

The Maximum Linear Arrangement Problem for trees under projectivity and planarity

Lluís Alemany-Puig^{a,*}, Juan Luis Esteban^a, Ramon Ferrer-i-Cancho^a

^a*Quantitative, Mathematical and Computational Linguistics Research Group, Computer Science Department, Universitat Politècnica de Catalunya, Jordi Girona 1-3, 08034, Barcelona, Catalonia, Spain*

Abstract

A linear arrangement is a mapping π from the n vertices of a graph G to n distinct consecutive integers. Linear arrangements can be represented by drawing the vertices along a horizontal line and drawing the edges as semicircles above said line. In this setting, the length of an edge is defined as the absolute value of the difference between the positions of its two vertices in the arrangement, and the cost of an arrangement as the sum of all edge lengths. Here we study two variants of the Maximum Linear Arrangement problem (**MaxLA**), which consists of finding an arrangement that maximizes the cost. In the **planar** variant for free trees, vertices have to be arranged in such a way that there are no edge crossings. In the **projective** variant for rooted trees, arrangements have to be planar and the root of the tree cannot be covered by any edge. In this paper we present algorithms that are linear in time and space to solve **planar** and **projective** **MaxLA** for trees. We also prove several properties of maximum projective and planar arrangements, and show that caterpillar trees maximize **planar** **MaxLA** over all trees of a fixed size thereby generalizing a previous extremal result on trees.

Keywords: Linear arrangements, Maximum Linear Arrangement Problem, Projectivity, Planarity, One-page embeddings

1. Introduction

A linear arrangement π of a graph $G = (V, E)$, $n = |V|$, is a mapping of the vertices in V to distinct consecutive integers in $[1, n]$; it can be seen both as a linear ordering of the vertices or as a permutation of the vertices, where vertices lie on a horizontal line in integer positions. In such an arrangement, the distance between two vertices $u, v \in V$ can be defined as $d_\pi(u, v) = |\pi(u) - \pi(v)|$. For any edge uv , $d_\pi(u, v)$ represents the length of edge uv in π . We define the cost of an arrangement π as the sum of all edge lengths $D_\pi(G) = \sum_{uv \in E} d_\pi(u, v)$ [16, 29, 5, 23, 15].

The Minimum Linear Arrangement problem (**minLA**) consists of minimizing the cost over all $n!$ possible arrangements π of the vertices of a graph G . We denote this minimum as $m[G]$. The problem is NP-Hard for arbitrary graphs [14]. Various polynomial-time algorithms are available to solve **minLA** for trees [16, 29, 5]. The fastest, to the best of our knowledge, is due to Chung [5]. On the other hand, the Maximum Linear Arrangement problem (**MaxLA**) consists of finding the maximum cost, denoted here as $M[G]$ [8, 22, 7]; it is also NP-Hard for arbitrary graphs [8]. Applications of **MaxLA** can be found in placement of obnoxious facilities [30], and also in statistical normalization of the

sum of edge lengths in Quantitative Linguistics studies [31, 18, 12].

There exist several variants of edge length optimization problems in linear arrangements [2]; two of them are the *planar* and the *projective* variants. In the *planar* variant (**minLA/MaxLA** under the *planarity* constraint), the placement of the vertices of a free tree is constrained so that there are no edge crossings. Consider two undirected edges of a graph $st, uv \in E$. Assume, without loss of generality (w.l.o.g.), that $\pi(s) < \pi(t)$, $\pi(u) < \pi(v)$ and $\pi(s) < \pi(u)$; then st and uv cross if $\pi(s) < \pi(u) < \pi(t) < \pi(v)$ [4]. Arrangements without edge crossings are known as *planar* arrangements [25], and also one-page book embeddings [4]. There are several $O(n)$ -time algorithms to solve **planar** **minLA** [24, 23, 2]. In the *projective* variant (**minLA/MaxLA** under the projectivity constraint), a rooted tree is arranged so that the arrangement is planar and the root is not covered. Given an edge uv , assume w.l.o.g., $\pi(u) < \pi(v)$; then a vertex w is covered by uv if $\pi(u) < \pi(w) < \pi(v)$. Arrangements of a rooted tree without edge crossings where the root is not covered are known as *projective* [25, 26]. There are several $O(n)$ -time algorithms to solve **projective** **minLA** [23, 15, 2].

Projective **minLA** can be solved in time $O(n)$, by arranging the subtrees of the rooted tree on alternating

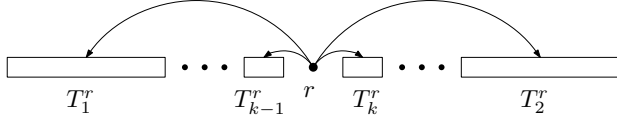


Figure 1: The basic layout of a minimum projective arrangement [23]. The subtrees are arranged on alternating sides of the root r , from smallest at the center of the arrangement to largest at the ends. Note that $|V(T_1^r)| \geq \dots \geq |V(T_k^r)|$. In this figure, k denotes the degree of r .

sides of the root in the arrangement from smallest to largest in an inside-out fashion so that vertices of the same subtree are arranged contiguously [23, 15, 2] (Figure 1). **Planar minLA** can be solved in time $O(n)$ [23, 2] by first finding one of the two centroidal¹ vertices c of the input free tree and then solving **projective minLA** for the same tree but rooted at c [23, 2].

Much research has been carried out on the minimum variant of the problem. However, to the best of our knowledge, comparatively less research has been conducted on its maximum variant. It was probably first studied by Harper [20, 21]. On trees, some research has been carried out on **unconstrained MaxLA**, denoted as $M[T]$, and **planar MaxLA**, denoted as $M_{\text{pl}}[T]$, where ‘pl’ stands for ‘planar’, as well as on **projective MaxLA**, denoted as $M_{\text{pr}}[T^r]$, where ‘pr’ stands for ‘projective’ [9, 10, 11]. Concerning the unconstrained case, it has been shown that $M[T]$ is maximized by a balanced bistar (free) tree [11] (denoted as T^{bb} , illustrated in Figure 2(a)), i.e.,

$$\begin{aligned} \max_{T \in \mathcal{F}_n} \{M[T]\} &= M[T^{\text{bb}}] \\ &= \frac{1}{4} [3(n-1)^2 + 1 - n \bmod 2], \end{aligned}$$

where \mathcal{F}_n is the set of all n -vertex free trees. Exact values of $M[T]$ have been derived for the class of bistar trees (which comprises star and quasistar trees, shown in Figure 2(b,d)), and linear trees (Figure 2(c)) [9, 11]. In [7, 27], Nurse *et. al.* proposed a $O(n^{4d})$ -time algorithm to solve **unconstrained MaxLA** on trees whose maximum degree is bounded by a constant d .

Here we fill the gap in the literature on the calculation of **MaxLA** for a given tree by devising algorithms that solve **projective** and **planar MaxLA** problems for trees in time and space $O(n)$. Furthermore, we give the value of $M_{\text{pr}}[T^r]$ over all $T^r \in \mathcal{R}_n$, where \mathcal{R}_n is the set of all n -vertex rooted trees, and generalize a previous extremal result in [9] by showing that the maximum value of $M_{\text{pl}}[T]$ over all free trees $T \in \mathcal{F}_n$ is achieved at least by caterpillar trees.

We begin by defining notation and concepts in Section 2. In Section 3, we present an outline of

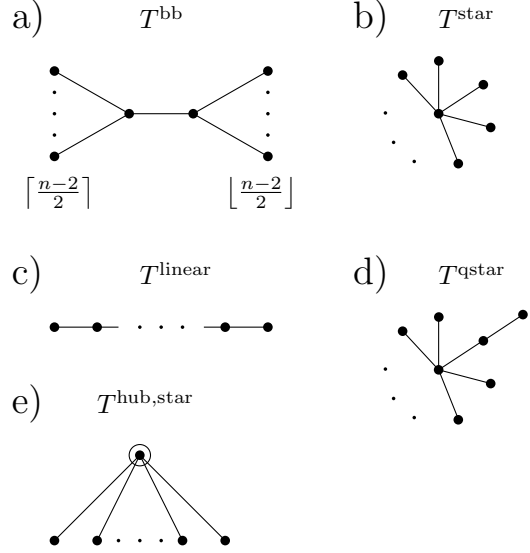


Figure 2: Illustration of several types of trees. a) Balanced bistar tree T^{bb} of n vertices. b) Star tree T^{star} . c) Linear tree T^{linear} . d) Quasi-star tree T^{qstar} (a type of bistar tree). e) A star tree rooted at the hub $T^{\text{hub,star}}$.

an algorithm for trees unifying previous research on **constrained minLA** and the new algorithms presented in this paper for solving **constrained MaxLA**, thus highlighting common patterns. In Section 4, we show that **projective MaxLA** can be solved in time and space $O(n)$ using an strategy similar to that used to solve **projective minLA**. We provide a $O(n)$ -time and $O(n)$ -space algorithm to solve **planar MaxLA** in Section 5. Implementations of all algorithms presented here are available in the Linear Arrangement Library² [1].

2. Preliminaries

We denote vertices as u, v, r, w, x, y, z . We denote integers as a, b, i, j, k, l . We denote free trees as T and a tree rooted at vertex r as T^r ; we consider the edges of a rooted tree to be oriented away from the root. We denote the degree of a vertex u of a free tree T as $d(u)$, equal to the number of neighbors, and the out-degree of a vertex of a rooted tree as $d_r(u)$, equal to the number of out-neighbors, or children, in a rooted tree T^r . Undirected edges are denoted as uv , and directed edges as (u, v) . We denote a subtree of T^r rooted at $u \in V$ as T_u^r ; subtree T_v^r is an *immediate subtree* of T_u^r if v is a child of u . Let $s_v(u) = |V(T_v^r)|$; it is easy to see that for any edge uv , $s_u(v) + s_v(u) = n$. We say that the *size of a child u of r in T^r* is $s_r(u)$. It will be useful to order the immediate subtrees of T_u^r according to size in a non-increasing manner. Let $s_u(v, i)$ be the size of

¹See [19, p. 35] for a definition of centroid of a tree.

²Available publicly online at <https://github.com/LAL-project/linear-arrangement-library>.

the i -th largest immediate subtree of T_v^u . For the sake of brevity, let T_i^u be the i -th largest immediate subtree of T^u .

3. Outline of the algorithms

The algorithms for all four problems **projective/planar minLA/MaxLA** on trees are all of a similar structure, which can be summarized with the following steps.

1. Find an optimal root v . In both projective variants, v is the root of the tree. In **planar minLA**, v is a centroidal vertex [24, 23, 2]; there exists several algorithms to find it [17, 23]³. In **planar MaxLA**, a necessary condition for v is to have a leaf attached (Lemma 5.4); how to find v is detailed in Algorithm 4.2 (Supplementary material).
2. Calculate subtree sizes with respect to v .
3. In a top-down fashion, starting at T^v ,
 - (a) Sort the immediate subtrees by their size. This step requires sorting in $O(n)$; counting sort [6] achieves this goal.
 - (b) Find an optimal position for the root of the current subtree. In **planar minLA**, the immediate subtrees are arranged to both sides of the root in a balanced manner [23, 2]. In **planar MaxLA**, all the immediate subtrees are placed to the left (or to the right) of the root.
 - (c) Compute the interval $[a, b]$ in which each immediate subtree is to be arranged (Figure 1 depicts the arrangement in the minimization variants; Figure 3 depicts the arrangement in the maximization variants).
 - (d) Recursively apply step 3 to all immediate subtrees.

4. Projective MaxLA

It is easy to describe intuitively the shape of a maximum projective arrangement for T^r . Note that in order to avoid edge crossings the vertices of any subtree must be arranged in consecutive positions. The root of the subtree must be arranged on the leftmost (rightmost) position of the allowed interval to arrange the subtree. All the subtrees of the subtree being arranged must be arranged non-increasingly by size, the biggest one nearest the root and so on, maximizing the length

of the edges starting at the root. For the initial tree we put the root, say, at the left side and the allowed interval is all the positions. This is a *right branching* arrangement; if the root is on the rightmost position, then it is a *left branching* arrangement. A glance at Figure 3 will dispel all remaining doubts. In Theorem 4.1, we prove that the arrangement described is indeed a maximum projective arrangement of a rooted tree.

Theorem 4.1. *A maximum projective arrangement of a rooted tree T^r is such that*

- (i) *the immediate subtrees of T_u^r are arranged non-increasingly by size, with the smallest one farthest from u , all at the same side of u in the arrangement, and*
- (ii) *for every directed edge (u, v) , if the arrangement of T_u^r is left (resp. right) branching then the arrangement of T_v^r is right (resp. left) branching.*

Proof. First, we prove (i) with a strategy similar to that by Hochberg and Stallmann for the minimization problem [23, Lemma 6]. Consider a rooted tree T^r and a projective arrangement of T^r constructed from a permutation of its immediate subtrees and the root r . Note that projective (and planar) arrangements have to be constructed in this way, otherwise there would be crossings; thus the arrangements of all immediate subtrees are constructed likewise, down to the leaves. W.l.o.g., assume that in the permutation there are more (or equal number of) vertices to the right of r than to the left of r .

We define two steps which, when applied to any such arrangement, the cost never decreases. *Step A* consists of swapping two subtrees in the permutation. For two trees to the right (or to the left) of the root, if the smaller one is nearer the root, we swap their positions in the permutation. This always increases the total cost of the arrangement. *Step B* consists of moving the leftmost subtree in the arrangement to the right side of the arrangement, as far as possible from the root. This increases the cost of the arrangement since we assumed, w.l.o.g., that there are more (or equal number of) vertices to the right of the tree's root than to its left.

The procedure to construct a maximum projective arrangement is as follows. *Step A* is applied to both sides of the arrangement of T^r , as often as needed until all subtrees are eventually arranged non-increasingly by size with the largest subtree closest to the root, and the smallest subtree farthest from it. Then, *step B* is applied until all subtrees to the left of the root have been placed to its right. Lastly, apply *step A* again as many times as needed to obtain a non-increasing order of all the subtrees with the largest subtree next to the root. These steps construct a right branching arrangement, but they are easily modifiable to construct a left

³In Goldman's work [17] there is an algorithm that can be adapted to compute the centroid of a tree and, at the same time, compute subtree sizes.

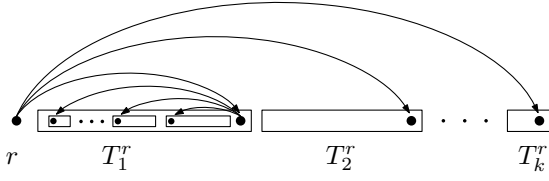


Figure 3: A maximum projective arrangement of T^r . The arrangement of T^r is right branching, while the arrangements of T_1^r, \dots, T_k^r are left branching.

branching arrangement by mirroring. Note that the order of two equally large subtrees in the permutation of intervals does not matter, since swapping them does not change the local cost of the subtrees, and the length of the edges from their roots to their root's parent does not change.

Second, we prove (ii). We apply recursively the procedure above to the subtrees, alternating between right branching arrangement and left branching in order to maximize the cost. If a subtree has a left branching arrangement, each of its immediate subtrees T_u^r must have a right branching arrangement and vice versa so as to maximize the length of the edge (r, u) . \square

Now we list several properties that characterize maximum projective arrangements, all of which follow immediately from Theorem 4.1.

Corollary 4.2. *In a maximum projective arrangement π of T^r ,*

- (i) *The root r is placed at one end of the linear arrangement,*
- (ii) *All leaves of r , if any, are arranged consecutively at the other end of the linear arrangement,*
- (iii) *The first and last vertices of the arrangement are adjacent in the tree,*
- (iv) *The arrangements of all immediate subtrees of any vertex branch towards the same direction.*

The cost of the maximum projective arrangement of T^r is, looking at Figure 3, easy to derive. It is the sum of the maximum projective arrangements of the subtrees plus the sum of the lengths of the k edges incident to the root to its children: the length of the first edge is the size of T_1^r , the length of the second edge is the sum of the sizes of T_1^r and T_2^r , and so on. Corollary 4.3 formalizes this cost.

Corollary 4.3. *For any rooted tree T^r ,*

$$M_{\text{pr}}[T^r] = \sum_{i=1}^{d(r)} M_{\text{pr}}[T_i^r] + \sum_{i=1}^{d(r)} \sum_{j=1}^i s_r(r, j).$$

It is easy to devise an algorithm to solve **projective MaxLA** from the description of the maximum arrangement and the formal proof in Theorem 4.1. The algorithm can be viewed as a modification of an algorithm previously used to solve **projective minLA** [2, Algorithm 4.1] where the intervals assigned to the subtrees are calculated differently.

Corollary 4.4. *There is an algorithm that, for any tree T^r , solves **projective MaxLA** in time and space $O(n)$, giving one of the possibly many maximum projective arrangements.*

Proof. We detail such algorithm and give its proof of correctness and cost in the Supplementary material (Theorem 3.1, Algorithm 3.1). \square

We finish this section with the maximum value of $M_{\text{pr}}[T^r]$ over all rooted trees $T^r \in \mathcal{R}_n$. We show that it can be achieved by $T^{\text{hub}, \text{star}}$ (Figure 2(e)), a star tree rooted at the vertex of maximum degree (the so-called *hub*).

Property 4.5.

$$\max_{T^r \in \mathcal{R}_n} \{M_{\text{pr}}[T^r]\} = M_{\text{pr}}[T^{\text{hub}, \text{star}}] = \binom{n}{2}.$$

Proof. The statement follows from combining two facts. First, it was shown that [9],

$$\max_{T \in \mathcal{F}_n} \{M_{\text{pl}}[T]\} = \binom{n}{2}.$$

And, since planarity is a generalization of projectivity, we have that

$$\max_{T^r \in \mathcal{R}_n} \{M_{\text{pr}}[T^r]\} \leq \max_{T \in \mathcal{F}_n} \{M_{\text{pl}}[T]\} = \binom{n}{2}.$$

Second, trivially [10]

$$M_{\text{pr}}[T^{\text{hub}, \text{star}}] = M_{\text{pl}}[T^{\text{star}}] = \binom{n}{2}.$$

Bear in mind that all linear arrangements of a star tree are planar because all pairs of edges share a vertex and thus they cannot cross, and besides, in a star tree rooted at the hub vertex, all linear arrangements are projective because the root cannot be covered. \square

5. Planar MaxLA

We first show that a maximum planar arrangement of a free tree is in fact a maximum projective arrangement for the same tree rooted at a certain vertex.

Theorem 5.1. *Given a free tree T , a maximum planar arrangement for T is also a maximum projective arrangement for T^u for some $u \in V$. Formally,*

$$M_{\text{pl}}[T] = \max_{u \in V} \{M_{\text{pr}}[T^u]\}.$$

Proof. Let $\Pi_{\text{pl}}(T, u)$ be the set of planar arrangements π of T such that $\pi(u) = 1$, and let $\Pi_{\text{pr}}(T^v, v)$ be the set of all projective arrangements π' of T^v such that $\pi'(v) = 1$. Notice that $\Pi_{\text{pl}}(T, u) = \Pi_{\text{pr}}(T^u, u)$ (see [3] for further details on the relationship between planar arrangements and projective arrangements). Then it is easy to see that

$$\begin{aligned} M_{\text{pl}}[T] &= \max_{u \in V} \max_{\pi \in \Pi_{\text{pl}}(T, u)} \{D_{\pi}(T)\} \\ &= \max_{u \in V} \max_{\pi \in \Pi_{\text{pr}}(T^u, u)} \{D_{\pi}(T^u)\} \\ &= \max_{u \in V} \{M_{\text{pr}}[T^u]\}. \end{aligned}$$

□

From Theorem 5.1, we can calculate the maximum planar arrangement by rooting the tree in every vertex and keeping the arrangement that yields the maximum cost. It is easy to see that this strategy has time complexity $O(n^2)$ for any tree. Later in this section we devise a $O(n)$ -time algorithm that follows the outline in Section 3. In order to achieve this, we first prove that calculating the cost of a maximum projective arrangement of a tree rooted at v is relatively easy if we know the cost of the maximum projective arrangement for the same tree rooted at a neighbor of v .

Lemma 5.2. *Let T be a free tree. For any edge $uv \in E(T)$, it holds that*

$$M_{\text{pr}}[T^v] - M_{\text{pr}}[T^u] = f(v, u) - f(u, v), \quad (1)$$

where

$$f(u, v) = [d(u) - j]s_u(v) + \sum_{i=1}^j s_u(u, i)$$

and j , $1 \leq j \leq d(u)$, is the position of v in the list of immediate subtrees of T^u sorted non-increasingly by size.

Proof. Let k (resp. l) be the index of v (resp. u) in the sorted list of neighbors of u (resp. v), as depicted in Figures 4(a,b). Now, it is easy to see from Figure 4(c) that, for any edge uv , we can decompose $M_{\text{pr}}[T^u]$ into four parts: (blue) $M_{\text{pr}}[T^u \setminus T_v^u]$, where $T^u \setminus T_v^u$ denotes the tree T^u without its immediate subtree T_v^u , (red) $M_{\text{pr}}[T_v^u]$, (orange) the length of the edge from u to v , and (green) the length of the segment of the edges from u to $u_{k+1}, \dots, u_{d(u)}$ that cover the subtree

T_v^u (which is not counted in $M_{\text{pr}}[T^u \setminus T_v^u]$) and which is needed in order to insert T_v^u in the maximum projective arrangement of $T^u \setminus T_v^u$. More formally and in the same order,

$$\begin{aligned} M_{\text{pr}}[T^u] &= M_{\text{pr}}[T^u \setminus T_v^u] + M_{\text{pr}}[T_v^u] \\ &\quad + \sum_{i=1}^k s_u(u, i) + (d(u) - k)s_u(v). \end{aligned}$$

Likewise for $M_{\text{pr}}[T^v]$. Now, since $T^u \setminus T_v^u = T_v^v$ and $T^v \setminus T_u^v = T_u^u$ (Figure 4(a,b)), it is easy to see that

$$M_{\text{pr}}[T^v \setminus T_u^v] + M_{\text{pr}}[T_u^v] = M_{\text{pr}}[T^u \setminus T_v^u] + M_{\text{pr}}[T_v^u].$$

Hence Equation 1. □

Now we explain how to use Lemma 5.2 to solve **planar MaxLA**. In order to calculate efficiently the value $M_{\text{pr}}[T^v]$ using the value $M_{\text{pr}}[T^u]$, we use a data structure, denoted as \mathcal{M} , similar to an adjacency list. \mathcal{M} has one entry for each vertex. For any $u \in V$, $\mathcal{M}[u]$ contains $d(u)$ -many tuples, $\mathcal{M}[u][i]$ where $1 \leq i \leq d(u)$, each of five elements. Let $v_1, \dots, v_{d(u)}$ be the neighbors of u ordered non-increasingly by size. The tuple relative to $(u, v_i) \in E(T^u)$ is $\mathcal{M}[u][i]$ and contains (1) v_i , (2) the size of T_i^u , (3) the index i which is the position of v in the list of sorted neighbors of u , (4) the position of u in the list of sorted neighbors of v_i , and (5) the sum of the sizes of the subtrees T_1^u, \dots, T_{i-1}^u . See the proof of Theorem 4.1 in the Supplementary Materials for further details. The following theorem outlines the algorithm.

Theorem 5.3. *There is an algorithm that, for any tree T , solves **planar MaxLA** in time and space $O(n)$ giving one of the possibly many maximum planar arrangements.*

Proof. The algorithm (Algorithm 4.1, Supplementary material) first builds structure \mathcal{M} , in order to apply Equation 1 in constant time. Its construction is done in time and space $O(n)$. The optimum root can be found with a BFS traversal on the tree starting at an arbitrary vertex w with the aid of \mathcal{M} . The value of $M_{\text{pr}}[T^w]$ is calculated in $O(n)$ (Corollary 4.4). Every step of the traversal has cost $O(1)$ using \mathcal{M} and Lemma 5.2. Once the optimum root is found, say z , we already know the cost, and a maximum planar arrangement is calculated in $O(n)$ as a maximum projective arrangement for T^z . We detail such algorithm and give its proof of correctness and cost in the Supplementary material (Theorem 4.1, Algorithm 4.1). □

In the algorithm above, we showed that the optimum root to solve **planar MaxLA** can be found in $O(n)$. Although the algorithm is efficient, it is also difficult

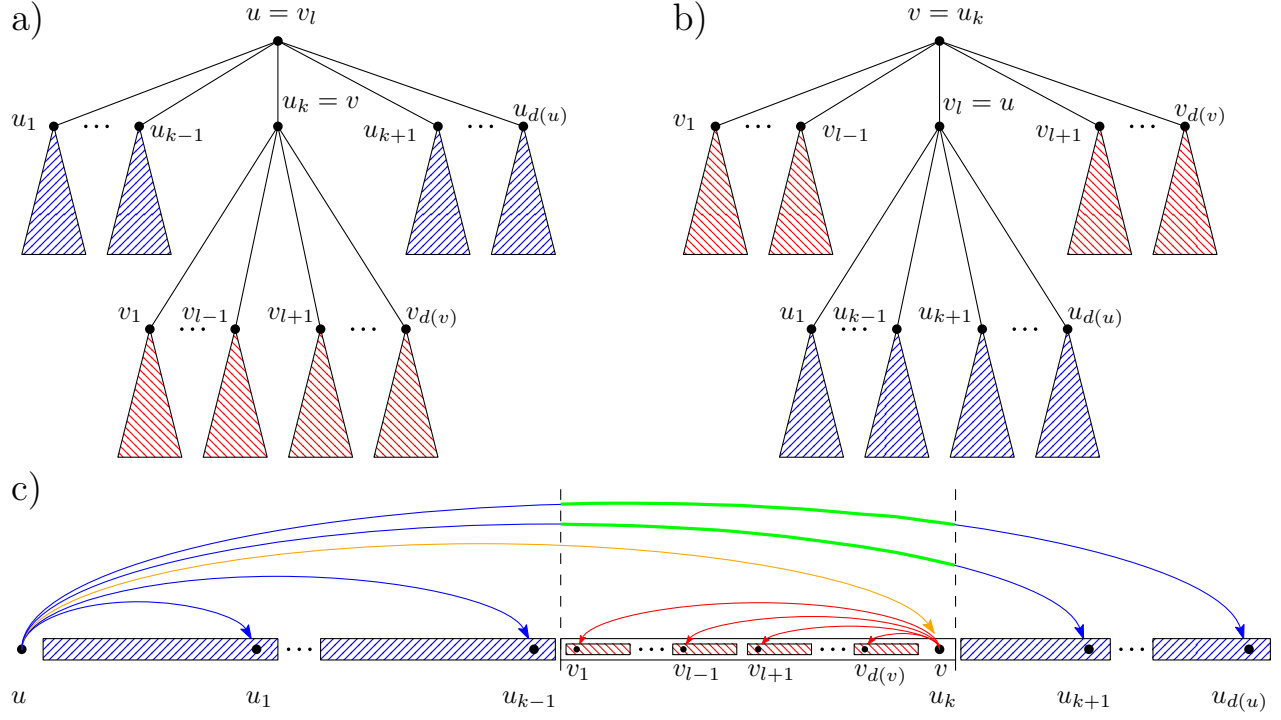


Figure 4: Proof of Lemma 5.2. a) A free tree T rooted at u . b) A free tree T rooted at v . c) A maximum projective arrangement of T^u . The vertices u and v are adjacent in the tree, that is $uv \in E$. The children of both u and v are ordered: u_i is the i -th largest child of u ; similarly for v . Then vertex v is the k -th largest child of u ; vertex u is the l -th largest child of v . Same names for vertices indicate equal vertices.

to understand since it needs to build \mathcal{M} , traverse the whole tree to find the optimum root, and there is no immediate knowledge on the kind of vertex that it finds. Ideally, the optimum root should be searched using a characterization easier to understand and calculate as it happens in **planar minLA** for trees where the optimal root is a centroidal vertex. We now identify a necessary condition for a vertex to be an optimum root to solve **planar MaxLA**.

Let $V_*(T)$ be the set of vertices of T for which Theorem 5.1 holds. More formally,

$$V_*(T) = \{v \in V \mid M_{\text{pl}}[T] = M_{\text{pr}}[T^v]\}. \quad (2)$$

We now present a characterization of the vertices in $V_*(T)$.

Lemma 5.4. *For any free tree T , a vertex $v \in V_*(T)$ is either a leaf or an internal vertex with some leaves adjacent.*

Proof. Notice that for $n \leq 4$ this is trivially true. In the following analysis we assume that $n \geq 5$.

Let w be an internal vertex that has no leaf adjacent and let z be the smallest child of w . Here we apply Lemma 5.2 to show that $M_{\text{pr}}[T^w] < M_{\text{pr}}[T^z]$. By repeatedly choosing the smallest child starting at w we get a sequence of vertices u_1, \dots, u_j, u_{j+1} in which

(1) u_{i+1} is the smallest child of u_i , (2) $M_{\text{pr}}[T^{u_i}] < M_{\text{pr}}[T^{u_{i+1}}]$, and (3) u_j is the first to have a leaf adjacent. We can stop at u_j because, by Corollary 4.2(ii), we have that $M_{\text{pr}}[T^{u_j}] = M_{\text{pr}}[T^{u_{j+1}}]$, where u_{j+1} is any leaf of u_j .

Now, let $k = d_w(z)$. By our assumption that z is not a leaf, $k \geq 1$. Let π_1 be a maximum projective arrangement for T^w (Figure 5(a)), and let π_2 be a maximum projective arrangement for T^z (Figure 5(b)). It is easy to see that $M_{\text{pr}}[T^{w_i}]$ for all neighbors w_i of w (except z) do not change nor does the length of the edges ww_i from π_1 to π_2 ($1 \leq i < d(w)$). Then, due to Lemma 5.2, $M_{\text{pr}}[T^z] - M_{\text{pr}}[T^w] = (k+1)s_z(w) - (n-1)$ and $M_{\text{pr}}[T^z] > M_{\text{pr}}[T^w]$ iff,

$$ks_z(w) > s_w(z) - 1. \quad (3)$$

If z is not a leaf, Equation 3 holds iff $s_z(w) > s_w(z)$ which trivially holds since z is the smallest child of w and thus subtree T_w^z is the largest immediate subtree of T^z . Now, if z was a leaf, that is, if w had an adjacent leaf, it would be easy to see that π_2 is just the reverse of π_1 . Thus improvement stops at the vertex that has a leaf adjacent to it. More precisely, if z is a leaf Equation 3 does not hold since $k = 0$ and $s_w(z) = 1$. \square

The proof of Lemma 5.4 does not guarantee that repeatedly choosing the smallest child yields $M_{\text{pl}}[T]$. It

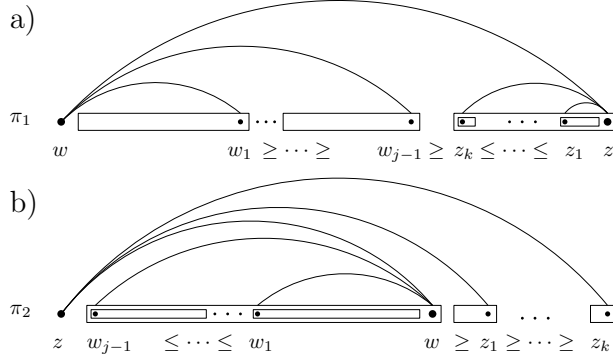


Figure 5: Proof of Lemma 5.4. Vertex w has neighbors w_1, \dots, w_j ; no neighbor of w is a leaf. Vertex $z = w_j$ has children z_1, \dots, z_k in T^w . The comparison symbols \geq and \leq in the diagram indicate order of size of the subtrees rooted at the vertices at every side of the comparison symbols. a) A maximum projective arrangement π_1 of T^w . b) A maximum projective arrangement π_2 of T^z .

only guarantees improvement over the starting vertex when said vertex has no leaves attached. Furthermore, from Lemma 5.4, $2 \leq |V_*(T)|$ (when $n \geq 2$); moreover, in the worst case, that is, in a star tree, $|V_*(T)| = n$. Since the vertices in $V_*(T)$ are either leaves or their only neighbor, we can construct, in time $O(n)$, the set $V_1(T) \subseteq V(T)$ of vertices that have a leaf attached. It is easy to see that $1 \leq |V_1(T)| \leq \min\{n/2, L(T)\}$, where $L(T)$ is the number of leaves of T . In order to solve **planar MaxLA**, we can find the maximum root by checking all vertices in $V_1(T)$ in time $O(|V_1(T)|n)$.

The next corollary highlights a significant difference between the structure of maximum projective arrangements and the structure of maximum planar arrangements. Although the strategies to solve these related problems have steps in common, there are differences in the solution. While a maximum projective arrangement can only have leaves at one end if the root vertex has a leaf adjacent (Corollary 4.2), a maximum planar arrangement always has leaves at one of the ends.

Corollary 5.5. *In a maximum planar arrangement π of T ,*

- (i) *An internal vertex v with leaves is placed at one end of the linear arrangement,*
- (ii) *All leaves of v are arranged consecutively at the other end of the linear arrangement.*

Proof. Theorem 5.1 indicates that a maximum planar arrangement is a maximum projective arrangement of some rooted tree. Then this corollary follows from combining Corollary 4.2 with Lemma 5.4. \square

Notice that maximum planar arrangements also satisfy properties in Corollary 4.2(iii,iv).

Although solving **planar MaxLA** for general trees requires traversing the whole tree to identify the optimum root, it can be solved quite easily in caterpillar trees. The next corollary explains how to construct a maximum planar arrangement for any caterpillar tree, using the fact that all caterpillars are *graceful trees* proven by Rosa [28]. A tree is said to be *graceful* if one can find a (bijective) labeling $\phi : V \rightarrow \{0, \dots, n-1\}$ such that each edge uv is uniquely identified by the value $|\phi(u) - \phi(v)|$; see [13] for further details. Then, we define the arrangement π as $\pi(u) = \phi(u) + 1$ and then a graceful tree is one that can be arranged such that there is exactly one edge of length 1, one of length 2, and so on, until one edge of length $n-1$. It is easy to see, then, that an arrangement of a tree defined from a graceful labeling has cost exactly $\binom{n}{2}$.

The next corollary also generalizes a previous result [9], namely

$$\begin{aligned} \max_{T \in \mathcal{F}_n} \{M_{\text{pl}}[T]\} &= M_{\text{pl}}[T^{\text{star}}] \\ &= M_{\text{pl}}[T^{\text{linear}}] = \binom{n}{2}. \end{aligned} \quad (4)$$

Corollary 5.6.

- (i) *Rosa's construction [28] to show that caterpillar trees are graceful corresponds to maximum planar arrangements of the same trees,*
- (ii) *For any caterpillar tree T , $M_{\text{pl}}[T] = \binom{n}{2}$,*
- (iii) *The maximum $M_{\text{pl}}[T]$ over all trees is achieved at least by caterpillar trees,*
- (iv) *The endpoints of the caterpillar's backbone are in $V_*(T)$.*

Proof.

- (i) First, Rosa [28] showed that all caterpillar trees T are graceful with the following construction. Identify the vertices of the caterpillar's backbone; let v be the vertex at one end of the backbone. Place v at one end of the arrangement, and its leaves at the other end. Let w be the only neighbor of v that has not yet been placed. Place w next to the leaves of v , and arrange the leaves of w next to v . Continue until there are no more vertices to arrange. It is easy to see that Rosa's construction for caterpillar trees is planar and follows the characterization of a maximum projective arrangement of T^v (Theorem 4.1, Figure 3).
- (ii) Follows from (i) and the definition of graceful trees.

- (iii) By (ii) and Equation 4, it immediately follows that all caterpillar trees maximize the value of **MaxLA** over all free trees.
- (iv) Finally, it trivially follows from (i) that the endpoints of the backbone are in $V_*(T)$ because the ends of the backbone have the role of a root vertex in the characterization of a maximum planar arrangement (Theorem 5.1, Equation 2).

□

6. Conclusions

In this paper we have tackled **projective MaxLA** and **planar MaxLA**. We have presented an algorithm to solve **projective MaxLA** in time and space $O(n)$ which, besides, follows an strategy almost identical to that used to solve **projective minLA**. However, the approach we used to solve **planar MaxLA** differs from the approach used to solve **planar minLA**: we were unable to characterize the vertices in $V_1(T)$ and thus, by extension, the vertex v in the outline above (Section 3) for most trees, the exception being caterpillar trees. Moreover, the bounds to the size of $V_1(T)$ are not sufficiently low to simplify the algorithm presented here. Future work should study stronger characterizations of $V_1(T)$ and search for broader classes of trees for which $|V_1(T)| = O(1)$.

Acknowledgments

We thank M. Mora for helpful comments and discussions. We thank an anonymous reviewer for pointing us to [17] and to the use of Goldman’s algorithm. We owe them the clever proposal of the general algorithm in Section 3. The authors are supported by a recognition 2021SGR-Cat (LQMC) from AGAUR (Generalitat de Catalunya). LAP is funded by Secretaria d’Universitats i Recerca de la Generalitat de Catalunya and the Social European Fund. JLE is funded by the grant PID2019-109137GB-C22 from MINECO.

References

- [1] Lluís Alemany-Puig, Juan Luis Esteban, and Ramon Ferrer-i-Cancho. The linear arrangement library. a new tool for research on syntactic dependency structures. In *Proceedings of the Second Workshop on Quantitative Syntax (Quasy, SyntaxFest 2021)*, pages 1–16, Sofia, Bulgaria, 12 2021. Association for Computational Linguistics.
- [2] Lluís Alemany-Puig, Juan Luis Esteban, and Ramon Ferrer-i-Cancho. Minimum projective linearizations of trees in linear time. *Information Processing Letters*, 174:106204, 2022.
- [3] Lluís Alemany-Puig and Ramon Ferrer-i-Cancho. Linear-time calculation of the expected sum of edge lengths in planar linearizations of trees. *arXiv*, 2022.
- [4] Frank Bernhart and Paul C. Kainen. The book thickness of a graph. *Journal of Combinatorial Theory, Series B*, 27(3):320–331, 1979.
- [5] Fan R. K. Chung. On optimal linear arrangements of trees. *Computers & Mathematics with Applications*, 10(1):43–60, 1984.
- [6] Thomas H. Cormen, Charles E. Leiserson, Ronald L. Rivest, and Clifford Stein. *Introduction to Algorithms*. The MIT Press, Cambridge, MA, USA, 2nd edition, 2001.
- [7] Matt DeVos and Kathryn Nurse. A maximum linear arrangement problem on directed graphs. *arXiv*, 2018.
- [8] Shimon Even and Yossi Shiloach. NP-Completeness of several arrangement problems. Technical Report (CS0043), Technion, Israel Institute of Technology, 1975.
- [9] Ramon Ferrer-i-Cancho. Hubiness, length, crossings and their relationships in dependency trees. *Glottometrics*, 25:1–21, 2013.
- [10] Ramon Ferrer-i-Cancho. The placement of the head that minimizes online memory. A complex systems approach. *Language Dynamics and Change*, 5(1):114–137, 2015.
- [11] Ramon Ferrer-i-Cancho, Carlos Gómez-Rodríguez, and Juan Luis Esteban. Bounds of the sum of edge lengths in linear arrangements of trees. *Journal of Statistical Mechanics: Theory and Experiment*, 2021:023403, 2 2021.
- [12] Ramon Ferrer-i-Cancho, Carlos Gómez-Rodríguez, Juan Luis Esteban, and Lluís Alemany-Puig. Optimality of syntactic dependency distances. *Physical Review E*, 105:014308, 1 2022.
- [13] Joseph A. Gallian. Graph labeling. *The Electronic Journal of Combinatorics*, 1000, 12 2018.
- [14] Michael R. Garey, David Stifler Johnson, and Larry J. Stockmeyer. Some simplified NP-Complete graph problems. *Theoretical Computer Science*, pages 237–267, 1976.
- [15] Daniel Gildea and David Temperley. Optimizing grammars for minimum dependency length. In *Proceedings of the 45th Annual Meeting of the Association of Computational Linguistics*, pages 184–191, Prague, Czech Republic, 06 2007. Association for Computational Linguistics.

- [16] Mark K. Goldberg and I. A. Klipker. A minimal placement of a tree on the line. Technical report, Physico-Technical Institute of Low Temperatures. Academy of Sciences of Ukrainian SSR, USSR, 1976. in Russian.
- [17] A. J. Goldman. Optimal center location in simple networks. *Transportation Science*, 5(2):212–221, 1971.
- [18] Kristina Gulordava and Paola Merlo. Multilingual dependency parsing evaluation: a large-scale analysis of word order properties using artificial data. *Transactions of the Association for Computational Linguistics*, 4:343–356, 2016.
- [19] Frank Harary. *Graph Theory*. Addison-Wesley, Reading, MA, 1969.
- [20] Lawrence H. Harper. Optimal assignments of numbers to vertices. *Journal of the Society for Industrial and Applied Mathematics*, 12(1):131–135, March 1964.
- [21] Lawrence H. Harper. Optimal numberings and isoperimetric problems on graphs. *Journal of Combinatorial Theory*, 1(3):385–393, 1966.
- [22] Refael Hassin and Shlomi Rubinstein. Approximation algorithms for maximum linear arrangement. *Information Processing Letters*, 80(4):171–177, 2001.
- [23] Robert A. Hochberg and Matthias F. Stallmann. Optimal one-page tree embeddings in linear time. *Information Processing Letters*, 87(2):59–66, 2003.
- [24] Mikhail Anatolievich Iordanskii. Minimal numberings of the vertices of trees — approximate approach. In Lothar Budach, Rais Gatič Bukharajev, and Oleg Borisovič Lupanov, editors, *Fundamentals of Computation Theory*, pages 214–217, Berlin, Heidelberg, 1987. Springer Berlin Heidelberg.
- [25] Marco Kuhlmann and Joakim Nivre. Mildly non-projective dependency structures. In *Proceedings of the COLING/ACL 2006 Main Conference Poster Sessions*, COLING-ACL ’06, pages 507–514, 07 2006.
- [26] Igor Mel’čuk. *Dependency Syntax: Theory and Practice*. State University of New York Press, Albany, NY, USA, 1988.
- [27] Kathryn Nurse. Maximum linear arrangement of directed graphs. Master’s thesis, Simon Fraser University, 2019.
- [28] Alexander Rosa. On certain valuations of the vertices of a graph. *Journal of Graph Theory*, pages 349–355, 01 1967.
- [29] Yossi Shiloach. A minimum linear arrangement algorithm for undirected trees. *SIAM Journal on Computing*, 8(1):15–32, 1979.
- [30] Arie Tamir. Obnoxious facility location on graphs. *SIAM Journal on Discrete Mathematics*, 4(4):550–567, November 1991.
- [31] Harry J. Tily. *The role of processing complexity in word order variation and change*. PhD thesis, Stanford University, August 2010. Chapter 3: Dependency lengths.

Supplementary Material – The Maximum Linear Arrangement Problem for trees under projectivity and planarity

Lluís Alemany-Puig^{*1}, Juan Luis Esteban^{†1}, and Ramon Ferrer-i-Cancho^{‡1}

¹Quantitative, Mathematical and Computational Linguistics Research Group, Computer Science Department, Universitat Politècnica de Catalunya

1 Introduction

Here we give detailed proofs of some of the Corollaries and Theorems from the main text and pseudocode for the algorithms to solve the problems tackled in this paper. The theorems, corollaries and lemmas from the main text are references here in *red and emphasized text*. We refer the reader to the main text for the meaning of notation.

2 Sorting of subtrees by size

The algorithms presented here require sorting the subtrees of a rooted tree T^r non-increasingly by size. To this aim, we use a data structure we denote by \mathcal{L}^r . It has n entries: for any vertex $u \in V$, $\mathcal{L}^r[u]$ contains $d(u) - 1$ tuples $(v, s_r(v))$ where the i -th tuple is the root of i -th largest immediate subtree of T_u^r and its size $s_r(u)$. The superscript r in \mathcal{L}^r indicates that the list is *rooted* on r , i.e., there are no tuples of the form $(p, s_r(p))$ where $p = p(r, u)$ denotes the parent of u in T^r ¹. \mathcal{L}^r can be constructed in time $O(n)$ and space $O(n)$ using a result by Hochberg and Stallmann [3], which was further studied in [1], and is stated next.

Proposition 2.1 (Hochberg and Stallmann [3]). *Let $T = (V, E)$ be a free tree. The values in the set*

$$\{(u, v, s_u(v)), (v, u, s_v(u)) \mid uv \in E\},$$

where $(x, y, s_x(y))$ denotes a 3-tuple in which $xy \in E$, are $O(n)$ -time and $O(n)$ -space computable.

Algorithms 2.1 and 4.2 in [1] show pseudocode for Proposition 2.1. The former ([1, Algorithm 2.1]) is used by Algorithm 4.3 under the name COMPUTE_SF. The latter ([1, Algorithm 4.2]) is used by Algorithm

3.1 to construct \mathcal{L}^r . In [1], \mathcal{L}^r was used to calculate $m_{\text{pr}}[T^r]$; here we need it to compute $M_{\text{pr}}[T^r]$. Readers will find pseudocode to construct \mathcal{L}^r in [1, Algorithm 4.2]. That algorithm is used here under the name SORTED_ADJACENCY_LIST_RT.

3 Projective MaxLA

Algorithm 3.1 solves **projective MaxLA**. It is a modification of algorithms previously used to solve **projective minLA** [1, Algorithm 4.1]. We also justify its correctness and cost more formally.

Theorem 3.1 (*Corollary 4.4*). *For any rooted tree T^r , Algorithm 3.1 solves **projective MaxLA** in time $O(n)$, space $O(n)$.*

Proof. Algorithm 3.1 is a modification of an algorithm previously used to solve **projective minLA** [1, Algorithm 4.1]. The algorithm to solve **projective MaxLA** is based on *Theorem 4.1*. The algorithm takes T_u^r and uses the subtree-size adjacency list $\mathcal{L}^r[u]$ to arrange its immediate subtrees in a non-increasing fashion in the interval $[a, b]$ passed as parameter (*Theorem 4.1(i)*). In the first call, the interval is $[1, n]$. Since we have to construct a left (resp. right) branching arrangement (*Theorem 4.1*), we place the root of the subtree at either position a or b ; the exact end is decided using the parameter τ which indicates the side in which u has been placed with respect to its parent in the arrangement, either **left** or **right** (*Theorem 4.1(ii)*). The interval of positions within the arrangement of the i -th subtree when $\tau = \text{left}$ is

$$\left[a + \sum_{j=1}^{i-1} s_r(u, j) + 1, a + \sum_{j=1}^i s_r(u, j) \right]$$

and when $\tau = \text{right}$ the interval is

$$\left[b - \sum_{j=1}^i s_r(u, j), b - \sum_{j=1}^{i-1} s_r(u, j) - 1 \right].$$

^{*}lluis.alemany.puig@upc.edu

[†]esteban@cs.upc.edu

[‡]rferrer@cs.upc.edu

¹The parent of $u \neq r$ in T^r is the only vertex v such that $(v, u) \in E(T^r)$.

It is easy to see that its time complexity is $O(n)$. Its space complexity is also $O(n)$ given the need to construct \mathcal{L}^r . \square

4 Planar MaxLA

Here we present Algorithm 4.1 to solve Planar MaxLA. We also prove its correctness and cost more formally.

Theorem 4.1 (*Theorem 5.3*). *For any free tree T , Algorithm 4.1 solves planar MaxLA in time and space $O(n)$.*

Proof. The main idea behind Algorithm 4.1 is that it performs a BFS traversal on the tree and, for every traversed edge uv , say, from u to v , apply Lemma 5.2 so as to calculate the value $M_{\text{pr}}[T^v]$ in time $O(1)$ (using the fact that $M_{\text{pr}}[T^u]$ is known). The BFS starts at an arbitrary vertex, say w , for which we calculate $M_{\text{pr}}[T^w]$ in time $O(n)$ using Algorithm 3.1. Once the traversal has finished the algorithm will have calculated all values $M_{\text{pr}}[T^x]$ for all $x \in V$.

Algorithm 4.1 simply calls Algorithm 4.2 which first constructs, using Algorithm 4.3, an adjacency list similar to \mathcal{L}^r , denoted as \mathcal{M} (described in Section 5). After that, Algorithm 4.2 performs the BFS traversal explained above to calculate in constant time $M_{\text{pr}}[T^v]$ from $M_{\text{pr}}[T^u]$ using the values stored in \mathcal{M} and applying them with Lemma 5.2.

The structure \mathcal{M} contains a tuple for every directed edge. Given a directed edge (u, v) , the tuple is of the form $(v, s_u(v), \sigma_u(v), \sigma_v(u), \varepsilon_u(v))$, where v is the root of the i -th largest immediate subtree of T^u and $\varepsilon_u(v)$ denotes the sum of the sizes of the first $\sigma_u(v)$ largest immediate subtrees of T^u ,

$$\varepsilon_u(v) = \sum_{j=1}^{\sigma_u(v)} s_u(u, j).$$

Notice that for every edge uv , the entries

$$\begin{aligned} \mathcal{M}[u][\sigma_u(v)] &= (v, s_u(v), \sigma_u(v), \sigma_v(u), \varepsilon_u(v)) \\ \mathcal{M}[v][\sigma_v(u)] &= (u, s_v(u), \sigma_v(u), \sigma_u(v), \varepsilon_v(u)) \end{aligned}$$

are related since the third value in $\mathcal{M}[u][\sigma_u(v)]$ is the same as the fourth value in $\mathcal{M}[v][\sigma_v(u)]$ and the third in $\mathcal{M}[v][\sigma_v(u)]$ is the same as the fourth in $\mathcal{M}[u][\sigma_u(v)]$.

It can be seen in Algorithm 4.3 that the calculation of the values $s_u(v)$, $\sigma_u(v)$, $\varepsilon_u(v)$ for the tuples in entry $\mathcal{M}[u]$ is correct. It remains to ascertain that the value $\sigma_v(u)$ is also calculated correctly in time $O(n)$. These values cannot be calculated directly in the first for loop. This is why they are added as ‘0’ in line 9, and thus an auxiliary list J (line 4) is used instead: it is first filled

in the first loop (line 10), and is used in the second loop starting at line 13 to add the values $\sigma_v(u)$ in the corresponding tuples in $\mathcal{M}[u]$ (line 14). At the end of the first for loop, the auxiliary list J contains the same tuples as S except that J contains extra indices $\sigma_v(u)$: notice that values $(v, u, n - s_u(v), \sigma_u(v))$ are the same as $(v, u, s_v(u), \sigma_u(v))$, and, furthermore, the same as $(u, v, s_u(v), \sigma_v(u))$. Now, let $J_u \subseteq J$ be the subset of tuples from J starting with vertex u . The relative order of the tuples from J_u (in J), is the same from the corresponding tuples in S with the exception of ties among neighbors v of u with the same size $s_u(v)$. The order in which they appear in J is irrelevant, that is, it is easy to see that for a given $u \in V$ and a subset of neighbors $\{v_1, \dots, v_k\}$ of u such that $s_u(v_i) = s_u(v_j)$ for all $i, j \in [1, k]$ we have that $\sigma_{v_i}(u) = 1$. It remains to distribute them appropriately among the tuples in $\mathcal{M}[u]$. This is done in the second for loop (line 13).

The size complexity of \mathcal{M} is clearly $O(n)$. The extra space complexity needed to store the values of $M_{\text{pr}}[T^x]$ for all $x \in V$ is also $O(n)$. The call to Algorithm 3.1, the BFS traversal, and the application of Lemma 5.2 all require time complexity $O(n)$. \square

References

- [1] Lluís Alemany-Puig, Juan Luis Esteban, and Ramon Ferrer-i-Cancho. Minimum projective linearizations of trees in linear time. *Information Processing Letters*, 174:106204, 2022.
- [2] Thomas H. Cormen, Charles E. Leiserson, Ronald L. Rivest, and Clifford Stein. *Introduction to Algorithms*. The MIT Press, Cambridge, MA, USA, 2nd edition, 2001.
- [3] Robert A. Hochberg and Matthias F. Stallmann. Optimal one-page tree embeddings in linear time. *Information Processing Letters*, 87(2):59–66, 2003.

Algorithm 3.1: Projective MaxLA.

```
1 Function ARRANGEMAXIMUMPROJECTIVE( $T^r$ ) is
   Input:  $T^r$  rooted tree at  $r$ .
   Output: A maximum projective arrangement  $\pi$ .
2    $\mathcal{L}^r \leftarrow \text{SORTED\_ADJACENCY\_LIST\_RT}(T^r)$  // [1, Algorithm 4.2]
3    $\pi \leftarrow \{0\}^n$  // empty arrangement
4   ARRANGE_REC( $\mathcal{L}^r, r, \text{right}, 1, n, \pi$ ) // The starting side is arbitrary.
5   return  $\pi$ 
6 Function ARRANGE_REC( $\mathcal{L}^r, u, \tau, a, b, \pi$ ) is
   Input:  $\mathcal{L}^r$  as described in Section 2;  $u$  the root of the subtree to be arranged;  $\tau$  the side (relative position of
       $u$  with respect to its parent);  $[a, b]$  interval of positions of  $\pi$  where to embed  $T_u^r$ ;  $\pi$  a
      partially-constructed arrangement.
   Output:  $\pi$  updated with the optimal projective arrangement for  $T_u^r$  in  $[a, b]$ .
7    $C_u \leftarrow \mathcal{L}^r[u]$  // the children of  $u$  sorted non-increasingly by size
8    $S \leftarrow 0$  // Cumulative size of the subtrees
9   if  $\tau = \text{left}$  then  $\tau_{\text{next}} \leftarrow \text{right}$ 
10  else  $\tau_{\text{next}} \leftarrow \text{left}$ 
11  for  $i$  from 1 to  $|C_u|$  do
12     $v, n_v \leftarrow C_u[i]$  // the  $i$ -th child of  $u$ , and its size  $n_v = s_r(v)$ 
13    if  $\tau$  is left then  $a_{\text{next}} \leftarrow a + S + 1$ ;  $b_{\text{next}} \leftarrow a_{\text{next}} + n_v - 1$ 
14    else  $b_{\text{next}} \leftarrow b - S - 1$ ;  $a_{\text{next}} \leftarrow b_{\text{next}} - n_v + 1$ 
15    ARRANGE_REC( $\mathcal{L}^r, v, \tau_{\text{next}}, a_{\text{next}}, b_{\text{next}}, \pi$ )
16     $S \leftarrow S + n_v$ 
17  if  $\tau = \text{left}$  then  $\pi(u) \leftarrow a$ 
18  else  $\pi(u) \leftarrow b$ 
```

Algorithm 4.1: Planar MaxLA.

```
Input:  $T$  free tree.
Output: A maximum planar arrangement  $\pi$ .
1 Function COMPUTEMAXIMUMPLANARD( $T$ ) is
2    $s \leftarrow \text{COMPUTE\_OPTIMAL\_ROOT}(T)$  // Algorithm 4.2.
3   return ARRANGEMAXIMUMPROJECTIVE( $T^s$ ) // Algorithm 3.1.
```

Algorithm 4.2: Finding an optimal root.

```
Input:  $T$  free tree.
Output: A vertex  $r$  that maximizes  $M_{\text{pl}}[T^r]$ .
1 Function COMPUTEOPTIMALROOT( $T$ ) is
2    $\mathcal{M} \leftarrow \text{COMPUTE\_}\mathcal{M}(T)$  // Algorithm 4.3
3    $w \leftarrow$  choose an arbitrary vertex
4    $Q \leftarrow \{w\}$  // the queue of the breadth-first search
5    $\text{vis} \leftarrow \{0\}^n$ ;  $\text{vis}[w] \leftarrow 1$  // vertices marked as not visited, except  $w$ 
6    $D \leftarrow \{0\}^n$  // an  $n$ -zero vector
7    $D[w] \leftarrow M_{\text{pr}}[T^w]$  // calculated using Algorithm 3.1
8   while  $|Q| > 0$  do
9      $u \leftarrow \text{front}(Q)$  // the next vertex in the queue
10     $Q = Q \setminus \{u\}$  // remove  $u$  from the queue
11    for  $X \in \mathcal{M}[u]$  do
12      if  $\text{vis}[X.v] \neq 1$  and  $d(X.v) > 1$  then
13        // excluding leaves because they do not belong to  $V_1(T)$ 
14         $D[X.v] \leftarrow M_{\text{pr}}[T^{X.v}]$  // Lemma 5.2. Use  $\mathcal{M}[X.v][X.\sigma_v(u)].\varepsilon_v(u)$  and  $D[u]$ 
15         $\text{vis}[X.v] \leftarrow 1$  // Mark vertex  $X.v$  as visited
16         $Q \leftarrow Q \cup \{X.v\}$  // Append  $X.v$  to the queue
17   $s \leftarrow \arg \max_{u \in V} \{D[u]\}$  //  $D[u]$  contains  $M_{\text{pr}}[T^u]$  for all  $u \in V$ 
18  return  $s$ 
```

Algorithm 4.3: Calculation of \mathcal{M} .

Input: T free tree.

Output: \mathcal{M} , where $\mathcal{M}[u]$ contains $d(u)$ -many tuples of the form $(v, s_u(v), \sigma_u(v), \sigma_v(u), \varepsilon_u(v))$.

```
1 Function COMPUTE_ $\mathcal{M}(T)$  is
2    $S \leftarrow \text{COMPUTE\_S\_FT}(T)$  // [1, Algorithm 2.1], Proposition 2.1
3   Sort the tuples  $(u, v, s_u(v))$  in  $S$  non-increasingly by  $s_u(v)$  using counting sort [2]
4    $J \leftarrow \emptyset$  //  $J$  is used to compute the indices  $\sigma_v(u)$  in every entry of  $\mathcal{M}[u]$ 
5    $\mathcal{M} \leftarrow \{\emptyset\}^n$  // Firstly, fill  $\mathcal{M}$  partially
6   for  $(u, v, s_u(v)) \in S$  do
7      $k_u \leftarrow |\mathcal{M}[u]|$  // The current size of  $\mathcal{M}[u]$ 
8      $g_u \leftarrow \mathcal{M}[u][k_u - 1].\varepsilon_u(v)$  // The value  $\varepsilon_u(v)$  in the last tuple of  $\mathcal{M}[u]$ 
      // By construction,  $k_u = \sigma_u(v)$ 
9      $\mathcal{M}[u] \leftarrow \mathcal{M}[u] \cup (v, s_u(v), k_u, 0, s_u(v) + g_u)$  // Append at end in  $O(1)$ .
      // Recall that  $s_v(u) = n - s_u(v)$ 
10     $J \leftarrow J \cup (v, u, n - s_u(v), k_u)$  // Append at end in  $O(1)$ .
11  Sort the tuples  $(u, v, s_u(v), i)$  in  $J$  (where  $i = \sigma_v(u)$ ) non-increasingly by  $s_u(v)$  with counting sort [2]
  // Fill the missing indices  $\sigma_v(u)$  in the tuples of  $\mathcal{M}[u]$  using  $J$ 
12   $I \leftarrow \{1\}^n$ 
13  for  $(u, v, s_u(v), i) \in J$  do
14     $\mathcal{M}[u][I[u]].\sigma_v(u) \leftarrow i$ 
15     $I[u] \leftarrow I[u] + 1$ 
16  return  $\mathcal{M}$ 
```
