

# GraphMLP: A Graph MLP-Like Architecture for 3D Human Pose Estimation

Wenhao Li<sup>1</sup>, Hong Liu<sup>1,\*</sup>, Tianyu Guo<sup>1</sup>, Hao Tang<sup>2</sup>, Runwei Ding<sup>1</sup>

<sup>1</sup>Key Laboratory of Machine Perception, Shenzhen Graduate School, Peking University

<sup>2</sup>Computer Vision Lab, ETH Zurich

{wenhaoli,hongliu,dingrunwei}@pku.edu.cn, levigty@stu.pku.edu.cn  
hao.tang@vision.ee.ethz.ch

**Abstract.** Modern multi-layer perceptron (MLP) models have shown competitive results in learning visual representations without self-attention. However, existing MLP models are not good at capturing local details and lack prior knowledge of human configurations, which limits their modeling power for skeletal representation learning. To address these issues, we propose a simple yet effective graph-reinforced MLP-Like architecture, named GraphMLP, that combines MLPs and graph convolutional networks (GCNs) in a *global-local-graphical* unified architecture for 3D human pose estimation. GraphMLP incorporates the graph structure of human bodies into an MLP model to meet the domain-specific demand while also allowing for both local and global spatial interactions. Extensive experiments show that the proposed GraphMLP achieves state-of-the-art performance on two datasets, *i.e.*, Human3.6M and MPI-INF-3DHP. Our source code and pretrained models will be publicly available.

**Keywords:** 3D Human Pose Estimation, Multi-Layer Perceptron, Graph Convolutional Network

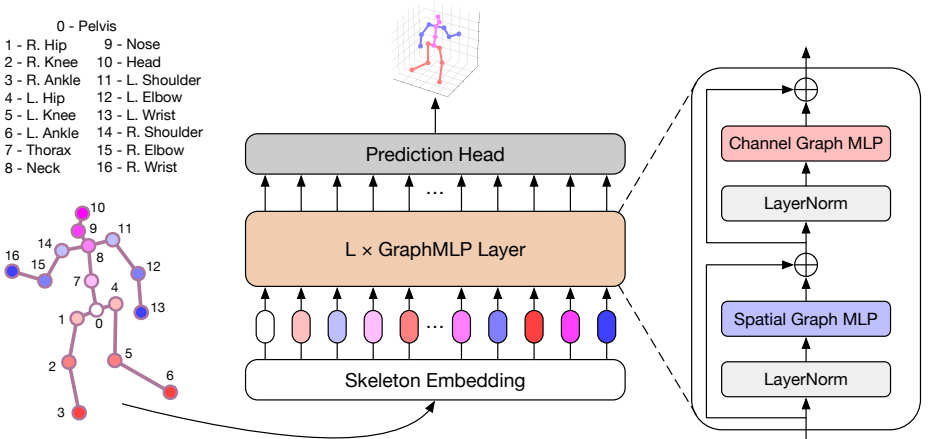
## 1 Introduction

Estimating 3D human poses from a single image is important in numerous applications, such as action recognition, motion capture, and augmented/virtual reality. Most existing works solve this task by using a 2D-to-3D pose lifting method, which takes graph-structured 2D joint coordinates detected by a 2D keypoint detector as input [15, 27, 31]. This is an ambiguous problem because multiple valid 3D poses may correspond to the same 2D projection in the image space. But it is practically solvable since 3D poses often lie on a low-dimensional manifold, which is able to provide important structural priors to reduce the depth ambiguity [7, 36].

Early works attempt to employ fully-connected networks (FCN) [27] to lift the 2D joints into 3D space. However, the dense connection of FCN often results in overfitting and poor performance [43]. To address this problem, recent

---

\* Corresponding Author.

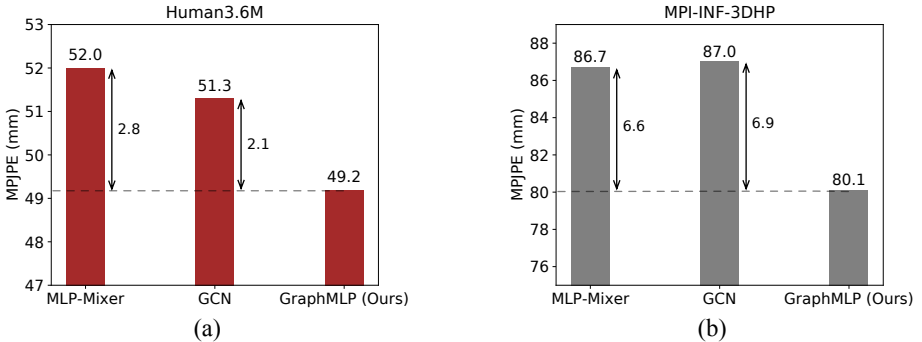


**Fig. 1.** Overview of the proposed GraphMLP architecture. The left illustrates the skeletal structure of the human body. The 2D joint inputs are sparse and graph-structured data. GraphMLP treats each 2D keypoint as an input token, linearly embeds each of them through the skeleton embedding, feeds the embedded tokens to GraphMLP layers, and finally performs regression on resulting features to predict the 3D pose via the prediction head. Each GraphMLP layer contains one spatial graph MLP (SG-MLP) and one channel graph MLP (CG-MLP).

works consider that the human skeleton can be naturally modeled as a graph and utilize graph convolutional networks (GCNs) for this task [14, 37, 44]. Although GCN-based methods are effective at aggregating neighboring nodes for extracting local features, they suffer from limited receptive fields to obtain stronger representation power.

Recently, Transformers [35] with a global receptive field have shown promising advances on many computer vision tasks [9, 20, 26, 40]. Nevertheless, the strong performance of Transformers comes at a relatively high computational cost in the self-attention blocks. Considering this, recent progress on modern multi-layer perceptron (MLP) models, in particular MLP-Mixer [33], provides new network architectural designs in vision. The MLP model stacks only fully-connected layers without self-attention and consists of two types of blocks. The spatial MLP aggregates global information among tokens and the channel MLP focuses on extracting features for each token. By stacking these two MLP blocks, it can be simply built with less inductive bias and achieves impressive performance in learning visual representations. This motivates us to explore an MLP-Like architecture for skeleton-based representation learning.

However, there remain two critical challenges in adapting the MLP models from vision to skeleton: (i) Despite their successes in vision, existing MLPs are less effective in modeling graph-structured data due to their simple connections among all nodes. Different from RGB images represented by highly dense pixels, skeleton inputs are inherently sparse and graph-structured data (see Fig. 1



**Fig. 2.** Performance comparison with MLP-Mixer [33] and GCN [3] on Human3.6M (a) and MPI-INF-3DHP (b) datasets. The proposed GraphMLP absorbs the advantages of modern MLPs and GCNs to effectively learn skeletal representations, consistently outperforming each of them. The evaluation metric is MPJPE (the lower the better).

(left)). Without incorporating the prior knowledge of human configurations, the model is prone to learning spurious dependencies, which can lead to physically implausible poses. (ii) Such models are able to capture global interactions via their spatial MLPs but may not be good at capturing fine-grained local details. Yet, local information is crucial for 3D human pose estimation [20, 25, 39], since a body joint is highly related to adjacent joints, *e.g.*, the position of a missing joint can be approximately predicted from neighboring joints according to the semantics of human actions and structures of human bodies.

To overcome both limitations, we present GraphMLP, a graph-reinforced MLP-Like architecture for 3D human pose estimation, as depicted in Fig. 1. Our GraphMLP is conceptually simple yet effective: it builds a strong collaboration between modern MLPs and GCNs to construct a *global-local-graphical* unified architecture for learning better skeletal representations. Specifically, the GraphMLP mainly contains a stack of novel GraphMLP layers. Each layer consists of two Graph-MLP blocks where the spatial graph MLP (SG-MLP) and the channel graph MLP (CG-MLP) blocks are built by injecting GCNs into the spatial MLP and channel MLP respectively. By combining MLPs and GCNs in a unified architecture, our GraphMLP is able to obtain the prior knowledge of human configurations encoded by the graph’s connectivity and capture both local and global spatial interactions among body joints, hence yielding better performance.

The proposed GraphMLP is evaluated on two challenging datasets, Human3.6M [16] and MPI-INF-3DHP [28]. Extensive experiments show the effectiveness and generalization ability of our approach, which advances the state-of-the-art performance for estimating 3D human poses. Its performance surpasses the previous best result [48] by 1.4 *mm* in mean per joint position error (MPJPE) on the Human3.6M dataset. Furthermore, as shown in Fig. 2, it brings clear 6.6

$mm$  and  $6.9 mm$  improvements in MPJPE for the MLP model [33] and the GCN model [3] on the MPI-INF-3DHP dataset, respectively.

Overall, our main contributions are summarized as follows:

- We present, to the best of our knowledge, the first MLP-Like architecture called GraphMLP for 3D human pose estimation. It combines the advantages of modern MLPs and GCNs, including globality, locality, and connectivity.
- The novel SG-MLP and CG-MLP blocks are proposed to encode the graph structure of human bodies within MLPs to obtain the domain-specific knowledge while enabling the model to capture both local and global interactions.
- Extensive experiments demonstrate the effectiveness and generalization ability of the proposed GraphMLP, and show new state-of-the-art results on two challenging datasets, *i.e.*, Human3.6M [16] and MPI-INF-3DHP [28].

## 2 Related Work

**3D Human Pose Estimation.** There are mainly two categories to estimate 3D human poses. The first category of methods directly regresses 3D human joints from a single RGB image [19, 30, 46]. The second category is the 2D-to-3D pose lifting method [18, 27, 31], which employs an off-the-shelf 2D pose detection as the front end and designs a 2D-to-3D lifting network using detected 2D poses as input. This lifting method can achieve state-of-the-art performance and has become the mainstream method due to its efficiency and effectiveness. For example, FCN [27] shows that 3D poses can be regressed simply and effectively from 2D keypoints with fully-connected networks. TCN [31] extends the FCN to video by utilizing temporal convolutional networks to exploit temporal information from 2D pose sequences.

Since the physical skeleton topology can form a graph structure, recent progress has focused on employing graph convolutional networks (GCNs) to address the 2D-to-3D lifting problem. LCN [7] introduces a locally connected network to improve the representation capability of GCN. SemGCN [44] allows the model to learn the semantic relationships among the human joints. MGCN [48] improves SemGCN by introducing a weight modulation and an affinity modulation.

**Transformers and MLPs in Vision.** Recently, Transformer-based methods achieve excellent results on various computer vision tasks, such as image classification [9, 26, 38], object detection [4, 8, 47], and pose estimation [20, 21, 23, 45]. The seminal work of ViT [9] divides an image into  $16 \times 16$  patches and uses a pure Transformer encoder to extract visual features. Li *et al.* [20] incorporates strided convolutions into Transformers to aggregate information from local contexts for video-based 3D human pose estimation. Mesh Graphormer [23] combines Transformers and GCNs to model local and global dependencies for human mesh reconstruction. Unlike [23], we mainly investigate how to combine more efficient architectures (*i.e.*, modern MLPs) and GCNs to construct a stronger architecture for 3D human pose estimation.

Modern MLP models are proposed to reduce the inductive bias and computational cost by replacing the complex self-attentions of Transformers with spatial-wise linear layers [22, 24, 32]. MLP-Mixer [33] firstly proposes an MLP-Like model, which is a simple network architecture containing only pure MLP layers. Compared with FCN [27] (*i.e.*, conventional MLPs), this architecture introduces some modern designs, *e.g.*, layer normalization (LN) [2], GELU [13], mixing spatial information. Moreover, ResMLP [34] proposes a purely MLP architecture with the Affine transformation. CycleMLP [5] proposes a cycle fully-connected layer to aggregate spatial context information and deal with variable input image scales. However, these modern MLP models have not yet been applied to 3D human pose estimation.

Inspired by their successes in vision, we make the first attempt to explore how MLP-Like architectures can be used for 3D human pose estimation in skeleton data. The difference between our approach and the existing MLPs is that we introduce the inductive bias of the physical skeleton topology by combining MLP models with GCNs, providing more physically plausible and accurate estimations.

### 3 The Proposed GraphMLP

Fig. 1 illustrates the overall architecture of the proposed GraphMLP. Our approach takes 2D joint locations  $P \in \mathbb{R}^{N \times 2}$  estimated by an off-the-shelf 2D pose detector as input and outputs predicted 3D poses  $\tilde{X} \in \mathbb{R}^{N \times 3}$ , where  $N$  is the number of joints. The proposed GraphMLP architecture consists of a skeleton embedding module, a stack of  $L$  identical GraphMLP layers, and a prediction head module. The core operation of GraphMLP architecture is the GraphMLP layer, each of which has two parts: a spatial graph MLP (SG-MLP) block and a channel graph MLP (CG-MLP) block. Our GraphMLP has a similar architecture to the original MLP-Mixer [33], but we incorporate graph convolutional networks (GCNs) into the model to meet the domain-specific demand and learn the local and global interactions of human body joints.

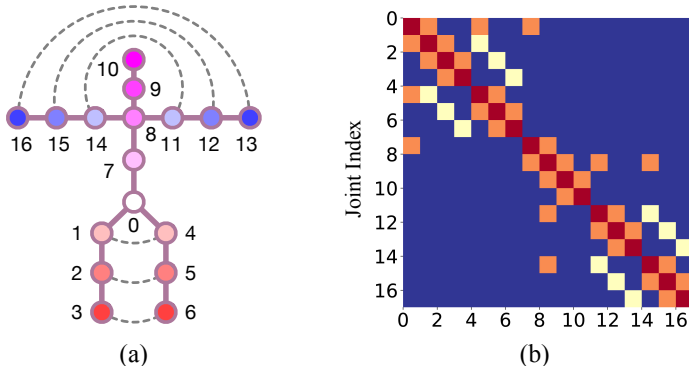
#### 3.1 Preliminary

In this subsection, we briefly introduce the preliminaries in GCNs and modern MLPs.

**Graph Convolutional Networks.** Let  $G = (V, A)$  denotes a graph where  $V$  is a set of  $N$  nodes and  $A \in \{0, 1\}^{N \times N}$  is the adjacency matrix encoding the edges between the nodes. Given a  $(\ell - 1)^{th}$  layer feature  $X_{\ell-1} \in \mathbb{R}^{N \times C}$  with  $C$  dimensions, a generic GCN [17] layer, which is used to aggregate features from neighboring nodes, can be formulated as:

$$X_{\ell} = \tilde{D}^{-\frac{1}{2}} \tilde{A} \tilde{D}^{-\frac{1}{2}} X_{\ell-1} W, \quad (1)$$

where  $W \in \mathbb{R}^{C \times C'}$  is the learnable weight matrix and  $\tilde{A} = A + I$  is the adjacency matrix with added self-connections.  $I$  is the identity matrix,  $\tilde{D}$  is a diagonal matrix, and  $\tilde{D}^{ii} = \sum_j \tilde{A}^{ij}$ .



**Fig. 3.** (a) The human skeleton graph in physical and symmetrical connections. (b) The adjacency matrix used in the GCN blocks of GraphMLP. Different colors denote the different types of bone connections.

The design principle of the GCN block is similar to [3], but we adopt a simplified single-frame version that contains only one graph layer. For the GCN blocks of our GraphMLP, the nodes in the graph denote the joint locations of the human body in Fig. 3 (a), and the adjacency matrix represents the bone connections between every two joints for node information passing in Fig. 3 (b), *e.g.*, the rectangle of 1st row and 2nd column denotes the connection between joint 0 and joint 1. In addition, the different types of bone connections use different kernel weights following [3].

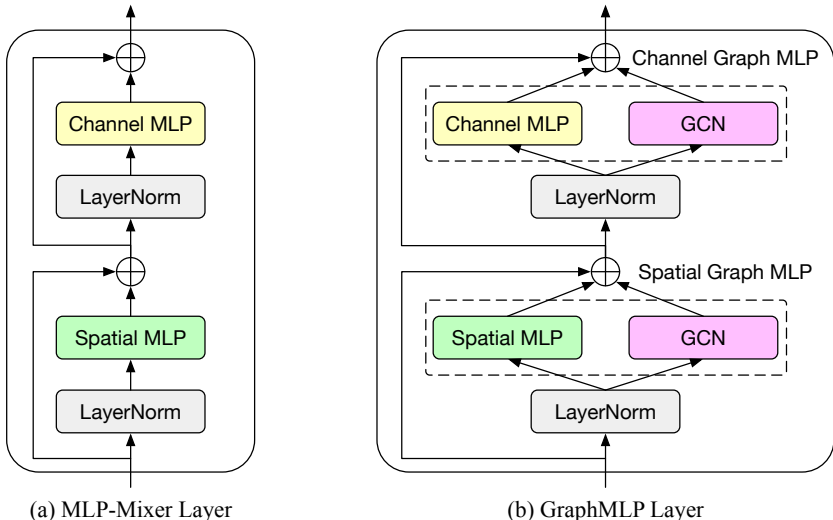
**Modern MLPs.** MLP-Mixer is the first modern MLP model proposed in [33]. It is a simple and attention-free architecture that mainly consists of a spatial MLP and a channel MLP, as illustrated in Fig. 4 (a). The spatial MLP aims to transpose the spatial axis and channel axis of tokens to mix spatial information. Then the channel MLP processes tokens in the channel dimension to mix channel information. Let  $X_{\ell-1} \in \mathbb{R}^{N \times C}$  be an input feature, an MLP-Mixer layer can be calculated as:

$$X'_\ell = X_{\ell-1} + \text{Spatial-MLP}(\text{LN}(X_{\ell-1}^\top))^\top, \quad (2)$$

$$X_\ell = X'_\ell + \text{Channel-MLP}(\text{LN}(X'_\ell)), \quad (3)$$

where  $\text{LN}(\cdot)$  is layer normalization (LN) [2] and  $\top$  is the matrix transposition. Both spatial and channel MLPs contain two linear layers and a GELU [13] non-linearity in between.

We adopt this MLP model as our baseline, which is similar to [33], but we transpose the tokens before LN in the spatial MLP (*i.e.*, normalize tokens along the spatial dimension). However, such a simple MLP model neglects to extract fine-grained local details and lacks prior knowledge about the human configurations, which are perhaps the bottlenecks restricting the representation ability of MLP-Like architectures for learning skeletal representations.



**Fig. 4.** Comparison of MLP Layers. **(a)** MLP-Mixer Layer [33]. **(b)** Our GraphMLP Layer. Compared with MLP-Mixer, our GraphMLP incorporates graph structural priors into the MLP model via GCN blocks. The MLPs and GCNs are in a paralleled design to model both local and global interactions.

### 3.2 Network Architecture

In this work, we present a novel GraphMLP built upon the MLP-Mixer described in [33] to overcome the aforementioned limitations of existing MLP models. Below we elaborate on each module used in GraphMLP and provide its detailed implementations.

**Skeleton Embedding.** Raw input data are mapped to latent space via the skeleton embedding module. Given the input 2D pose  $P \in \mathbb{R}^{N \times 2}$ , we treat each joint as an input token. These tokens are projected to the high-dimension token feature  $X_0 \in \mathbb{R}^{N \times C}$  by a linear embedding layer, where  $C$  is the hidden size.

**GraphMLP Layer.** The existing MLP simply connects all nodes but does not take advantage of graph structures, making it less effective in handling graph-structured data. To tackle this issue, we introduce the GraphMLP layer that unifies globality, locality, and connectivity in a single layer. Compared with the original MLP-Mixer in Fig. 4 (a), the main difference of our GraphMLP layer (Fig. 4 (b)) is that we utilize GCNs for local feature communication. This modification retains the domain-specific knowledge of human body configurations, which induces an inductive bias enabling the GraphMLP to perform very well in skeletal representation learning.

Specifically, our GraphMLP layer is composed of an SG-MLP and a CG-MLP. The SG-MLP and CG-MLP are built by injecting GCNs into the spatial MLP and channel MLP (mentioned in Sec. 3.1), respectively. To be more specific, the SG-MLP contains a spatial MLP block and a GCN block. These blocks process token features in parallel, where the spatial MLP extracts features among tokens

with a global receptive field and the GCN block focuses on aggregating local information between neighboring joints. The CG-MLP has a similar architecture to SG-MLP but replaces the spatial MLP with the channel MLP and has no matrix transposition. Based on the above description, the MLP layers in Eq. (2) and Eq. (3) are modified to process tokens as:

$$X'_\ell = X_{\ell-1} + \text{Spatial-MLP}(\text{LN}(X_{\ell-1}^\top))^\top + \text{GCN}(\text{LN}(X_{\ell-1}^\top)^\top), \quad (4)$$

$$X_\ell = X'_\ell + \text{Channel-MLP}(\text{LN}(X'_\ell)) + \text{GCN}(\text{LN}(X'_\ell)), \quad (5)$$

where  $\text{GCN}(\cdot)$  denotes the GCN block,  $\ell \in [1, \dots, L]$  is the index of GraphMLP layers. Here  $X'_\ell$  and  $X_\ell$  are the output features of the SG-MLP and the CG-MLP for block  $\ell$ , respectively.

**Prediction Head.** Different from [9, 33] that use a classifier head to do classification, our prediction head performs regression with a linear layer. It is applied on the extracted features  $X_L \in \mathbb{R}^{N \times C}$  of the last GraphMLP layer to predict the final 3D pose  $\tilde{X} \in \mathbb{R}^{N \times 3}$ .

**Loss Function.** To train our GraphMLP, we apply an  $L_2$ -norm loss to calculate the difference between prediction and ground truth. The entire model is trained in an end-to-end manner, and the  $L_2$ -norm loss is defined as follows:

$$\mathcal{L} = \sum_{n=1}^N \left\| J_n - \tilde{X}_n \right\|_2, \quad (6)$$

where  $\tilde{X}_n$  and  $J_n$  are the predicted and ground truth 3D coordinates of joint  $n$ , respectively.

### 3.3 Implementation Details

In our implementation, the proposed GraphMLP is stacked by  $L=3$  GraphMLP layers with hidden size  $C=512$ , the MLP dimension of CG-MLP, *i.e.*,  $D_C=1024$ , and the MLP dimension of SG-MLP, *i.e.*,  $D_S=256$ . The whole framework is trained in an end-to-end fashion from scratch on a single NVIDIA RTX 2080 Ti GPU. The learning rate starts from 0.001 with a decay factor of 0.95 applied each epoch and 0.5 per 5 epochs. We follow the generic data augmentation (horizontal flip augmentation) in [3, 31, 48]. Following [39, 43, 48], we use 2D joints detected by cascaded pyramid network (CPN) [6] for Human3.6M and 2D joints provided by the dataset for MPI-INF-3DHP.

## 4 Experiments

In this section, we first introduce experimental settings for evaluation. Then, we compare the proposed GraphMLP with state-of-the-art methods. We also conduct detailed ablation studies on the importance of designs in our proposed approach. Finally, we provide qualitative results.



**Table 1.** Quantitative comparison on Human3.6M under Protocol #1 and Protocol #2. Detected 2D keypoints are used as input. § - adopts the same refinement module as [3, 48].

Protocol #1	Dir.	Disc	Eat	Greet	Phone	Photo	Pose	Purch.	Sit	SitD.	Smoke	Wait	WalkD.	Walk	WalkT.	Avg.
Martinez <i>et al.</i> [27]	51.8	56.2	58.1	59.0	69.5	78.4	55.2	58.1	74.0	94.6	62.3	59.1	65.1	49.5	52.4	62.9
Zhao <i>et al.</i> [44]	48.2	60.8	51.8	64.0	64.6	<b>53.6</b>	51.1	67.4	88.7	<b>57.7</b>	73.2	65.6	48.9	64.8	51.9	60.8
Fang <i>et al.</i> [10]	50.1	54.3	57.0	57.1	66.6	73.3	53.4	55.7	72.8	88.6	60.3	57.7	62.7	47.5	50.6	60.4
Yang <i>et al.</i> [41]	51.5	58.9	50.4	57.0	62.1	65.4	49.8	52.7	69.2	85.2	57.4	58.4	<b>43.6</b>	60.1	47.7	58.6
Ci <i>et al.</i> [7]	46.8	52.3	<b>44.7</b>	50.4	52.9	68.9	49.6	46.4	60.2	78.9	51.2	50.0	54.8	40.4	43.3	52.7
Liu <i>et al.</i> [25]	46.3	52.2	47.3	50.7	55.5	67.1	49.2	46.0	60.4	71.1	51.5	50.1	54.5	40.3	43.7	52.4
Xu <i>et al.</i> [39]	45.2	49.9	47.5	50.9	54.9	66.1	48.5	46.3	59.7	71.5	51.4	48.6	53.9	39.9	44.1	51.9
Pavlo <i>et al.</i> [31]	47.1	50.6	49.0	51.8	53.6	61.4	49.4	47.4	59.3	67.4	52.4	49.5	55.3	39.5	42.7	51.8
Cai <i>et al.</i> [3]§	46.5	48.8	47.6	50.9	52.9	61.3	48.3	45.8	59.2	64.4	51.2	48.4	53.5	39.2	41.2	50.6
Zeng <i>et al.</i> [42]	44.5	<b>48.2</b>	47.1	47.8	51.2	56.8	50.1	45.6	59.9	66.4	52.1	<b>45.3</b>	54.2	39.1	40.3	49.9
Zou <i>et al.</i> [48]§	45.4	49.2	45.7	49.4	<b>50.4</b>	58.2	47.9	46.0	57.5	63.0	49.7	46.6	52.2	38.9	40.8	49.4
GraphMLP (Ours)	45.4	50.2	45.8	49.2	51.6	57.9	47.3	44.9	56.9	61.0	49.5	46.9	53.2	37.8	39.9	49.2
GraphMLP (Ours)§	<b>43.7</b>	49.3	45.5	<b>47.8</b>	50.5	56.0	<b>46.3</b>	<b>44.1</b>	<b>55.9</b>	59.0	<b>48.4</b>	45.7	51.2	<b>37.1</b>	<b>39.1</b>	<b>48.0</b>
Protocol #2	Dir.	Disc	Eat	Greet	Phone	Photo	Pose	Purch.	Sit	SitD.	Smoke	Wait	WalkD.	Walk	WalkT.	Avg.
Martinez <i>et al.</i> [27]	39.5	43.2	46.4	47.0	51.0	56.0	41.4	40.6	56.5	69.4	49.2	45.0	49.5	38.0	43.1	47.7
Fang <i>et al.</i> [10]	38.2	41.7	43.7	44.9	48.5	55.3	40.2	38.2	54.5	64.4	47.2	44.3	47.3	36.7	41.7	45.7
Ci <i>et al.</i> [7]	36.9	41.6	38.0	41.0	41.9	51.1	38.2	37.6	49.1	62.1	43.1	39.9	43.5	32.2	37.0	42.2
Liu <i>et al.</i> [25]	35.9	40.0	38.0	41.5	42.5	51.4	37.8	36.0	46.8	56.6	41.8	38.3	42.7	31.7	36.2	41.2
Cai <i>et al.</i> [3]§	36.8	38.7	38.2	41.7	40.7	46.8	37.9	35.6	47.6	51.7	41.3	36.8	42.7	31.0	34.7	40.2
Pavlo <i>et al.</i> [31]	36.0	38.7	38.0	41.7	40.1	45.9	37.1	35.4	46.8	53.4	41.4	36.9	43.1	30.3	34.8	40.0
Zeng <i>et al.</i> [42]	35.8	39.2	36.6	<b>36.9</b>	<b>39.8</b>	45.1	38.4	36.9	47.7	54.4	<b>38.6</b>	36.3	<b>39.4</b>	30.3	35.4	39.4
Zou <i>et al.</i> [48]§	35.7	38.6	<b>36.3</b>	40.5	<b>39.2</b>	44.5	37.0	35.4	46.4	51.2	40.5	35.6	41.7	30.7	33.9	39.1
GraphMLP (Ours)	<b>35.0</b>	38.4	36.6	39.7	40.1	43.9	35.9	34.1	45.9	48.6	40.0	35.3	41.6	30.0	<b>33.3</b>	38.6
GraphMLP (Ours)§	35.1	<b>38.2</b>	36.5	39.8	39.8	<b>43.5</b>	<b>35.7</b>	<b>34.0</b>	<b>45.6</b>	<b>47.6</b>	39.8	<b>35.1</b>	41.1	<b>30.0</b>	33.4	<b>38.4</b>

## 4.1 Datasets and Evaluation Metrics

**Human3.6M.** Human3.6M [16] is the largest benchmark for 3D human pose estimation. It contains 3.6 million video frames captured by a motion capture system in an indoor environment, where 11 professional actors perform 15 actions such as greeting, phoning, and sitting. Following previous works [27, 39, 43], our model is trained on five subjects (S1, S5, S6, S7, S8) and tested on two subjects (S9, S11). We report our performance using two evaluation metrics. One is the mean per joint position error (MPJPE), referred to as Protocol #1, which calculates the mean Euclidean distance in millimeters between the predicted and the ground truth joint coordinates. The other is the PA-MPJPE which measures the MPJPE after Procrustes analysis (PA) [12] and is referred to as Protocol #2. **MPI-INF-3DHP.** MPI-INF-3DHP [28] is a large-scale 3D human pose dataset containing both indoor and outdoor scenes. Its test set consists of three different scenes: studio with green screen (GS), studio without green screen (noGS), and outdoor scene (Outdoor). Following previous works [7, 43, 48], we use Percentage of Correct Keypoint (PCK) with the threshold of 150 mm and Area Under Curve (AUC) for a range of PCK thresholds as evaluation metrics. To verify the generalization ability of our approach, we directly apply the model trained on Human3.6M to the test set of this dataset.

## 4.2 Comparison with State-of-the-Art Methods

**Results on Human3.6M.** Table 1 reports the performance comparison between our GraphMLP and previous state-of-the-art methods on Human3.6M. It can be seen that our approach reaches 49.2 mm in MPJPE and 38.6 mm in PA-MPJPE, which outperforms all previous methods. Note that some works [3, 48]

**Table 2.** Quantitative comparison on Human3.6M under Protocol #1. Ground truth 2D keypoints are used as input.

Protocol #1	Dir.	Disc	Eat	Greet	Phone	Photo	Pose	Purch.	Sit	SitD.	Smoke	Wait	WalkD.	Walk	WalkT.	Avg.
Martinez <i>et al.</i> [27]	37.7	44.4	40.3	42.1	48.2	54.9	44.4	42.1	54.6	58.0	45.1	46.4	47.6	36.4	40.4	45.5
Zhao <i>et al.</i> [44]	37.8	49.4	37.6	40.9	45.1	41.4	40.1	48.3	50.1	42.2	53.5	44.3	40.5	47.3	39.0	43.8
Gong <i>et al.</i> [11]	-	-	-	-	-	-	-	-	-	-	-	-	-	-	-	38.2
Cai <i>et al.</i> [3]	<b>33.4</b>	39.0	33.8	37.0	38.1	47.3	39.5	37.3	43.2	46.2	37.7	38.0	38.6	30.4	32.1	38.1
Liu <i>et al.</i> [25]	36.8	40.3	33.0	36.3	37.5	45.0	39.7	34.9	40.3	47.7	37.4	38.5	38.6	29.6	32.0	37.8
Zou <i>et al.</i> [48]	-	-	-	-	-	-	-	-	-	-	-	-	-	-	-	37.4
Zeng <i>et al.</i> [42]	35.9	<b>36.7</b>	29.3	34.5	36.0	42.8	37.7	31.7	40.1	44.3	35.8	37.2	36.2	33.7	34.0	36.4
Ci <i>et al.</i> [7]	36.3	38.8	29.7	37.8	<b>34.6</b>	42.5	39.8	32.5	<b>36.2</b>	39.5	<b>34.4</b>	38.4	38.2	31.3	34.2	36.3
Xu <i>et al.</i> [39]	35.8	38.1	31.0	35.3	35.8	43.2	<b>37.3</b>	<b>31.7</b>	38.4	45.5	35.4	<b>36.7</b>	36.8	<b>27.9</b>	30.7	35.8
GraphMLP (Ours)	33.7	38.1	<b>29.3</b>	<b>34.2</b>	34.8	<b>38.5</b>	39.0	32.0	37.7	<b>39.3</b>	34.8	37.6	<b>36.0</b>	29.6	<b>30.7</b>	<b>35.1</b>

**Table 3.** Performance comparison with the state-of-the-arts on MPI-INF-3DHP.

Method	GS $\uparrow$	noGS $\uparrow$	Outdoor $\uparrow$	All PCK $\uparrow$	All AUC $\uparrow$
Martinez <i>et al.</i> [27]	49.8	42.5	31.2	42.5	17.0
Mehta <i>et al.</i> [28]	70.8	62.3	58.5	64.7	31.7
Ci <i>et al.</i> [7]	74.8	70.8	77.3	74.0	36.7
Zeng <i>et al.</i> [42]	-	-	80.3	77.6	43.8
Liu <i>et al.</i> [25]	77.6	80.5	80.1	79.3	47.6
Xu <i>et al.</i> [39]	81.5	81.7	75.2	80.1	45.8
Zeng <i>et al.</i> [43]	-	-	84.6	82.1	46.2
Zou <i>et al.</i> [48]	86.4	86.0	85.7	86.1	53.7
GraphMLP (Ours)	<b>87.3</b>	<b>87.1</b>	<b>86.3</b>	<b>87.0</b>	<b>54.3</b>

adopt a pose refinement module to further boost the performance. Compared with them, GraphMLP achieves lower MPJPE even though we do not use the refinement module. Moreover, with this module, it achieves 48.0 *mm* in MPJPE, surpassing MGCN [48] by a large margin of 1.4 *mm* error reduction (relative 3% improvement).

Due to the uncertainty of 2D detections, we also report results using ground truth 2D keypoints as input to explore the upper bound of the proposed approach. As shown in Table 2, our GraphMLP obtains substantially better performance when given precise 2D joint information and attains state-of-the-art performance, which indicates its effectiveness.

**Cross-Dataset Results on MPI-INF-3DHP.** Table 3 further compares our GraphMLP against previous state-of-the-art methods on cross-dataset scenarios. We only train our model on Human3.6M dataset and test it on MPI-INF-3DHP dataset. The results show that our approach obtains the best results in all scenes and all metrics, consistently surpassing other methods. This verifies the strong generalization ability of our approach on unseen scenarios.

### 4.3 Ablation Study

The large-scale ablation studies with 2D detected inputs on the Human3.6M dataset are conducted to investigate the effectiveness of our model (in MPJPE).

**Model Configurations.** We start our ablation studies by exploring the GraphMLP on different hyper-parameters. The results are shown in Table 4. It can be observed that using the expand ratio of 2 ( $C=512$ ,  $D_C=2C=1024$ ) works better than the ratio value of 4 which is common in vision Transformers and

**Table 4.** Ablation study on various configurations of our approach.  $L$  is the number of GraphMLP layers,  $C$  is the hidden size,  $D_C$  is the MLP dimension of CG-MLP, and  $D_S$  is the MLP dimension of SG-MLP.

$L$	$C$	$D_C$	$D_S$	Params (M)	MPJPE ( $mm$ ) ↓
3	512	1024	256	9.49	<b>49.2</b>
3	512	1024	128	9.47	49.7
3	512	2048	128	12.62	49.7
3	512	2048	256	12.64	49.6
2	512	1024	256	6.33	50.2
4	512	1024	256	12.65	50.0
5	512	1024	256	15.81	50.3
6	512	1024	256	18.97	50.4
3	128	256	64	0.60	50.2
3	256	512	128	2.38	50.1
3	384	768	192	5.35	49.7
3	768	1536	384	21.31	49.4

**Table 5.** Ablation study on different 2D detectors.

Method	2D Mean Error	MPJPE ( $mm$ ) ↓
SH [29]	9.03	56.9
Detectron [31]	7.77	54.5
CPN [27]	6.67	49.2
2D Ground Truth	0	<b>35.1</b>

MLPs. Increasing or reducing the number of GraphMLP layers  $L$  hurts performance while using  $L=3$  performs best. The hidden size  $C$  is important to determine the modeling ability. While increasing the  $C$  from 128 to 512 (keeping the same MLP ratios), the MPJPE decreases from 50.2  $mm$  to 49.2  $mm$ . Meanwhile, the number of parameters increases from 0.60M to 9.49M. The performance saturates when  $C$  surpasses 512. Therefore, the optimal hyper-parameters for our model are  $L=3$ ,  $C=512$ ,  $D_C=1024$ , and  $D_S=256$ , which are different from the original setting of MLP-Mixer [33]. The reason for this may be the gap between vision and skeleton data where the Human3.6M dataset is not diverse enough to train a large GraphMLP model.

**Input 2D Detectors.** A high-performance 2D detector is vital in achieving accurate 3D pose estimation. Table 5 reports the performance of our model with ground truth 2D joints, and detected 2D joints from Stack Hourglass (SH) [29], Detectron [31], and CPN [6]. We can observe that our approach is able to produce more accurate results with a better 2D detector and is effective on different 2D estimators.

**Network Architectures.** To clearly demonstrate the advantage of the proposed GraphMLP, we compare our approach with various baseline architectures. The ‘Graph-Mixer’ is constructed by replacing the linear layers in MLP-Mixer with GCN layers, and the ‘Transformer-GCN’ is built by replacing the spatial MLPs in GraphMLP with multi-head self-attention blocks and adding a position embedding module. To ensure a consistent and fair evaluation, the parameters of these architectures (*e.g.*, the number of layers, hidden size) keep the same. As shown in Table 6, our proposed approach consistently surpasses all other

**Table 6.** Ablation study on different network architectures.

Method	MPJPE ( <i>mm</i> ) ↓
FCN [27]	53.5
GCN [3]	51.3
Transformer [35]	52.7
MLP-Mixer [33]	52.0
Mesh Graphormer [23]	51.3
Graph-Mixer	50.4
Transformer-GCN	51.5
GraphMLP	<b>49.2</b>

**Table 7.** Ablation study on different design options of combining MLPs and GCNs. \* means using spatial GCN block in SG-MLP.

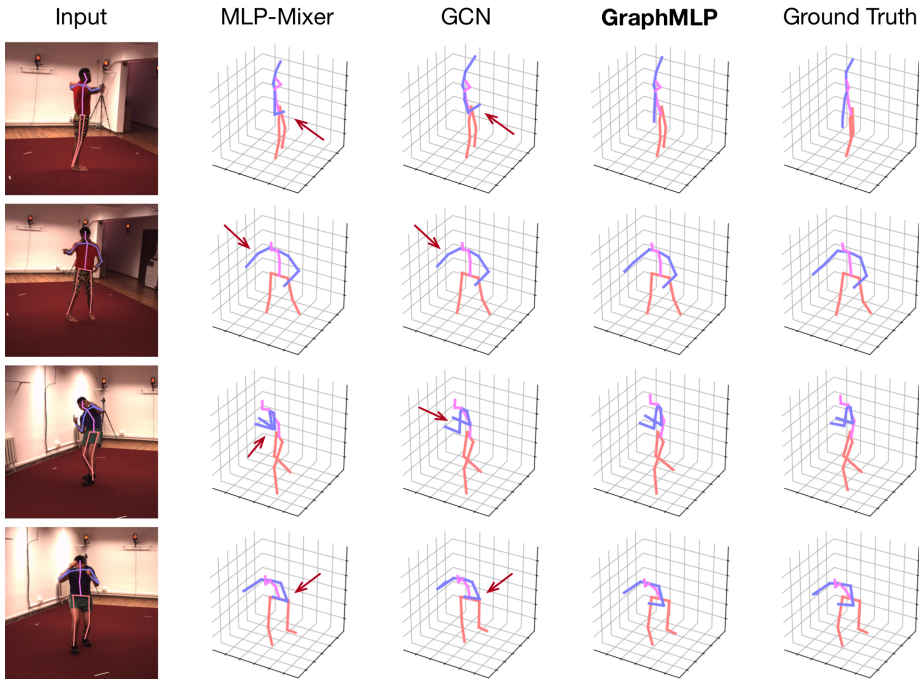
Method	MPJPE ( <i>mm</i> ) ↓
Baseline	52.0
GCN Before Spatial MLP	51.6
GCN After Spatial MLP	50.6
GCN After Channel MLP	50.9
GCN and MLP in Parallel*	50.2
GCN and MLP in Parallel	<b>49.2</b>

**Table 8.** Ablation study on different components in GraphMLP.

Method	SG-MLP	CG-MLP	MPJPE ( <i>mm</i> ) ↓
Baseline	<b>✗</b>	<b>✗</b>	52.0
GraphMLP (SG-MLP)	✓	<b>✗</b>	50.6
GraphMLP (CG-MLP)	<b>✗</b>	✓	50.5
GraphMLP	✓	✓	<b>49.2</b>

architectures. For example, our approach can improve the GCN-based model [3] from 51.3 *mm* to 49.2 *mm*, resulting in relative 4.1% improvement. It’s worth noting that the MLP-Like model (‘MLP-Mixer’, ‘GraphMLP’) outperforms the Transformer-based model (‘Transformer’, ‘Transformer-GCN’), and the reason may be that a small number of tokens (*e.g.*, 17 joints) are less effective for self-attention in learning long-range dependencies. Overall, these results confirm that the GraphMLP can serve as a new and strong baseline for 3D human pose estimation.

**Network Design Options.** Our approach allows the model to learn strong structural priors of human joints by injecting GCNs into the baseline model (*i.e.*, MLP-Mixer [33]). We also explore the different combinations of MLPs and GCNs to find an optimal architecture. As shown in Table 7, the location matters of GCN are studied by five different designs: (i) The GCN is placed before spatial MLP. (ii) The GCN is placed after spatial MLP. (iii) The GCN is placed after channel MLP. (iv) The GCN and MLP are in parallel but using a spatial GCN block (process tokens in spatial dimension) in SG-MLP. (v) The GCN and MLP are in parallel. The results show that all these designs can help the model produce more accurate 3D poses and using GCN and MLP in parallel achieves the best estimation accuracy.

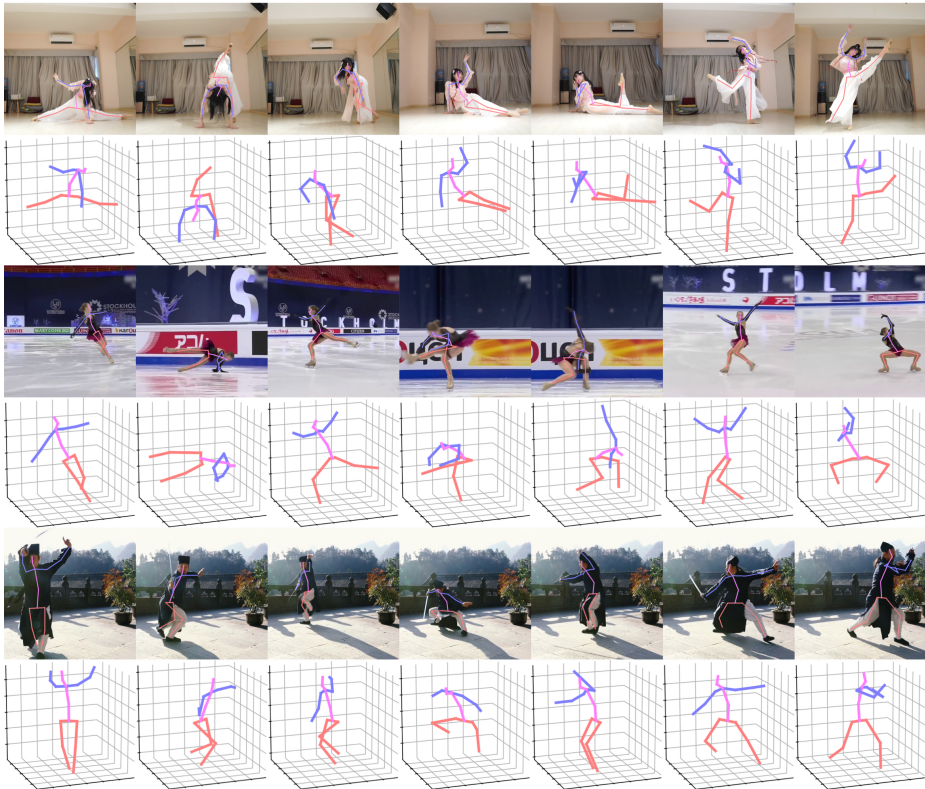


**Fig. 5.** Qualitative comparison with MLP-Mixer [33] and GCN [3] for reconstructing 3D human poses on Human3.6M dataset. Red arrows highlight wrong estimations.

**Model Components.** We also investigate the effectiveness of each component in our design. In Table 8, the first row corresponds to the baseline model (*i.e.*, MLP-Mixer [33]) that does not use any GCNs in the model. The MPJPE is  $52.0\text{ mm}$ . The rest of the rows show the results of replacing its spatial MLP with SG-MLP or channel MLP with CG-MLP by adding a GCN block into the baseline. It can be found that using our SG-MLP or CG-MLP can improve performance ( $50.6\text{ mm}$  and  $50.5\text{ mm}$  respectively). When enabling both SG-MLP and CG-MLP, GraphMLP improves the performance over the baseline by a clear margin of  $2.8\text{ mm}$  (relatively 5.4% improvement), indicating that the proposed components are mutually reinforced to produce more accurate 3D poses. These results validate the effectiveness of our motivation: combining modern MLPs and GCNs in a unified architecture for better 3D human pose estimation.

#### 4.4 Qualitative Results

Qualitative comparison with MLP-Mixer [33] and GCN [3] on Human3.6M dataset is shown in Fig. 5. In addition, we provide qualitative results on challenging in-the-wild images in Fig. 6. Note that these actions from in-the-wild images are rare or absent from the training set of Human3.6M. GraphMLP, benefiting from its globality, locality, and connectivity, performs better and is able to



**Fig. 6.** Visualization results of the proposed GraphMLP for reconstructing 3D human poses on challenging in-the-wild images.

predict accurate and plausible 3D poses. It indicates both the effectiveness and generalization ability of our approach.

## 5 Conclusion

In this paper, we propose a simple yet effective graph-reinforced MLP-Like architecture, termed GraphMLP, which represents the first use of modern MLP dedicated to 3D human pose estimation. Our GraphMLP inherits the advantages of both MLPs and GCNs, making it a *global-local-graphical* unified architecture without self-attention. Extensive experiments show that the proposed GraphMLP achieves state-of-the-art performance and can serve as a strong baseline for 3D human pose estimation. As the MLPs and GCNs in our GraphMLP are straightforward, we look forward to combining more powerful MLPs or GCNs to further improve the performance. In addition, we hope this work could inspire further study on exploring the potential of MLP-Like architecture in more skeleton-based tasks.

## References

1. Code for A Simple Yet Effective Baseline for 3D Human Pose Estimation. [https://github.com/weigq/3d\\_pose\\_baseline\\_pytorch/](https://github.com/weigq/3d_pose_baseline_pytorch/) 18
2. Ba, J.L., Kiros, J.R., Hinton, G.E.: Layer normalization. arXiv preprint arXiv:1607.06450 (2016) 5, 6
3. Cai, Y., Ge, L., Liu, J., Cai, J., Cham, T.J., Yuan, J., Thalmann, N.M.: Exploiting spatial-temporal relationships for 3D pose estimation via graph convolutional networks. In: Proceedings of the IEEE International Conference on Computer Vision (ICCV). pp. 2272–2281 (2019) 3, 4, 6, 8, 9, 10, 12, 13, 20, 24
4. Carion, N., Massa, F., Synnaeve, G., Usunier, N., Kirillov, A., Zagoruyko, S.: End-to-end object detection with transformers. In: Proceedings of the European Conference on Computer Vision (ECCV). pp. 213–229 (2020) 4
5. Chen, S., Xie, E., GE, C., Chen, R., Liang, D., Luo, P.: CycleMLP: A MLP-like architecture for dense prediction. In: International Conference on Learning Representations (ICLR) (2022) 5
6. Chen, Y., Wang, Z., Peng, Y., Zhang, Z., Yu, G., Sun, J.: Cascaded pyramid network for multi-person pose estimation. In: Proceedings of the IEEE Conference on Computer Vision and Pattern Recognition (CVPR). pp. 7103–7112 (2018) 8, 11
7. Ci, H., Wang, C., Ma, X., Wang, Y.: Optimizing network structure for 3D human pose estimation. In: Proceedings of the IEEE International Conference on Computer Vision (ICCV). pp. 2262–2271 (2019) 1, 4, 9, 10
8. Dai, Z., Cai, B., Lin, Y., Chen, J.: UP-DETR: Unsupervised pre-training for object detection with transformers. In: Proceedings of the IEEE Conference on Computer Vision and Pattern Recognition (CVPR). pp. 1601–1610 (2021) 4
9. Dosovitskiy, A., Beyer, L., Kolesnikov, A., Weissenborn, D., Zhai, X., Unterthiner, T., Dehghani, M., Minderer, M., Heigold, G., Gelly, S., Uszkoreit, J., Houshy, N.: An image is worth 16x16 words: Transformers for image recognition at scale. In: International Conference on Learning Representations (ICLR) (2021) 2, 4, 8, 18
10. Fang, H.S., Xu, Y., Wang, W., Liu, X., Zhu, S.C.: Learning pose grammar to encode human body configuration for 3D pose estimation. In: Proceedings of the AAAI Conference on Artificial Intelligence. vol. 32 (2018) 9
11. Gong, K., Zhang, J., Feng, J.: PoseAug: A differentiable pose augmentation framework for 3D human pose estimation. In: Proceedings of the IEEE Conference on Computer Vision and Pattern Recognition (CVPR). pp. 8575–8584 (2021) 10
12. Gower, J.C.: Generalized procrustes analysis. *Psychometrika* **40**(1), 33–51 (1975) 9
13. Hendrycks, D., Gimpel, K.: Gaussian error linear units (GELUs). arXiv preprint arXiv:1606.08415 (2016) 5, 6, 18
14. Hu, W., Zhang, C., Zhan, F., Zhang, L., Wong, T.T.: Conditional directed graph convolution for 3D human pose estimation. In: Proceedings of the 29th ACM International Conference on Multimedia (ACMMM). pp. 602–611 (2021) 2
15. Hua, G., Liu, H., Li, W., Zhang, Q., Ding, R., Xu, X.: Weakly-supervised 3D human pose estimation with cross-view U-shaped graph convolutional network. *IEEE Transactions on Multimedia* (2022) 1
16. Ionescu, C., Papava, D., Olaru, V., Sminchisescu, C.: Human3.6M: Large scale datasets and predictive methods for 3D human sensing in natural environments. *IEEE Transactions on Pattern Analysis and Machine Intelligence* **36**(7), 1325–1339 (2013) 3, 4, 9

17. Kipf, T.N., Welling, M.: Semi-supervised classification with graph convolutional networks. arXiv preprint arXiv:1609.02907 (2016) [5](#)
18. Li, C., Lee, G.H.: Generating multiple hypotheses for 3D human pose estimation with mixture density network. In: Proceedings of the IEEE Conference on Computer Vision and Pattern Recognition (CVPR). pp. 9887–9895 (2019) [4](#)
19. Li, S., Chan, A.B.: 3D human pose estimation from monocular images with deep convolutional neural network. In: Proceedings of the Asian Conference on Computer Vision (ACCV). pp. 332–347 (2014) [4](#)
20. Li, W., Liu, H., Ding, R., Liu, M., Wang, P., Yang, W.: Exploiting temporal contexts with strided transformer for 3D human pose estimation. IEEE Transactions on Multimedia (2022) [2](#), [3](#), [4](#)
21. Li, W., Liu, H., Tang, H., Wang, P., Van Gool, L.: MHFormer: Multi-hypothesis transformer for 3D human pose estimation. In: Proceedings of the IEEE Conference on Computer Vision and Pattern Recognition (CVPR). pp. 13147–13156 (2022) [4](#)
22. Lian, D., Yu, Z., Sun, X., Gao, S.: AS-MLP: An axial shifted MLP architecture for vision. In: International Conference on Learning Representations (ICLR) (2022) [5](#)
23. Lin, K., Wang, L., Liu, Z.: Mesh Graphormer. In: Proceedings of the IEEE International Conference on Computer Vision (ICCV). pp. 12939–12948 (2021) [4](#), [12](#), [19](#)
24. Liu, H., Dai, Z., So, D., Le, Q.: Pay attention to MLPs. Advances in Neural Information Processing Systems (NIPS) **34** (2021) [5](#)
25. Liu, K., Ding, R., Zou, Z., Wang, L., Tang, W.: A comprehensive study of weight sharing in graph networks for 3D human pose estimation. In: Proceedings of the European Conference on Computer Vision (ECCV). pp. 318–334 (2020) [3](#), [9](#), [10](#)
26. Liu, Z., Lin, Y., Cao, Y., Hu, H., Wei, Y., Zhang, Z., Lin, S., Guo, B.: Swin Transformer: Hierarchical vision transformer using shifted windows. In: Proceedings of the IEEE International Conference on Computer Vision (ICCV) (2021) [2](#), [4](#)
27. Martinez, J., Hossain, R., Romero, J., Little, J.J.: A simple yet effective baseline for 3D human pose estimation. In: Proceedings of the IEEE International Conference on Computer Vision (ICCV). pp. 2640–2649 (2017) [1](#), [4](#), [5](#), [9](#), [10](#), [11](#), [12](#), [18](#)
28. Mehta, D., Rhodin, H., Casas, D., Fua, P., Sotnychenko, O., Xu, W., Theobalt, C.: Monocular 3D human pose estimation in the wild using improved CNN supervision. In: Proceedings of the International Conference on 3D Vision (3DV). pp. 506–516 (2017) [3](#), [4](#), [9](#), [10](#)
29. Newell, A., Yang, K., Deng, J.: Stacked hourglass networks for human pose estimation. In: Proceedings of the European Conference on Computer Vision (ECCV). pp. 483–499 (2016) [11](#)
30. Pavlakos, G., Zhou, X., Derpanis, K.G., Daniilidis, K.: Coarse-to-fine volumetric prediction for single-image 3D human pose. In: Proceedings of the IEEE Conference on Computer Vision and Pattern Recognition (CVPR). pp. 7025–7034 (2017) [4](#)
31. Pavlo, D., Feichtenhofer, C., Grangier, D., Auli, M.: 3D human pose estimation in video with temporal convolutions and semi-supervised training. In: Proceedings of the IEEE Conference on Computer Vision and Pattern Recognition (CVPR). pp. 7753–7762 (2019) [1](#), [4](#), [8](#), [9](#), [11](#)
32. Ren, B., Tang, H., Sebe, N.: Cascaded cross MLP-Mixer gans for cross-view image translation. In: Proceedings of the British Machine Vision Conference (BMVC) (2021) [5](#)
33. Tolstikhin, I.O., Houlsby, N., Kolesnikov, A., Beyer, L., Zhai, X., Unterthiner, T., Yung, J., Steiner, A., Keysers, D., Uszkoreit, J., et al.: MLP-Mixer: An all-MLP architecture for vision. Advances in Neural Information Processing Systems (NIPS) **34** (2021) [2](#), [3](#), [4](#), [5](#), [6](#), [7](#), [8](#), [11](#), [12](#), [13](#), [18](#), [20](#), [24](#)



34. Touvron, H., Bojanowski, P., Caron, M., Cord, M., El-Nouby, A., Grave, E., Izacard, G., Joulin, A., Synnaeve, G., Verbeek, J., et al.: ResMLP: Feedforward networks for image classification with data-efficient training. arXiv preprint arXiv:2105.03404 (2021) [5](#)
35. Vaswani, A., Shazeer, N., Parmar, N., Uszkoreit, J., Jones, L., Gomez, A.N., Kaiser, L., Polosukhin, I.: Attention is all you need. In: Advances in Neural Information Processing Systems (NIPS). pp. 5998–6008 (2017) [2](#), [12](#)
36. Wang, C., Wang, Y., Lin, Z., Yuille, A.L., Gao, W.: Robust estimation of 3D human poses from a single image. In: Proceedings of the IEEE Conference on Computer Vision and Pattern Recognition (CVPR). pp. 2361–2368 (2014) [1](#)
37. Wang, J., Yan, S., Xiong, Y., Lin, D.: Motion guided 3D pose estimation from videos. In: Proceedings of the European Conference on Computer Vision (ECCV). pp. 764–780 (2020) [2](#)
38. Wang, W., Xie, E., Li, X., Fan, D.P., Song, K., Liang, D., Lu, T., Luo, P., Shao, L.: Pyramid vision transformer: A versatile backbone for dense prediction without convolutions. In: Proceedings of the IEEE International Conference on Computer Vision (ICCV). pp. 568–578 (2021) [4](#)
39. Xu, T., Takano, W.: Graph stacked hourglass networks for 3D human pose estimation. In: Proceedings of the IEEE Conference on Computer Vision and Pattern Recognition (CVPR). pp. 16105–16114 (2021) [3](#), [8](#), [9](#), [10](#)
40. Yang, G., Tang, H., Ding, M., Sebe, N., Ricci, E.: Transformer-based attention networks for continuous pixel-wise prediction. In: Proceedings of the IEEE International Conference on Computer Vision (ICCV). pp. 16269–16279 (2021) [2](#)
41. Yang, W., Ouyang, W., Wang, X., Ren, J., Li, H., Wang, X.: 3D human pose estimation in the wild by adversarial learning. In: Proceedings of the IEEE Conference on Computer Vision and Pattern Recognition (CVPR). pp. 5255–5264 (2018) [9](#)
42. Zeng, A., Sun, X., Huang, F., Liu, M., Xu, Q., Lin, S.: SRNet: Improving generalization in 3D human pose estimation with a split-and-recombine approach. In: Proceedings of the European Conference on Computer Vision (ECCV). pp. 507–523 (2020) [9](#), [10](#)
43. Zeng, A., Sun, X., Yang, L., Zhao, N., Liu, M., Xu, Q.: Learning skeletal graph neural networks for hard 3D pose estimation. In: Proceedings of the IEEE International Conference on Computer Vision (ICCV). pp. 11436–11445 (2021) [1](#), [8](#), [9](#), [10](#)
44. Zhao, L., Peng, X., Tian, Y., Kapadia, M., Metaxas, D.N.: Semantic graph convolutional networks for 3D human pose regression. In: Proceedings of the IEEE Conference on Computer Vision and Pattern Recognition (CVPR). pp. 3425–3435 (2019) [2](#), [4](#), [9](#), [10](#)
45. Zheng, C., Zhu, S., Mendieta, M., Yang, T., Chen, C., Ding, Z.: 3D human pose estimation with spatial and temporal transformers. In: Proceedings of the IEEE International Conference on Computer Vision (ICCV) (2021) [4](#)
46. Zhou, X., Huang, Q., Sun, X., Xue, X., Wei, Y.: Towards 3D human pose estimation in the wild: a weakly-supervised approach. In: Proceedings of the IEEE International Conference on Computer Vision (ICCV). pp. 398–407 (2017) [4](#)
47. Zhu, X., Su, W., Lu, L., Li, B., Wang, X., Dai, J.: Deformable DETR: Deformable transformers for end-to-end object detection. In: International Conference on Learning Representations (ICLR) (2021) [4](#)
48. Zou, Z., Tang, W.: Modulated graph convolutional network for 3D human pose estimation. In: Proceedings of the IEEE International Conference on Computer Vision (ICCV). pp. 11477–11487 (2021) [3](#), [4](#), [8](#), [9](#), [10](#), [20](#), [24](#)

## Supplementary Material

This supplementary material contains the following details: (1) Detailed description of multi-layer perceptrons (see Sec. A). (2) Additional implementation details (see Sec. B). (3) Additional ablation studies (see Sec. C). (3) Additional qualitative results (see Sec. D).

### A Multi-Layer Perceptrons

In Sec. 3.1 of our main manuscript, we give a brief description of the MLP-Mixer layer [33] which is defined as below:

$$X'_\ell = X_{\ell-1} + \text{Spatial-MLP}(\text{LN}(X_{\ell-1}^\top))^\top, \quad (7)$$

$$X_\ell = X'_\ell + \text{Channel-MLP}(\text{LN}(X'_\ell)). \quad (8)$$

If considering more details about the spatial and channel MLPs, Eq. (7) and Eq. (8) can be further defined as:

$$X'_\ell = X_{\ell-1} + (W_2 \sigma(W_1(\text{LN}(X_{\ell-1}^\top))))^\top, \quad (9)$$

$$X_\ell = X'_\ell + (W_4 \sigma(W_3(\text{LN}(X_{\ell-1})))) , \quad (10)$$

where  $\sigma$  is the GELU activation function [13].  $W_1 \in \mathbb{R}^{N \times D_s}$  and  $W_2 \in \mathbb{R}^{D_s \times N}$  are the weights of two linear layers in the Spatial-MLP( $\cdot$ ).  $W_3 \in \mathbb{R}^{C \times D_c}$  and  $W_4 \in \mathbb{R}^{D_c \times C}$  are the weights of two linear layers in the Channel-MLP( $\cdot$ ).

### B Additional Implementation Details

In Sec. 4.3 of our main manuscript, we conduct extensive ablation studies on different network architectures and model variants of our GraphMLP. Here, we provide implementation details of these models.

**Network Architectures.** In Table 6 of our main paper, we report the results of various network architectures. Here, we provide illustrations in Fig. 7 and implementation details as follows:

- (a) FCN: FCN [27] is a conventional MLP whose building block contains a linear layer, followed by batch normalization, dropout, and a ReLU activation. We follow their original implementation and use their code [1] to report the performance.
- (b) GCN: We remove the spatial MLP and the channel MLP in our SG-MLP and CG-MLP, respectively.
- (c) Transformer: We build it by using a standard Transformer encoder which is the same as ViT [9].
- (d) MLP-Mixer: It is our baseline model that has the same architecture as [33]. We build it by replacing multi-head attention blocks with spatial MLPs and removing the position embedding module in the Transformer.

- (e) Mesh Graphormer: Mesh Graphormer [23] is the most relevant study to our approach that focuses on combining self-attentions and GCNs in a Transformer model for mesh reconstruction. Instead, our GraphMLP focuses on combining modern MLPs and GCNs to construct a stronger architecture for 3D human pose estimation. We follow their design to construct a model by adding a GCN block after the multi-head attention in the Transformer.
- (f) Graph-Mixer: We replace linear layers in MLP-Mixer with GCN layers.
- (g) Transformer-GCN: We replace spatial MLPs in GraphMLP with multi-head self-attention blocks and add a position embedding module before Transformer-GCN layers.
- (h) GraphMLP: It is our proposed approach. Please refer to Fig. 1 of our main paper.

**Network Design Options.** In Fig. 8, we graphically illustrate five different design options of the GraphMLP layer as mentioned in Table 7 of our main paper. Fig. 8 (e) shows that we adopt the design of GCN and MLP in parallel but use a spatial GCN block in SG-MLP. The spatial GCN block processes tokens in the spatial dimension, which can be calculated as:

$$X'_\ell = X_{\ell-1} + \text{Spatial-MLP}(\text{LN}(X_{\ell-1}^\top))^\top + \text{Spatial-GCN}(\text{LN}(X_{\ell-1}^\top))^\top. \quad (11)$$

**Model Components.** In Table 8 of our main paper, we investigate the effectiveness of each component in our design. Here, we provide the illustrations of these model variants in Fig. 9.

## C Additional Ablation Studies

**Transposition Design Options.** As mentioned in Sec. 3.1 of our main manuscript, we transpose the tokens before LN in the spatial MLP, and therefore the LN normalizes tokens along the spatial dimension. Here, we investigate the influence of transposition design options in Table 9.

The ‘Transposition Before LN’ can be formulated as:

$$X'_\ell = X_{\ell-1} + \text{Spatial-MLP}(\text{LN}(X_{\ell-1}^\top))^\top + \text{GCN}(\text{LN}(X_{\ell-1}^\top))^\top. \quad (12)$$

The ‘Transposition After LN’ can be written as:

$$X'_\ell = X_{\ell-1} + \text{Spatial-MLP}(\text{LN}(X_{\ell-1}))^\top + \text{GCN}(\text{LN}(X_{\ell-1})). \quad (13)$$

From Table 9, the results show that performing transposition before LN brings more benefits in both MLP-Mixer and our GraphMLP models. Note that it is different from the original implementation of MLP-Mixer which uses transposition after LN.

**Table 9.** Ablation study on different design options of transposition.

Method	MPJPE ( <i>mm</i> ) ↓
MLP-Mixer, Transposition After LN	52.6
MLP-Mixer, Transposition Before LN	<b>52.0</b>
GraphMLP, Transposition After LN	49.7
GraphMLP, Transposition Before LN	<b>49.2</b>

## D Additional Qualitative Results

Fig. 10 show qualitative results of the proposed GraphMLP on Human3.6M and MPI-INF-3DHP datasets. The Human3.6M is an indoor dataset (top three rows), and the test set of MPI-INF-3DHP contains three different scenes: studio with green screen (GS, fourth row), studio without green screen (noGS, fifth row), and outdoor scene (Outdoor, sixth row). Moreover, Fig. 11 shows qualitative comparisons with MLP-Mixer [33] (*i.e.*, baseline), GCN [3], and MGCN [48] on more challenging in-the-wild images. We can observe that our approach is able to predict more reliable and plausible 3D poses on these challenging cases. However, there are still some failure cases of our approach due to large 2D detection error, half body, rare poses, and heavy occlusion, as shown in Fig. 12.

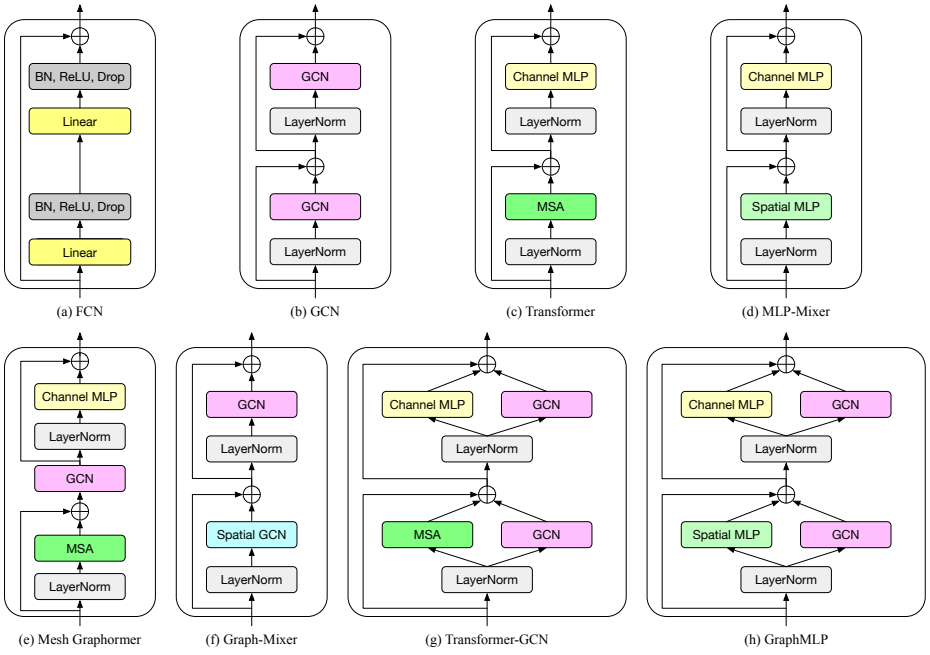


Fig. 7. Different network architectures.

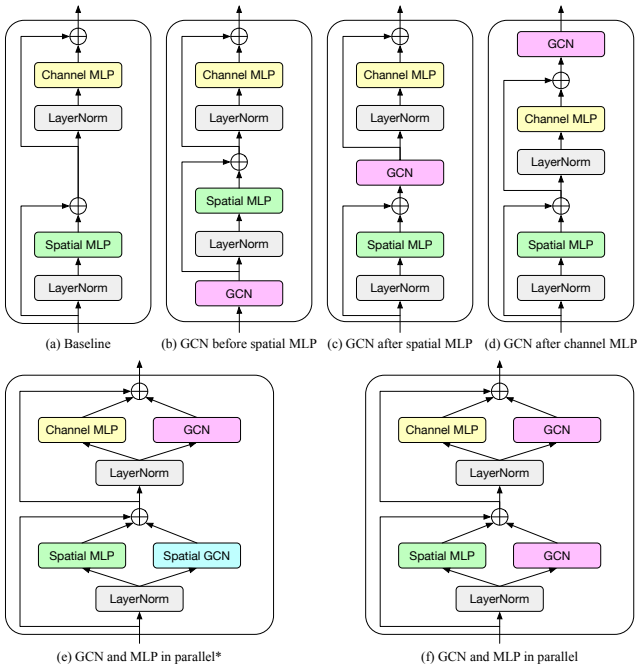
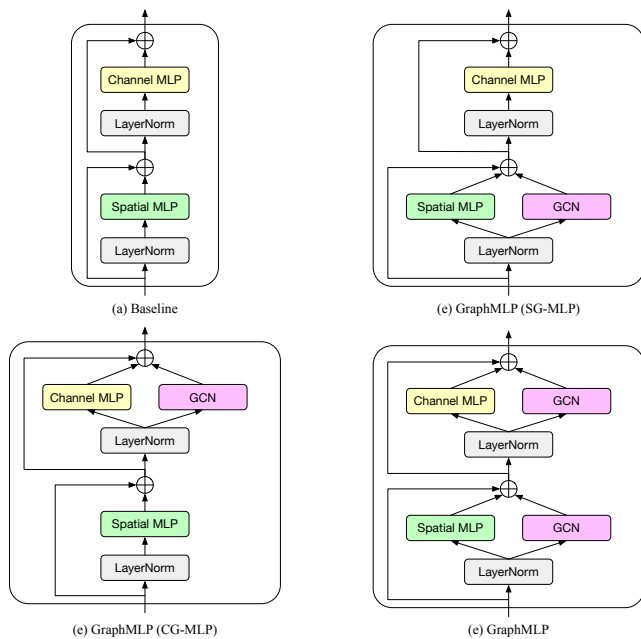
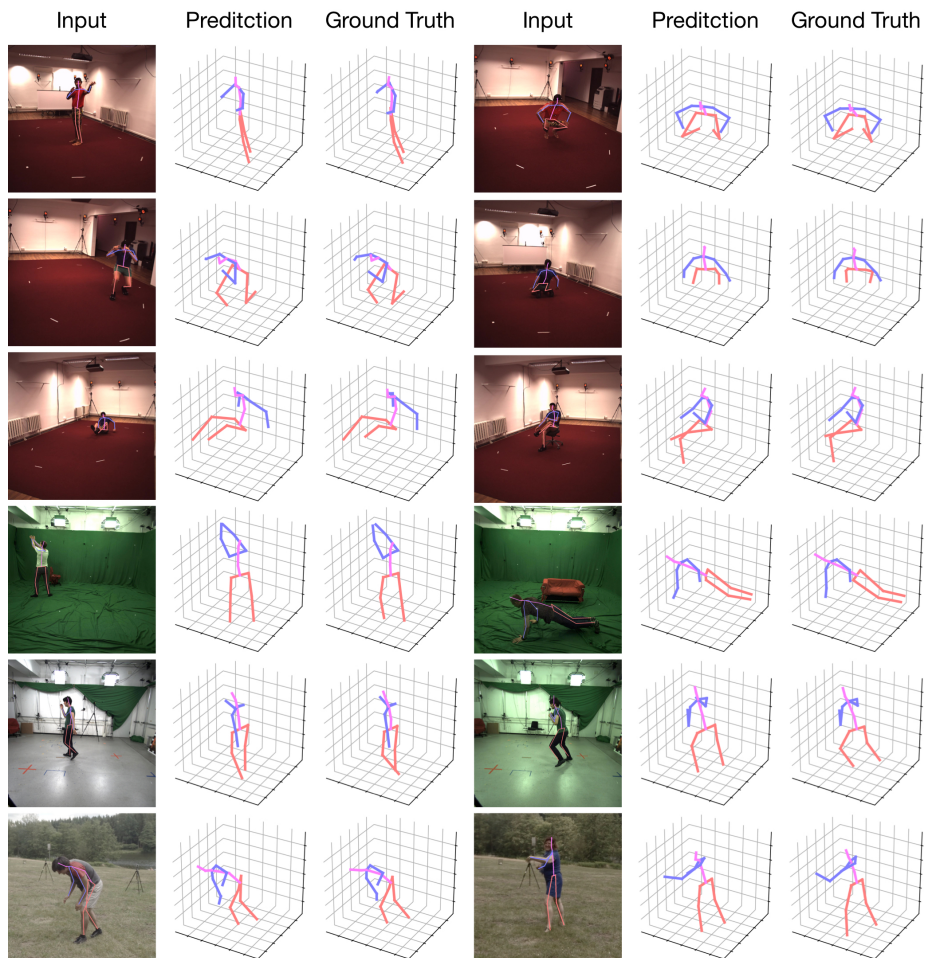


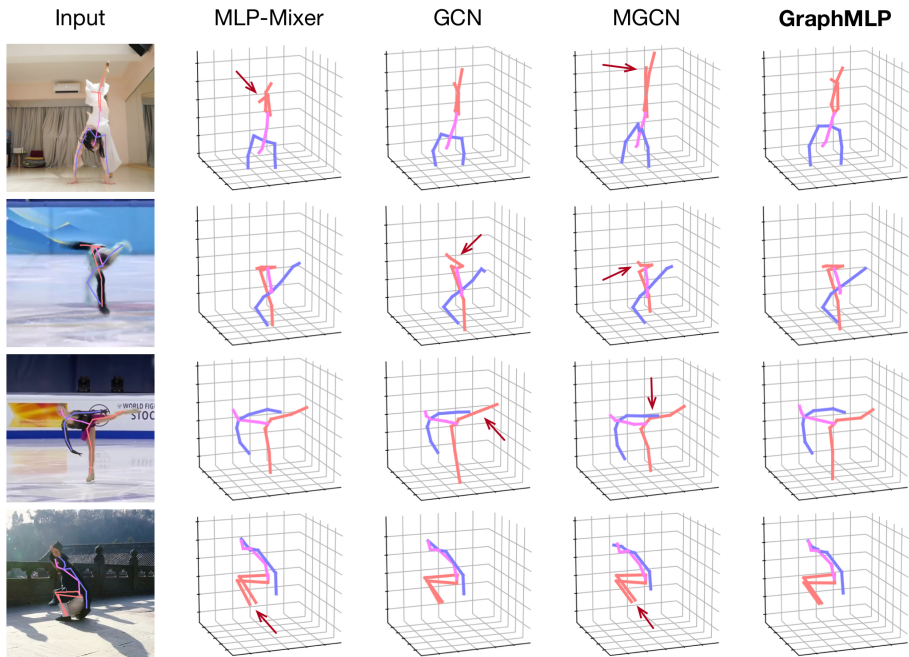
Fig. 8. Different design options of the GraphMLP layer.




**Fig. 9.** The model components we have studied for building our proposed GraphMLP.



**Fig. 10.** Visualization results of our approach for reconstructing 3D human poses on Human3.6M dataset (top three rows) and MPI-INF-3DHP dataset (bottom three rows).



**Fig. 11.** Qualitative comparison with MLP-Mixer [33], GCN [3], and MGCN [48] for reconstructing 3D human poses on challenging in-the-wild images. Red arrows highlight wrong estimations.



**Fig. 12.** Challenging scenarios where GraphMLP fails to produce accurate 3D human poses.