

Convex geometries representable with colors, by ellipses on the plane, and impossible by circles

Kira Adaricheva ^{*} Evan Daisy [†] Ayush Garg [‡]
 Zachary King Grace Ma [§] Michelle Olson [¶]
 Cat Raanes ^{||} James Thompson ^{**}

August 2020 - May 2022

Abstract

A convex geometry is a closure system satisfying the anti-exchange property. This paper, following the work of K. Adaricheva and M. Bolat (2016) and the Polymath REU 2020 team, continues to investigate representations of convex geometries on a 5-element base set. It introduces several properties: the opposite property, nested triangle property, area Q property, and separation property, of convex geometries of circles on a plane, preventing this representation for numerous convex geometries on a 5-element base set. It also demonstrates that all 672 convex geometries on a 5-element base set have a representation by ellipses, as given in the appendix for those without a known representation by circles, and introduces a method of expanding representation with circles by defining unary predicates, shown as colors.

Contents

1	Introduction	2
2	Terminology and known results	4
3	Opposite Property	8

^{*}Department of Mathematics, Hofstra University, Hempstead, NY 11549, USA (kira.adaricheva@hofstra.edu)

[†]Amherst College, USA

[‡]Indian Institute of Technology, Delhi, India

[§]University of Notre Dame, South Bend, USA

[¶]California State University, Fullerton, USA

^{||}Carnegie Mellon University, Pittsburgh, USA

^{**}University of North Carolina, Chapel Hill, USA

4	Area Q and non-representable geometries	13
4.1	Area Q for binary hulls	13
4.2	Configurations of circles in a tight implication	17
4.3	Point Order Theorem	22
5	Point Order Theorem in action	26
5.1	Separation property	26
5.2	Nested triangles	28
5.3	Surrounding and capturing	32
6	Representation of geometries by ellipses	33
7	Geometries with colors	33
7.1	An operator on systems with unary predicates	34
7.2	Sufficient condition for representation with unary predicates . . .	36
7.3	Geometry that requires more than 2 colors	38
8	Acknowledgments.	39
	Appendices	41
A	Ellipse Representations	41
B	Circle Coloring Representations	62

1 Introduction

This paper follows the first paper of the convex geometries team [14] developed during the Polymath REU - 2020 project, see more details in [1].

In both papers we addressed the problem raised in Adaricheva and Bolat [2]: whether all convex geometries with convex dimension at most 5 are representable by circles on the plane using the closure operator of convex hull for circles.

A convex geometry is a closure system (X, ϕ) , where closure operator ϕ satisfies the anti-exchange property. The survey paper of Edelman and Jamison [9] was instrumental to start off the study of finite convex geometries, which are also the dual systems to antimatroids. The study of infinite convex geometries was initiated in Adaricheva, Gorbunov and Tumanov [3]. To see the development of the topic, including infinite convex geometries, one needs to consult the more recent survey Adaricheva and Nation [4].

In [7] G. Czédli proposed representation of convex geometries by interpreting elements of base set X as circles on the plane, and closure operator ϕ as a convex hull operator acting on circles. He also showed that all finite convex geometries with *convex dimension* at most 2 can be represented by circles on the plane. The parameter *cdim* of convex geometry represents the diversity of closed sets with respect to closure operator ϕ by measuring the size of maximal anti-chain of closed sets, see Edelman and Saks [10]. In Adaricheva and Bolat [2], it was

found that there is an obstruction for representation of convex geometries by circles on the plane, in the form of the Weak Carousel property, which allowed the authors to build an example of a convex geometry on a 5-element set of $cdim = 6$.

In [14] it was discovered that all convex geometries for $|X| = 4$ are representable by circles on the plane, and among 672 non-isomorphic geometries for $|X| = 5$, 621 were represented, while 49 were deemed “**impossible**”, i.e. no circle representation was found for them. Finally, it was proved in [14] that 7 of 49 impossible geometries cannot be represented due to the Triangle property, in addition to one from [2] due to the Weak Carousel property. In particular, some geometries are non-representable due to the Triangle property had $cdim = 4, 5$.

In the current paper, we prove four new geometric properties related to circles on the plane that allow us to prove an additional 30 of the 49 geometries from the impossible list given in [14] are not representable.

We identify these geometries by their number in the list as generated in [14], and additionally by their tight implications, sometimes with the elements of the set relabeled for clarity.

1) Opposite Property (Theorem 1 and Corollary 2) implies that the following geometries are not representable:

$G46, G60, G74, G84, G114, G115, G153$

2) Nested Triangles Property (Theorem 7 and Corollary 9):

$G12, G15, G18, G21, G23, G26, G27, G33, G35,$
 $G45, G47, G49, G56, G60, G70, G89, G94, G134$

3) Area Q Property (Theorem 10 and Corollary 11):

$G74, G96, G105, G143, G147, G206, G235, G351$

4) Separation Property (Theorem 5 and Corollary 6):

$G14, G23, G26, G39, G54.$

Note that these three lists slightly overlap, with several of the geometries appearing in more than one list, and a few appeared earlier due to the Triangle Property in [14].

This provides a partial answer to Question 2 in [14].

The following 11 impossible geometries comprise still unproven cases:

$G43, G57, G69, G87, G95, G122, G129, G132, G161, G175, G211$

Through the work on these “impossible” geometries, we used a program, previously developed for [14], which searched for all convex geometries that satisfied a given list of implications. In addition, we also used the GeoGebra software [11], to help with proofs and various representations.

Finally, we address two alternate schemes of representation.

In section 6 we discuss representation of geometries by ellipses on the plane. It was shown in J. Kincses [12] that not all geometries can be represented by ellipses. However, we demonstrate in Appendix A that all 49 geometries on a 5-element set that were deemed “impossible” for circle representation in [14], in fact, have representation by ellipses.

Question 1. *What is the smallest cardinality of the base set and the smallest convex dimension of a geometry that cannot be represented by ellipses on the plane?*

In the last section 7 we introduce a new type of representation of geometries using unary predicates on the base set that can be interpreted as colors. In Appendix B we give representation of all 49 “impossible” convex geometries on a 5-element set using colored circles. It is also shown in section 7 that one of the geometries, G18, cannot be represented with two colors only. The rest of the “impossible” geometries are represented with 2 colors only. Note that G18 has $cdim = 6$, thus, we may ask:

Question 2. *Can all convex geometries of convex dimension 4 or 5 be represented by circles with 2 colors only?*

2 Terminology and known results

A convex geometry is a special case of a closure system. It can be defined through a closure operator, or through an alignment.

Definition 1. *Let X be a set. A mapping $\varphi: 2^X \rightarrow 2^X$ is called a closure operator, if for all $Y, Z \in 2^X$:*

1. $Y \subseteq \varphi(Y)$
2. if $Y \subseteq Z$ then $\varphi(Y) \subseteq \varphi(Z)$
3. $\varphi(\varphi(Y)) = \varphi(Y)$

A subset $Y \subseteq X$ is closed if $\varphi(Y) = Y$. The pair (X, φ) , where φ is a closure operator, is called a closure system.

Definition 2. *Given any (finite) set X , an alignment on X is a family \mathcal{F} of subsets of X which satisfies two properties:*

1. $X \in \mathcal{F}$
2. If $Y, Z \in \mathcal{F}$ then $Y \cap Z \in \mathcal{F}$.

Closure systems are dual to alignments in the following sense:

Often, a closure operator is described by the means of *implications*. For example $Y \rightarrow z$ means that $z \in \varphi(Y)$, for the underlying closure operator φ . Note that every closure operator can be expressed by some set of implications, for example, $\Sigma_\varphi = \{A \rightarrow \varphi(A) : A \in 2^X\}$. On the other hand, given *any* set

of implications $\{A \rightarrow B : A, B \subseteq X, B \neq \emptyset\}$, one can find a unique minimal closure operator φ such that $B \subseteq \varphi(A)$.

If (X, φ) is a closure system, one can define a family of closed sets $\mathcal{F} := \{Y \subseteq X : \varphi(Y) = Y\}$. Then \mathcal{F} is an alignment.

If \mathcal{F} is an alignment, then define $\varphi : 2^X \rightarrow 2^X$ in the following manner:

for all $Y \subseteq X$, let $\varphi(Y) := \bigcap \{Z \in \mathcal{F} : Y \subseteq Z\}$. Then (X, φ) is a closure system. A useful perspective on closure systems is provided by its *implications*. Given a closure system (X, φ) , an ordered pair (A, B) , where $A, B \in 2^X \setminus \{\emptyset\}$, also denoted $A \rightarrow B$, is an *implication* if $B \subseteq \varphi(A)$.

A set of implications fully defining closure operator φ is often referred to as *implicational basis* of a closure system. The recent exposition on implicational bases is given in Adaricheva and Nation [5].

Definition 3. A closure system (X, φ) is called a convex geometry if

1. $\varphi(\emptyset) = \emptyset$
2. For any closed set $Y \subseteq X$ and any distinct points $x, y \in X \setminus Y$, if $x \in \varphi(Y \cup \{y\})$ then $y \notin \varphi(Y \cup \{x\})$.

The second property in this definition is called the *Anti-Exchange Property*. We can use duality between closure operators and alignments to provide another definition of a convex geometry.

Definition 4. A closure system (X, φ) is a convex geometry iff the corresponding alignment \mathcal{F} satisfies the following two properties:

1. $\emptyset \in \mathcal{F}$
2. If $Y \in \mathcal{F}$ and $Y \neq X$ then $\exists a \in X \setminus Y$ s.t. $Y \cup \{a\} \in \mathcal{F}$.

A particular example of a closure operator on a set is the convex hull operator, where the base set X is a set of points in Euclidean space \mathbb{R}^n . For the goals of this paper we use only the plane, i.e. the space \mathbb{R}^2 .

Definition 5. A set S in \mathbb{R}^2 is called convex if for any two points $p, q \in S$, the line segment connecting p and q is also contained in S .

Definition 6. Given set S of points in \mathbb{R}^2 , the convex hull of S , in notation $\text{CH}(S)$, is the intersection of all convex sets in \mathbb{R}^2 which contain S .

Thus, CH can be thought as a closure operator acting on \mathbf{R}^2 .

Finally, we want to recall the definition of the convex hull operator for circles introduced in Czédli [7].

If x is a circle on the plane, then by \tilde{x} we denote a set of points belonging to x . We allow a circle to have a radius 0, in which case it is a point.

Definition 7. Let X be a finite set of circles in \mathbb{R}^2 . Define the operator $\text{ch}_c : 2^X \rightarrow 2^X$, a convex hull operator for circles, as follows:

$$\text{ch}_c(Y) = \{x \in X : \tilde{x} \subseteq \text{CH}(\bigcup_{y \in Y} \tilde{y})\},$$

for any $Y \in 2^X$.

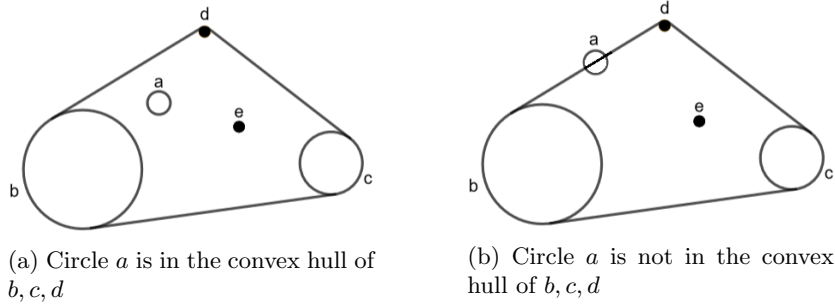


Figure 1: Examples of convex hulls

For example, $a, e \in \text{ch}_c(b, c, d)$ on Figure 1a, while $a \notin \text{ch}_c(b, c, d)$, $e \in \text{ch}_c(b, c, d)$ in Figure 1b.

We think of any circle d as a *closed* set of points (in standard topology of \mathbb{R}^2), and we use $\text{Circ}(d)$ for the boundary of d , which is included in d . Often we will be using the same notation d for an element of convex geometry of circles, but also as the set of points in \mathbb{R}^2 , thus avoiding notation \tilde{d} . For example, $abc \rightarrow d$ means that $d \in \text{ch}_c(a, b, c)$ in convex geometry of circles, but $c \subseteq d$ should be understood as $\tilde{c} \subseteq \tilde{d}$.

We often will be writing $\text{CH}(Y)$, for the subset Y of circles, instead of $\text{CH}(\bigcup_{y \in Y} \tilde{y})$. For example, $\text{CH}(a, b, c)$ for circles $a, b, c \in X$ represents the convex set of points $\text{CH}(\tilde{a} \cup \tilde{b} \cup \tilde{c})$.

The following statement is modified Lemma 5.1 in [2].

Lemma 1. *Let a, b, c be three circles on the plane such that none is included into another. Then there are three different types of configurations formed by a, b, c :*

- (1) $\text{CH}(x, y, z) = \text{CH}(y, z)$, for some labeling of a, b, c by x, y, z as on Figure 3;
- (2) $\text{CH}(x, y, z) = \text{CH}(x, y) \cup \text{CH}(y, z)$, for some labeling of a, b, c by x, y, z , as on Figure 2 or Figure 4.
- (3) $\text{CH}(x, y, z) \neq \text{CH}(x, y) \cup \text{CH}(x, z)$, for any labeling of a, b, c by x, y, z , as on Figure 5 or Figure 6.

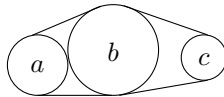


Figure 2

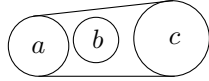


Figure 3

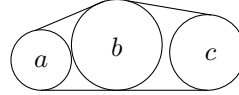


Figure 4

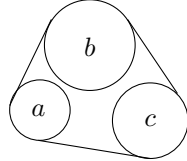


Figure 5

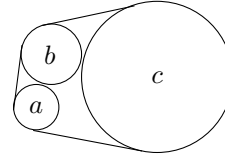


Figure 6

Definition 8. Let x, y, z be circles in configuration 1 or 2. We say that circle y is in the center (of configuration), if $\text{CH}(x, y, z) = \text{CH}(x, y) \cup \text{CH}(y, z)$ or $y \in \text{ch}_c(x, z)$. We call circles x and z external circles.

Definition 9. Let x, y, z be in configuration 2 such that y has a touching point on only one tangent of x, z and 2 points of intersection on the other tangent; then x, y, z is in limit case 2.

Lemma 2. Suppose p is a circle inscribed in $\angle A$ of a triangle $\triangle ABC$. Let w_1 be an area of $\triangle ABC$ outside the circle p and adjacent to the vertex A , and $w_2 = \triangle ABC \setminus (p \cup w_1)$ as in Figure 7. Then any circle $y \subseteq \triangle ABC$ cannot have non-empty intersections with both areas w_1, w_2 .

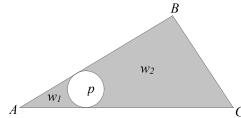


Figure 7

Note that the version of this statement is still true and also addressed in [2], when circle p touches two parallel lines (AB) and ($A'C$), and w_1, w_2 denote two disjoint parts of a strip between these lines.

The next result was a crucial observation about tight implication for circles from [14]. The underlying closure operator here is ch_c .

Definition 10. Let (X, φ) be a closure system. An implication $Y \rightarrow u$, $Y \subseteq X, u \in X$, is called tight, if implications $(Y \setminus \{z\}) \rightarrow u$ do not hold, for all $z \in Y$. We will call implication $Y \rightarrow u$ loose, if $u \in \varphi(Y)$ and it may not be tight.

Lemma 3 (The Triangle Property). *If a, b, c , and e are circles in the plane with centers A, B, C , and E respectively, and $abc \rightarrow e$ is a tight implication, then E must lie in the interior of triangle formed by A, B and C .*

Lemma 4. *Given points A, B, C, E in the plane, for E to lie in the interior of the triangle formed by A, B and C , C must be located in the opposite angle to $\angle AEB$.*

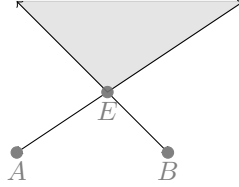


Figure 8: Possible locations for C shaded

We add one new observation we will need later in our paper.

Lemma 5. *Let circles a, b, c be in configuration (3) of Lemma 1. If a, c overlap, then $\text{CH}(a, b, c) = \text{CH}(b, c) \cup \text{CH}(a, b) \cup \text{CH}(a, c)$.*

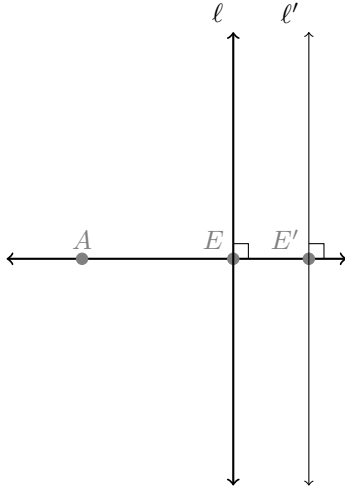
Proof. Let A, B, C be centers of circles a, b, c , respectively. Every point in $\text{CH}(a, b, c)$, which is not in $\triangle ABC$, will belong to one of $\text{CH}(b, c), \text{CH}(a, b), \text{CH}(a, c)$. Therefore, we only need to consider a point $D \in \triangle ABC$. Since a, c overlap, segment $[AC]$ is covered by a union of two radii segments on the line (AC) : radius $[AA_1]$ of circle a and radius $[CC_1]$ of circle c . Let (BD) intersect $[AC]$ at point P . Then either $P \in [AA_1] \subseteq \tilde{a}$, or $P \in [CC_1] \subseteq \tilde{c}$. Since $D \in [BP]$, we have $D \in \text{CH}(b, a)$ or $D \in \text{CH}(b, c)$. \square

3 Opposite Property

In this section we show that circle configurations on the plane satisfy the property that we call the Opposite Property. It shows that 7 geometries that were included in the list of *impossible geometries* in paper [14] cannot be represented by circles on the plane.

Theorem 1. *If $bcd \rightarrow e$ is a tight implication and $ab \rightarrow e$, $ac \rightarrow e$, and $ad \rightarrow e$, then $a \rightarrow e$.*

Proof. Suppose the hypotheses hold, and let A, B, C, D, E be the centers of circles a, b, c, d, e respectively. If $A = E$ then either $a \rightarrow e$, in which case the theorem holds, or $e \rightarrow a$, in which case $ab \rightarrow e$ is only possible if $b \rightarrow e$, but then $bcd \rightarrow e$ is not tight. If $A \neq E$, we have the following picture, where the distance between E and E' is the radius of e (i.e. E' is the point in e farthest away from A ; note that E and E' , and thus ℓ and ℓ' , are not necessarily distinct):



ℓ' splits the plane into two semi-planes, and if any point in a is in the semi-plane opposite A , then clearly $a \rightarrow e$ and the theorem holds.

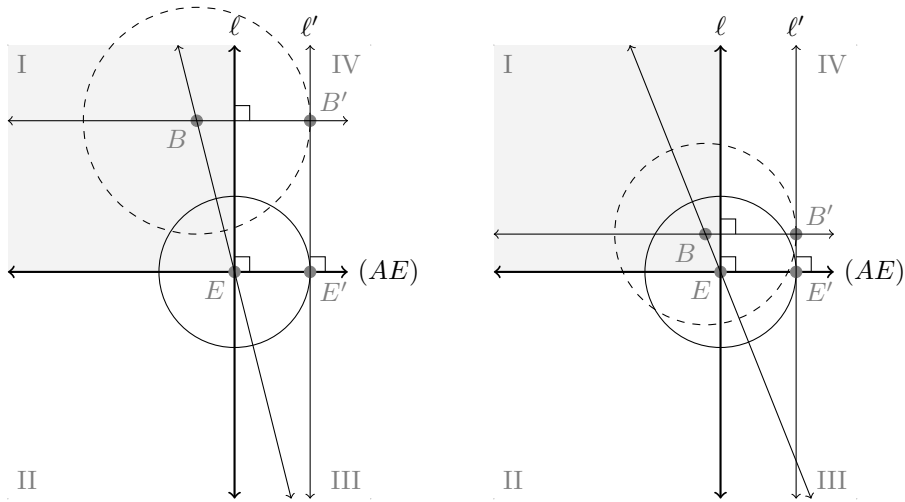
If a is contained in the open semi-plane containing A , then in order for $ab \rightarrow e$, $ac \rightarrow e$, and $ad \rightarrow e$, b, c and d must all have at least one point in the semi-plane opposite A (otherwise both circles will be contained in the same open semi-plane not containing E' , and thus their convex hull cannot contain E').

ℓ also splits the plane into two semi-planes and since, by the triangle property (lemma 5), E is in the interior of the triangle formed by B, C and D , at least one of B, C, D must be contained in the same open semi-plane as A . Without loss of generality, suppose this is true of B . B cannot be on the ray from E through A (else $b \rightarrow e$, in which case $bcd \rightarrow e$ is not tight), so B must be contained in an open quadrant formed by (AE) and ℓ .

Call this quadrant “quadrant I” (shaded below) and label the other quadrants II, III, and IV, according to the figure below and which semi-planes formed by (AE) and ℓ they share with B .

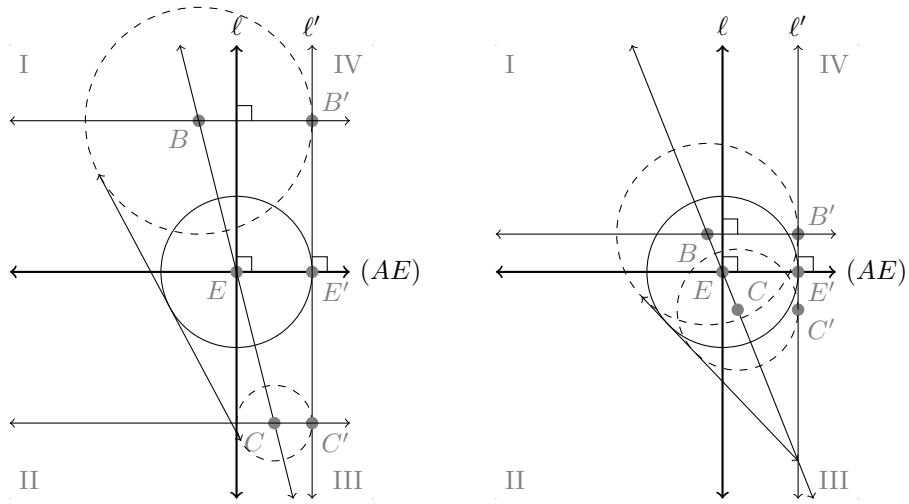
Since b is a circle that must have at least one point in the semi-plane opposite A with respect to ℓ' , as noted above, b must contain the point closest to B in this semi-plane, namely the intersection of ℓ' and a line through B parallel to (AE) , which we will call B' . Thus b must at least contain the circle of minimal radius centered at B that includes B' .

Call this circle, pictured below with a dashed line, b' .

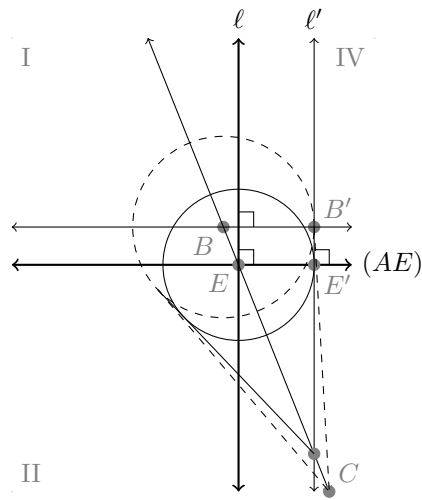


Now (BE) splits the plane into two semi-planes, and since E is in the interior of the triangle formed by B, C and D , one of C, D must be in the open semi-plane that does not contain B' , so without loss of generality suppose it is C . Note that, regardless of the placement of B , this semi-plane is contained within quadrants I, II, and III. As with b , the convex hull of c also must contain the point closest to C in the semi-plane opposite A with respect to ℓ' , namely the point where ℓ' and a line through C parallel to (AE) intersect, or C itself if C is already in this semi-plane. The convex hull of c must at least contain the circle of minimal radius centered at C that includes C' , which we will call c' , so the convex hull of b' and c' is contained in the convex hull of b and c .

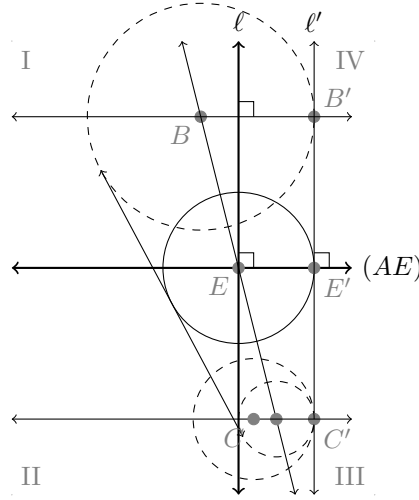
If C is not in quadrant I, it must be contained in the open semi-plane opposite B with respect to (AE) . First consider a placement of C on the line (BE) (although C can in fact only be arbitrarily close to such a placement). In this case the convex hull of b and c is symmetric about (BE) . If C is in the same semi-plane as B with respect to ℓ' , i.e. $C \neq C'$, then B', E' , and C' are all on ℓ' , so b', e , and c' all share a common tangent line. They must also share this common tangent reflected about (BE) , the line through their centers, so e is in the convex hull of b' and c' and thus also of b and c .



This argument still holds in the case where $C = C'$ is on ℓ' , and from here moving C further away from B along (BE) only adds the the convex hull of b' and C , which already includes e . Thus all placements of C on the line (BE) lead to the implication $bc \rightarrow e$.



Similarly, moving C horizontally off the line (BE) into the opposite semi-plane as B' with respect to (BE) , where it is assumed to be, only adds to the convex hull of b' and c' .



Therefore any possible placement of C not in quadrant I leads to the strict implication $bc \rightarrow e$, so C must be in quadrant I, as B is.

Now (CE) splits the plane into two semi-planes, and since E is in the interior of the triangle formed by B, C and D , D must be in the open semi-plane that does not contain B . But now we have already seen that such a placement of D not in quadrant I leads to the implication $cd \rightarrow e$ (by C playing the role of B and D playing the role of C in the previous argument, so D must also be in quadrant I. (Note that while B was additionally shown to be in the open quadrant I, by the same argument used for B , C also cannot be on the line (AE) between A and E , and this is all that is needed.) However, this makes it impossible for E to be in the interior of the triangle formed by B, C , and D , so there is no possible representation for the given implications without the additional implication $a \rightarrow e$. \square

In the next statement we use the numbering of geometries given in [14] with their implications, but elements of geometry 74 have been relabeled to better fit the statement of Theorem 1.

Corollary 2. *The following geometries, identified here by their tight implications, are not representable by circles on the plane:*

Geometry 46: $ab \rightarrow e$, $ac \rightarrow e$, $ad \rightarrow e$, and $bcd \rightarrow e$.

Geometry 60: $ab \rightarrow e$, $ac \rightarrow e$, $ad \rightarrow e$, $abc \rightarrow d$, and $bcd \rightarrow e$.

Geometry 74: $ab \rightarrow e$, $ac \rightarrow e$, $ad \rightarrow e$, and $bcd \rightarrow ae$.

Geometry 84: $ab \rightarrow de$, $ac \rightarrow e$, $ad \rightarrow e$, and $bcd \rightarrow e$.

Geometry 114: $ab \rightarrow de$, $ac \rightarrow de$, $ad \rightarrow e$, and $bcd \rightarrow e$.

Geometry 115: $ab \rightarrow cde$, $ac \rightarrow e$, $ad \rightarrow e$, and $bcd \rightarrow e$.

Geometry 153: $ab \rightarrow cde$, $ac \rightarrow de$, $ad \rightarrow e$, and $bcd \rightarrow e$.

Proof. In all of the above geometries, no proper subset of bcd implies e , so this is a tight implication. Additionally, the implications $ab \rightarrow e$, $ac \rightarrow e$, and $ad \rightarrow e$

are all always present, so by theorem 4.1 any representation by circles on the plane would have the additional tight implication $a \rightarrow e$ not present in these geometries. \square

4 Area Q and non-representable geometries

4.1 Area Q for binary hulls

In this section we consider simple facts about the convex hulls of two circles, which we call binary hulls. We investigate the possible configurations formed by two or three binary hulls involving one fixed circle d . The center of d is denoted D , and similarly, we use A, B, C for centers of circles a, b, c , respectively.

Throughout this section we will use the following labels and notation: for $u, x \in \{a, b, c, d\}$, with respect to a specified circle u with center U , when a different circle x , with center X , is given, we will denote by $[UX]$ the ray from U that goes through X . We denote $X_0 = [UX] \cap \text{Circ}(u)$, and denote another point of intersection of the line (UX) with $\text{Circ}(u)$ by X_∞ . Note that $X_0 = X_\infty = U$ when u is a point.

For any center X on segment $[UX_0]$, if the radius of x is $\leq |XX_0|$, then $\tilde{x} \subseteq \tilde{u}$. When the radius of x grows beyond $|XX_0|$, there will be exactly two common tangent lines to u, x with touching points on $\text{Circ}(u)$. We will denote these two touching points X_1, X_2 , and observe that they are symmetric around line (UX) .

As the radius of x grows, X_1, X_2 travel along corresponding halves of $\text{Circ}(u)$ from X_0 to X_∞ . When the radius reaches or surpasses $|XX_\infty|$, we obtain a configuration where $\tilde{u} \subseteq \tilde{x}$.

Similarly, for X located on $[UX_0) \setminus [UX_0]$, we may start from $x = \{X\}$ and find touching points X_1, X_2 on $\text{Circ}(u)$ for tangents from X to u , and as the radius of x is allowed to grow, the touching points travel toward point X_∞ until $\tilde{u} \subseteq \tilde{x}$.

For illustration with $u = d$ and $x = c$, see Fig. 9.

Thus, whenever $\tilde{u} \not\subseteq \tilde{x}$ and $\tilde{x} \not\subseteq \tilde{u}$, there will be two lines tangent to both u and x with touching points X_1, X_2 on $\text{Circ}(u)$, symmetric around (UX) .

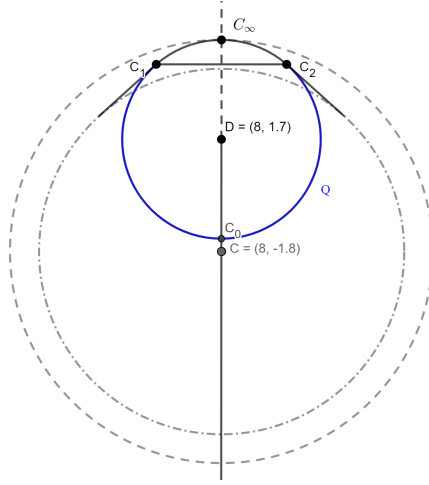


Figure 9: Location of C_0, C_1, C_2, C_∞ on $Circ(d)$.

Now our goal is to establish some facts about the set of points

$$Q_d(Y) = \left[\bigcap_{y \in Y} CH(d, y) \right] \setminus \tilde{d},$$

defined by some circle d and set Y of one, two or three additional circles.

We start from $Y = \{c\}$, just a single circle, i.e. $Q_d(c) = CH(d, c) \setminus \tilde{d}$.

We will assume that c, d are not included within each other and thus we will have points C_0, C_1, C_2, C_∞ on $Circ(d)$, which are 4 distinct points, unless $d = \{D\}$. To distinguish the two arcs connecting C_1, C_2 on d , we will include another point on the arc in the notation, in this case $C_1 \widehat{C_0} C_2$ or $C_1 \widehat{C_\infty} C_2$.

The following lemma links the properties of certain arcs with information about points in $Q_d(Y)$.

When we say that the set of points S has points *arbitrarily close to points of some set Z* , we mean that any open ball (standard open set of metric space \mathbb{R}^2) centered at $z \in Z$ has non-empty intersection with S .

Lemma 6. *Suppose $\tilde{c} \not\subseteq \tilde{d}$, $\tilde{d} \not\subseteq \tilde{c}$ and $d \neq \{D\}$. Then*

(1) *The arc $C_1 \widehat{C_\infty} C_2$ is a part of the border of $CH(c, d)$.*

(2) *$Q_d(c)$ has points arbitrarily close to all points of the arc $C_1 \widehat{C_0} C_2$.*

Proof. (1) $CH(c, d)$ is a convex closed set (in regular topology of \mathbb{R}^2), whose border consists of two tangent segments with end points C_1, C_2 on $Circ(d)$, the arc $C_1 \widehat{C_\infty} C_2$ of $Circ(d)$ and arc of circle c , see Figure 9.

(2) The arc $C_1 \widehat{C_0} C_2$ is inside closed set $CH(c, d)$. When d is removed from $CH(c, d)$, the remaining set $Q_d(c)$ has points arbitrary close to the points of this arc.

□

Now we move to consider configurations of three circles. For area Q in these cases, Y consists of two circles, for example, $Y = \{b, c\}$, and $Q_d = (\text{CH}(b, d) \cap \text{CH}(c, d)) \setminus \tilde{d}$.

We will assume that none of the three circles involved is included into another, and in the next several statements we will refer to configurations 1, 2 or 3 from Lemma 1.

Lemma 7. *Let circles x, y, z be in configuration 1 with center z . Then points X_i follow Y_i on circle z such that $X_1\widehat{X}_\infty X_2 \subseteq Y_1\widehat{Y}_0 Y_2$ and $Y_1\widehat{Y}_\infty Y_2 \subseteq X_1\widehat{X}_0 X_2$.*

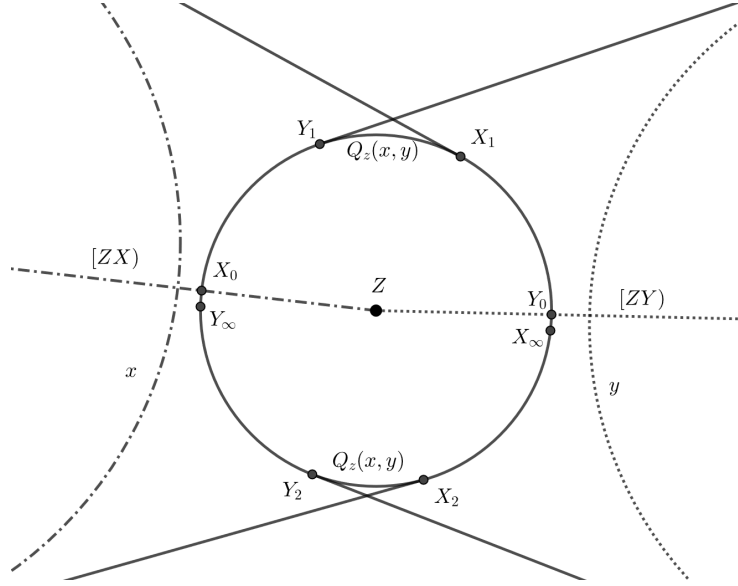


Figure 10: Lemma 7

Proof. See the proof by picture on Fig. 10.

□

Lemma 8. *Suppose that circles x, y, z are in configuration 2 with center z . Then:*

a) *Points X_i follow Y_i such that*

$$Y_1\widehat{Y}_0 Y_2 \subset X_1\widehat{X}_\infty X_2 \text{ and } X_1\widehat{X}_0 X_2 \subset Y_1\widehat{Y}_\infty Y_2.$$

b) *On external circle x , $Y_1, \widehat{Y}_0 Y_2 \subset Z_1\widehat{Z}_0 Z_2$.*

c) *The border arcs of $\text{CH}(x, y, z)$ on z are formed by the intersection of arcs $X_1\widehat{X}_\infty X_2$ and $Y_1\widehat{Y}_\infty Y_2$.*

d) $Q_z(x, y) = \emptyset$.

Furthermore:

d) If the circles are not in limit case 2, then $X_i \neq Y_i$ and there are two border arcs of $\text{CH}(x, y, z)$ on z .

e) If the circles are in limit case 2, then $X_1 = Y_1$ or $X_2 = Y_2$, and there is one nontrivial (i.e. consisting of more than one point) border arc of $\text{CH}(x, y, z)$ on z .

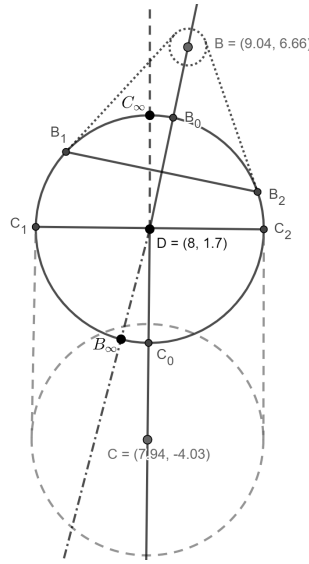


Figure 11: Lemma 8

Lemma 9. Suppose that circles x, y, z are in configuration 3. Then:

a) Points X_i and Y_i alternate on z .

b) The arc $X_1\widehat{X}_0X_2 \cap Y_1\widehat{Y}_0Y_2$ is arbitrarily close to $Q_z(x, y)$ and $X_1\widehat{X}_\infty X_2 \cap Y_1\widehat{Y}_\infty Y_2$ is part of the border of $\text{CH}(x, y, z)$. Neither of these arcs are empty or trivial.

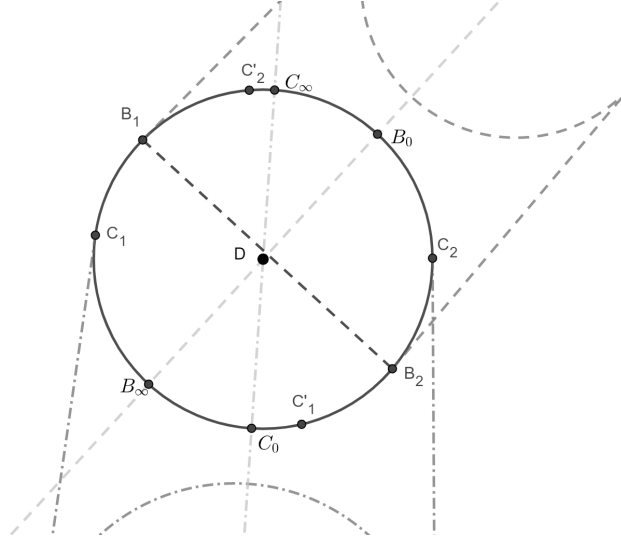


Figure 12: Lemma 9

Lemma 10. *Suppose circles a, d, c are in limit case 2 configuration with d in the center, and let the points on d be in counter-clockwise order*

$$A_1, A_0, A_2 = C_2, C_0, C_1$$

If the radius of d is decreased, but still $d \notin ch_c(a, c)$, then $A_2 \neq C_2$ and the points are in the order

$$A_1, C_2, A_2, C_1$$

Proof. Indeed, when the radius is reduced, the circles become in configuration 3, therefore, the points A_i, C_i should alternate. \square

Note that, by lemma 1, any three circles on the plane with none included into another must be in one of the three configurations addressed by Lemmas 7 - 9. Therefore, for such circles, one of those Lemmas must apply, and observations of the conclusions of Lemmas 7 - 9 can be used to determine the possible configuration(s) of such circles.

4.2 Configurations of circles in a tight implication

The goal of this section is to show that some circle configurations are restricted under tight implication.

We first make observations about configuration of circles a, b, c and a, c, d given the tight implication $abc \rightarrow d$.

Lemma 11. *If $abc \rightarrow d$ is tight, then a, b, c are in configuration 3.*

Proof. Indeed, if a, b, c is in configuration 1, then, say $c \in ch_c(a, b)$, therefore, $ab \rightarrow d$ holds, which contradicts the tightness of implication $abc \rightarrow d$. If a, b, c are in configuration 2, say, with b at the center, then $d \in ch_c(a, b, c)$ implies either $d \in ch_c(a, b)$ or $d \in ch_c(b, c)$, again a contradiction with the tightness. \square

Lemma 12. *If $abc \rightarrow d$ is tight, then a, c, d cannot be in configuration 1.*

Proof. If $\text{CH}(a, c, d) = \text{CH}(a, c)$, then $d \in ch_c(a, c)$ and therefore $ac \rightarrow d$, so $abc \rightarrow d$ is not tight. If $\text{CH}(a, c, d) = \text{CH}(a, d)$, then $ad \rightarrow c$, and combination with $abc \rightarrow d$ requires the additional implication $ab \rightarrow cd$, as in every convex geometry, due to the anti-exchange axiom. This once again violates tightness of $abc \rightarrow d$, so $\text{CH}(a, c, d) \neq \text{CH}(a, d)$, and by the same argument $\text{CH}(a, c, d) \neq \text{CH}(c, d)$. \square

Our next goal is to show that whenever $abc \rightarrow d$ is tight, circles a, c, d will not form configuration 2, except in limit case with d in the center.

For this we show some extended version of Lemma 2.

Consider the setting: circle c inscribed into angle with vertex J and touching sides of angle at points A_1, A_2 . We may adopt notation of Lemma 2 and denote two disjoint regions of the angle outside c as w_1 and w_2 , and notation outlined in section 4.1 for points B_0, B_1, B_2 , relating to circle b , on circle c . Suppose points B_0, B_1, B_2 are on arc $\widehat{A_1 A_2}$ bordering w_i .

Similar version of the statement should work for the case when two tangents of c at A_1, A_2 are parallel lines.

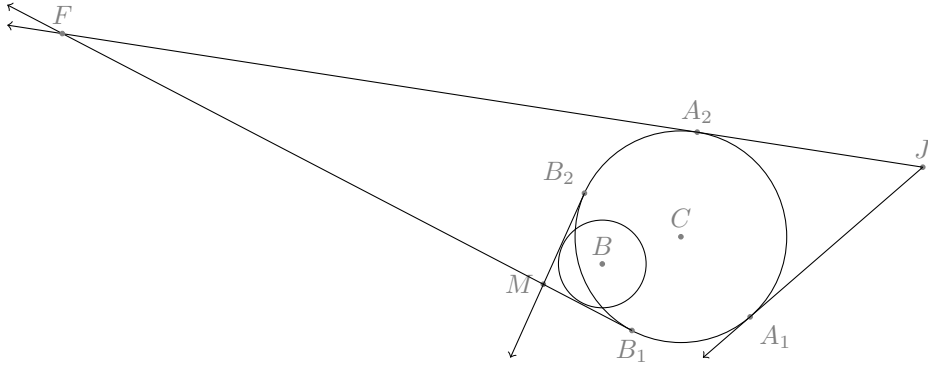


Figure 13: circle b and w_2

Lemma 13. *If B_0, B_1, B_2 related to circle b form a sub-arc $B_1 \widehat{B_0} B_2$ on arc $\widehat{A_1 A_2}$ of circle c bordering area w_i , then $\tilde{b} \subseteq w_i \cup \tilde{c}$.*

In Figure 13 circle b satisfying requirement on points B_0, B_1, B_2 can be located inside $\text{CH}(M, c)$, where M is the intersection of tangent lines at B_1 and B_2 .

Proof. We start from the case of infinite region w_2 . Given point B_1 on the arc $\widehat{A_1A_2}$ bordering w_2 , we think of ray $[B_1)$ as obtained from rotating ray $[A_1)$ that is on line (A_1J) and does not have J : point A_1 moves along the arc $\widehat{A_1B_1A_2}$ until it arrives at B_1 , while the ray is tangent to circle c at every location.

Ray $[B_1)$ may be completely inside angle $\angle A_1JA_2$, or it may cross side $[JA_2)$. Assume that it does cross it, say, at point F .

Now we will be rotating ray $[A_2F)$ so that A_2 goes along the arc $\widehat{A_2B_2A_1}$ until A_2 reaches B_2 , and at every location the ray remains to be tangent to c . If we watch the point of intersection with line (B_1F) , then it moves from F toward B_1 , so it remains inside area w_2 . In particular, the final location is point M , the point of intersection of two rays $[B_1)$ and $[B_2)$.

We must have $[CM) \cap \text{Circ}(c) = B_0$ and $\text{CH}(M, c) \subseteq w_2 \cup \tilde{c}$. Since any circle b with touching points B_1, B_2 and center on $[CM)$ must be in $\text{CH}(M, c)$, we obtain $\tilde{b} \subseteq w_2 \cup \tilde{c}$.

In case none of rays $[B_1), [B_2)$ intersect with the sides of angle $\angle A_1JA_2$, we conclude that $[B_1), [B_2) \subseteq w_2$, thus, $\tilde{b} \subseteq \text{CH}([B_1), [B_2), c) \subseteq w_2$.

Similar argument works for region w_1 , except rays $[B_1)$ and $[B_2)$, obtained by rotation of $[A_1J)$ and $[A_2J)$, respectively, always intersect with sides of angle $\angle A_1JA_2$. \square

Lemma 14. *If circle c is at the center of configuration 2 for a, c, d and b, c, d , then $d \notin \text{ch}_c(a, b, c)$.*

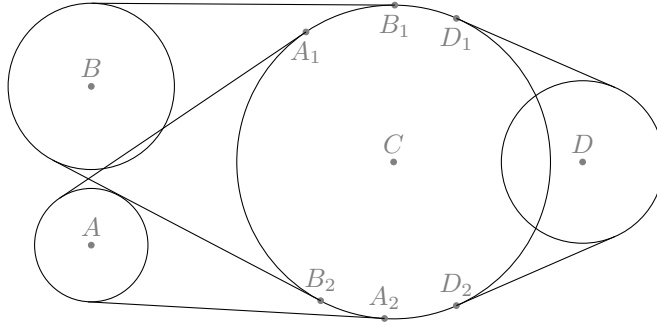


Figure 14: c is at the center in b, c, d

Proof. Note that c cannot have radius 0 in the described configurations.

Let D_1, D_2, D_0, D_∞ on c be as specified in section 4.1.

Then A_1A_2, B_1, B_2 , the touching points on $\text{Circ}(c)$ from circles a, b , do not alternate with D_1, D_2 ; thus, all are located on arc $\widehat{D_1D_\infty D_2}$. By assumption on configurations, points A_0 and B_0 are also on the same arc.

Let us assume wlog that the region between tangents bordered by this arc is w_2 . Then by Lemma 13 we have $\tilde{a}, \tilde{b} \subseteq w_2 \cup \tilde{c}$. On the other hand, $\tilde{d} \subseteq w_1 \cup \tilde{c}$, where we call w_1 the region formed by extending tangent segments between

c, d beyond touching points on d , and bordered by arc $D_1\widehat{D_0}D_2$. Since w_1, w_2 are disjoint regions, d cannot be in $ch_c(a, b, c)$ (unless d is inside c , which we exclude). \square

Lemma 15. *Let circles a, b, c form configuration 3 and $abc \rightarrow d$. If a, c, d form configuration 2 with center c , then $bc \rightarrow d$.*

Proof. Let $A_0, A_\infty, D_0, D_\infty$ on c be as specified in section 4.1.

Since c is in the center of a, c, d in configuration 2, touching points A_i, D_i on c do not alternate (and c has a positive radius). Then D_1, D_2 are located on arc $A_1\widehat{A_\infty}A_2$.

Since a, b, c are in configuration 3, touching points A_i, B_i alternate on c . Without loss of generality assume that $A_1\widehat{B_1}$ is an arc where $Q_c(a, b)$ is attached, then $A_2\widehat{B_2}$ is the arc on c which is part of the border of $CH(a, b, c)$. Due to the latter fact, arc $A_2\widehat{B_2}$ cannot be on $A_1\widehat{A_0}A_2$, which is inside $CH(a, c)$, therefore, arc $A_2\widehat{B_2}$ is on $A_1\widehat{A_\infty}A_2$. Apparently, D_1, D_2 cannot be on arc $A_2\widehat{B_2}$, therefore, they are on arc $A_1\widehat{A_\infty}A_2$ from which we remove arc $A_2\widehat{B_2}$. This is arc $B_2\widehat{A_1}$, which is also a part of arc $B_2\widehat{A_1}B_1$. We conclude that D_1, D_2 are also on the arc $B_2\widehat{A_1}B_1$, therefore, B_i, D_i do not alternate.

This means that b, c, d are in configuration 1 or 2. If d is in the center of configuration 1, then $bc \rightarrow d$ and we are done. If, say, b is in the center of configuration 1, then $cd \rightarrow b$, thus, together with $abc \rightarrow d$ we conclude $ac \rightarrow bd$ due to the anti-exchange property, and $ac \rightarrow d$ contradicts the assumption that c is in the center of a, c, d in configuration 2.

It remains to show that b, c, d in configuration 2 will bring $bc \rightarrow d$ or a contradiction with $abc \rightarrow d$ or configuration 3 for a, b, c .

If c is at the center of configuration 2 for b, c, d , then we have the setting of Lemma 14, and we get to the contradiction with $abc \rightarrow d$. See Figure 14.

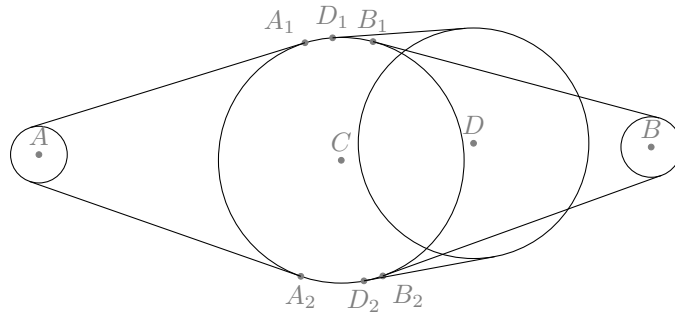


Figure 15: d is at the center in c, d, b

Suppose c, d, b are in configuration 2 and d is in the center. Then on circle

c points B_1B_2 are located on the arc $D_1\widehat{D_0}D_2$, while points A_1, A_2 are located on arc $D_1\widehat{D_\infty}D_2$.

Indeed, the latter is due to a, c, d also in configuration 2 with c in the center. Thus, A_i, B_i do not alternate on c , a contradiction with assumption that a, b, c in configuration 3. See Figure 15.

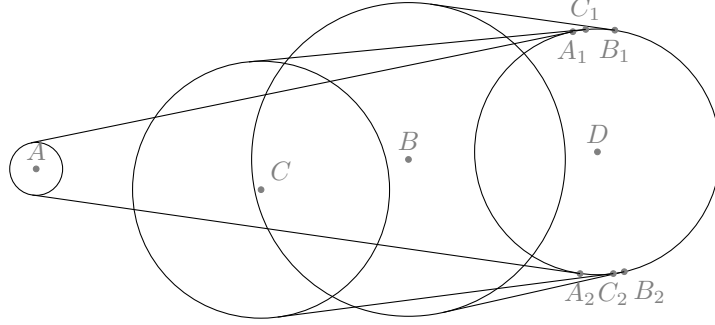


Figure 16: b is at the center in c, b, d

Finally, consider b at the center of c, b, d , like in Figure 16. For now, assume d has a positive radius. Then on circle d points B_iC_i do not alternate, and C_1, C_2, C_0 are on the arc $B_1\widehat{B_0}B_2$. But also, since a, c, d are in configuration 2 with c at the center, A_1, A_2, A_0 on d are on the arc $C_1\widehat{C_0}C_2$. Apply Lemma 13 replacing c by d , points A_1, A_2 by B_1, B_2 , lines $(A_1J), (A_2J)$ by tangents of b, d and B_1, B_2, B_0 by either A_1, A_2, A_0 or by C_1, C_2, C_0 . Then, circles a, b, c are inside $w_i \cup \tilde{d}$, where w_i is a region formed by tangents of d at B_1, B_2 and bordered by arc $B_1\widehat{B_0}B_2$. This implies that $d \notin ch_c(a, b, c)$ (unless $b = d$, which we exclude).

The case when d is a point follows from the above: if d is not on a tangent of binary hulls within $CH(a, b, c)$, we can pick some small radius for a circle d' with center d such that the assumptions hold ($abc \rightarrow d', a, c, d'$ are in configuration 2 with center c , and c, b, d' are in configuration 2 with b in the center) and lead to a contradiction as before. If d is on a tangent of $CH(b, c)$ then the conclusion holds, and if d is on a tangent of $CH(a, b)$ or $CH(a, c)$, we can replace both d and a with slightly larger circles such that the given assumptions hold and are again in the case above. \square

We finally collect all the previous observations in the following result.

Theorem 3. *If $abc \rightarrow d$ is tight, then a, c, d is in configuration 3 or in limit case 2 with d at the center.*

Proof. By Lemma 12, circles a, c, d cannot be in configuration 1. By Lemma 11 a, b, c form configuration 3, therefore, the assumptions of Lemma 15 hold. By Lemma 15 if any a or c is in the center of configuration 2 for a, c, d , then the implication $abc \rightarrow d$ is not tight.

Thus, if a, c, d form configuration 2, then only d can be in the center. Moreover one of common tangents of a, c has the border of $\text{CH}(a, b, c)$, therefore, d cannot intersect it in more than one point. Thus, if d is in center of configuration 2 for a, c, d , then it is in limit case 2. \square

4.3 Point Order Theorem

We will be establishing consistent labeling of touching points on circle d , when four circles satisfy tight implication $abc \rightarrow d$, for the underlying closure operator ch_c .

We first fix a consistent orientation of circles a, b, c around d . We will set points on $\text{Circ}(d)$ using the approach described in section 4.1. Let ray $[DA)$ start at center D and go through center A . The point of crossing $\text{Circ}(d)$ and $[DA)$ is called A_0 .

The second point of intersection of $\text{Circ}(d)$ and (AD) is denoted A_∞ . The same labeling conventions give B_0, B_∞ from ray $[DB)$ and circle b . Furthermore, points C_0 and C_∞ come from $[DC)$ and c .

Now we establish the orientation. Consider circle d as a clock with the center of rotation for the clock hand at D . Start the clock hand at B_0 and move counterclockwise. Without loss of generality, the circular order on $\text{Circ}(d)$ will be as follows: B_0, A_0, C_0 .

Now we establish the orientation of tangent points with respect to the various ray intersections on d . There are two tangent points on d from $\text{CH}(b, d)$ that we label B_1 and B_2 . When starting at B_1 and walking counterclockwise, the circular order will be B_1, B_0, B_2 . The tangent points from $\text{CH}(a, d)$ are A_1 and A_2 with A_0 inside $\text{CH}(a, d)$. Starting at A_1 , we have the circular order as A_1, A_0, A_2 . For $\text{CH}(c, d)$, we have points C_1, C_2 . When walking counterclockwise, we get the point order C_2, C_0, C_1 .

Finally, we label the outer tangents of $\text{CH}(a, b, c)$ as $(A_b B_a)$, $(A_c C_a)$ and $(B_c C_b)$.

For any two non-collinear rays $[DA)$ and $[DC)$ we call *proper angle* a smaller of two angles formed by these two rays.

Theorem 4 (Point Order Theorem). *With the counterclockwise orientation of B_0, A_0, C_0 and the associated labeling when $abc \rightarrow d$ is tight, the counterclockwise point order on d beginning at B_1 is $B_1, C_1, A_1, B_2, C_2, A_2$.*

Proof. By Theorem 3, triples of circles: $\{a, c, d\}$, $\{b, c, d\}$, and $\{a, b, d\}$, are only in limit case 2 with d at the center or the convex hulls are in configuration 3. Since d is in $\text{CH}(abc)$, we may start with the case where d is touching all three lines $(A_b B_a)$, $(A_c C_a)$ and $(B_c C_b)$.

Then we proceed with cases where d is tangent to two of these lines, one of these lines, and finally none of these lines.

Case 1: d is inscribed in $\text{CH}(a, b, c)$.

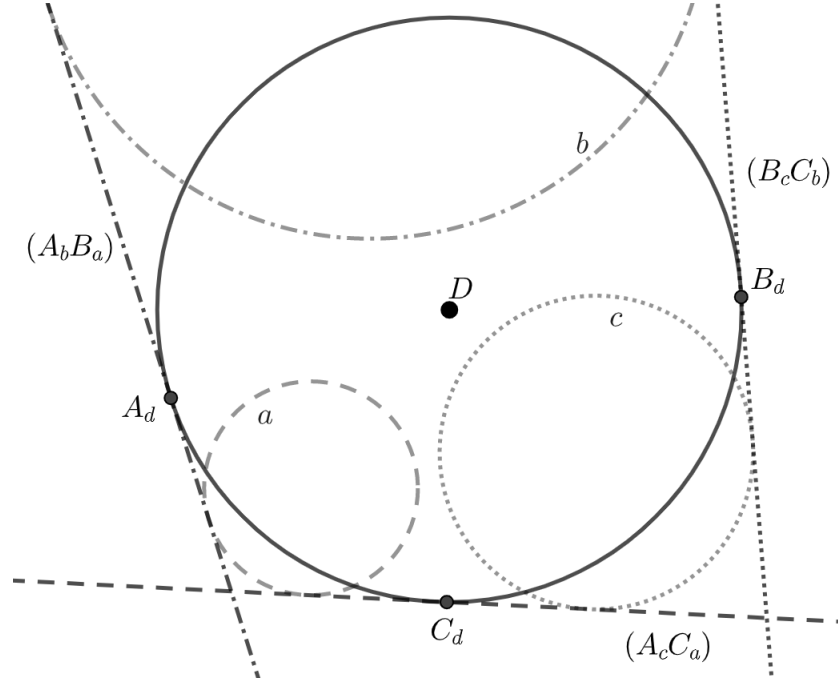


Figure 17: Theorem 4

This is the case where d is tangent to $(A_b B_a)$, $(A_c C_a)$, and $(B_c C_b)$. For discussion convenience, label the tangent points on d as B_d, A_d and C_d , on lines $(B_c C_b)$, $(A_c C_a)$ and $(B_c C_b)$, respectively.

Then, according to agreement on orientation of a, b, c around d , we have the following coincidence of points:

$$B_1 = C_1 = B_d, \quad A_1 = B_2 = A_d, \quad C_2 = A_2 = C_d$$

Therefore, the counter-clock sequence is, indeed,

$$B_1, C_1 = B_1, A_1, B_2 = A_1, C_2, A_2 = C_2.$$

Case 2: d is tangent to $(A_b B_a)$ and $(A_c C_a)$ but not $(B_c C_b)$.

This new condition does not change the assumption that $A_1 = B_2 = A_d$ and $C_2 = A_2 = C_d$.

Now b, c, d are in configuration 3 by Theorem 3, which means B_i, C_i alternate around d by Lemma 9. This allows the counter-clockwise point order B_1, C_1, B_2, C_2 , or, the order B_1, C_2, B_2, C_1 . The latter order is not possible, because circles a, c, d are in limit case 2 with center d , therefore, by Lemma 8, $A_1 \widehat{A_0} A_2 \subset C_1 \widehat{C_\infty} C_2 = C_1 \widehat{C_\infty} A_2$. But with the order B_1, C_2, B_2, C_1 , the arc $C_2 \widehat{C_0} C_1$ will contain point $B_2 = A_1$ instead of the arc $C_2 \widehat{C_\infty} C_1$, a contradiction.

Therefore, the only possible order is $B_1, C_1, B_2, C_2,$, and, thus, including A_1, A_2 into the sequence, we get

$$B_1, C_1, A_1 = B_2, B_2, C_2, A_2 = C_2.$$

Case 3: d is tangent to $(A_c C_a)$ but not $(B_c C_b)$ and $(A_b B_a)$.

We still have $C_2 = A_2 = C_d$, thus d is at the center of limit case 2 for circles a, c, d . Therefore, the circular sequence of points on d starting from $C_2 = A_2$ will be either

$$C_2, C_0, C_1, A_1, A_0, A_2 = C_2$$

or

$$A_2, A_0, A_1, C_1, C_0, C_2 = A_2$$

But only first sequence satisfies the agreement of counter-clockwise order A_1, A_0, A_2 .

Now, by assumption in this case, circles a, b, d as well as b, c, d are in configuration 3. Since points B_i alternate with both A_i and C_i , by Lemma 9, one of points B_i is on arc $C_2 \widehat{C_0} C_1$ and another on arc $A_2 \widehat{A_0} A_1$. There are two possibilities to insert points B_i into the first sequence above. Suppose we have the following placement of B_i :

$$C_2, B_2, C_1, A_1, B_1, A_2 = C_2$$

This would mean that the arc $B_1 \widehat{B_0} B_2$ is the same as $B_1 \widehat{A_2} B_2$, but arc $B_1 \widehat{B_0} B_2$ is an inner arc of $\text{CH}(b, d)$, with only points B_1, B_2 on its border, thus, it is an inner arc of $\text{CH}(a, b, c)$, and cannot have points on the border of $\text{CH}(a, b, c)$, in particular, cannot have point $A_2 = C_2$.

Therefore, the only possible sequence of points is

$$C_2, B_1, C_1, A_1, B_2, A_2 = C_2$$

which can be written starting from B_1 as follows:

$$B_1, C_1, A_1, B_2, C_2, A_2 = C_2$$

Case 4: d is not tangent to $(A_c C_a)$, $(B_c C_b)$ and $(A_b B_a)$.

Now every triple of circles: $\{a, b, d\}$, $\{b, c, d\}$ and $\{a, c, d\}$ - is in configuration 3 by Theorem 3, therefore, A_i, B_i alternate on d , as well as B_i, C_i and A_i, C_i .

Gradually increase the radius of d so that d remains in $\text{CH}(a, b, c)$. At the limit of this process d will touch at least one of outer borders of $\text{CH}(a, b, c)$. Call new circle d_1 . Then $abc \rightarrow d_1$ is again tight. Moreover, one of Cases 1-3 will describe the configuration of a, b, c, d_1 .

Assume wlog that d_1 is touching $(A_c C_a)$ and not touching other lines $(A_b B_a)$, $(B_c C_b)$. Then we can apply the result of Case 3 to d_1 . Therefore, the sequence of points on d_1 is

$$B_1, C_1, A_1, B_2, C_2 = A_2$$

Also, focusing on subsequence of A_i, C_i , we have, starting from A_1 :

$$A_1, A_0, A_2 = C_2, C_0, C_1$$

If we slightly reduce the radius of d_1 , circles a, c, d_1 will no longer be in limit case 2, but since $abc \rightarrow d_1$ is tight, a, c, d_1 are in configuration 3, due to Theorem 3. By Lemma 10, the sequence of A_i, C_i points on d_1 starting from A_1 is

$$A_1, C_2, A_2, C_1$$

We need to embed this sequence into sequence of limit case 2

$$B_1, C_1, A_1, B_2, A_2 = C_2$$

We notice that we have to place C_2 after A_1 , and if we place it before B_2 , then points B_i, C_i will not alternate, which contradicts b, c, d_1 being in configuration 3. Therefore, the proper sequence is

$$B_1, C_1, A_1, B_2, C_2, A_2$$

If we continue reducing the radius of d_1 back to d , we remain in configuration 3 for all triples of circles. Indeed, at every moment of the process we have $abc \rightarrow d_1$ tight, and at the start of the process d_1 was not at the center of limit case 2 with any two other circles. Therefore, the sequence of points on d will not change.

Suppose we get d_1 in its limit position touching $(A_b B_a)$ and $(A_c C_a)$. Then, according to the result for case 2, we get the following sequence on d_1 :

$$B_1, C_1, A_1 = B_2, B_2, C_2, A_2 = C_2$$

When the radius of d_1 is slightly reduced, we get the following sequence of points B_i, A_i :

$$B_1, A_1, B_2, A_2$$

Similarly, we expect the following sequence of points A_i, C_i :

$$C_1, A_1, C_2, A_2$$

Incorporating them into original sequence in limit position of d_1 , we get only one possibility:

$$B_1, C_1, A_1, B_2, C_2, A_2$$

Finally, consider the case when d_1 in its limit position is touching all three lines $(A_c C_a)$, $(B_c C_b)$ and $(A_b B_a)$. Then we have configuration of a, b, c, d_1 in case 1, therefore, there are only three distinct touching points on d_1 :

$$B_1, A_1, C_2$$

If we give them other labeling, focusing on A_i, B_i , then we get the same sequence as

$$B_1, B_2 = A_1, A_2$$

Then, when the radius of d_1 is slightly reduced, we expect, by Lemma 10, that the points will alternate:

$$B_1, A_1, B_2, A_2$$

Similarly, if we write the original sequence of points on d_1 in their A_i, C_i labeling, we get

$$C_1, A_1, C_2 = A_2$$

Therefore, after reducing the radius of d_1 we obtain

$$C_1, A_1, C_2, A_2$$

Finally, if we write the original sequence in its B_i, C_i labeling, we will have

$$B_1 = C_1, B_2, C_2$$

After the radius of d_1 is reduced it turns into

$$B_1, C_1, B_2, C_2$$

There is only one circular sequence of all points A_i, B_i, C_i that honors three established subsequences:

$$B_1, C_1, A_1, B_2, C_2, A_2$$

This finishes the analysis of Case 4. □

5 Point Order Theorem in action

In this section we find several applications of Point Order Theorem, which will generate several families of non-representable convex geometries.

5.1 Separation property

Theorem 5. *Let a, b, c, d, e be circles on the plane. If $acd \rightarrow e$ and $bcd \rightarrow e$ are both tight, then it is not possible to also have the implication $ab \rightarrow e$.*

Proof. First, let us consider the case where $e = \{E\}$. Since $acd \rightarrow e$ and $bcd \rightarrow e$ are both tight, by the triangle property (Lemma 3) the center of circle e must lie in the interior of the triangles formed by centers B, C, D and A, C, D . Then, by lemma 4, both B and A must be in the opposite angle to $\angle DEC$. Thus, if any point of a crosses the line (DE) , then $E \in \text{CH}(a, D) \subseteq \text{CH}(a, d)$, violating the tightness of the implication $acd \rightarrow e$. (See figure 18 below.)

Similarly, if any point of a crosses the line (CE) , then $E \in \text{CH}(a, c)$, so a , and by the same argument b , must be strictly contained in the opposite angle to $\angle DEC$, and therefore their convex hull cannot contain e and the hypothesis holds.

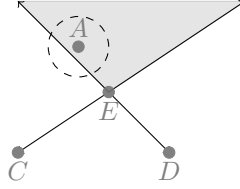


Figure 18: Possible locations for A, B shaded

Now let us consider the case when e has a positive radius. Wlog, let us assume the counterclockwise orientation of B_0, D_0, C_0 and associated labeling around circle e as in Theorem 4, with circles d and e playing the roles of circles c and d respectively. Specifically, note that we have labeled such that B_1, B_0, B_2 is the counterclockwise circular order of these points around e . Since $bcd \rightarrow e$ is tight, this Lemma then tells us that the counterclockwise point order on e beginning at B_1 is $B_1, C_1, D_1, B_2, C_2, D_2$.

Now, consider the placement of A , the center of circle a . Again, since $acd \rightarrow e$ and $bcd \rightarrow e$ are both tight, by the triangle property the center of circle e must lie in the interior of the triangles formed by centers B, C, D and A, C, D , and by lemma 4, both B and A must be in the opposite angle to $\angle DEC$.

In particular, the rays from E to A and B that define A_0 and B_0 are both in the opposite angle to $\angle DEC$, and so the counterclockwise orientation of B_0, D_0, C_0 around e must be the same as the counterclockwise orientation of A_0, D_0, C_0 . Thus, again using the same labeling such that A_1, A_0, A_2 is the counterclockwise circular order of these points around e , by Theorem 4 the counterclockwise point order on e beginning at A_1 is $A_1, C_1, D_1, A_2, C_2, D_2$.

Now, for the sake of contradiction, suppose we also have the implication $ab \rightarrow e$. Then circles a, b, e are in configuration 1, with e in the center, so by lemma 7 A_1, A_2 follow B_1, B_2 on a walk around e . The only possible point orders are then $A_1, B_1, C_1, D_1, B_2, A_2, C_2, D_2$, or the symmetric order with a and b switched. In this case, $B_1 \widehat{B_0} B_2 \subseteq A_1 \widehat{A_0} A_2$, so the complementary arc $B_1 \widehat{B_\infty} B_2 \not\subseteq A_1 \widehat{A_0} A_2$ (unless $A_1 \widehat{A_0} A_2$ is all of circle e , which we exclude since $a \rightarrow e$ contradicts $acd \rightarrow e$ being tight), which contradicts Lemma 7. Thus the implication $ab \rightarrow e$ must be absent. □

In the following corollary, the labels in geometry 26 have been changed to better fit the statement of theorem 5.

Corollary 6. *The following geometries, identified here by their tight implications, are not representable by circles on the plane:*

Geometry 14: $acd \rightarrow e, bcd \rightarrow e$, and $ab \rightarrow e$.

Geometry 23: $acd \rightarrow e, bcd \rightarrow e, abc \rightarrow de$, and $ab \rightarrow e$.

Geometry 26: $acd \rightarrow be, bcd \rightarrow e$, and $ab \rightarrow e$.

Geometry 39: $acd \rightarrow e, bcd \rightarrow e$, and $ab \rightarrow de$.

Geometry 54: $acd \rightarrow e, bcd \rightarrow e$, and $ab \rightarrow cde$.

It remains to notice that a, c cannot overlap, when $d = \{D\}$ and $abc \rightarrow d$ is tight. Indeed, by Lemma 5, if a, c overlap, then D is in one of double hulls $\text{CH}(b, c), \text{CH}(a, b), \text{CH}(a, c)$, thus, $abc \rightarrow d$ is not tight.

Since a, c do not overlap, $Q_{\{D\}}(a, c) = \emptyset$. Therefore, $\text{CH}(a, b, d) \cap \text{CH}(b, c, d) = \text{CH}(b, d)$.

Thus, it remains to prove the case when d has a positive radius.

Note that it follows from the definition of $Q_d(ac) = \text{CH}(a, d) \cap \text{CH}(c, d)$ that $\text{CH}(b, d) \cup Q_d(a, c) \subseteq \text{CH}(a, b, d) \cap \text{CH}(c, b, d)$. Moreover, set $\text{CH}(a, b, d) \cap \text{CH}(b, c, d)$ is convex; therefore, it will contain an area around every point not in $\text{CH}(b, d)$ with points arbitrarily close to some portion of the border of $\text{CH}(b, d)$. We will show that the only portion of the border of $\text{CH}(b, d)$ for which $(\text{CH}(a, b, d) \cap \text{CH}(b, c, d)) \setminus \text{CH}(b, d)$ contains arbitrarily close points is the arc of attachment of $Q_d(a, c)$.

We would think of orientation of a, b, c, d so that we would take advantage of circular order of touching points on circle d . Draw line (BC) through centers of b, c , and then name touching points on b as B_1, B_2 and point of intersection of $[DB]$ with $\text{Circ}(d)$ as B_0 so that moving from B_1 to B_0 to B_2 would be in counter clockwise order. By assumption, points B_0, A_0, C_0 appear in counter clockwise order. Besides, by Triangle Property (Lemma 3), D must be inside $\triangle ABC$, therefore, A, C are separated by (BD) , and, thus, C is in the same semiplane with respect to (BD) as point B_1 , and B_2 and A are in the opposite semiplane. See Figure 19 for illustration.

By Theorem 4, we have the following point order on d :

$$B_1, C_1, A_1, B_2, C_2, A_2, B_1.$$

Note that C_0 is located on arc $C_2\widehat{B_1}C_1$ because of the labelling assumption which states the counter clockwise points on d from $\text{CH}(c, d)$ is $C_2\widehat{C_0}C_1$. Thus, B_2 is contained on the complement arc $C_1\widehat{C_\infty}C_2$. The intersection of $C_1\widehat{C_\infty}C_2$ and $B_2\widehat{B_\infty}B_1$ gives arc $B_2\widehat{C_2}$.

Furthermore, A_0 is located on arc $A_1\widehat{B_2}A_2$, because of the labelling assumption, so $A_1\widehat{B_2}A_2 = A_1\widehat{A_0}A_2$. Thus, B_1 is on arc $A_2\widehat{A_\infty}A_1$. By the labelling assumption and Theorem 4, arc $B_2\widehat{C_2}A_2B_1 = B_2\widehat{B_\infty}B_1$, so the intersection of $B_2\widehat{B_\infty}B_1$ and $A_2\widehat{A_\infty}A_1$ gives arc $A_2\widehat{B_1}$.

Finally, A_1 is on arc $C_1\widehat{C_\infty}C_2$ and C_1 is on $A_2\widehat{A_\infty}A_1$, so $C_1\widehat{A_1}$ is a border arc of $\text{CH}(a, c, d)$ on d .

By Lemma 9, the following arcs on circle d are border arcs of corresponding convex hulls:

- $B_2\widehat{C_2}$ is a border arc of $\text{CH}(b, c, d)$;
- $A_2\widehat{B_1}$ is a border arc of $\text{CH}(a, b, d)$;
- $C_1\widehat{A_1}$ is a border arc of $\text{CH}(a, c, d)$.

By Lemma 9, $\widehat{C_2A_2}$ is where $Q_d(ac)$ is attached because $\widehat{C_1A_1}$ is a border arc of $\text{CH}(a, c, d)$.

Consider now the touching points on b . Denote by D_1, D_2 the touching points of the common tangents with d , so that d, b are connected by common tangents $[B_1D_1]$ and $[B_2, D_2]$. Note that D_1 is in the same semiplane with respect to (BD) as point B_1 , and D_2 is in the opposite semiplane.

Denote by C_b the touching point of the outer tangent between b, c , and A_b the touching point of the outer tangent between b, a . Then moving around b from D_1 to D_2 , we will meet C_b , then A_b . Note that arc $\widehat{C_bA_b}$ on b is part of the border of $\text{CH}(a, b, c)$, while arc $D_1\widehat{C_bA_b}$ is part of the border of $\text{CH}(a, b, d)$, and $C_b\widehat{A_bD_2}$ is a part of the border of $\text{CH}(b, c, d)$.

Here is the sequence of points on the border of $\text{CH}(b, d)$, when walking around this binary hull:

$$B_1, D_1, C_b, A_b, D_2, B_2, C_2, A_2, B_1,$$

and we summarize what we established earlier:

- segment $[B_1D_1]$ is on the border of $\text{CH}(a, b, d)$;
- arc $D_1\widehat{C_bA_b}$ of b is on the border of $\text{CH}(a, b, d)$;
- arc $A_b\widehat{D_2}$ of b is on the border of $\text{CH}(b, c, d)$;
- segment $[D_2B_2]$ is on the border of $\text{CH}(b, c, d)$;
- arc $B_2\widehat{C_2}$ on d is a part of the border of $\text{CH}(b, c, d)$;
- arc $\widehat{C_2A_2}$ of d is where $Q_d(a, c)$ is attached;
- arc $A_2\widehat{B_1}$ of d is a part of the border of $\text{CH}(a, b, d)$.

Therefore, there are no other points in $\text{CH}(a, b, d) \cap \text{CH}(b, c, d)$ than those in $\text{CH}(b, d) \cup Q_d(a, c)$. \square

Note. Since $Q_d(a, c) = \text{CH}(a, d) \cap \text{CH}(c, d) \setminus \tilde{d}$ and $\tilde{d} \subseteq \text{CH}(b, d)$, we can rewrite the conclusion of Lemma 16 as follows:

$$\begin{aligned} \text{CH}(a, b, d) \cap \text{CH}(b, c, d) &= \text{CH}(b, d) \cup (\text{CH}(a, d) \cap \text{CH}(c, d)) = \\ &= (\text{CH}(b, d) \cup \text{CH}(a, d)) \cap (\text{CH}(b, d) \cup \text{CH}(c, d)) \end{aligned}$$

The left side of equality involves “triple” convex hulls, while the right side is \cup, \cap -combination of “double” convex hulls. Remarkably, the only assumption is the tight implication $abc \rightarrow d$.

Theorem 7. *Assume that $abc \rightarrow d$ is a tight implication. Suppose that $\tilde{e} \subseteq \text{CH}(a, b, d) \cap \text{CH}(c, b, d)$, but $\tilde{e} \not\subseteq \text{CH}(b, d)$. Then $\tilde{e} \subseteq \text{CH}(a, d) \cap \text{CH}(c, d)$.*

Proof. By assumption, we have $\tilde{e} \subseteq \text{CH}(a, b, d) \cap \text{CH}(c, b, d) = \text{CH}(b, d) \cup Q_d(a, c)$. Since $\tilde{e} \not\subseteq \text{CH}(b, d)$, we cannot have $r_d = 0$ and $Q_d(a, c) = \emptyset$, thus, we must have point E_x from e in $Q_d(a, c)$.

By Lemma 2, if circle p is inscribed into angle, and w_1, w_2 are two areas: w_1 outside circle p and next to vertex of angle, and another outside of circle p and far from the vertex - then any other circle inside that angle cannot have points in both w_1 and w_2 . The version of this Lemma is also true in the case the tangents forming $Q_d(a, c)$ are parallel.

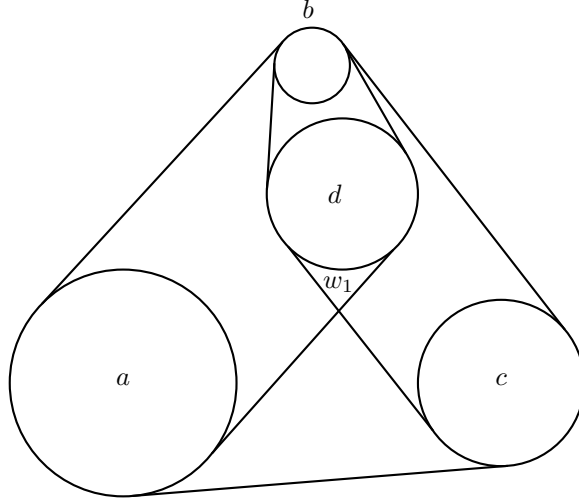


Figure 20: $w_1 = Q_d(ac)$

We have an application of this Lemma here: vertex of the angle is a point of intersection of tangents forming $Q_d(a, c)$, and circle d plays the role of p . Then $Q_d(a, c)$ is contained either in w_1 or w_2 from that Lemma. Say, the case on Figure 20 is $Q_d(a, c) = w_1$.

Thus, if e has a point in $Q_d(a, c)$, and e is contained in angle formed by extension of sides of $Q_d(a, c)$ from its vertex (which follows from $\tilde{e} \subseteq \text{CH}(b, d) \cup Q_d(a, c)$), then $\tilde{e} \subseteq \tilde{d} \cup Q_d(a, c)$. But then $\tilde{e} \subseteq \text{CH}(a, d)$, because $\tilde{d} \cup Q_d(a, c) \subseteq \text{CH}(a, d)$. Similarly, $\tilde{e} \subseteq \text{CH}(c, d)$. \square

We will say that implication $X \rightarrow d$ on circles is loose, if $d \in ch_c(X)$.

Corollary 8. *Let a, b, c, d, e be circles on the plane. If $abc \rightarrow d$ is tight, $abd \rightarrow e$ and $cbd \rightarrow e$ are loose, then either $bd \rightarrow e$, or $ad \rightarrow e$ and $cd \rightarrow e$.*

Proof. Indeed, if $e \notin ch_c(b, d)$, then, by Theorem 7, we will conclude that $e \in ch_c(a, d)$ and $e \in ch_c(c, d)$. \square

In the statement of the next corollary, we use the numbering of geometries given in [11] along with their implications. Elements of geometries 12, 15, 21,

23, 27, 33, and 47 have been relabeled to better fit the statement of Corollary 8.

Corollary 9. *The following geometries, identified here by their tight implications, are not representable by circles on the plane:*

- Geometry 12: $abc \rightarrow d$, $abd \rightarrow e$, and $cbd \rightarrow e$.*
- Geometry 15: $abc \rightarrow d$, $ab \rightarrow e$, and $cbd \rightarrow e$.*
- Geometry 18: $abc \rightarrow d$, $abd \rightarrow e$, $cbd \rightarrow e$, and $acd \rightarrow e$.*
- Geometry 21: $abc \rightarrow d$, $abd \rightarrow e$, $cbd \rightarrow e$, and $ace \rightarrow d$.*
- Geometry 23: $abc \rightarrow d$, $abd \rightarrow e$, $cbd \rightarrow e$, and $ac \rightarrow e$.*
- Geometry 26: $abc \rightarrow d$, $ad \rightarrow e$, and $cbd \rightarrow e$.*
- Geometry 27: $abc \rightarrow d$, $ab \rightarrow e$, $cbd \rightarrow e$, and $ace \rightarrow d$.*
- Geometry 33: $abc \rightarrow d$, $ab \rightarrow e$, and $cb \rightarrow e$.*
- Geometry 35: $abc \rightarrow d$, $ad \rightarrow e$, $cbd \rightarrow e$, and $ab \rightarrow e$.*
- Geometry 45: $abc \rightarrow d$, $ad \rightarrow e$, and $cb \rightarrow e$.*
- Geometry 47: $abc \rightarrow d$, $ab \rightarrow e$, $cb \rightarrow e$, and $ace \rightarrow d$.*
- Geometry 49: $abc \rightarrow d$, $ab \rightarrow e$, $cbd \rightarrow e$, and $ac \rightarrow e$.*
- Geometry 56: $abc \rightarrow d$, $ad \rightarrow e$, $cb \rightarrow e$, and $ab \rightarrow e$.*
- Geometry 60: $abc \rightarrow d$, $ad \rightarrow e$, $cbd \rightarrow e$, $ac \rightarrow e$, and $ab \rightarrow e$.*
- Geometry 70: $abc \rightarrow d$, $ab \rightarrow e$, $cb \rightarrow e$, and $ac \rightarrow e$.*
- Geometry 89: $abc \rightarrow d$, $a \rightarrow e$, and $cbd \rightarrow e$.*
- Geometry 94: $abc \rightarrow d$, $ad \rightarrow e$, $cb \rightarrow e$, $ac \rightarrow e$, and $ab \rightarrow e$.*
- Geometry 134: $abc \rightarrow d$, $a \rightarrow e$, and $bc \rightarrow e$.*

Proof. In all these geometries the assumptions of Corollary 8 hold, but the conclusion either does not follow from given implications, or make one of them not tight. \square

5.3 Surrounding and capturing

The following result describes the situation of “capturing” circle e surrounded within a special set-up of 4 other circles.

Theorem 10. *If $abc \rightarrow d$ is tight and $ad \rightarrow e$, $bd \rightarrow e$, $cd \rightarrow e$, then $d \rightarrow e$.*

Proof. Suppose the statement is proved when $r_d > 0$, and we have 5 circles with all assumptions of Theorem and $d = \{D\}$. Since $abc \rightarrow d$ is tight, D is an inner point of $\text{CH}(a, b, c)$. Therefore, we may set a small positive number as r_d so that $abc \rightarrow d$ still holds, as well as other assumptions $ad \rightarrow e$, $bd \rightarrow e$, $cd \rightarrow e$. Since we assumed that statement is proved for the case $r_d > 0$, we conclude that $d \rightarrow e$. This will hold for arbitrary $r_d > 0$, therefore, $e = \{D\} = d$, and we are done. Thus, we only prove Theorem under additional assumption that $r_d > 0$.

By Theorem 4, using the same labeling, the counterclockwise point order on d beginning at B_1 is $B_1, C_1, A_1, B_2, C_2, A_2$.

Now, by Lemma 16 arc $A_2\widehat{C_1}C_2$ is part of the border for $\text{CH}(a, d) \cap \text{CH}(c, d)$, and arc $C_1\widehat{C_2}B_1$ is part of the border for $\text{CH}(b, d) \cap \text{CH}(c, d)$, see Figure 19.

$A_2 \neq B_1$, else $d \in ch_c(a, b)$ and $abc \rightarrow d$ is not tight, and $C_1 \neq C_2$, since d is not contained in c , so the complements of the arcs mentioned above are disjoint. Therefore, the two arcs forming the borders of the convex hulls include the entire border of d . It follows that there is no point outside d from $CH(a, d) \cap CH(b, d) \cap CH(c, d)$. Thus $Q_d(abc) = \emptyset$ and $d \rightarrow e$. \square

Corollary 11. *The following geometries, identified here by their tight implications, are not representable by circles on the plane:*

Geometry 74: $abc \rightarrow d, ad \rightarrow e, bd \rightarrow e$ and $cd \rightarrow e$.

Geometry 96: $abc \rightarrow d, ad \rightarrow e, bd \rightarrow e, cd \rightarrow e$ and $ab \rightarrow e$.

Geometry 105: $abc \rightarrow d, ad \rightarrow e, bd \rightarrow e, cd \rightarrow e, ab \rightarrow e$ and $ac \rightarrow e$.

Geometry 143: $abc \rightarrow d, a \rightarrow e, bd \rightarrow e$ and $cd \rightarrow e$.

Geometry 147: $abc \rightarrow d, ad \rightarrow e, bd \rightarrow e, cd \rightarrow e, ab \rightarrow e, bc \rightarrow e$ and $ac \rightarrow e$.

Geometry 206: $abc \rightarrow d, a \rightarrow e, bd \rightarrow e, cd \rightarrow e$ and $bc \rightarrow e$.

Geometry 235: $abc \rightarrow d, a \rightarrow e, b \rightarrow e$ and $cd \rightarrow e$.

Geometry 351: $abc \rightarrow d, a \rightarrow e, b \rightarrow e$ and $c \rightarrow e$.

Proof. In all these geometries the assumptions of Theorem 10 hold, but the conclusion does not follow from given implications. \square

6 Representation of geometries by ellipses

In paper [14] it was shown that from 672 known non-isomorphic geometries on 5-element set 623 can be represented by circles on the plane. From remaining 49, 8 are not representable due to the Weak carousel property from [2] or the Triangle property from [14]. It turns out that all of these 49 geometry can be represented by ellipses. See appendix for the representations.

In recent paper [12], it was shown that there exist convex geometries not representable by ellipses. The result provides Erdős-Szekeres type of obstruction and follows from specific construction in [8] of arbitrary large families of convex sets on the plane with the list of specific properties, which cannot be realized by families of ellipses.

But no specific convex geometry defined by convex sets or implications was found so far that cannot be represented by ellipses. Also, the minimal cardinality of the base set of such convex geometry is not yet known.

7 Geometries with colors

In this section, we propose a method of expanding the number of convex geometries which can be represented with circles in the plane by defining several unary predicates on the set of circles in representations. For visualization purposes unary predicates can be shown as colors.

7.1 An operator on systems with unary predicates

In this section we consider a general approach of defining a special operator on sets with unary predicates.

In general a k -ary *predicate* on set X is a subset of X^k . In particular, for $k = 1$, a unary predicate P is a subset of X . Predicates are parts of the language of general algebraic systems, that may have, besides predicates, some functions defined on base set of a system. A unary predicate can distinguish elements from X with a special property.

Suppose P_1, \dots, P_s are s unary predicates on set X , thus, we think of $\langle X; \{P_1, \dots, P_s\} \rangle$ as an algebraic predicate system. For every $z \in X$ define $P(z) = \{k : z \in P_k\}$.

Define an operator $\mathcal{S} : 2^X \rightarrow 2^X$ as follows:

$$\mathcal{S}(Y) = \{z \in X : P(z) \subseteq \bigcup_{y \in Y} P(y)\}.$$

Lemma 17. \mathcal{S} is a closure operator on X .

Proof. Apparently, this operator is increasing and monotone. So we only need to check that it is idempotent: $\mathcal{S}(\mathcal{S}(Y)) = \mathcal{S}(Y)$. Indeed, $\mathcal{S}(\mathcal{S}(Y)) = \{z \in X : P(z) \subseteq \bigcup_{y \in \mathcal{S}(Y)} P(y)\} = \{z \in X : P(z) \subseteq \bigcup_{y \in Y} P(y)\} = \mathcal{S}(Y)$. \square

The following example shows that \mathcal{S} does not necessarily satisfy the anti-exchange property.

Example 1.

Consider $X = \{x, z, y_1, y_2, w\}$ and $P_1 = \{x, z, y_2\}$, $P_2 = \{z, y_1\}$. Then $P(x) = \{1\}$, $P(z) = \{1, 2\}$, $P(y_1) = \{2\}$, $P(y_2) = \{1\}$, $P(w) = \emptyset$. One can check that the range of \mathcal{S} in 2^X is $\{w, y_1w, xy_2w, X\}$.

Note that \mathcal{S} does not satisfy the anti-exchange property: set xy_2w covers w in the lattice of closed sets, but the difference between the two subsets is 2 elements. \square

Suppose now that we have another closure operator $\phi : 2^X \rightarrow 2^X$ on X . We then can define an associated operator $\phi_{\mathcal{S}} : 2^X \rightarrow 2^X$ on $\langle X; \{P_1, \dots, P_s\} \rangle$ as follows:

$$\phi_{\mathcal{S}}(Y) = \phi(Y) \cap \mathcal{S}(Y).$$

Lemma 18. $\phi_{\mathcal{S}}$ is a closure operator. Moreover, $\phi_{\mathcal{S}}(Y) \subseteq \phi(Y)$, for any $Y \in 2^X$, therefore, all ϕ -closed sets are simultaneously $\phi_{\mathcal{S}}$ -closed.

Proof. Since both ϕ and \mathcal{S} are closure operators, so is operator $\phi_{\mathcal{S}}$, which incidentally equals the greatest lower bound of two operators on poset of closure operators on X . In particular, $\phi_{\mathcal{S}}(Y) \subseteq \phi(Y)$ for any $Y \in 2^X$. Therefore, every $\phi(Y)$ is also closed for $\phi_{\mathcal{S}}$. Indeed, $\phi(Y) \subseteq \phi_{\mathcal{S}}(\phi(Y)) \subseteq \phi(\phi(Y)) = \phi(Y)$, i.e., $\phi_{\mathcal{S}}(\phi(Y)) = \phi(Y)$. \square

The poset of closure operators on set X was studied in J.B. Nation [13].

Unfortunately, operator $\phi_{\mathcal{S}}$ might not satisfy the anti-exchange property, even if ϕ does. This is due to the earlier observation that \mathcal{S} may fail the anti-exchange property.

Example 2.

Consider 4-element base set $X = \{x, z, y_1, y_2\}$ and linear convex geometry (X, ϕ) with following convex sets: $\{\emptyset, x, xy_1, xzy_1, xzy_1y_2\}$. Suppose $P_1 = \{x, z\}$ and $P_2 = \{y_1, y_2\}$ are two predicates on X .

Then $\phi_{\mathcal{S}}(\{y_1, y_2\}) = \{y_1, y_2\}$, because ϕ -closure is the whole set and $\mathcal{S}(\{y_1, y_2\}) = \{y_1, y_2\}$. Thus, $Y = \{y_1, y_2\}$ is $\phi_{\mathcal{S}}$ -closed set. Moreover, z is in $\phi_{\mathcal{S}}(Y \cup \{x\})$, because z is in P_1 together with x , and z is in $\phi(Y \cup \{x\})$. But the same is true when they are switched: x is in $\phi_{\mathcal{S}}(Y \cup \{z\})$. Thus, we can exchange elements x, z and anti-exchange fails. This is shown by the fact that in the lattice of closed sets of $\phi_{\mathcal{S}}$ from element Y to X there is no progression by adding one element: one would jump by two elements x, z . \square

Example 3.

We could change the predicates on X from Example 2 and get an extension of convex geometry (X, ϕ) in that example. Let $P_1 = \{z, y_2\}$, $P_2 = \{x\}$. Then $P(y_1) = \emptyset, P(z) = P(y_2) = \{1\}, P(x) = \{2\}$.

We verify that there are new closed sets $\{y_1\}, \{zy_1\}, \{z, y_1, y_2\}$ for operator $\phi_{\mathcal{S}}$. Moreover, the operator is with the anti-exchange property. \square

What was shown in Example 3 is possible to achieve for convex geometries given by circle configuration. Introducing one, two or three predicates to circle configuration, it is possible to represent all 5-element geometries that are not representable by circles only.

Example 4.

It was shown in Corollary 9 that G134 is not representable by circles. G134 is given by the following implications on $X = \{a, b, c, d, e\}$:

$$abc \rightarrow d, bc \rightarrow e, a \rightarrow e$$

The geometry $G = (X, \text{CH})$ on same set X as circles, with closure operator CH, represented on Figure 21 satisfies these implications, except $abc \rightarrow d$ is not tight, and can be replaced by $bc \rightarrow d$.

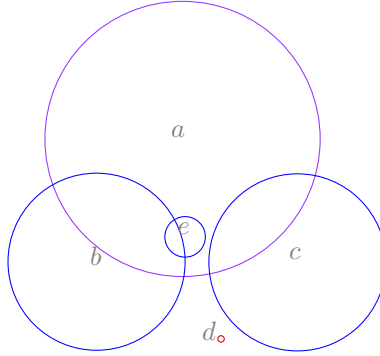


Figure 21: $abc \rightarrow de, bc \rightarrow e, a \rightarrow e, C_1 = \{a, b, c, e\}, C_2 = \{a, d\}$

It can be checked directly that the family of closed sets of G134 has bce , which is not closed in G .

We can introduce two predicates $C_1 = \{a, b, c, e\}$ and $C_2 = \{a, d\}$ on X , which results in the following family of closed sets for operator \mathcal{S} :

$$\emptyset, d, bce, X$$

Note that sets \emptyset and d are already closed in G , and proper intersections of closed sets of G with bce give b, c, e, be, ce , which are already CH-closed. Therefore, bce is the only new closed set of operator $\text{CH}_{\mathcal{P}}$ compared to CH. Moreover, set $bced$ is CH-closed set, which is one-point extension of bce . This means that $\text{CH}_{\mathcal{P}}$ has exactly one more closed set than CH and it satisfies the anti-exchange property. \square

7.2 Sufficient condition for representation with unary predicates

We are going to formulate a sufficient property of operator \mathcal{S} so that a closure system with operator ϕ can be expanded by \mathcal{S} -closed sets so that $\phi_{\mathcal{S}}$ still satisfies the anti-exchange property. Let \mathcal{C}_{ϕ} be the family of ϕ -closed sets.

Recall, say, from [6] that subset $Y \subseteq X$ is called *quasi-closed* w.r.to operator ϕ , if it is not in \mathcal{C}_{ϕ} and $\mathcal{C}_{\phi} \cup \{Y\}$ is closed under the intersection, i.e., it is a family of closed sets of another closure operator. Such property is equivalent to:

$$Z \cap Y \in \mathcal{C}_{\phi} \text{ or } Z \cap Y = Y$$

for all $Z \in \mathcal{C}_{\phi}$.

Lemma 19. *Suppose ϕ is a closure operator with the anti-exchange property defined on set X , and operator \mathcal{S} is defined by unary predicates P_1, \dots, P_k on X . Assume that every \mathcal{S} -closed set is either ϕ -closed or quasi-closed w.r.t. ϕ , and in latter case has one-element extension in \mathcal{C}_{ϕ} . Then $\phi_{\mathcal{S}}$ satisfies the anti-exchange property as well.*

Proof. $\phi_{\mathcal{S}}$ -closed sets are of the form $C \cap L$, where $C \in \mathcal{C}_{\phi}$ and L is \mathcal{S} -closed. By the definition, it is either in \mathcal{C}_{ϕ} , or it is L . Thus only \mathcal{S} -closed sets may be added to the family of ϕ -closed sets. By assumption, all \mathcal{S} -closed sets have one-element extensions in \mathcal{C}_{ϕ} , thus, adding them to \mathcal{C}_{ϕ} will give us a closure system with one-point extension, which is equivalent to $\phi_{\mathcal{S}}$ to satisfy the anti-exchange property. \square

Revisiting Example 4, note that the closed sets of operator \mathcal{S} are

$$\emptyset, d, bce, X$$

From these, only bce is not ϕ -closed. We check that all proper intersections of this set with ϕ -closed sets give c, e, be, b, ce , which are ϕ -closed. Therefore, bce is quasi-closed. It also has one-element extension among ϕ -closed sets. Therefore, Lemma 19 applies.

The next example shows that Lemma 19 allows some further generalization.

Example 5.

Consider representation of $G7$ (id: 4294924159 in [14]) by circles with predicates given by implications

$$acd \rightarrow e, abd \rightarrow e, abc \rightarrow e$$

We start with representation of $G7$ on 4-element set $\{b, c, d, e\}$, with id:65303 from [14]. It is defined by implications

$$cd \rightarrow e, bd \rightarrow e, bc \rightarrow e$$

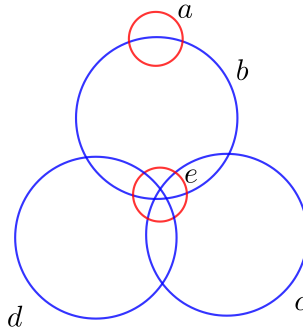


Figure 22

If we ignore color-predicates on Figure 22, then we get representation of $G52$ (id: 4294907671 in [14]) on $X = \{a, b, c, d, e\}$ with implications

$$cd \rightarrow e, bd \rightarrow e, bc \rightarrow e,$$

i.e., b, c, d, e represent $G7$ on $\{b, c, d, e\}$, and a is added so that a does not participate in any implication.

We can introduce two predicates on X : red and blue, where $R = \{a, e\}$ and $B = \{b, c, d\}$, as on Figure 22. This gives the \mathcal{S} -closed sets:

$$\emptyset, ae, bcd, X$$

This time, \emptyset, ae, X are closed in $G52 = (X, \phi)$, while bcd is neither closed nor quasi-closed, and intersections of bcd with ϕ -closed sets give non-closed sets for ϕ :

$$bc, bd, cd.$$

All of these are quasi-closed w.r.t. ϕ , and they have one-point extensions in C_ϕ : bce, bde, cde , respectively. Similarly, bcd has one-point extension $bcde$ in C_ϕ . Thus, sets bc, cd, bd, bcd can be added to C_ϕ preserving one-point extension property, which guarantees that C_ϕ has AEP.

Adding bc, cd, bd, bcd to ϕ -closed sets, make all subsets of $\{b, c, d, e\}$ $\phi_{\mathcal{S}}$ -closed, but $abc, acd, abd, abcd$ are still not closed, which gives needed implications describing $\phi_{\mathcal{S}}$:

$$acd \rightarrow e, abd \rightarrow e, abc \rightarrow e.$$

This example shows that we can extend assumptions of Lemma 19 to sets that are the *intersections* of ϕ -closed and \mathcal{S} -closed sets, and obtain the same conclusion.

7.3 Geometry that requires more than 2 colors

In Appendix A we show colored representations of all convex geometries on 5-element set which cannot be represented by circles. Most of them require only one or two colors for representation by colored circles. Only one geometry, G18 requires three colors, which is demonstrated in this section.

Proposition 12. *Convex geometry G18 on 5-element set defined by implications:*

$$abc \rightarrow de, acd \rightarrow e, bcd \rightarrow e, abd \rightarrow e$$

cannot be represented by circles with coloring by at most two colors.

Proof. Assume that we have representation of G18 by 5 circles with at most two colors c_1 and c_2 . Let A, B, C, D, E be color sets of a, b, c, d, e respectively. Since we have $abc \rightarrow d$ tight, $abd \rightarrow e$ and $bcd \rightarrow e$, by Corollary 8 we have either $bd \rightarrow e$ or $ad \rightarrow e$ and $cd \rightarrow e$ that hold by the convex hull operator on circles. We study both of these cases and show that we get to a contradiction.

Case 1: Assume that $ad \rightarrow e$ and $cd \rightarrow e$ hold. Since $ad \rightarrow e$ and $cd \rightarrow e$ by the convex hull operator, we need to have some color $c_1 \in E$ such that $c_1 \notin D$, $c_1 \notin C$ and $c_1 \notin A$. Thus $A, C, D \subseteq \{c_2\}$. Thus $acd \rightarrow e$ does not hold with the new CH_C operator, since $c_1 \in E$ and $A, C, D = \{c_2\}$. This brings to the contradiction.

Case 2: $bd \rightarrow e$. We further split it into two sub-cases:

Case 2.1: Suppose $cd \rightarrow e$ holds for the convex hull operator on circles. Since $bd \rightarrow e$ and $cd \rightarrow e$ by the convex hull operator, we need to have some color $c_1 \in E$ such that $c_1 \notin D$, $c_1 \notin C$ and $c_1 \notin B$. Thus $B, C, D \subseteq \{c_2\}$ and $bcd \rightarrow e$ does not hold with the new CH_C operator. This brings to the contradiction.

Case 2.2: Assume that $cd \not\rightarrow e$. We use Corollary 8 again, relabelling b with c . Since $abc \rightarrow d$ tight, $acd \rightarrow e$ and $bcd \rightarrow e$, by Corollary 8 we have either $cd \rightarrow e$ or $ad \rightarrow e$ and $bd \rightarrow e$. Now, since $cd \not\rightarrow e$, we have $ad \rightarrow e$ and $bd \rightarrow e$. Since $ad \rightarrow e$ and $bd \rightarrow e$ hold for the convex hull operator, we need to have some color $c_1 \in E$ such that $c_1 \notin D$, $c_1 \notin B$ and $c_1 \notin A$. Thus $A, B, D \subseteq \{c_2\}$. Thus, $abd \rightarrow e$ does not hold with the new CH_C operator, bringing to the contradiction. \square

On the other hand, the representation with three colors is possible and it is shown on Figure 78.

8 Acknowledgments.

The paper follows up [14] completed by the team of 18 undergraduate and 2 graduate students in 2020, in the framework of PolyMath - 2020 project. We thank participants of the original project who continued to support the work of the current group in various capacities: Fernanda Yopez-Lopez, Rohit Pai and Stephanie Zhou.

Address for correspondence:

Kira Adaricheva, Department of Mathematics, Hofstra University, Hempstead NY, 11549

Email address: Kira.Adaricheva@Hofstra.edu

References

- [1] K. Adaricheva, B. Brubaker, P. Devlin, S. J. Miller, V. Reiner, A. Seceleanu, A. Sheffer, and Y. Zeytuncu, *When life gives you lemons, make mathematicians*, Notices of AMS, March 2021, 375–78.
- [2] K. Adaricheva, M. Bolat, *Representation of finite convex geometries by circles on the plane*, Discrete Mathematics v.342 (2019), N3, 726-746.
- [3] Adaricheva K.V., Gorbunov V.A., Tumanov V.I., *Join-semidistributive lattices and convex geometries*, Advances in Mathematics 173(2003), 1-49.
- [4] K. Adaricheva, J.B.Nation, *Convex geometries*, in Lattice Theory: Special Topics and Applications, v.2, G. Grätzer and F. Wehrung, eds. Springer, Basel, 2016.
- [5] K. Adaricheva, J.B.Nation, *Bases in closure systems*, in Lattice Theory: Special Topics and Applications, v.2, G. Grätzer and F. Wehrung, eds. Springer, Basel, 2016.
- [6] N. Caspard and B. Monjardet, *The lattices of closure systems, closure operators, and implicational systems on a finite set: a survey*, Disc. Appl. Math. **127** (2003), 241–269.
- [7] G. Czédli, *Finite Convex Geometries of Circles*. Discrete Mathematics 330 (2014), 61–75.
- [8] M.G.Dobbins, A.Holmes, A.Hubard, *Regular systems of paths and families of convex sets in convex position*, Trans. AMS 368 (2016), N5, 3271–3303.
- [9] P.H. Edelman and R.E. Jamison, *The Theory of Convex Geometries*. Geom Dedicata 19 (1985), 247–274.
- [10] P.H. Edelman and M. Saks, *Combinatorial representation and convex dimension of convex geometries*. Order 5 (1988), 23–32.
- [11] GeoGebra Toolkit <https://www.geogebra.org/classic/dk88mrgu>
- [12] J. Kincses, *On the representation of finite convex geometries with convex sets*, Acta Sci. Math.83 (2017).
- [13] J.B.Nation, *Closure operators and lattice extensions*. Order 21 (2004), 43–48.
- [14] PolyMath REU-2020, *Convex geometries representable by at most 5 circles on the plane*, arxiv: 2008.13077

Appendices

A Ellipse Representations

4

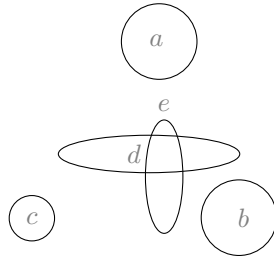


Figure 23: $abc \rightarrow de$

7

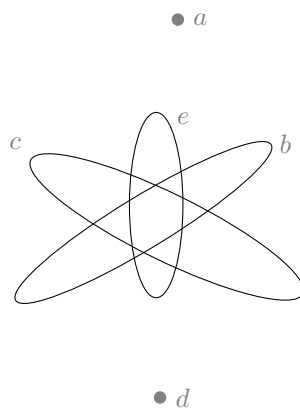


Figure 24: $acd \rightarrow e, abd \rightarrow e, abc \rightarrow e$

11

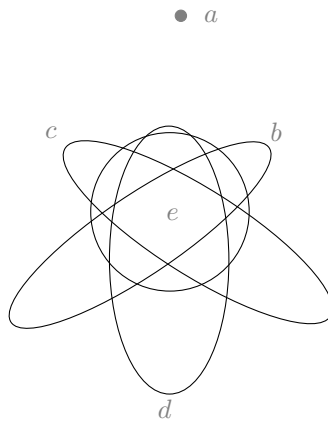


Figure 25: $bcd \rightarrow e, acd \rightarrow e, abd \rightarrow e, abc \rightarrow e$

12

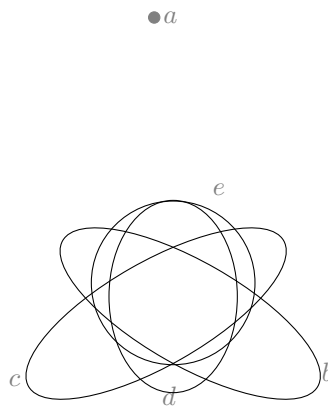


Figure 26: $acd \rightarrow e, abd \rightarrow e, abc \rightarrow de$

14

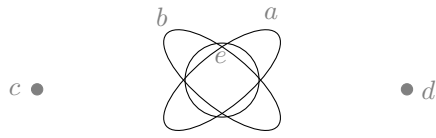


Figure 27: $bcd \rightarrow e, acd \rightarrow e, ab \rightarrow e$

15

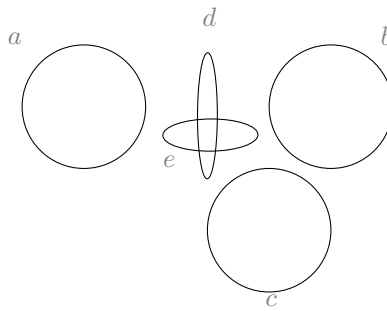


Figure 28: $acd \rightarrow e, abc \rightarrow de, ab \rightarrow e$

18

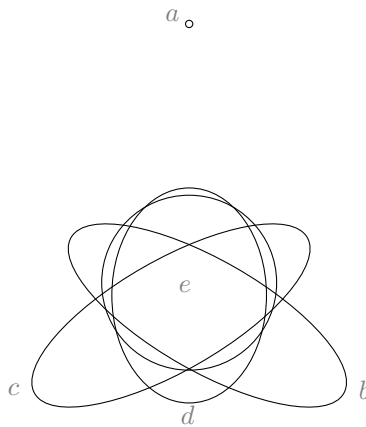


Figure 29: $bcd \rightarrow e, acd \rightarrow e, abd \rightarrow e, abc \rightarrow de$

21

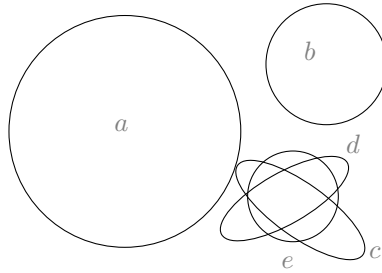


Figure 30: $abe \rightarrow d, bcd \rightarrow e, acd \rightarrow e, abc \rightarrow de$

23

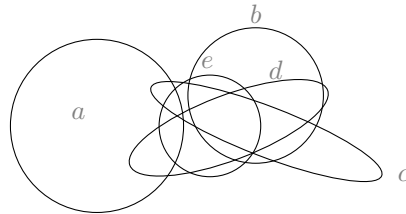


Figure 31: $bcd \rightarrow e, acd \rightarrow e, abc \rightarrow de, ab \rightarrow e$

26

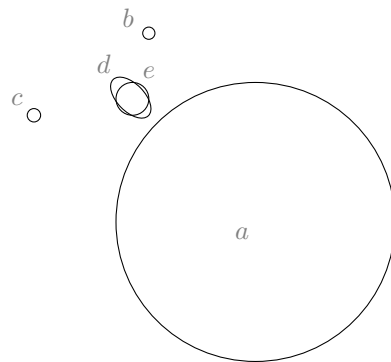


Figure 32: $bcd \rightarrow e, ad \rightarrow e, abc \rightarrow de$

27

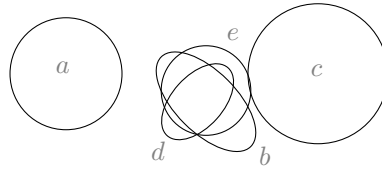


Figure 33: $abe \rightarrow d, bcd \rightarrow e, abc \rightarrow de, ac \rightarrow e$

33

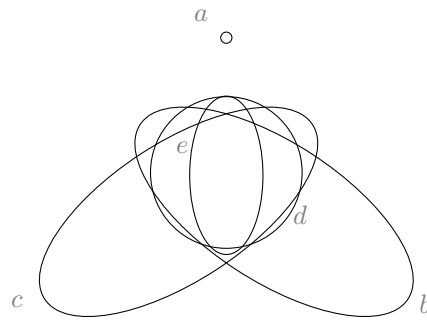


Figure 34: $abc \rightarrow de, ac \rightarrow e, ab \rightarrow e$

34

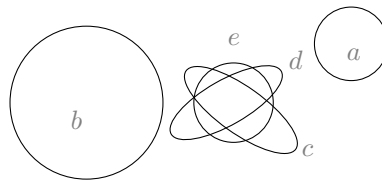


Figure 35: $bcd \rightarrow e, acd \rightarrow e, abc \rightarrow de, ab \rightarrow d$

35

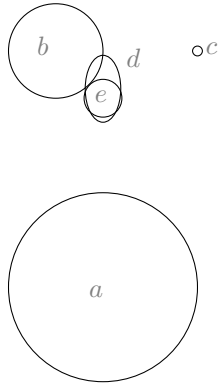


Figure 36: $bcd \rightarrow e, ad \rightarrow e, abc \rightarrow de, ab \rightarrow e$

39

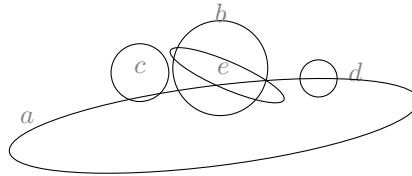


Figure 37: $bcd \rightarrow e, acd \rightarrow e, ab \rightarrow de$

43

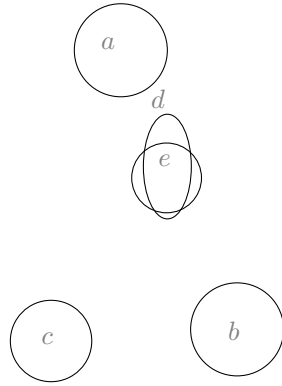


Figure 38: $ace \rightarrow d, bcd \rightarrow e, ab \rightarrow de$

45

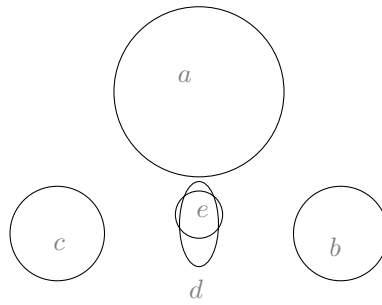


Figure 39: $ad \rightarrow e, abc \rightarrow de, bc \rightarrow e$

46

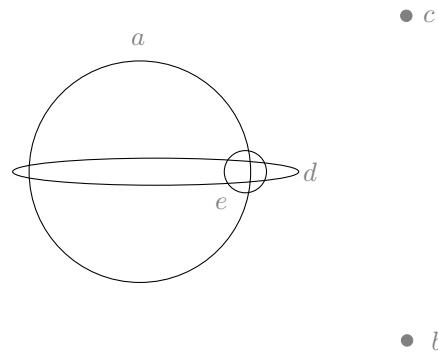


Figure 40: $bcd \rightarrow e, ad \rightarrow e, ac \rightarrow e, ab \rightarrow e$

47

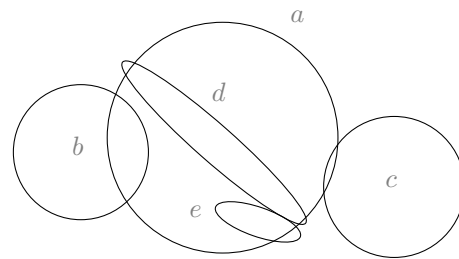


Figure 41: $abe \rightarrow d, abc \rightarrow de, bc \rightarrow e, ac \rightarrow e$

49

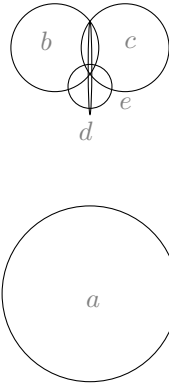


Figure 42: $bcd \rightarrow e, abc \rightarrow de, ac \rightarrow e, ab \rightarrow e$

54

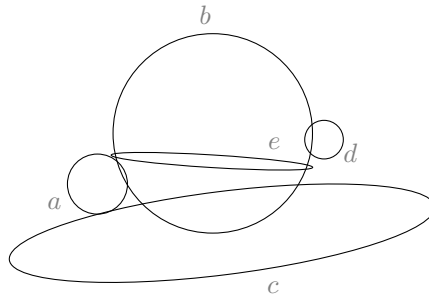


Figure 43: $bcd \rightarrow e, acd \rightarrow e, ab \rightarrow cde$

56

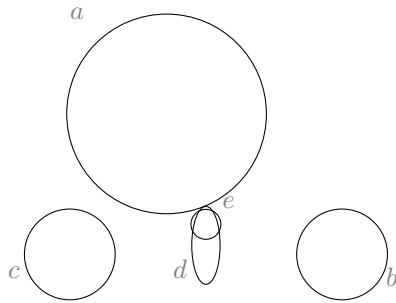


Figure 44: $ad \rightarrow e, abc \rightarrow de, bc \rightarrow e, ab \rightarrow e$

57

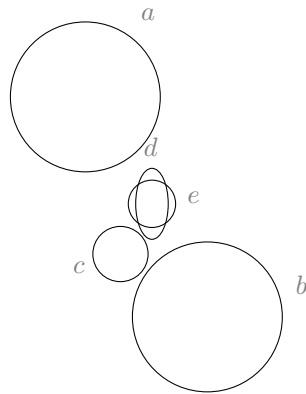


Figure 45: $ace \rightarrow d, bcd \rightarrow e, ab \rightarrow cde$

60

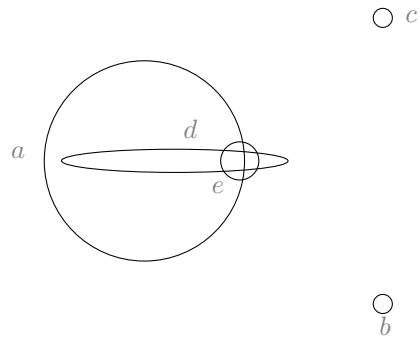


Figure 46: $bcd \rightarrow e, ad \rightarrow e, abc \rightarrow de, ac \rightarrow e, ab \rightarrow e$

69

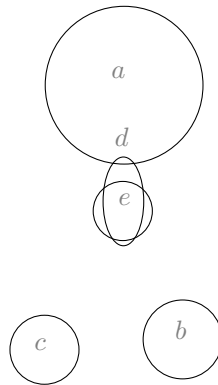


Figure 47: $bcd \rightarrow e, ac \rightarrow d, ab \rightarrow de$

70

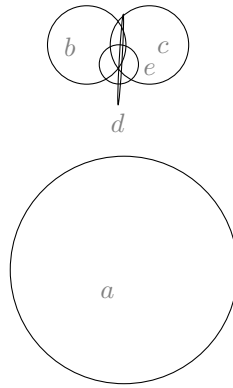


Figure 48: $abc \rightarrow de, bc \rightarrow e, ac \rightarrow e, ab \rightarrow e$

74

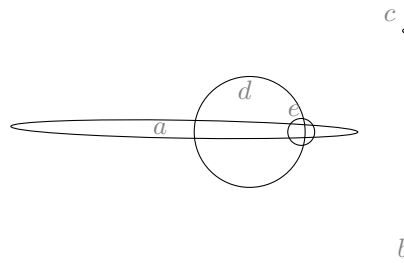


Figure 49: $cd \rightarrow e, bd \rightarrow e, ad \rightarrow e, abc \rightarrow de$

84

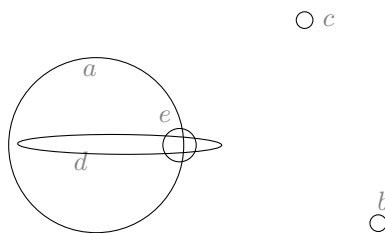


Figure 50: $bcd \rightarrow e, ad \rightarrow e, ac \rightarrow e, ab \rightarrow de$

87

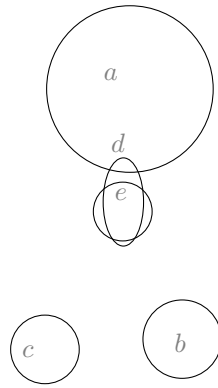


Figure 51: $bcd \rightarrow e, ac \rightarrow de, ab \rightarrow de$

89

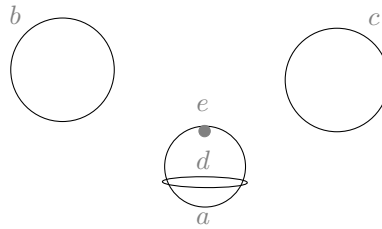


Figure 52: $bcd \rightarrow e, abc \rightarrow de, a \rightarrow e$

94

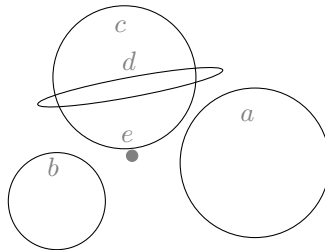


Figure 53: $abc \rightarrow de, ad \rightarrow e, bc \rightarrow e, ac \rightarrow e, ab \rightarrow e$

95

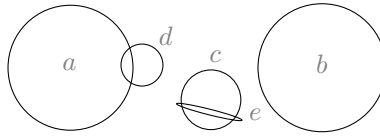


Figure 54: $bcd \rightarrow e, ac \rightarrow d, ab \rightarrow cde$

96

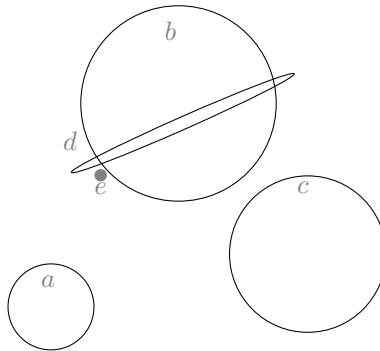


Figure 55: $abc \rightarrow de, cd \rightarrow e, bd \rightarrow e, ad \rightarrow e, ab \rightarrow e$

105

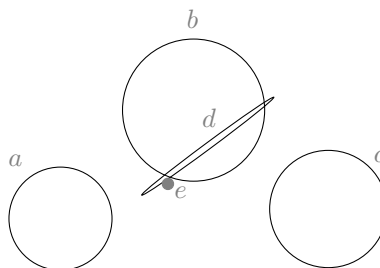


Figure 56: $cd \rightarrow e, bd \rightarrow e, ad \rightarrow e, abc \rightarrow de, ac \rightarrow e, ab \rightarrow e$

114

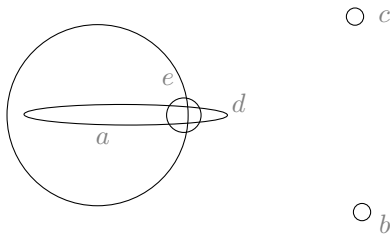


Figure 57: $bcd \rightarrow e, ad \rightarrow e, ac \rightarrow de, ab \rightarrow de$

115

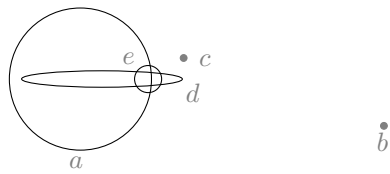


Figure 58: $bcd \rightarrow e, ad \rightarrow e, ac \rightarrow e, ab \rightarrow cde$

122

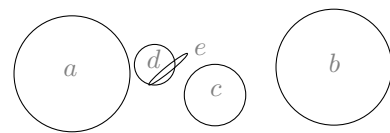


Figure 59: $bcd \rightarrow e, ac \rightarrow de, ab \rightarrow cde$

129

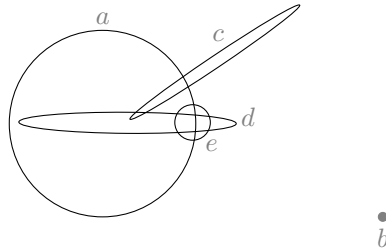


Figure 60: $ad \rightarrow e, bc \rightarrow e, ac \rightarrow e, ab \rightarrow de$

132

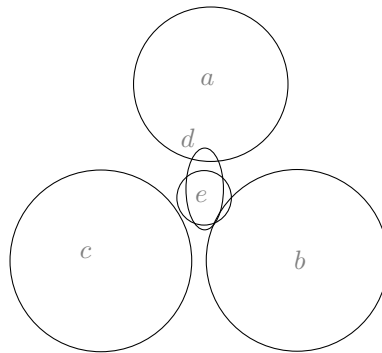


Figure 61: $bc \rightarrow e, ac \rightarrow de, ab \rightarrow de$

134

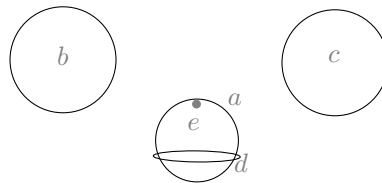


Figure 62: $abc \rightarrow de, bc \rightarrow e, a \rightarrow e$

143

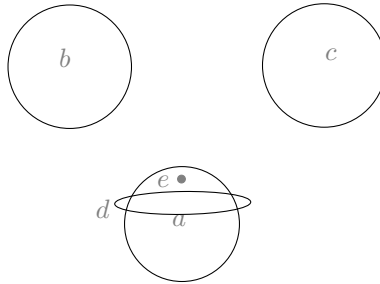


Figure 63: $cd \rightarrow e, bd \rightarrow e, abc \rightarrow de, a \rightarrow e$

147

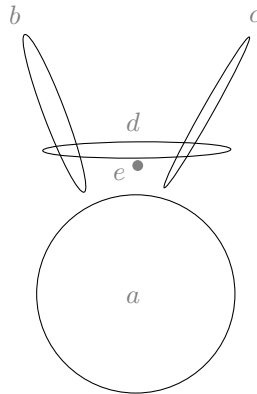


Figure 64: $cd \rightarrow e, bd \rightarrow e, ad \rightarrow e, abc \rightarrow de, bc \rightarrow e, ac \rightarrow e, ab \rightarrow e$

153

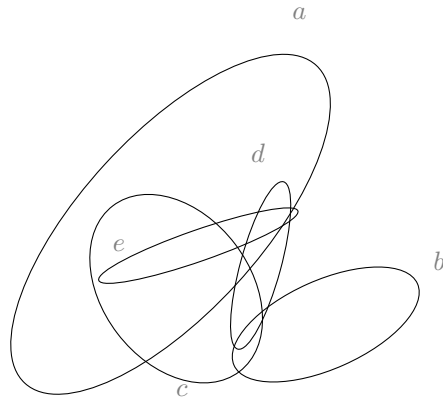


Figure 65: $bcd \rightarrow e, ad \rightarrow e, ac \rightarrow de, ab \rightarrow cde$

161

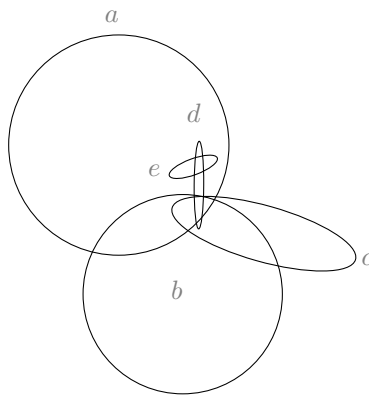


Figure 66: $bcd \rightarrow e, ac \rightarrow de, ab \rightarrow de, a \rightarrow e$

175

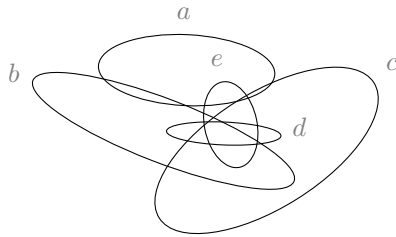


Figure 67: $bc \rightarrow de, ac \rightarrow de, ab \rightarrow de$

206

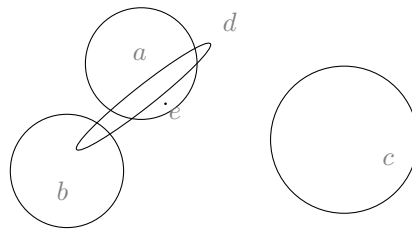


Figure 68: $cd \rightarrow e, bd \rightarrow e, abc \rightarrow de, bc \rightarrow e, a \rightarrow e$

211




Figure 69: $bcd \rightarrow e, ac \rightarrow de, ab \rightarrow cde, a \rightarrow e$

235

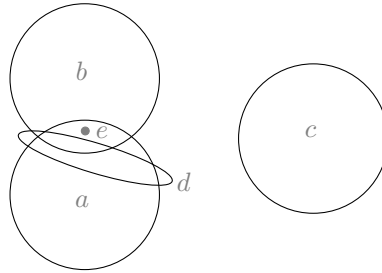


Figure 70: $cd \rightarrow e, abc \rightarrow de, b \rightarrow e, a \rightarrow e$

351

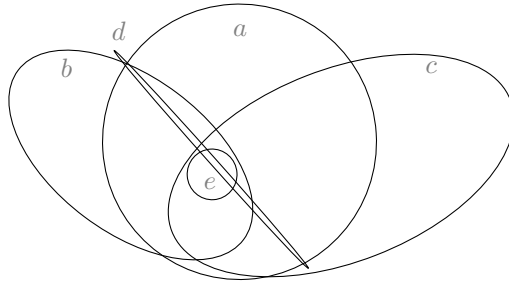


Figure 71: $abc \rightarrow de, c \rightarrow e, b \rightarrow e, a \rightarrow e$

B Circle Coloring Representations

4

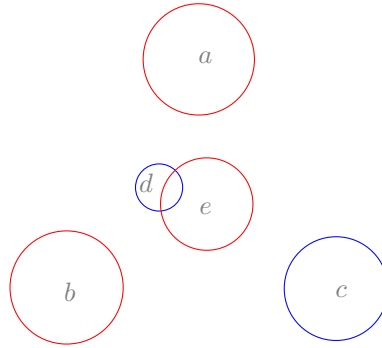


Figure 72: $abc \rightarrow de$, $C_1 = \{a, b, e\}$, $C_2 = \{c, d\}$

7

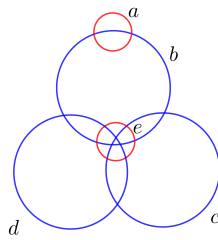


Figure 73: $acd \rightarrow e$, $abd \rightarrow e$, $abc \rightarrow e$, $C_1 = \{b, c, d\}$, $C_2 = \{a, e\}$

11

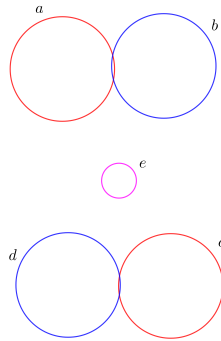


Figure 74: $acd \rightarrow e, abd \rightarrow e, abc \rightarrow e, bcd \rightarrow e, C_1 = \{a, c, e\}, C_2 = \{b, d, e\}$

12

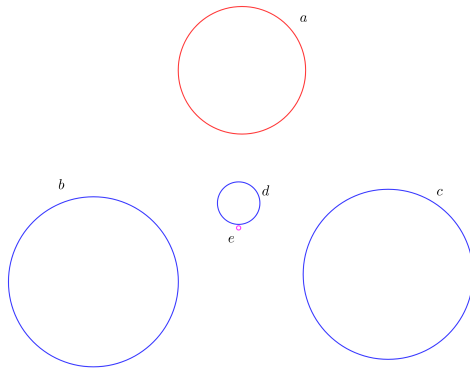


Figure 75: $acd \rightarrow e, abd \rightarrow e, abc \rightarrow de, C_1 = \{a, e\}, C_2 = \{b, c, d, e\}$

14

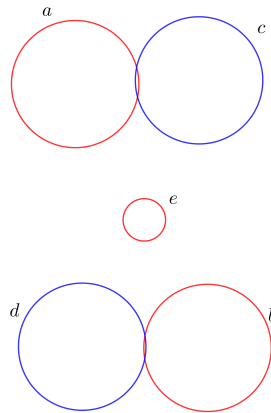


Figure 76: $bcd \rightarrow e, acd \rightarrow e, ab \rightarrow e, C_1 = \{a, b, e\}, C_2 = \{c, d\}$

15

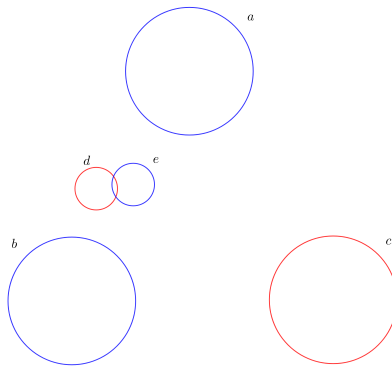


Figure 77: $acd \rightarrow e, ab \rightarrow e, abc \rightarrow de, C_1 = \{a, b, e\}, C_2 = \{c, d\}$

18

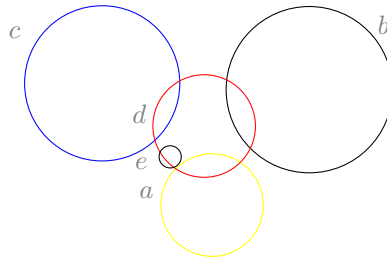


Figure 78: $abc \rightarrow de, acd \rightarrow e, bcd \rightarrow e, abd \rightarrow e, C_1 = \{b, d, e\}, C_2 = \{b, c, e\}, C_3 = \{a, b, e\}$

21

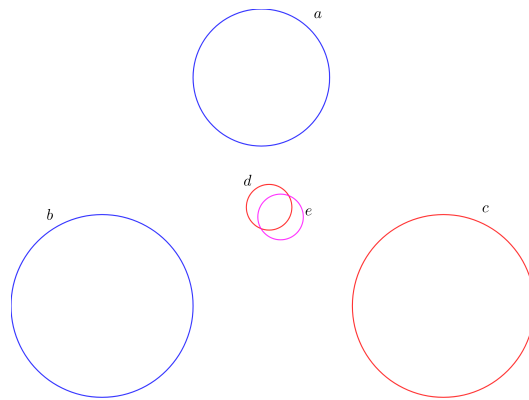


Figure 79: $abe \rightarrow d, bcd \rightarrow e, acd \rightarrow e, abc \rightarrow de, C_1 = \{a, b, e\}, C_2 = \{c, d, e\}$

23

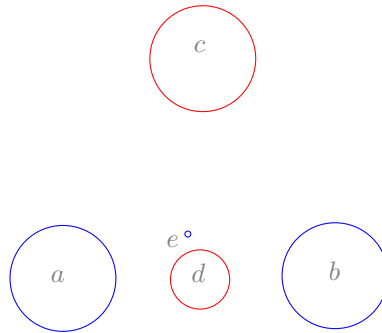


Figure 80: $bcd \rightarrow e, acd \rightarrow e, abc \rightarrow de, ab \rightarrow e, C_1 = \{a, b, e\}, C_2 = \{c, d\}$

26

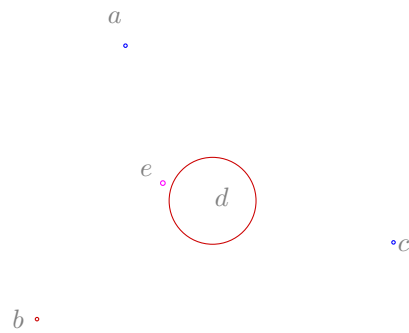


Figure 81: $bcd \rightarrow e, ad \rightarrow e, abc \rightarrow de, C_1 = \{a, c, e\}, C_2 = \{b, d\}$

27

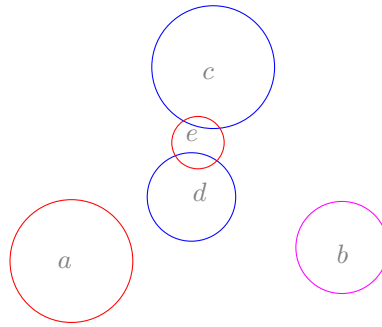


Figure 82: $abe \rightarrow d, bcd \rightarrow e, abc \rightarrow de, ac \rightarrow e, C_1 = \{b, c, d\}, C_2 = \{a, b, e\}$

33

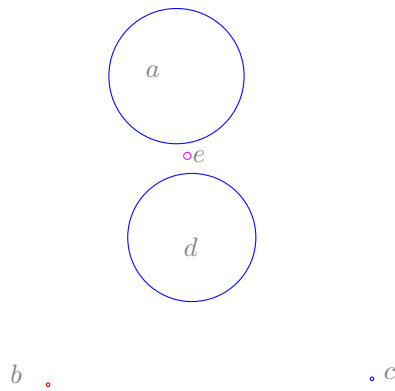


Figure 83: $abc \rightarrow de, ac \rightarrow e, ab \rightarrow e, C_1 = \{a, c, d, e\}, C_2 = \{b, e\}$

34

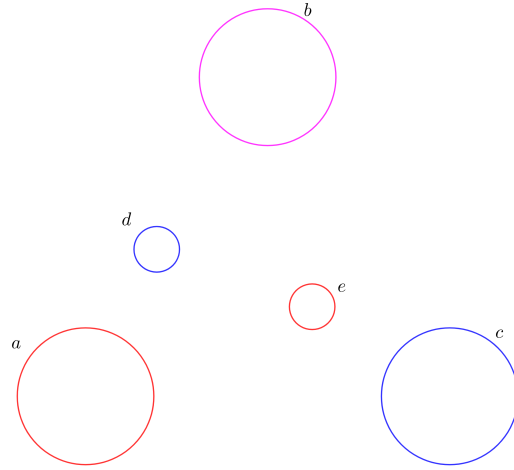


Figure 84: $bcd \rightarrow e, acd \rightarrow e, abc \rightarrow de, ab \rightarrow d, C_1 = \{a, b, e\}, C_2 = \{b, c, d\}$

35

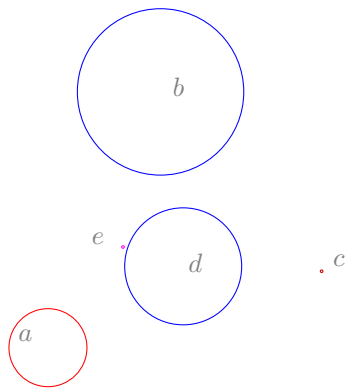


Figure 85: $bcd \rightarrow e, ad \rightarrow e, abc \rightarrow de, ab \rightarrow e, C_1 = \{a, c, e\}, C_2 = \{b, d, e\}$

39

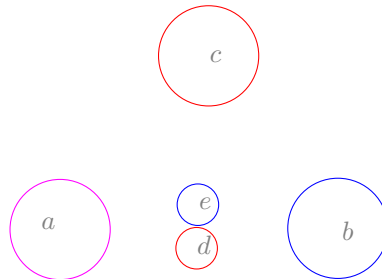


Figure 86: $bcd \rightarrow e, acd \rightarrow e, ab \rightarrow de, C_1 = \{a, c, d\}, C_2 = \{a, b, e\}$

43

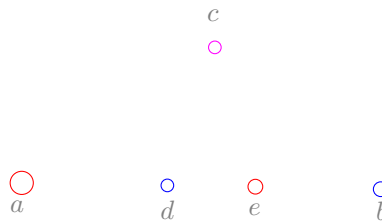


Figure 87: $ace \rightarrow d, bcd \rightarrow e, ab \rightarrow de, C_1 = \{a, c, e\}, C_2 = \{b, c, d\}$

45

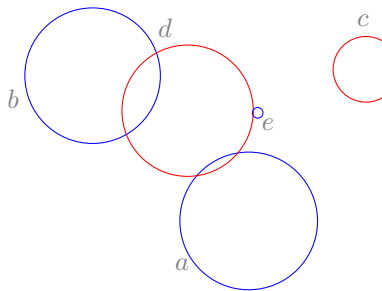


Figure 88: $abc \rightarrow de, bc \rightarrow e, ad \rightarrow e, C_1 = \{a, b, e\}, C_2 = \{c, d\}$

46

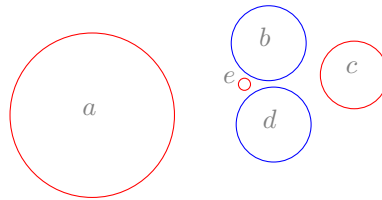


Figure 89: $bcd \rightarrow e, ad \rightarrow e, ac \rightarrow e, ab \rightarrow e, C_1 = \{b, d\}, C_2 = \{a, c, e\}$

47

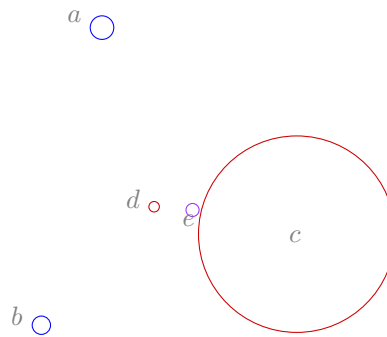


Figure 90: $abe \rightarrow d, abc \rightarrow de, bc \rightarrow e, ac \rightarrow e, C_1 = \{a, b, e\}, C_2 = \{c, d, e\}$

49

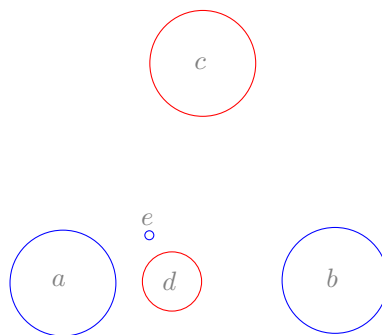


Figure 91: $bcd \rightarrow e, abc \rightarrow de, ac \rightarrow e, ab \rightarrow e, C_1 = \{a, b, e\}, C_2 = \{c, d\}$

54

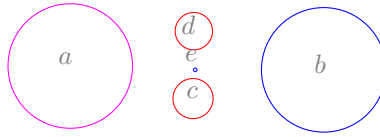


Figure 92: $bcd \rightarrow e, acd \rightarrow e, ab \rightarrow cde, C_1 = \{a, c, d\}, C_2 = \{a, b, e\}$

56

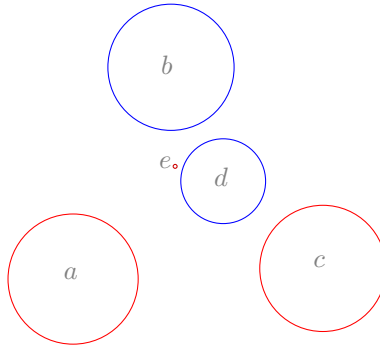


Figure 93: $ad \rightarrow e, abc \rightarrow de, bc \rightarrow e, ab \rightarrow e, C_1 = \{a, c, e\}, C_2 = \{b, d\}$

57

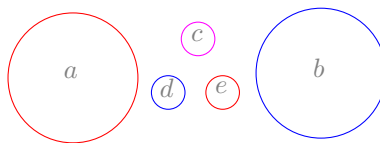


Figure 94: $ace \rightarrow d, bcd \rightarrow e, ab \rightarrow cde, C_1 = \{a, c, e\}, C_2 = \{b, c, d\}$

60

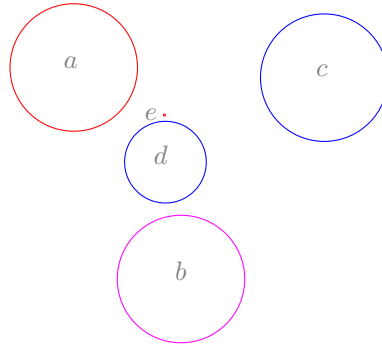


Figure 95: $bcd \rightarrow e, ad \rightarrow e, abc \rightarrow de, ac \rightarrow e, ab \rightarrow e, C_1 = \{a, b, e\}, C_2 = \{b, c, d\}$

69

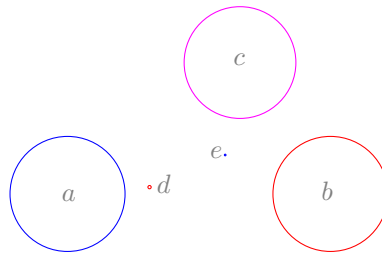


Figure 96: $bcd \rightarrow e, ac \rightarrow d, ab \rightarrow de, C_1 = \{a, c, e\}, C_2 = \{b, c, d\}$

70

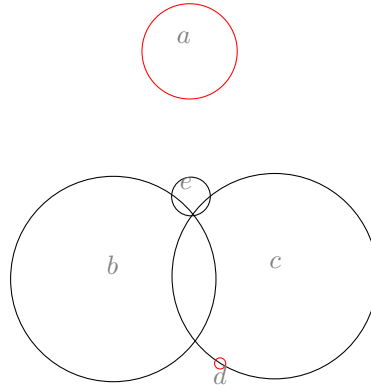


Figure 97: $abc \rightarrow de, bc \rightarrow e, ac \rightarrow e, ab \rightarrow e, C_1 = \{a, d\}$

74

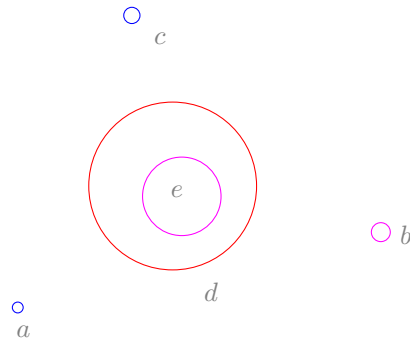


Figure 98: $cd \rightarrow e, bd \rightarrow e, ad \rightarrow e, abc \rightarrow de, C_1 = \{a, b, c, e\}, C_2 = \{b, d, e\}$

84

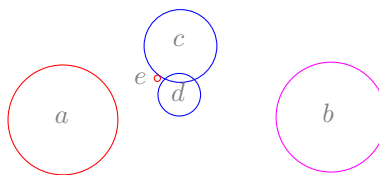


Figure 99: $bcd \rightarrow e, ad \rightarrow e, ac \rightarrow e, ab \rightarrow de, C_1 = \{a, b, e\}, C_2 = \{b, c, d\}$

87

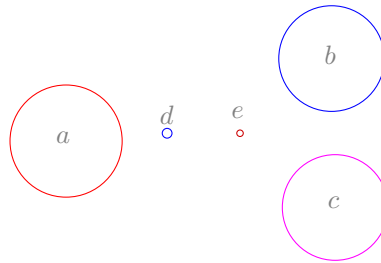


Figure 100: $bcd \rightarrow e, ac \rightarrow de, ab \rightarrow de, C_1 = \{a, c, e\}, C_2 = \{b, c, d\}$

89

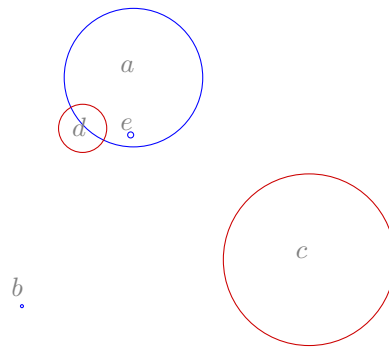


Figure 101: $bcd \rightarrow e, abc \rightarrow de, a \rightarrow e, C_1 = \{a, b, e\}, C_2 = \{c, d\}$

94

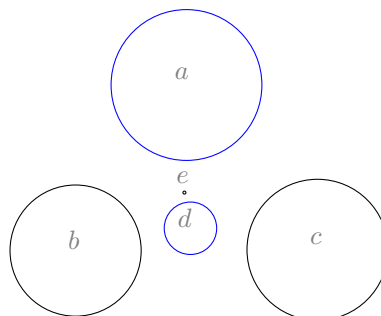


Figure 102: $ad \rightarrow e, abc \rightarrow de, bc \rightarrow e, ac \rightarrow e, ab \rightarrow e, C_1 = \{a, d\}$

95

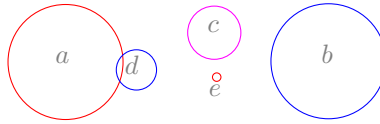


Figure 103: $bcd \rightarrow e, ac \rightarrow d, ab \rightarrow cde, C_1 = \{a, c, e\}, C_2 = \{b, c, d\}$

96

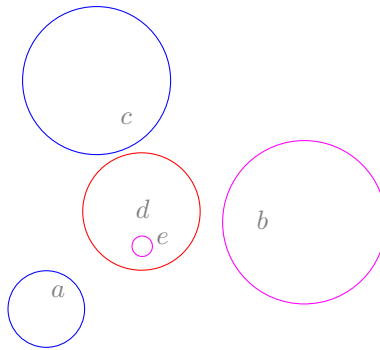


Figure 104: $cd \rightarrow e, bd \rightarrow e, ad \rightarrow e, abc \rightarrow de, ab \rightarrow e, C_1 = \{a, b, c, e\}, C_2 = \{b, d, e\}$

105

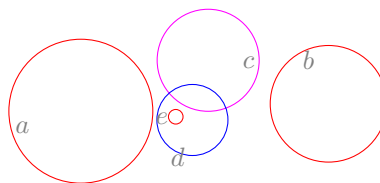


Figure 105: $cd \rightarrow e, bd \rightarrow e, ad \rightarrow e, abc \rightarrow de, ac \rightarrow e, ab \rightarrow e, C_1 = \{a, b, c, e\}, C_2 = \{c, d\}$

114

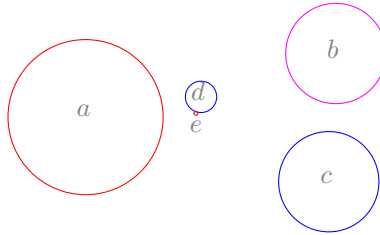


Figure 106: $bcd \rightarrow e, ad \rightarrow e, ac \rightarrow de, ab \rightarrow de, C_1 = \{a, b, e\}, C_2 = \{b, c, d\}$

115

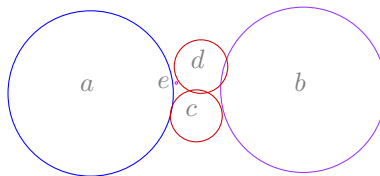


Figure 107: $bcd \rightarrow e, ad \rightarrow e, ac \rightarrow e, ab \rightarrow cde, C_1 = \{a, b, e\}, C_2 = \{b, c, d, e\}$

122

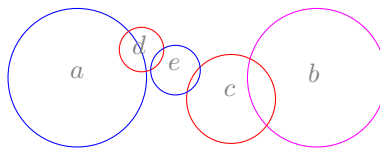


Figure 108: $bcd \rightarrow e, ac \rightarrow de, ab \rightarrow cde, C_1 = \{a, b, e\}, C_2 = \{b, c, d\}$

129

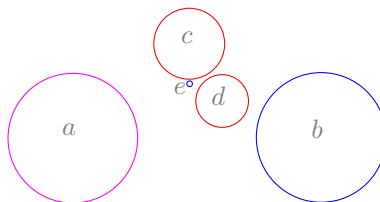


Figure 109: $ad \rightarrow e, bc \rightarrow e, ac \rightarrow e, ab \rightarrow de, C_1 = \{a, b, e\}, C_2 = \{a, c, d\}$

132

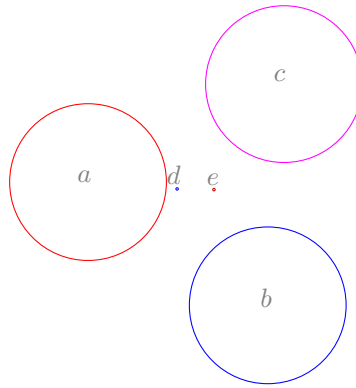


Figure 110: $bc \rightarrow e, ac \rightarrow de, ab \rightarrow de, C_1 = \{b, c, d\}, C_2 = \{a, c, e\}$

134

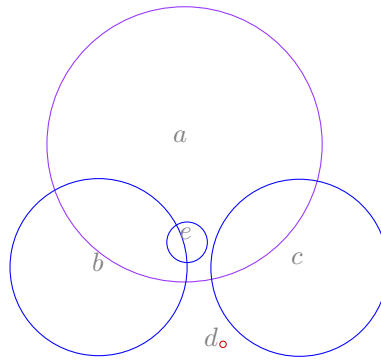


Figure 111: $abc \rightarrow de, bc \rightarrow e, a \rightarrow e, C_1 = \{a, b, c, e\}, C_2 = \{a, d\}$

143

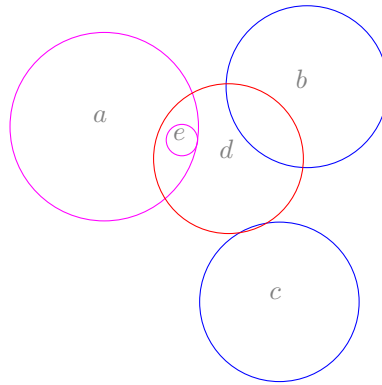


Figure 112: $cd \rightarrow e, bd \rightarrow e, abc \rightarrow de, a \rightarrow e, C_1 = \{a, b, c, e\}, C_2 = \{a, d, e\}$

147

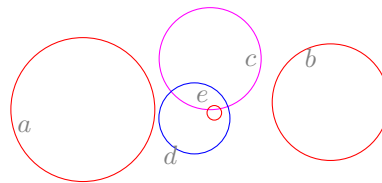


Figure 113: $cd \rightarrow e, bd \rightarrow e, ad \rightarrow e, abc \rightarrow de, bc \rightarrow e, ac \rightarrow e, ab \rightarrow e, C_1 = \{a, b, c, e\}, C_2 = \{c, d\}$

153


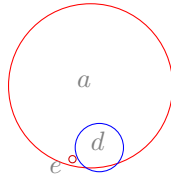


Figure 114: $bcd \rightarrow e, ad \rightarrow e, ac \rightarrow de, ab \rightarrow cde, C_1 = \{a, b, e\}, C_2 = \{a, c, d\}$

161



b

c

Figure 115: $bcd \rightarrow e, ac \rightarrow de, ab \rightarrow de, a \rightarrow e, C_1 = \{a, c, e\}, C_2 = \{b, c, d\}$

175

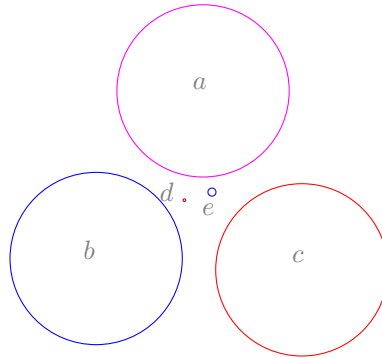


Figure 116: $bc \rightarrow de, ac \rightarrow de, ab \rightarrow de, C_1 = \{a, b, e\}, C_2 = \{a, c, d\}$

206

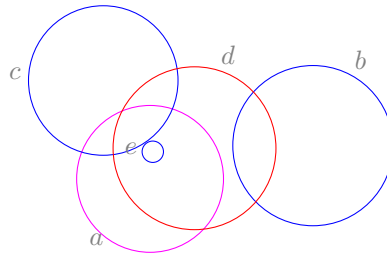


Figure 117: $abc \rightarrow de, a \rightarrow e, bc \rightarrow e, bd \rightarrow e, cd \rightarrow e, C_1 = \{a, d\}, C_2 = \{a, b, c, e\}$

211

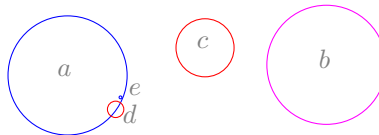


Figure 118: $bcd \rightarrow e, ac \rightarrow de, ab \rightarrow cde, a \rightarrow e, C_1 = \{a, b, e\}, C_2 = \{b, c, d\}$

235

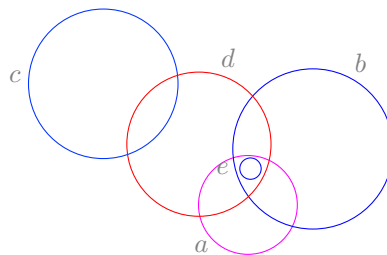


Figure 119: $abc \rightarrow de, a \rightarrow e, b \rightarrow e, cd \rightarrow e, C_1 = \{a, d\}, C_2 = \{a, b, c, e\}$

351

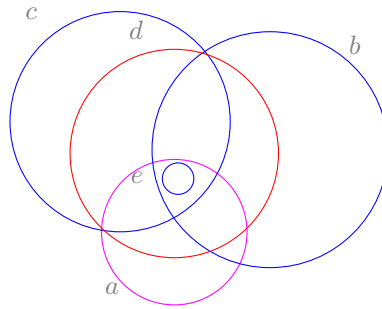


Figure 120: $abc \rightarrow de, a \rightarrow e, b \rightarrow e, c \rightarrow e, C1 = \{a, d\}, C2 = \{a, b, c, e\}$