

Debiased Machine Learning U-Statistics*

Juan Carlos Escanciano

Joël R. Terschuur

October 9, 2025

Abstract

We propose a method to debias estimators based on U-statistics with Machine Learning (ML) first-steps. Standard plug-in estimators often suffer from regularization and model-selection biases, producing invalid inferences. We show that Debiased Machine Learning (DML) estimators can be constructed within a U-statistics framework to correct these biases while preserving desirable statistical properties. The approach delivers simple, robust estimators with provable asymptotic normality and good finite-sample performance. We apply our method to three problems: inference on Inequality of Opportunity (IOp) using the Gini coefficient of ML-predicted incomes given circumstances, inference on predictive accuracy via the Area Under the Curve (AUC), and inference on linear models with ML-based sample-selection corrections. Using European survey data, we present the first debiased estimates of income IOp. In our empirical application, commonly employed ML-based plug-in estimators systematically underestimate IOp, while our debiased estimators are robust across ML methods.

JEL Classification: C13; C14; C21; D31; D63

Keywords: local robustness, orthogonal moments, machine learning, U-statistics, Inequality of Opportunity, AUC, pairwise difference estimators.

R package: <https://joelters.github.io/home/code/>

***Escanciano** (corresponding author): Universidad Carlos III de Madrid (jescanci@eco.uc3m.es).
Terschuur: Technical University Munich (joel.terschuur@tum.de). Research supported by MICIN/AEI/10.13039/501100011033, grant CEX2021-001181-M, Comunidad de Madrid, grants EPUC3M11 (V PRICIT) and H2019/HUM-5891, and grant PID2021-127794NB-I00 (MCI/AEI/FEDER, UE). We thank conference participants at numerous institutions, the Editor and three anonymous referees for useful comments. This paper is a revised version of the arXiv preprint “Machine learning inference on inequality of opportunity”, arXiv:2206.05235.

1 Introduction

A fast-growing literature in economics and other sciences employs Machine Learning (ML) methods to estimate high-dimensional first-steps in two-step settings. The availability of these ML tools brings new opportunities, but also introduces new challenges. One key challenge is that regularization and model selection—crucial for variance control in ML—can induce substantial bias in downstream inferences.

This concern has motivated a recent and expanding literature on Debiased Machine Learning (DML); see [Chernozhukov et al. \(2018\)](#) and references therein. DML methods address second-step bias by constructing Neyman-orthogonal moments—identifying moments whose derivatives with respect to the first-step limit vanish. Combined with cross-fitting—a form of sample splitting—these methods have proven effective in settings where the target parameter is a population average of a function of the observed data and the first-step ML limit. Importantly, the existing DML literature focuses almost exclusively on parameters of this form—such as average treatment effects or other policy-relevant expectations.

However, many parameters of interest in economics are more complex functionals of the data than simple averages. This paper takes the next natural step in complexity by considering target parameters that involve double averages over the data. These double averages are referred to as V-statistics, which are closely related to U-statistics—a well-known class of estimators originally motivated by their favorable bias properties (see [Halmos \(1946\)](#)).¹ We show that U-statistics involving functions of the data and of an ML first-step estimator provide a flexible and powerful framework for inference in a variety of relevant settings in economics. These include the measurement of inequality of opportunity, the evaluation of ML predictions in classification problems, and inference for flexible sample selection models, among many others.

To explain the main issues, let W_i denote a data observation for unit i , and let γ denote a high-dimensional or ML population first-step. For example, in our leading application to inequality, $\gamma(x)$ is the optimal mean-square prediction (i.e., conditional mean) of income given an individual i 's vector of circumstances x (e.g. parental education, sex, race, etc.). The DML literature has considered target parameters such as

$$\theta(\gamma) = \mathbb{E}[m(W_i, \gamma)],$$

for a moment function m of the data and the first-step γ . In contrast, this paper considers parameters of the form

$$\theta(\gamma) = \mathbb{E}[g(W_i, W_j, \gamma)],$$

¹The bias that originally motivated U-statistics is a higher-order (second-order) bias, distinct from the first-order regularization and selection biases that are the main focus of this paper.

for a symmetric moment function g involving pairs of independent observations.²

In both cases, the main econometrics challenge is that the asymptotic behaviour of two-step estimators $\hat{\theta}(\hat{\gamma})$ depends critically on the term

$$\frac{\partial \theta(\gamma_0)}{\partial \gamma} [\hat{\gamma} - \gamma_0], \quad (1.1)$$

where $\hat{\gamma}$ is the first-step estimator and γ_0 its probabilistic limit.³ The precise sense of the derivative in (1.1) is defined in Section 2.1. A key feature of an ML estimator $\hat{\gamma}$ is that its estimation error $\hat{\gamma} - \gamma_0$, and, in particular, its bias $\mathbb{E}[\hat{\gamma} - \gamma_0]$, is often very large. This is an unavoidable consequence of the high-dimensionality of the statistical problem. This means that, unless (1.1) is zero, the large bias of the first-step will propagate into the second-step, invalidating inference and leading to potentially misleading empirical conclusions.

Moment functions m yielding a zero-derivative property in (1.1) are called Neyman-Orthogonal moment functions.⁴ Chernozhukov et al. (2022) have shown how to construct such locally robust moment functions for parameters $\theta(\gamma)$ that solve Generalized Method of Moments (GMM) restrictions. Our paper shows how to achieve this goal when $\theta(\gamma)$ is a U-statistic functional, i.e., of the form $\theta(\gamma) = \mathbb{E}[g(W_i, W_j, \gamma)]$. Moment functions g with the zero-derivative property in (1.1) will be also called *debiased*, and their corresponding sample analog (or cross-fitted version) estimators $\hat{\theta}(\hat{\gamma})$ based on an ML first-step $\hat{\gamma}$ will be referred to as DML U-estimators.

In this paper, we (i) construct debiased moment functions g for U-statistics; (ii) analyze the asymptotic properties of the resulting DML U-estimators; and (iii) illustrate the framework with applications to some relevant problems in economics, including inequality of opportunity, ML-based prediction evaluation metrics for classification, and inferences with ML-sample selection corrections via pairwise difference estimators (see Powell (1987)).

Our main application, which motivated the methodology, is to Inequality of Opportunity (IOp)—the share of inequality explained by circumstances that are beyond an individual’s control, such as parental income, education, sex, or social origin. Equality of opportunity has emerged as an important ideal of distributive justice, both in public policy and academic discourse (cf. Van De Gaer (1993), Fleurbaey (1995) and Roemer (1998)).

The literature on economic inequality distinguishes between two main approaches to measuring inequality of opportunity: the intergenerational mobility (IGM) approach and the IOp approach. The IGM approach—particularly the intergenerational elasticity (IGE)

²Note that our setting nests the previous setting as a special case since we can always write $\theta(\gamma) = \mathbb{E}[m(W_i, \gamma)] = \mathbb{E}[g(W_i, W_j, \gamma)]$, for $g(W_i, W_j, \gamma) = [m(W_i, \gamma) + m(W_j, \gamma)]/2$, provided W_i and W_j have the same distribution.

³Heuristically, $\hat{\theta}(\hat{\gamma}) \approx \hat{\theta}(\gamma_0) + \frac{\partial \theta(\gamma_0)}{\partial \gamma} [\hat{\gamma} - \gamma_0]$, see Section 6 in Newey and McFadden (1994).

⁴We use the terms Neyman-orthogonal, orthogonal, locally robust or debiased interchangeably.

of income—has become more popular in economics and related fields, largely due to its statistical simplicity and well-understood properties. However, it rests on a narrow conception of opportunity, typically focusing only on one single circumstance, namely, parental income. In contrast, the IOp literature embraces a richer set of circumstances and is grounded in a strong normative framework. Yet, its empirical methods are often ad hoc (see, e.g., the identification of types for circumstances), and their statistical properties remain poorly understood and underdeveloped.

This paper provides a step-change to address this shortcoming. It contributes to the IOp literature by introducing, to our knowledge, the first rigorous econometric approach to IOp measurement. Our approach builds on recent developments in DML to offer a general and statistically sound methodology for estimation and inference on IOp. To illustrate its practical relevance and enhance widespread adoption, we apply the method to European cross-country data and provide an open-source R package, `ineqopp`, implementing our estimators and inference procedures.

Specifically, we apply our methodology to one of the most widely used measures of IOp—the Gini coefficient of predicted income from a set of circumstances.⁵ Earlier studies estimated these predictions using simple log-linear regressions or grouped data with a small number of types, see the reviews in [Roemer and Trannoy \(2016\)](#), [Ramos and Van de Gaer \(2016\)](#) or [Ferreira and Peragine \(2016\)](#), while recent work increasingly relies on ML methods (e.g., [Bernardo et al. \(2025\)](#); [Brunori et al. \(2021\)](#); [Brunori and Neidhöfer \(2021\)](#); [Brunori et al. \(2019a\)](#); [Carranza \(2022\)](#); [Hufe et al. \(2022\)](#); [Salas-Rojo and Rodríguez \(2022\)](#)). However, ML-based plug-in estimators are subject to large regularization and model selection biases that distort the estimated share of inequality explained by circumstances, invalidating the resulting inferences. Additionally, commonly employed standard errors for the Gini do not account for the first-step and are generally inconsistent in our two-step setting.

We propose a novel debiased estimator for Gini-based IOp that is valid across a wide range of ML methods. It is extremely simple to compute, requires no additional nuisance parameters, and enables valid inference. Simulations show that the bias in conventional plug-in estimators can be severe. Our debiased estimator substantially reduces this bias. The new IOp estimator can be seen as a generalization to ML of the Lorenz regression method proposed independently by [Heuchenne and Jacquemain \(2022\)](#).

We report the first debiased estimates of IOp across 29 European countries using the 2019 wave of the EU-SILC survey. We find that the most commonly employed ML-based plug-in estimates systematically underestimate IOp, both with simulated and real data. The difference between debiased and plug-in estimates reaches up to 10 percentage points in some

⁵The Online Appendix [O](#) shows how to debias other popular inequality measures used in the literature, such as the Atkinson index and the Generalized Entropy. These results are new and of independent interest.

cases. In simulations, our debiased estimator behaves similarly to a well-specified parametric model, while in the application, a common parametric approach yields considerably different results.

Furthermore, we estimate a decomposition of the difference between debiased and plug-in estimates into regularization and overfitting terms. Regularization tends to smooth the fitted-values distribution and biases the plug-in downward, whereas overfitting tends to spread it and biases the plug-in upward. We provide estimates of both sources for all countries. This analysis complements the discussion of over/underfitting biases of the plug-in estimator in [Brunori et al. \(2019b\)](#), where only plug-in estimators are discussed. Our estimates show far greater stability across different ML algorithms, in contrast to plug-in estimates, which vary widely. A key advantage of our method is that it enables formal inference and hypothesis testing—such as comparing IOp across countries, time, or circumstance sets—offering rigorous tools for policy evaluation.

Our second application is to the evaluation performance of ML classifiers. One of the most popular metrics is the area under the receiver operating characteristic curve (AUC), see [Bradley \(1997\)](#). The AUC represents the likelihood of correctly ranking a random observation from a positive class higher than a random observation from the negative class. This measure is systematically employed across all disciplines to evaluate ML methods, and economics is no exception, see, e.g., [Aydin \(2022\)](#); [Baron et al. \(2021\)](#); [Bazzi et al. \(2022\)](#); [Broner et al. \(2022\)](#); [Chan et al. \(2022\)](#); [DellaVigna et al. \(2024\)](#); [Einav et al. \(2018\)](#); [Herrera et al. \(2020\)](#); [Jordà et al. \(2021\)](#); [Kleinberg et al. \(2018\)](#); [Ludwig and Mullainathan \(2024\)](#); [Müller and Verner \(2024\)](#), to mention but a few.

In applied economic settings, researchers typically report the AUC alongside its standard errors.⁶ The most widely used inference method is the influence function approach of [DeLong et al. \(1988\)](#), often combined with cross-validation. [LeDell et al. \(2015\)](#) derive inference results for a cross-validated AUC parameter, which differs from the population AUC considered in this paper. [Rotnitzky et al. \(2006\)](#) and [Zhou et al. \(2025\)](#) examine AUC inference in the presence of nuisance parameters, but they treat the classifier as fixed and focus on nuisance components arising from identification in missing-data settings. By contrast, our analysis addresses the technical challenge posed by the randomness of the classifier itself, which enters through indicator functions. Despite the widespread use of the AUC measure, to the best of our knowledge the theoretical validity of its asymptotic inference remains an open question, and no clear guidance on best practices is currently available.

Interestingly, we show that the AUC can be written as a known functional of our debiased Gini estimand and the proportion of observations in the positive class. Hence, by our previous

⁶For example, all the aforementioned papers published in the Review of Economic Studies report standard errors for the AUC measures.

results, this representation of the AUC implies that it is locally robust to the ML first-step. Thus, our paper provides the first theoretical justification for the inferences reported in the aforementioned references, and supports the view of the AUC as a robust measure of predictive performance (cf. [Bradley \(1997\)](#)).

Finally, our third application builds on the literature of pairwise difference estimators to construct a DML U-estimator for the linear model with an ML-sample selection correction. Pairwise estimators were introduced in the seminal work by [Powell \(1987\)](#) and have been applied to several relevant econometric models, see the survey in [Powell \(1994\)](#) and the more recent contributions in, e.g., [Aradillas-Lopez \(2012\)](#); [Blundell and Powell \(2004\)](#); [Chen and Wang \(2020\)](#); [Chen and Zhou \(2010\)](#); [Hong and Shum \(2010\)](#); [Honoré and Powell \(2005\)](#); [Jochmans \(2013\)](#); [Kyriazidou \(1997\)](#). In its most general versions, the asymptotic theory for these estimators has been derived for first-steps in a relatively small class (a Donsker class), as in [Sherman \(1994\)](#). Unfortunately, Donsker conditions do not hold in high-dimensional settings, see [Chernozhukov et al. \(2018\)](#) for discussion. To avoid Donsker conditions, we use cross-fitting as in [Chernozhukov et al. \(2018\)](#), but adapted to a U-statistic setting.

We illustrate with a sample selection model, as in [Ahn and Powell \(1993\)](#), but where the selection equation is estimated by an ML method (e.g. Random Forest). A prominent empirical example in econometrics is [Mroz \(1987\)](#), where the researcher specifies a very flexible selection equation with various powers, transformations, and interactions of the original conditioning variables to model female labor force participation. The DML method of [Chernozhukov et al. \(2018\)](#) is not valid here because it would not account for the estimation of the selection equation, see [Escanciano and Pérez-Izquierdo \(2023\)](#). Employing a pairwise difference approach leads to a simple plug-in estimator, as suggested in [Ahn and Powell \(1993\)](#) for a kernel first-step. However, classical pairwise estimators are highly biased when the selection equation is flexibly modeled (e.g., with an ML method). We use our methodology to provide the first debiased pairwise difference estimator that is locally robust to an ML-sample selection correction.

There are many other potential applications of our methodology. These include extensions of our results to: dyadic data (see, e.g., [Chiang et al. \(2021\)](#)); inequality-aware policy learning (see [Terschuur \(2025\)](#)); tests for the equality of conditional distributions (see [Chen and Lei \(2025\)](#)); semiparametric distance-based estimators (e.g. [Domínguez and Lobato \(2004\)](#)); Causal U-statistics (see [Mao \(2018\)](#)); U-statistics with missing data (e.g. the Gini with missing income data); inferences on measures of fairness in algorithmic decision-making, (see, e.g., [Rychener et al. \(2022\)](#)) and evaluation metrics for treatment rules such as the QINI (see [Imai and Ratkovic \(2013\)](#); [Sun et al. \(2021\)](#); [Yadlowsky et al. \(2025\)](#)); among many others. Some of these applications are further discussed in the Online Appendix [M](#).

The rest of the paper is organized as follows. Section [2](#) introduces the methodology, using

IOP as a running example. Section 3 explains how to construct orthogonal moments in a general U-statistic setting. Section 4 derives the asymptotic theory in the general setting and for the IOP example. Section 5 shows the performance of the debiased IOP estimator in Monte Carlo simulations. Section 6 studies IOP in Europe. Section 7 considers additional applications of the methodology. Section 8 contains two appendices. Appendix B gives a Practitioners' guide to IOP, while Appendix A provides the proofs of the general results. Finally, an Online Appendix gathers the proofs for the examples, and further discussion on simulations and applications.

2 Methodology

This section introduces our methodology in a setting slightly more general than the one discussed in the Introduction, using IOP as a running example. We have independent and identically distributed (i.i.d.) data $W_i = (Y_i, X_i)$, for $i = 1, \dots, n$, distributed with unknown distribution F_0 , an unknown first-step function γ_0 and a finite-dimensional parameter of interest θ_0 in some set $\Theta \subseteq \mathbb{R}^p$. We can form pairs (W_i, W_j) , where W_j is an independent copy of W_i , with realizations (w_i, w_j) . Let $\mathbb{E}[\cdot]$ denote the expectation under F_0 , let $\gamma(F)$ be the probabilistic limit (plim) of a first-step estimator $\hat{\gamma}$ under F , like in Newey (1994), and $\gamma_0 = \gamma(F_0)$. We assume there is a vector $g(w_i, w_j, \gamma, \theta)$ of p known identifying moment functions such that

$$\mathbb{E}[g(W_i, W_j, \gamma_0, \theta)] = 0 \iff \theta = \theta_0 \in \Theta.$$

Without loss of generality, we can assume that g is a symmetric function in w_i and w_j .⁷ By independence between W_i and W_j ,

$$\mathbb{E}[g(W_i, W_j, \gamma_0, \theta)] = \int \int g(w_i, w_j, \gamma_0, \theta) F_0(dw_i) F_0(dw_j). \quad (2.1)$$

A key feature of this moment is that it is a *quadratic functional* of F_0 . This property is what differentiates our analysis from the standard debiasing literature (see, e.g., Chernozhukov et al. (2018)), and it leads naturally to U-statistics (see, e.g., Lee (2019) for a comprehensive treatment of U-statistics). If we replace F_0 by the empirical distribution of $\{W_i\}_{i=1}^n$ in (2.1), we obtain a so-called V-statistic for each $\theta \in \Theta$ (or V-process if indexed by $\theta \in \Theta$)

$$V_n g(\cdot, \gamma_0, \theta) = \frac{1}{n^2} \sum_{i=1}^n \sum_{j=1}^n g(W_i, W_j, \gamma_0, \theta),$$

⁷Otherwise, replace $g(w_i, w_j, \gamma_0, \theta)$ by $g^*(w_i, w_j, \gamma_0, \theta) = (1/2)[g(w_i, w_j, \gamma_0, \theta) + g(w_j, w_i, \gamma_0, \theta)]$.

and its unbiased U-statistic counterpart

$$U_n g(\cdot, \gamma_0, \theta) = \frac{2}{n(n-1)} \sum_{i < j} g(W_i, W_j, \gamma_0, \theta),$$

where, henceforth, we use the short notation $\sum_{i < j} = \sum_{i=1}^{n-1} \sum_{j=i+1}^n$.⁸ Plugging in a first-step estimator $\hat{\gamma}$ for γ_0 leads to the plug-in estimator $\hat{\theta}^P$ solving $U_n g(\cdot, \hat{\gamma}, \hat{\theta}^P) = 0$. We illustrate with our running example.

EXAMPLE (Inequality of Opportunity, IOp): The leading measure of IOp is given by the Gini coefficient of income's predictions from a set of circumstances, which can be expressed in the population as⁹

$$\theta_0 = \frac{\mathbb{E}[|\gamma_0(X_i) - \gamma_0(X_j)|]}{\mathbb{E}[\gamma_0(X_i) + \gamma_0(X_j)]}, \quad (2.2)$$

where $\gamma_0(x) = \mathbb{E}[Y_i | X_i = x]$, $x \in \mathcal{X}$, \mathcal{X} is the support of X_i , Y_i is income, and X_i is a vector of circumstances individual i did not choose, such as parental wealth/income, parental education, sex, color of the skin or social origin, among others. Rearranging (2.2), we obtain an identifying moment function

$$g(w_i, w_j, \gamma, \theta) = (\gamma(x_i) + \gamma(x_j))\theta - |\gamma(x_i) - \gamma(x_j)|. \quad (2.3)$$

The estimator $\hat{\theta}^P$ solving $U_n g(\cdot, \hat{\gamma}, \hat{\theta}^P) = 0$ is the plug-in sample Gini coefficient of fitted values

$$\hat{\theta}^P = \frac{\sum_{i < j} |\hat{\gamma}(X_i) - \hat{\gamma}(X_j)|}{\sum_{i < j} (\hat{\gamma}(X_i) + \hat{\gamma}(X_j))},$$

for a first-step $\hat{\gamma}$ such as the Conditional Inference Forests (CIF), which is a popular ML method in the IOp literature, see Brunori et al. (2021), Brunori et al. (2019a) or Brunori and Neidhöfer (2021). We show that $\hat{\theta}^P$ is highly biased when ML first-steps, such as the CIF, are used. We develop inference methods for θ_0 and related parameters based on debiased estimators, which improve upon plug-in estimators.

As an illustration, see Figure 1, where we simulate the plug-in and the debiased estimators of IOp which we develop in Section 2.2. The Data Generating Process (DGP) is the same as in the empirical simulation of Section 5. The fitted values are estimated with CIF. The histograms approximate the distributions of the centered estimators and the solid curves are

⁸Note that $\mathbb{E}[V_n g] = \mathbb{E}[g(W_i, W_j, \gamma_0, \theta)] + b_n$, where $b_n = (\mathbb{E}[g(W_i, W_i, \gamma_0, \theta)] - \mathbb{E}[g(W_i, W_j, \gamma_0, \theta)]) / n$ is a bias term. In contrast, $\mathbb{E}[U_n g] = \mathbb{E}[g(W_i, W_j, \gamma_0, \theta)]$. Nevertheless, our debiased estimators address a typically larger bias term than b_n , related to the use of ML first-steps, so the difference between V and U statistics is not central to our results.

⁹The primitive definition of the Gini is twice the area between the Lorenz curve and the 45-degree line. This definition works for both discrete and continuous variables. The U-statistic expression we use in this paper is equivalent to the primitive Lorenz-based expression even with discrete variables.

normal p.d.f.s with the same variance as the estimators but with no bias (i.e. centered at zero). Even for as large sample sizes as $n = 3000$ the plug-in estimator has a large bias compared to the DML U-estimator proposed in this paper. ■

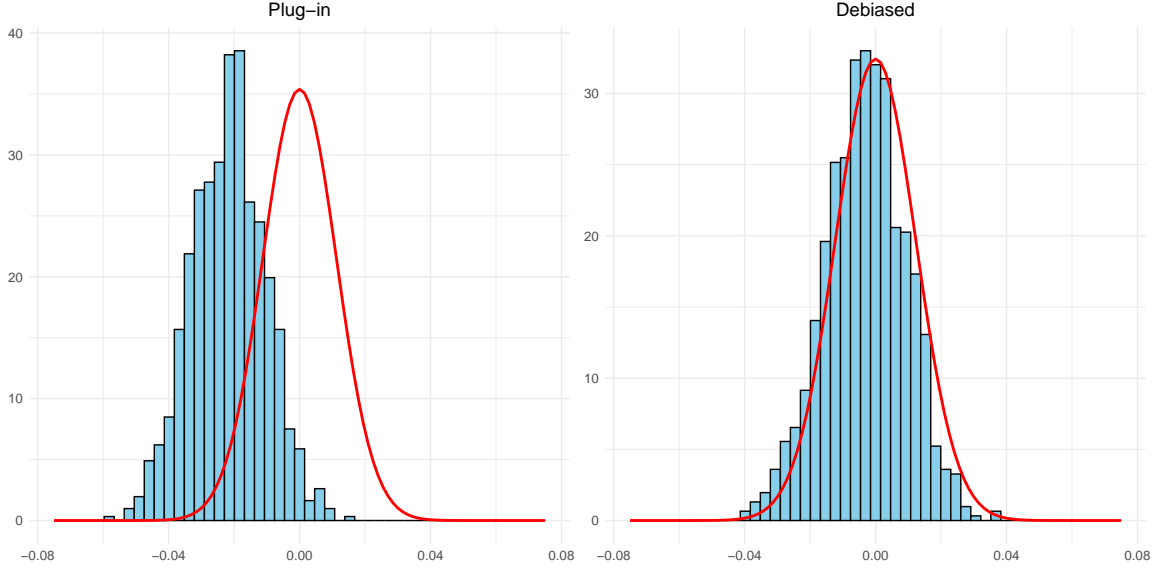


Figure 1: Comparison of plug-in and debiased estimator.

More broadly, plug-in estimators are generally biased by model selection and/or regularization in the first-step. Intuitively, ML algorithms trade-off bias and variance. Hence, some bias might be allowed in the first-step if it aids prediction. This first-step bias can propagate into the second-step, thereby distorting the estimation of the target parameter.

To explain the source of the bias in the context of our running example, define the sign function $sgn(x) = 1(x > 0) - 1(x < 0)$ (equals $-1, 0$ and 1 for negative, zero and positive numbers, respectively) and consider an expansion of the numerator of the Gini of fitted values (the numerator is the most difficult term in an expansion of the bias)

$$\begin{aligned}
\sum_{i < j} |\hat{\gamma}(X_i) - \hat{\gamma}(X_j)| &= \sum_{i < j} (\hat{\gamma}(X_i) - \hat{\gamma}(X_j)) sgn(\hat{\gamma}(X_i) - \hat{\gamma}(X_j)) \\
&= \sum_{i < j} (Y_i - Y_j) sgn(\hat{\gamma}(X_i) - \hat{\gamma}(X_j)) \\
&\quad + \sum_{i < j} (\hat{\gamma}(X_i) - \gamma_0(X_i) - \hat{\gamma}(X_j) + \gamma_0(X_j)) sgn(\hat{\gamma}(X_i) - \hat{\gamma}(X_j)) \\
&\quad - \sum_{i < j} (Y_i - \gamma_0(X_i) - Y_j + \gamma_0(X_j)) sgn(\hat{\gamma}(X_i) - \hat{\gamma}(X_j)).
\end{aligned}$$

The first term in the last equality leads to a (nonlinear) bias that is bounded and of second order under some conditions. The second term is the leading first-order bias term. This term

is the main source of the bias problem. With ML estimators the bias $\mathbb{E}[\hat{\gamma}(X_i) - \gamma_0(X_i)]$ is so large that makes $\sqrt{n}(\hat{\theta}^P - \theta_0)$ to diverge (see Section 5 for an illustration of this problem). The third term is another second-order bias term.¹⁰

In the general setting, we can explain the source of the bias problem through a Taylor expansion argument as in the Introduction. Differentiating $\mathbb{E}[g(W_i, W_j, \gamma, \theta(\gamma))] = 0$ with respect to γ at γ_0 yields

$$\frac{\partial \theta(\gamma_0)}{\partial \gamma} = - \left[\frac{\partial \mathbb{E}[g(W_i, W_j, \gamma_0, \theta_0)]}{\partial \theta} \right]^{-1} \frac{\partial}{\partial \gamma} \mathbb{E}[g(W_i, W_j, \gamma_0, \theta_0)]. \quad (2.4)$$

We show in Proposition 1 below that this derivative is not zero for the IOp example, which leads to the bias problem observed in Figure 1. The first factor in (2.4) is a standard derivative, but the second factor is a functional derivative whose formal definition requires some care. We formalize these heuristics and the functional derivative with respect to γ in the next section. The next section also shows how to construct identifying moments with a zero derivative in our U-statistics setting.

2.1 Construction of debiased moments

To reduce the first-step bias, we aim to find an adjustment term ϕ to the original moment function g such that $\psi = g + \phi$ satisfies $\mathbb{E}[\psi(W_i, W_j, \gamma_0, \theta_0)] = 0$ and

$$\frac{\partial}{\partial \gamma} \mathbb{E}[\psi(W_i, W_j, \gamma_0, \theta_0)] = 0, \quad (2.5)$$

so the derivative in (2.4) with g replaced by ψ is zero. This section formalizes this statement and shows how such ϕ can be found. To that end, let F_0 again be the cumulative distribution function (cdf) for W_i which is unrestricted except for regularity conditions such as the existence of $\gamma(F_0)$. For example, for $\gamma(F_0) = \mathbb{E}_{F_0}[Y|X]$ we require $\mathbb{E}_{F_0}[|Y|] < \infty$, where \mathbb{E}_F denotes expectation under F . Henceforth, $d/d\tau$ denotes the derivative from the right with respect to τ evaluated at $\tau = 0$. Let $F_\tau = F_0 + \tau(H - F_0)$ be a local deviation from F_0 along some alternative distribution H , with $\tau \in [0, 1]$. The alternative distribution H is chosen such that $\gamma_\tau = \gamma(F_\tau)$ exists for τ small enough. We aim to find a function ϕ such that for all θ and all H in $F_\tau = F_0 + \tau(H - F_0)$,

$$\mathbb{E}_{F_\tau}[\phi(W_i, W_j, \gamma(F_\tau), \alpha(F_\tau), \theta)] = 0 \text{ for all } \tau \in [0, \bar{\tau}), \bar{\tau} > 0, \quad (2.6)$$

and

¹⁰Dealing with and controlling for the nonlinear biases is much more difficult in this application than in other applications commonly studied in the DML literature, see Proposition 2.

$$\frac{d}{d\tau}\mathbb{E}[g(W_i, W_j, \gamma(F_\tau), \theta)] = \int \int \phi(w_i, w_j, \gamma_0, \alpha_0, \theta) K_H(dw_i, dw_j), \quad (2.7)$$

with $K_H(dw_i, dw_j) = F_0(dw_i)H(dw_j) + H(dw_i)F_0(dw_j)$. Here, α_0 is an additional nuisance parameter which satisfies (2.7). We may assume without loss of generality that ϕ is symmetric in w_i, w_j .¹¹ Equation (2.6) is a zero mean condition on ϕ . The pathwise derivative in (2.7) formalizes the heuristic derivative $\partial\mathbb{E}[g(W_i, W_j, \gamma_0, \theta)]/\partial\gamma$ of the previous section. The function ϕ can be found by solving the functional equation (2.7) and it characterizes the local effect of the first-step $\gamma(F)$ on the functional $\mu(F) = \mathbb{E}[g(W_i, W_j, \gamma(F), \theta)]$ as F varies away from F_0 in any direction H . In Section 3 we give new results characterizing ϕ for first-steps satisfying orthogonality conditions, including high-dimensional regressions.

EXAMPLE (IOp, cont.): In this example $\hat{\gamma}$ is a nonparametric consistent estimator of the conditional mean of income Y given circumstances X , i.e. $\gamma(F) = \mathbb{E}_F[Y|X]$. A first technical challenge we face for computing ϕ in this example is the lack of differentiability of the absolute value. Despite this lack of differentiability, we are able to compute ϕ from an application of a general result in the next section (cf. Lemma 1) under the following regularity condition. Again, let $\gamma_\tau = \gamma(F_\tau)$ for $F_\tau = F_0 + \tau(H - F_0)$.

Assumption 1 *For each H , there exists an $\epsilon > 0$ such that $|\gamma_\tau(X) - \gamma_0(X)| \leq \tau C_H(X)$ a.s., for all $\tau \in [0, \epsilon]$. Moreover, $\mathbb{E}[C_H(X)] < \infty$.*

Assumption 1 is satisfied if H is absolutely continuous with respect to F_0 , and other mild moment conditions, such as $\mathbb{E}_H[|Y|] < \infty$ and $\mathbb{E}_H[|\gamma_0(X)|] < \infty$, hold.

Proposition 1 *Under Assumption 1, the following function ϕ satisfies (2.6) and (2.7) for the Gini of fitted values*

$$\phi(w_i, w_j, \gamma_0, \alpha_0, \theta) = \alpha_{01}(y_i + y_j - \gamma_0(x_i) - \gamma_0(x_j)) + \alpha_{02}(x_i, x_j)(y_i - y_j - \gamma_0(x_i) + \gamma_0(x_j)), \quad (2.8)$$

where $\alpha_0 = (\alpha_{01}, \alpha_{02})$, $\alpha_{01} = \theta$ and $\alpha_{02}(x_i, x_j) = -\text{sgn}(\gamma_0(x_i) - \gamma_0(x_j))$.

The proof of Proposition 1 is given in Online Appendix I. The fact that $\phi \neq 0$, or more precisely that (2.7) is not zero, explains the bias observed in Figure 1. Indeed, arguing as in (2.4), for the Gini of fitted values,

$$\frac{d\theta(\gamma_\tau)}{d\tau} = -(\mathbb{E}[2Y])^{-1} \int \int \phi(w_i, w_j, \gamma_0, \alpha_0, \theta) K_H(dw_i, dw_j),$$

¹¹As with g , setting $\phi^*(w_i, w_j, \gamma_0, \alpha_0, \theta) = (1/2)[\phi(w_i, w_j, \gamma_0, \alpha_0, \theta) + \phi(w_j, w_i, \gamma_0, \alpha_0, \theta)]$, we have $\int \int \phi(w_i, w_j, \gamma_0, \alpha_0, \theta) K_H(dw_i, dw_j) = \int \int \phi^*(w_i, w_j, \gamma_0, \alpha_0, \theta) K_H(dw_i, dw_j)$ and ϕ^* is symmetric.

where ϕ is given in (2.8). ■

To motivate our definition of the adjustment term ϕ , note that equation (2.6) is a zero mean condition and it implies by the chain rule

$$\begin{aligned} \frac{d}{d\tau} \mathbb{E}[\phi(W_i, W_j, \gamma(F_\tau), \alpha(F_\tau), \theta)] &= -\frac{d}{d\tau} \mathbb{E}_{F_\tau}[\phi(W_i, W_j, \gamma(F_0), \alpha(F_0), \theta)] \\ &= -\int \int \phi(w_i, w_j, \gamma_0, \alpha_0, \theta) K_H(dw_i, dw_j), \end{aligned} \quad (2.9)$$

for all θ and H . Equation (2.9) shows that the effect the first-steps have on ϕ “cancels out” with the effect they have on the original identifying moment in (2.7). Thus, letting $\psi(w_i, w_j, \gamma, \alpha, \theta) = g(w_i, w_j, \gamma, \theta) + \phi(w_i, w_j, \gamma, \alpha, \theta)$, the total first-step effect on ψ is zero, i.e., we have local robustness (by (2.7) and (2.9))

$$\frac{d}{d\tau} \mathbb{E}[\psi(W_i, W_j, \gamma(F_\tau), \alpha(F_\tau), \theta)] = 0.$$

This local robustness motivates estimators based on the orthogonal moments ψ . This construction led to the expression of the new IOp estimator, which would not have been possible from the results in the debiased literature.

EXAMPLE (IOp, cont.): Adding ϕ of Proposition 1 to the identifying moment g from (2.3) leads after rearranging to

$$\begin{aligned} \psi(W_i, W_j, \gamma_0, \alpha_0, \theta) &= (\gamma_0(X_i) + \gamma_0(X_j))\theta - |\gamma_0(X_i) - \gamma_0(X_j)| + \theta(Y_i + Y_j - \gamma_0(X_i) - \gamma_0(X_j)) \\ &\quad - \text{sgn}(\gamma_0(X_i) - \gamma_0(X_j))(Y_i - Y_j) + \text{sgn}(\gamma_0(X_i) - \gamma_0(X_j))(\gamma_0(X_i) - \gamma_0(X_j)) \\ &= \theta(Y_i + Y_j) - \text{sgn}(\gamma_0(X_i) - \gamma_0(X_j))(Y_i - Y_j), \end{aligned}$$

where we use that for $a, b \in \mathbb{R}$, $\text{sgn}(a - b)(a - b) = |a - b|$. In this example, we get a surprisingly simple orthogonal moment function by employing our U-statistic setting. ■

2.2 DML U-estimators

Estimation of nuisance parameters and moment conditions with the same observations can induce an “overfitting” bias. Also, machine learning first-steps usually do not satisfy Donsker conditions (see Chernozhukov et al. (2018) for discussion). We use cross-fitting to overcome these issues (see Bickel (1982), Schick (1986), Klaassen (1987), Chernozhukov et al. (2018) and Chernozhukov et al. (2022)), but adapted to the U-statistics setting. We partition the set of pairs $\{(i, j) \in \{1, \dots, n\}^2 : i < j\}$ into T triangles and $T(T - 1)/2$ rectangles.

Then, we split each of these rectangles into four smaller rectangles. Hence, we get $L = T + 2T(T - 1) = T(2T - 1)$ blocks $\mathcal{I} = \{I_1, \dots, I_L\}$. If n is divisible by $2 \cdot T$, the blocks all leave $n - n/T$ observations for constructing nuisance parameter estimators. Otherwise, blocks leave approximately (up to a few observations) $n - \lfloor n/T \rfloor$ observations for estimating nuisance parameters. For an illustration, see Figure 2. For an algorithm for general (n, T) see Online Appendix N. The estimators $\hat{\gamma}_l$ and $\hat{\alpha}_l$ are constructed using observations not present in the pairs in I_l , for $l = 1, \dots, L$.

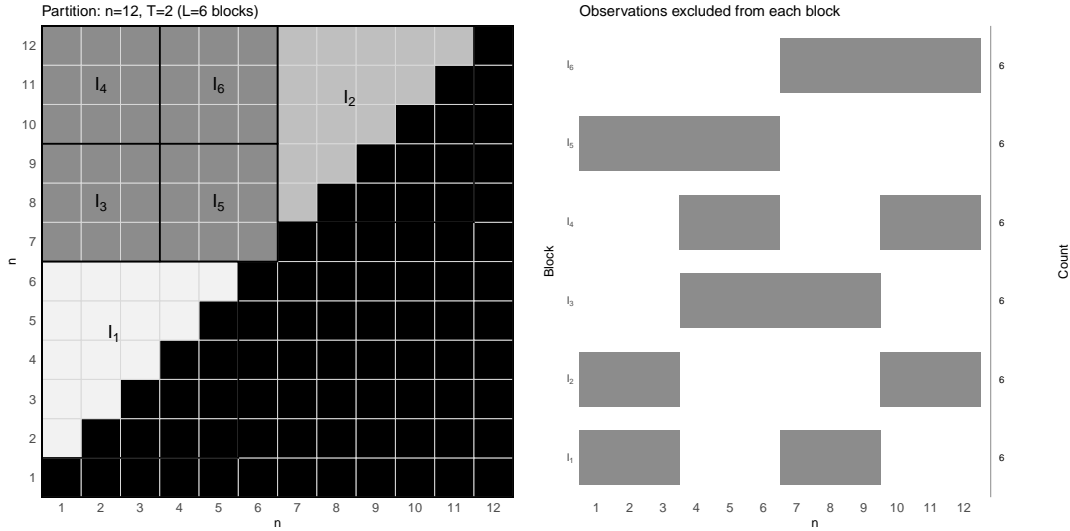


Figure 2: Cross-fitting partition: 1) split $i = 1, \dots, n$ and $j = 1, \dots, n$ into $T = 2$ equally sized folds, 2) Denote the blocks adjacent to the diagonal I_1 and I_2 , 3) split the remaining rectangle into 4 equally sized blocks. Balanced splits are always achieved when n is divisible by $2 \cdot T$. For other cases see Online Appendix N.

The debiased sample moment is $\hat{\psi}(\theta) = \hat{g}(\theta) + \hat{\phi}(\theta)$, where¹²

$$\hat{g}(\theta) = \binom{n}{2}^{-1} \sum_{l=1}^L \sum_{(i,j) \in I_l} g(W_i, W_j, \hat{\gamma}_l, \theta), \quad \hat{\phi}(\theta) = \binom{n}{2}^{-1} \sum_{l=1}^L \sum_{(i,j) \in I_l} \phi(W_i, W_j, \hat{\gamma}_l, \hat{\alpha}_l, \theta).$$

We call an estimator solving $\hat{\psi}(\hat{\theta}) = 0$ a DML U-estimator.¹³ We give sufficient conditions in Section 4 so that the asymptotic variance of $\sqrt{n}(\hat{\theta} - \theta_0)$ is $V = B^{-1} \Sigma B'^{-1}$, where

$$B = \frac{\partial \mathbb{E}[\psi(W_i, W_j, \gamma_0, \alpha_0, \theta)]}{\partial \theta}, \quad \Sigma = 4 \text{Var} \left(\mathbb{E}[\psi(W_i, W_j, \gamma_0, \alpha_0, \theta_0) | W_i] \right).$$

¹²We could also implement the debiased sample moment as $\hat{\psi}(\theta) = \hat{g}(\theta) + \tilde{\phi}$, where $\tilde{\phi}$ uses a preliminary cross-fitted estimator of θ_0 , with no significant changes in the theory.

¹³Chernozhukov et al. (2018) recommend repeatedly estimating with different random cross-fitting splits and taking the median to improve robustness to the partition; this is also possible here but may be computationally expensive.

The above asymptotic variance can be estimated by $\hat{V} = \hat{B}^{-1}\hat{\Sigma}\hat{B}'^{-1}$, where

$$\hat{B} = \binom{n}{2}^{-1} \sum_{i < j} \frac{\partial}{\partial \theta} \psi(W_i, W_j, \hat{\gamma}, \hat{\alpha}, \hat{\theta}),$$

$$\hat{\Sigma} = \frac{4}{n(n-1)^2} \sum_{i=1}^n \left[\sum_{j \neq i} \psi(W_i, W_j, \hat{\gamma}, \hat{\alpha}, \hat{\theta}) \right] \left[\sum_{j \neq i} \psi(W_i, W_j, \hat{\gamma}, \hat{\alpha}, \hat{\theta}) \right]'.$$

For variance estimation, we can use the whole sample for $\hat{\gamma}$ and $\hat{\alpha}$, since we only need consistency. It is also possible to cross-fit, but it is computationally inconvenient.

EXAMPLE (IOp, cont.): Let $\hat{\gamma}_l(x)$ denote cross-fitted ML predictions of income given circumstances x . Solving the debiased orthogonal sample moment we get

$$\hat{\theta} = \frac{\sum_{l=1}^L \sum_{(i,j) \in I_l} \text{sgn}(\hat{\gamma}_l(X_i) - \hat{\gamma}_l(X_j))(Y_i - Y_j)}{\sum_{i < j} (Y_i + Y_j)}.$$

The debiased IOp estimator $\hat{\theta}$ resembles the standard Gini coefficient for income, but rather than weighting by the sign of the differences in income, it weights by the sign of the difference in predictions. This means that whenever two individuals have the same fitted values their difference in incomes cannot be attributed to inequality of opportunity. In this example,

$$h(w) \equiv \mathbb{E}[\psi(W_i, W_j, \gamma_0, \alpha_0, \theta) | W_i = w] = \mathbb{E}[\theta(y + Y_j) - \text{sgn}(\gamma_0(x) - \gamma_0(X_j))(y - Y_j)].$$

The asymptotic variance of the DML U-estimator is given by $V = \Sigma/B^2$, where

$$\Sigma = 4\text{Var}(h(W_i)) \text{ and } B = 2\mathbb{E}[Y_i],$$

and it can be consistently estimated by $\hat{V} = \hat{\Sigma}/4\bar{Y}^2$, where $\bar{Y} = n^{-1} \sum_{i=1}^n Y_i$ and

$$\hat{\Sigma} = \frac{4}{n} \sum_{i=1}^n \left(\frac{1}{n-1} \sum_{j \neq i} \hat{\theta}(Y_i + Y_j) - \text{sgn}(\hat{\gamma}(X_i) - \hat{\gamma}(X_j))(Y_i - Y_j) \right)^2. \quad (2.10)$$

■

The construction of the orthogonal moment requires deriving an adjustment term ϕ for the given identifying moment g satisfying (2.6) and (2.7). We have derived in Proposition 1 the adjustment term ϕ corresponding to the identifying moment g in the running IOp example. The next section explains how ϕ was obtained for this and other examples, providing a general theory for characterizing ϕ for a general class of two-step U-statistics.¹⁴

¹⁴IOp practitioners can safely skip the next section, and jump directly to the Monte Carlo, Section 5.

3 General Construction of Adjustment Terms

The expression for ϕ depends on the original identifying moment function g and how the first-step limit $\gamma(F)$ is identified. Henceforth, $L_2(X_i)$ is the set of measurable functions of X_i with finite second moments. We define $L_2(X_i, X_j)$ analogously, and sometimes we drop the reference to random variables and use simply L_2 (the meaning will be clear from the context). We consider first-step functions $\gamma(F)$ in a linear set $\Gamma \in L_2(X_i)$, such that

$$\mathbb{E}_F[\nu(X_i)(Y_i - \gamma(F))] = 0 \text{ for all } \nu \in \Gamma. \quad (3.1)$$

This setting is quite general and fits well with the applications we are interested in. It covers linear, nonparametric, and high-dimensional regressions, among others. Specifically, if $\Gamma = \{\beta'X_i : \beta \in \mathbb{R}^d\}$, with d the dimension of X_i , then $\gamma(F)(X_i) = \beta'_F X_i$ is a linear regression fit. If $\Gamma = L_2(X_i)$, then $\gamma(F)(X_i) = \mathbb{E}_F[Y_i|X_i]$ is a nonparametric regression fit. When Γ is the mean-square limit of linear combinations $\sum_{k=1}^K \beta_{0k} b_k(X_i)$, for some K , a sequence of real numbers $(\beta_{0k})_{k=1}^\infty$ and a dictionary $(b_k)_{k=1}^\infty$ of functions of X_i with finite variance, then $\gamma(F)(X_i)$ is a high-dimensional regression fit. For other examples included in this setting, see [Newey \(1994\)](#). We require the following assumption on Γ .

Assumption 2 $\Gamma \subseteq L_2(X_i)$ is a closed linear set that contains constant functions.

For simplicity of exposition, we take $\gamma(F)$ to be real-valued, though the extension of our results to multiple first-steps follows straightforwardly from the chain rule.

The two key steps to derive ϕ are (i) a linearization step of the original identifying moment function g with respect to γ ; and (ii) a projection step to provide an integral representation as in (2.7), see [Newey \(1994\)](#) for such a representation in the standard GMM setting. We separate the analysis into these two steps.

3.1 Linearization

For this linearization step, we assume there exist functions $\delta_m \in L_2$, constants (c_{1m}, c_{2m}) , $m = 1, \dots, M$, and an integer $M \geq 1$, such that

$$\frac{d}{d\tau} \mathbb{E}[g(W_i, W_j, \gamma(F_\tau), \theta)] = \sum_{m=1}^M \frac{d}{d\tau} \mathbb{E}[\delta_m(X_i, X_j, \gamma_0, \theta)(c_{1m}\gamma_\tau(X_i) + c_{2m}\gamma_\tau(X_j))], \quad (3.2)$$

where $\gamma_\tau(x) = \gamma(F_\tau)(x)$ is the first-step limit corresponding to $F_\tau = F_0 + \tau(H - F_0)$. For simplicity of notation, we drop the possible dependence of δ_m , c_{1m} and c_{2m} on θ and γ_0 . Henceforth, we also use the short notation $\delta_{ij,m}(\gamma) \equiv \delta_m(X_i, X_j, \gamma)$ and $\delta_{ij,m} \equiv \delta_{ij,m}(\gamma_0)$.

EXAMPLE (IOp, cont.): In the proof of Proposition 1 we show that

$$\begin{aligned} \frac{d}{d\tau} \mathbb{E}[g(W_i, W_j, \gamma(F_\tau), \theta)] &= \frac{d}{d\tau} \mathbb{E}[\theta(\gamma_\tau(X_i) + \gamma_\tau(X_j))] \\ &\quad - \frac{d}{d\tau} \mathbb{E}[\text{sgn}(\gamma_0(X_i) - \gamma_0(X_j))(\gamma_\tau(X_i) - \gamma_\tau(X_j))], \end{aligned} \quad (3.3)$$

so that (3.2) is satisfied with $M = 2$, $\delta_{ij,1} = \theta$, $(c_{11}, c_{21}) = (1, 1)$, $\delta_{ij,2} = -\text{sgn}(\gamma_0(X_i) - \gamma_0(X_j))$, and $(c_{12}, c_{22}) = (1, -1)$. ■

3.2 Projection

After the linearization, we modify the projection step of (Newey, 1994, p. 1360–1361) to fit our current U-statistic framework. The novel idea is to view $c_{1m}\gamma_\tau(X_i) + c_{2m}\gamma_\tau(X_j)$ as an orthogonal projection of $c_{1m}Y_i + c_{2m}Y_j$ on a suitable set \mathcal{S} of $L_2(X_i, X_j)$ to be defined below.

We consider two cases, depending on the modeling assumptions. In case (i), the researcher follows a fully nonparametric approach and sets $\Gamma = L_2(X_i)$ and $\mathcal{S} = L_2(X_i, X_j)$. In the case (ii), $\Gamma \subseteq L_2(X_i)$ is any other set that satisfies Assumption 2, and the researcher defines $\mathcal{S} = \Gamma + \Gamma \in L_2(X_i, X_j)$. This second case is useful when, for example, nonparametric estimation is not feasible (e.g., when X is high-dimensional). Each case defines a different nuisance parameter $\alpha_0 \in \mathcal{S}$. Henceforth $\Pi_V(\cdot)$ is the orthogonal projection operator onto V , for a closed linear set V .

The goal is to express the derivative of the identifying moment function as the integral representation in (2.7). After the linearization, we show below that $\alpha_{0m} = \Pi_{\mathcal{S}}(\delta_m)$ satisfies

$$\mathbb{E}[\delta_m(X_i, X_j, \gamma_0, \theta)(c_{1m}\gamma_\tau(X_i) + c_{2m}\gamma_\tau(X_j))] = \mathbb{E}[\alpha_{0m}(X_i, X_j, \gamma_0, \theta)(c_{1m}\gamma_\tau(X_i) + c_{2m}\gamma_\tau(X_j))].$$

and

$$\mathbb{E}_{F_\tau}[\alpha_{0m}(X_i, X_j, \gamma_0, \theta)(c_{1m}Y_i + c_{2m}Y_j - c_{1m}\gamma_\tau(X_i) - c_{2m}\gamma_\tau(X_j))] = 0. \quad (3.4)$$

We can then apply the chain rule to (3.4) to express the derivative of interest as an integral representation in (2.7). The additional nuisance parameters $\alpha_0 = (\alpha_{01}, \dots, \alpha_{0M})$ are characterized in the following lemma, which gives the expression for the adjustment term ϕ . Henceforth, for simplicity of notation we drop the dependence of α_0 on γ_0 and θ .

Lemma 1 Suppose (3.1), (3.2) and Assumption 2 hold. Then,

$$\phi(W_i, W_j, \gamma_0, \alpha_0, \theta) = \sum_{m=1}^M \alpha_{0m}(X_i, X_j) (c_{1m}Y_i + c_{2m}Y_j - c_{1m}\gamma_0(X_i) - c_{2m}\gamma_0(X_j)), \quad (3.5)$$

satisfies (2.6)-(2.7) with $\alpha_0 = (\alpha_{01}, \dots, \alpha_{0M})'$, where, for $m = 1, \dots, M$,

(i) $\alpha_{0m} = \delta_m(\cdot, \gamma_0)$ for $\Gamma = L_2(X_i)$,

(ii) and for any other Γ ,

$$\alpha_{0m}(X_i, X_j) = \Pi_\Gamma \mathbb{E}[\delta_{ij,m}|X_i] + \Pi_\Gamma \mathbb{E}[\delta_{ij,m}|X_j] - \mathbb{E}[\delta_{ij,m}]. \quad (3.6)$$

EXAMPLE (IOp, cont.): Since we are modelling the prediction fully nonparametrically (case (i)), then $\alpha_{01}(X_i, X_j) = \delta_{ij,1} = \theta$ and $\alpha_{02}(X_i, X_j) = \delta_{ij,2} = -\text{sgn}(\gamma_0(X_i) - \gamma_0(X_j))$. ■

The estimator $\hat{\alpha}_l$ for $\alpha_0(X_i, X_j)$ depends on Γ . When δ is known up to the first-step γ_0 , as in Lemma 1(i), $\alpha_0 = \delta(\cdot, \gamma_0)$ is also known up to γ_0 and we can set $\hat{\alpha}_l = \delta(\cdot, \hat{\gamma}_l)$. For other cases, we can obtain $\hat{\alpha}_l$ from any ML method that estimates the projection of $\delta(\cdot, \hat{\gamma}_l)$ onto Γ (such as Lasso, neural nets, sieves, etc.). For example, using Lemma 1(ii) and letting $n_l = \sum_{j:(i,j) \notin I_l} 1$, we can estimate the conditional expectations in (3.6) by

$$\tilde{\alpha}_{1l}(X_i) = \frac{1}{n_l} \sum_{j \neq i} \delta_{ij}(\hat{\gamma}_l) \text{ and } \tilde{\alpha}_{2l}(X_j) = \frac{1}{n_l} \sum_{i \neq j} \delta_{ij}(\hat{\gamma}_l),$$

respectively, and then the orthogonal projection of $\tilde{\alpha}_{rl}(X_i)$ onto Γ in (3.6), for $r = 1, 2$, with any ML estimating orthogonal projections and with observations not in I_l .

If $\alpha_{0m} = 0$ for all $m = 1, \dots, M$, then the original identifying moment is locally robust and no adjustment term is necessary (we set $\phi = 0$). We illustrate with debiased IOp.

EXAMPLE (Debiased IOp): If $g(W_i, W_j, \gamma_0, \theta_0) = (Y_i + Y_j)\theta_0 - \text{sgn}(\gamma_0(X_i) - \gamma_0(X_j))(Y_i - Y_j)$, then the corresponding adjustment term is $\phi = 0$. ■

4 Asymptotic Theory

4.1 The General Case

The aim of using a debiased moment function and cross-fitting is to be able to perform valid inferences. First, we will show that under some relatively mild conditions,

$$\sqrt{n} \binom{n}{2}^{-1} \sum_{l=1}^L \sum_{(i,j) \in I_l} \psi(W_i, W_j, \hat{\gamma}_l, \hat{\alpha}_l, \theta_0) = \sqrt{n} \binom{n}{2}^{-1} \sum_{i < j} \psi(W_i, W_j, \gamma_0, \alpha_0, \theta_0) + o_p(1). \quad (4.1)$$

This means that the first-order asymptotic properties of the debiased $\hat{\theta}$ are not affected by the estimation of first-steps. In (4.1), the estimator $\hat{\alpha}_l$ is evaluated at θ_0 when $\alpha_0(X_i, X_j)$ depends on θ_0 . This simplifies the verification of the required convergence conditions below.

Let $|\cdot|$ and $\|\cdot\|_q$ be the Euclidean and L_q norms, respectively. Specifically, for a measurable function m of W_i , $\|m\|_q = (\mathbb{E}[|m(W_i)|^q])^{1/q}$, for $q \geq 1$. For simplicity of notation, we drop the subindex for $q = 2$, and simply write $\|m\|$. Also define the supremum norm, $\|m\|_\infty = \sup_{x \in \mathcal{X}} |m(x)|$. The terms \rightarrow_p and \rightarrow_d denote convergence in probability and distribution, respectively.

Assumption 3 $\mathbb{E}[|\psi(W_i, W_j, \gamma_0, \alpha_0, \theta_0)|^2] < \infty$ and for each $l = 1, \dots, L$,

$$(i) \int \int |g(w_i, w_j, \hat{\gamma}_l, \theta_0) - g(w_i, w_j, \gamma_0, \theta_0)|^2 F_0(dw_i) F_0(dw_j) \rightarrow_p 0;$$

$$(ii) \int \int |\phi(w_i, w_j, \hat{\gamma}_l, \alpha_0, \theta_0) - \phi(w_i, w_j, \gamma_0, \alpha_0, \theta_0)|^2 F_0(dw_i) F_0(dw_j) \rightarrow_p 0;$$

$$(iii) \int \int |\phi(w_i, w_j, \gamma_0, \hat{\alpha}_l, \theta_0) - \phi(w_i, w_j, \gamma_0, \alpha_0, \theta_0)|^2 F_0(dw_i) F_0(dw_j) \rightarrow_p 0.$$

These are mild mean-square consistency conditions for $\hat{\gamma}_l$ and $\hat{\alpha}_l$ separately. A linearization argument like equation (3.2) often implies that the left hand side of Assumption 3(i)-(ii) are bounded above by a constant times $\|\hat{\gamma}_l - \gamma_0\|$, so L_2 consistency suffices. Assumption 3(iii) typically follows from L_2 consistency of $\hat{\alpha}_l$.

There is a large literature checking L_q -convergence rates for different machine learners under low level sparsity or smoothness conditions on the nuisance parameters. The traditional non-parametric literature gives rates for kernel regression (e.g. [Tsybakov \(2009\)](#)) and sieves/series (e.g. [Chen \(2007\)](#)). For L_1 -penalty estimators such as Lasso see, e.g., [Belloni and Chernozhukov \(2011\)](#) and [Belloni and Chernozhukov \(2013\)](#). Also for low level conditions for shrinkage and kernel estimators see Appendix B in [Sasaki and Ura \(2021\)](#). Rates for L_2 -boosting in low dimensions are found in [Zhang and Yu \(2005\)](#), and more recently in [Kueck et al. \(2023\)](#) with high-dimensional data. For results on versions of random forests see [Wager and Walther \(2015\)](#) and [Athey et al. \(2019\)](#). Finally, for a modern setting of deep neural networks with rectified linear (ReLU) activation function see, e.g., [Schmidt-Hieber \(2020\)](#) and [Farrell et al. \(2021\)](#). For recent results on L_q rates for machine learners see [El Hanchi and Erdogdu \(2023\)](#) and [Peng and Yang \(2025\)](#).

Define now the following interaction term

$$\hat{\xi}_l(w_i, w_j) = \phi(w_i, w_j, \hat{\gamma}_l, \hat{\alpha}_l, \theta_0) - \phi(w_i, w_j, \gamma_0, \hat{\alpha}_l, \theta_0) - \phi(w_i, w_j, \hat{\gamma}_l, \alpha_0, \theta_0) + \phi(w_i, w_j, \gamma_0, \alpha_0, \theta_0).$$

Assumption 4 For each $l = 1, \dots, L$, either i)

$$\sqrt{n} \int \int \hat{\xi}_l(w_i, w_j) F_0(dw_i) F_0(dw_j) \rightarrow_p 0, \int \int |\hat{\xi}_l(w_i, w_j)|^2 F_0(dw_i) F_0(dw_j) \rightarrow_p 0,$$

$$\text{or ii) } \sqrt{n} \binom{n}{2}^{-1} \sum_{(i,j) \in I_l} |\hat{\xi}_l(W_i, W_j)| \rightarrow_p 0, \text{ or iii) } \sqrt{n} \binom{n}{2}^{-1} \sum_{(i,j) \in I_l} \hat{\xi}_l(W_i, W_j) \rightarrow_p 0.$$

These are rate conditions on the remainder term $\hat{\xi}_l(w_i, w_j)$. For ϕ in (3.5), the interaction term is a sum over m of terms of the form

$$\hat{\xi}_{lm}(w_i, w_j) = (\hat{\alpha}_{lm}(x_i, x_j) - \alpha_{0m}(x_i, x_j)) (c_{1m}\hat{\gamma}_l(X_i) + c_{2m}\hat{\gamma}(X_j) - c_{1m}\gamma_0(X_i) - c_{2m}\gamma_0(X_j)).$$

Therefore, Assumption 4 follows for first-steps satisfying orthogonality restrictions if $\sqrt{n}||\hat{\alpha}_{lm} - \alpha_{0m}||||\hat{\gamma}_l - \gamma_0|| = o_p(1)$. This is a product rate condition which allows for nuisance estimators to converge at slower rates as long as the product converges faster to zero than the $n^{-1/2}$ -rate. Define now $\bar{\psi}(\gamma, \alpha, \theta) \equiv \mathbb{E}[\psi(W_i, W_j, \gamma, \alpha, \theta)]$, i.e. the expectation is only over (W_i, W_j) . Henceforth, C is a generic positive constant that may change from expression to expression.

Assumption 5 For each $l = 1, \dots, L$ and θ , i) $\int \int \phi(w_i, w_j, \gamma_0, \hat{\alpha}_l, \theta) F_0(dw_i) F_0(dw_j) = 0$ with probability approaching one; and ii) $\sqrt{n}\bar{\psi}(\hat{\gamma}_l, \alpha_0, \theta_0) \rightarrow_p 0$.

Assumption 5 (i) incorporates the global robustness property of α and is in most cases easy to check by inspection of ϕ . For example, it holds for ϕ in (3.5). Assumption 5 (ii) is a small bias condition. A sufficient condition for Assumption 5 (ii) is that $\bar{\psi}(\gamma, \alpha_0, \theta_0) \leq C||\gamma - \gamma_0||_q^\rho$ for all γ with $||\gamma - \gamma_0||$ small enough and that $||\hat{\gamma}_l - \gamma_0||_q = o_p(n^{-1/2\rho})$, for $\rho > 0$.

Lemma 2 If Assumptions 3-5 are satisfied then equation (4.1) holds.

For valid inference, we also need convergence of the asymptotic variance estimators. To simplify the computation, we implemented the variance estimator without cross-fitting. Define $\hat{g}_{ij} = g(W_i, W_j, \hat{\gamma}, \hat{\alpha}, \hat{\theta})$ and $g_{ij} = g(W_i, W_j, \gamma_0, \alpha_0, \theta_0)$. Then define the following leave-one out average $\hat{g}_{-i} = (n-1)^{-1} \sum_{j \neq i} \hat{g}_{ij}$ and $g_{-i} = (n-1)^{-1} \sum_{j \neq i} g_{ij}$, let $\hat{\phi}_{-i}$ and ϕ_{-i} be defined in the same way.

Lemma 3 If $\mathbb{E}[|\psi(W_i, W_j, \gamma_0, \alpha_0, \theta_0)|^2] < \infty$, $n^{-1} \sum_{i=1}^n |\hat{g}_{-i} - g_{-i}|^2 \rightarrow_p 0$ and $n^{-1} \sum_{i=1}^n |\hat{\phi}_{-i} - \phi_{-i}|^2 \rightarrow_p 0$, then $\hat{\Sigma} \rightarrow_p \Sigma$.

We also need convergence of the Jacobian of the moment condition $\hat{B} \rightarrow_p B$. Define $\tilde{\psi}_{ij} = \psi(W_i, W_j, \hat{\gamma}, \hat{\alpha}, \theta_0)$.

Assumption 6 B exists and there is a neighborhood \mathcal{N} of θ_0 such that i) $||\hat{\gamma} - \gamma_0|| \rightarrow_p 0$; ii) for all $||\gamma - \gamma_0||$ and $||\alpha - \alpha_0||$ small enough $\psi(W_i, W_j, \gamma, \alpha, \theta)$ is differentiable in θ on \mathcal{N} with probability approaching one and there is $C > 0$ and $d(W_i, W_j, \gamma, \alpha)$ such that $\mathbb{E}[d(W_i, W_j, \gamma, \alpha)] \leq C$ and such that for $\theta \in \mathcal{N}$ and $||\gamma - \gamma_0||$ and $||\alpha - \alpha_0||$ small enough

$$\left| \frac{\partial \psi(W_i, W_j, \gamma, \alpha, \theta)}{\partial \theta} - \frac{\partial \psi(W_i, W_j, \gamma, \alpha, \theta_0)}{\partial \theta} \right| \leq d(W_i, W_j, \gamma, \alpha) |\theta - \theta_0|^{1/C}$$

iii) For each k , $\mathbb{E}[|\partial \tilde{\psi}_{ij} / \partial \theta_k - \partial \psi_{ij} / \partial \theta_k|] \rightarrow 0$.

Lemma 4 *If Assumption 6 is satisfied and if $\bar{\theta} \rightarrow_p \theta_0$ then $\partial \hat{\psi}(\bar{\theta}) / \partial \theta \rightarrow_p B$.*

Now we are ready to give the main asymptotic result of the paper,

Theorem 1 *If Assumptions 3-6 and conditions in Lemma 3 are satisfied, $\hat{\theta} \rightarrow_p \theta_0$ and $V = B^{-1} \Sigma B'^{-1}$ is nonsingular, then*

$$\sqrt{n}(\hat{\theta} - \theta_0) \rightarrow_d \mathcal{N}(0, V).$$

Also, $\hat{V} \rightarrow_p V$.

Theorem 1 assumes consistency of $\hat{\theta}$, which Appendix B.3 establishes under mild conditions.

REMARK (On degeneracy of orthogonal moments). When

$$\mathbb{E}[\psi(W_i, W_j, \gamma_0, \alpha_0, \theta_0) | W_i] = 0 \text{ a.s.},$$

then $\Sigma = 0$ and $V = 0$. In this case, we say that the kernel ψ or the U-statistic is degenerate. In this situation, our results show the estimator converges to θ_0 faster than $n^{-1/2}$. Therefore, our asymptotic distribution theory provides distributional results only for non-degenerate orthogonal moments. We focus on this case because it is the most common one in the applications we are interested in. A complete analysis of the degenerate case is beyond the scope of this paper and is deferred to future research. ■

4.2 Asymptotic properties of the debiased IOp

We give lower-level conditions for the IOp example. To simplify the notation, define the difference of fitted values $\Delta_\gamma(X_i, X_j) = \gamma(X_i) - \gamma(X_j)$, and, in particular, $\Delta_0 \equiv \Delta_{\gamma_0}(X_i, X_j)$.

Assumption 7 (i) $\|\hat{\gamma}_l - \gamma_0\|_1 = o_p(1)$; (ii) $P(\Delta_0 = 0 | X_i \neq X_j) = 0$; (iii) $P(0 < |\Delta_0| \leq t) \leq Ct^\beta$ for $\beta > 0$, and for all $t > 0$ sufficiently small.

Assumption 7 (i) requires $\hat{\gamma}_l$ to be L_1 consistent. Assumption 7 (ii) requires that, given $X_i \neq X_j$, the mass at zero of $|\Delta_0|$ is zero. This holds if Δ_0 has an absolutely continuous distribution or in the discrete case if γ_0 is injective. Assumption 7 (iii) requires that the mass of $|\Delta_0|$ strictly above zero disappears at a given rate. If Δ_0 has a Lebesgue density that is bounded at 0 then it holds with $\beta = 1$. For $\beta = \infty$, the mass around zero disappears. This is the case when Δ_0 is discrete since there exists \tilde{t} small enough such that $P(0 < |\Delta_0| \leq t) = 0$ for any $t \leq \tilde{t}$. The next result uses (i) and (ii) to show mean-square consistency of the sign difference and (iii) to control the smoothness of the functional $\gamma \rightarrow \mu(\Delta_\gamma) = \mathbb{E}[(\text{sgn}(\Delta_\gamma) - \text{sgn}(\Delta_0))\Delta_0]$.

Proposition 2 Under Assumption 7 (i) and (ii),

$$\int \int |\text{sgn}(\Delta_{\hat{\gamma}_i}) - \text{sgn}(\Delta_0)|^2 F_0(dw_i) F_0(dw_j) \rightarrow_p 0,$$

and under Assumption 7 (iii),

$$\mu(\Delta_\gamma) \leq \begin{cases} C \|\gamma - \gamma_0\|_q^{\frac{q(1+\beta)}{q+\beta}} & \text{if } q \in [1, \infty), \\ C \|\gamma - \gamma_0\|_\infty^{1+\beta} & \text{if } q = \infty. \end{cases}$$

In L_2 norm (i.e., $q = 2$), we have that $\mu(\Delta_\gamma) \leq C \|\gamma - \gamma_0\|_2^{2\frac{1+\beta}{2+\beta}}$, so in the continuous case with bounded density at 0 (i.e., $\beta = 1$) we achieve a smoothness exponent of 4/3 while in the discrete case ($\beta = \infty$) we achieve a quadratic bound. This Proposition is an improvement upon the results in Cl  men  on and Robbiano (2011).¹⁵ The next assumption relates to the trade-off between smoothness properties and required rates of the ML estimators.

Assumption 8 $\|\hat{\gamma}_i - \gamma_0\|_q = o_p(n^{-\rho_{q\beta}})$ where $\rho_{q\beta} \geq \frac{1}{2q} \cdot \frac{q+\beta}{1+\beta}$ if $q \in [1, \infty)$, and $\rho_{q\beta} \geq \frac{1}{2(1+\beta)}$ if $q = \infty$.

There are several ways in which one can achieve the asymptotic normality results, depending on the margin parameter β and the rate of the ML estimator under different norms. Table 1 shows the most common configurations. In the discrete case ($\beta \rightarrow \infty$) and under the supremum norm, we allow for slow convergence rates, even slower than $n^{-1/4}$.

q	$\beta = 1$	$\beta = \infty$
2	3/8	1/4
∞	1/4	0

Table 1: ML rates required for different margin parameters in L_2 and L_∞ norms.

In our empirical application $\beta = \infty$ so the L_2 nonparametric rates of $n^{-1/4}$ typically imposed in the DML literature suffice. For consistent estimation of the variance, we assume the following.

Assumption 9 $\mathbb{E}[(\hat{\gamma}(X_i) - \gamma_0(X_i))^2] = o(1)$.

This assumption strengthens Assumption 7 (i) to mean-square convergence (unconditionally). It can be discarded at the cost of cross-fitting the variance estimator.

¹⁵They assume $P(|\gamma_0(X_i) - \gamma_0(x)| \leq t) \leq Ct^\beta$ for all x . This implies Assumption 7(iii) for $\beta \leq 1$. In contrast, we allow for $\beta > 1$, which is key for the rates in Assumption 8. As a result, we recover Massart’s margin condition from classification (Massart (2000); Audibert and Tsybakov (2007)) in a ranking setting.

Proposition 3 *Let Assumptions 7, 8 and 9 hold. Assuming further that either $\mathbb{E}[Y_i^2|X_i] < C < \infty$ a.s. or that $\mathbb{E}[|Y_i - Y_j|^{2+\delta}] < \infty$ for some $\delta > 0$, we have $\sqrt{n}(\hat{\theta} - \theta_0) \rightarrow_d \mathcal{N}(0, V)$ and $\hat{V} \rightarrow_p V$, where \hat{V} is given in (2.10).*

5 Monte Carlo Simulations

In this section, we evaluate the finite sample performance of the proposed debiased IOp estimator in comparison with the commonly used plug-in estimator. We consider two DGPs: (i) a Gaussian First-Step Error Model that serves to illustrate the main points of the paper; and (ii) an empirically motivated DGP based on the Spanish data used in our empirical application below.

5.1 A Gaussian First-Step Error Model

In this DGP, $X \sim \mathcal{N}(0, \sigma_X^2)$ and

$$Y = \gamma_0(X) + \varepsilon, \text{ where } \gamma_0(X) = 5 + X^2,$$

where $\varepsilon \sim \mathcal{N}(0, \sigma_\varepsilon^2)$, $\sigma_\varepsilon^2 = \text{Var}(\gamma_0(X))/StN$, and StN is the Signal to Noise Ratio which is fixed by us. This DGP is called a Gaussian First-Step Error Model because we generate

$$\hat{\gamma}(x) = \gamma_0(x) + \delta_n(x), \text{ where } \delta_n(x) \sim \mathcal{N}\left(c_1(\mathbb{E}[\gamma_0(X)] - \gamma_0(x))n^{-\rho_1}, \frac{c_2}{StN}n^{-\rho_2}\right),$$

where c_1, c_2, ρ_1, ρ_2 are constants. This DGP helps us check asymptotic theory with a full control over the rates of $\hat{\gamma}$. A nice feature of this DGP is that we can easily check that the key derivative term in (1.1) is normally distributed. Specifically,

$$\sqrt{n} \frac{\partial \theta(\gamma_0)}{\partial \gamma} [\hat{\gamma} - \gamma_0] \sim \mathcal{N}(C_1 n^{0.5-\rho_1}, \sigma_n^2),$$

where $C_1 = c_1 \theta_0$, $\sigma_n^2 = C_2 n^{1-\rho_2}$ and $C_2 = c_2(\mathbb{E}[2Y])^{-2} \theta_0^2 / StN$. Computations for the Gaussian First-Step Error Model can be found in Online Appendix K. Therefore, the plug-in bias coming from this derivative term diverges when $\rho_1 < 1/2$ and $\rho_2 < 1$. This illustrates the bias problem and the lack of root- n consistency of plug-in estimators based on non-locally robust moment functions, as mentioned in the Introduction.

We can also show that Assumption 7 (iii) holds with any $\beta < 1$ (see Online Appendix K). Hence, a sufficient condition for valid inference of the debiased estimator requires rates faster than $3/8$ in L_2 norm. This implies $\rho_1 > 3/8$ and $\rho_2 > 3/4$. In the simulations, we present slower and faster rates than required. We do so to evaluate the robustness of the

finite sample performance to our sufficient conditions. The lower the β , the less smooth the model and the harder it is to control the nonlinear bias terms. Hence, with this DGP, we are dealing with a difficult case ($\beta < 1$).

In Table 2, we report the bias of the Plug-in estimator and coverage of the associated confidence intervals in a Monte Carlo simulation for several specifications of the constants $c_1, c_2, \rho_1, \rho_2, \sigma_X^2$ and StN . We report coverage rates of two different confidence intervals based on the plug-in estimator: (i) a blind application of the plug-in estimator that does not account for the first-step effect on the asymptotic standard error (naive coverage); and (ii) a correction of the standard error for the plug-in estimator that accounts for the first-step error (using the same standard error formula as for the debiased estimator). We also report the confidence interval length based on the debiased estimator.

The results are consistent with our theory. The plug-in method is highly affected by the slow convergence of $\hat{\gamma}$, showing large bias and associated confidence intervals with substantial coverage distortions. In contrast, the debiased IOp estimator has small bias and the confidence interval based on it has an accurate coverage uniformly across different sample sizes and parameter configurations (including deviations from our sufficient conditions).

5.2 Empirically-Based DGP

In this section, we calibrate a DGP to the data used in our empirical application. We take the Spanish data set and run a regression of log income on the education of the mother, the education of the father, and the occupation of the father. In this section, X_i will denote these three variables for individual i . We then take the fitted values and the variance of the residuals, which we denote by σ_ε^2 , to generate new data $Y_i = \exp(\gamma_0(X_i) + \varepsilon_i)$, where $\varepsilon_i \sim \mathcal{N}(0, \sigma_\varepsilon^2)$ and $\gamma_0(X_i)$ is sampled with replacement from the OLS fitted values. The econometrician does not know which circumstances enter the DGP and employs all the circumstances available in our empirical application. She uses grouped Lasso to select relevant variables with the R package `grpreg` (see [Breheny and Huang \(2015\)](#)).

The DGP employed has 52 groups with distinct conditional mean and a true IOp of 0.085. When the econometrician does not know the variables that enter the DGP, the possible number of groups she might entertain is much larger. We feed the MLs Y and not $\ln(Y)$ which in this setting makes it harder for the MLs to detect the signal, this is reflected in a realistically low Signal to Noise Ratio (StN) of 3%.

For the first-step estimator, we use RF and CIF. The latter is popular in the IOp literature (e.g. [Brunori et al. \(2021\)](#)) and the former is more popular in general. We use the R packages `ranger` and `party`. As a benchmark, we provide results for a parametric approach that runs OLS of $\ln(Y)$ on the correct set of circumstances (see [Ferreira and Gignoux \(2011\)](#)). The fitted values $\hat{\gamma}(x)$ from this log-linear regression consistently estimate $\gamma_0(x)$. As predictions

Table 2: Gaussian First-step error model simulations

StN	ρ_1	ρ_2	n	BP	CP	CPN	BD	CD	CI length
0.1	0.26	0.6	1000	-0.011	1.000	0.165	-0.005	0.935	0.057
			3000	-0.009	0.999	0.020	-0.003	0.934	0.033
			6000	-0.008	0.974	0.001	-0.002	0.935	0.023
		0.8	1000	-0.016	1.000	0.017	-0.002	0.945	0.057
			3000	-0.012	0.971	0.001	-0.001	0.936	0.033
			6000	-0.010	0.751	0.000	-0.001	0.945	0.023
	0.5	0.6	1000	0.003	1.000	0.920	-0.004	0.945	0.057
			3000	0.002	1.000	0.893	-0.002	0.934	0.033
			6000	0.001	1.000	0.910	-0.002	0.942	0.023
		0.8	1000	-0.002	1.000	0.923	-0.002	0.948	0.057
			3000	-0.001	1.000	0.915	-0.001	0.936	0.033
			6000	-0.001	1.000	0.911	-0.001	0.947	0.023
1	0.26	0.6	1000	-0.017	0.115	0.010	-0.001	0.947	0.024
			3000	-0.013	0.009	0.001	0.000	0.935	0.014
			6000	-0.011	0.001	0.000	0.000	0.936	0.010
		0.8	1000	-0.017	0.085	0.006	0.000	0.949	0.024
			3000	-0.013	0.005	0.000	0.000	0.940	0.014
			6000	-0.011	0.000	0.000	0.000	0.934	0.010
	0.5	0.6	1000	-0.003	0.983	0.889	-0.001	0.947	0.024
			3000	-0.001	0.982	0.893	0.000	0.938	0.014
			6000	-0.001	0.982	0.893	0.000	0.935	0.010
		0.8	1000	-0.003	0.979	0.861	0.000	0.950	0.024
			3000	-0.002	0.980	0.873	0.000	0.942	0.014
			6000	-0.001	0.973	0.865	0.000	0.933	0.010

Simulation Results 1000 iterations. $\text{sd}(X) = 1$, $c_1 = 1$, $c_2 = 0.5$. BP: Bias Plug-in, CP: Coverage Plug-in, CPN: Coverage Plug-in Naive, BD: Bias Debaised, CD: Coverage Debaised.

we take $\exp(\hat{\gamma}(X))$. Since the Gini is scale-invariant, the Gini of $\exp(\gamma_0(X))$ is the same as the Gini of $\mathbb{E}[Y|X] = \exp(\gamma_0(X))\sigma_\varepsilon^2/2$. Hence, the parametric model is correctly specified (up to scale) and expected to perform well. For the plug-in confidence intervals, we report two coverages, one based on the correct asymptotic variance, which accounts for the first-step estimation, and a naive one that ignores the first-step estimation.

In Table 3 we show the results of the simulations. For RF and CIF, the plug-in estimator is generally more biased and the coverages of its associated confidence intervals are far from the nominal level, particularly when using naive standard errors. The debaised estimators show very low bias and lead to accurate inference. As expected, the parametric approach displays very low bias even in its plug-in version. The coverage of the associated confidence intervals is only valid when the first-step estimation effect is taken into account, which we are the first to do. Our debaised ML methods show remarkably similar performance to the well-specified parametric approach. We also show average confidence interval length, which is decreasing in sample size, as expected, and comparable with its parametric counterpart, illustrating the adaptive and efficient features of the proposed debaised inferences.

Table 3: Simulation results with 1000 iterations

ML	n	Plug-in			Debiased		
		Bias	Coverage	Coverage naive	Bias	Coverage	Avg. CI length
RF	1000	-0.012	0.916	0.186	0.002	0.953	0.081
	3000	-0.012	0.806	0.140	-0.001	0.937	0.047
	6000	-0.011	0.741	0.097	-0.001	0.923	0.033
CIF	1000	-0.033	0.621	0.081	-0.008	0.901	0.077
	3000	-0.022	0.550	0.034	-0.003	0.922	0.046
	6000	-0.016	0.495	0.037	-0.002	0.934	0.032
Parametric	1000	0.022	0.737	0.076	-0.006	0.918	0.077
	3000	0.012	0.868	0.106	-0.003	0.926	0.046
	6000	0.008	0.887	0.103	-0.001	0.956	0.032

6 Inequality of Opportunity in Europe

We measure IOp in 29 European countries using the 2019 EUSILC. Income is equivalized household income, the unit is the individual and we restrict the sample to ages 25–59.

Circumstances include parental characteristics and aspects of the respondent’s household and living conditions around age 14: sex, country of birth, whether he/she was living with the father, the number of adults/working adults/kids in the household, population of the municipality, tenancy of the house, country of birth of the mother, education of the parents, occupational status of the parents, father’s managerial position, father’s occupation, financial situation and whether school materials were accessible. Remember that it refers to when the individual was around 14 years old, so, for instance, financial situation refers to the financial situation of the household where the individual resided when he/she was around 14 years old. All circumstances are discrete, so there are many different combinations of the categories. As in the simulations, we first use Grouped Lasso to select among all circumstances.

Figure 3 shows debiased and plug-in estimates of relative IOp with 95% CIs for the debiased estimator. The wider CIs use the Šidák correction (see Šidák (1967)) for simultaneous inference across 29 countries. We also report the (now likely misspecified) parametric approach (see Ferreira and Gignoux (2011)) used in the simulations with bootstrap standard errors. For ML, we use CIF, the most common ML in the IOp literature; results for other MLs appear in Online Appendix L. The plug-in estimator systematically underestimates IOp and often falls outside the debiased CI.

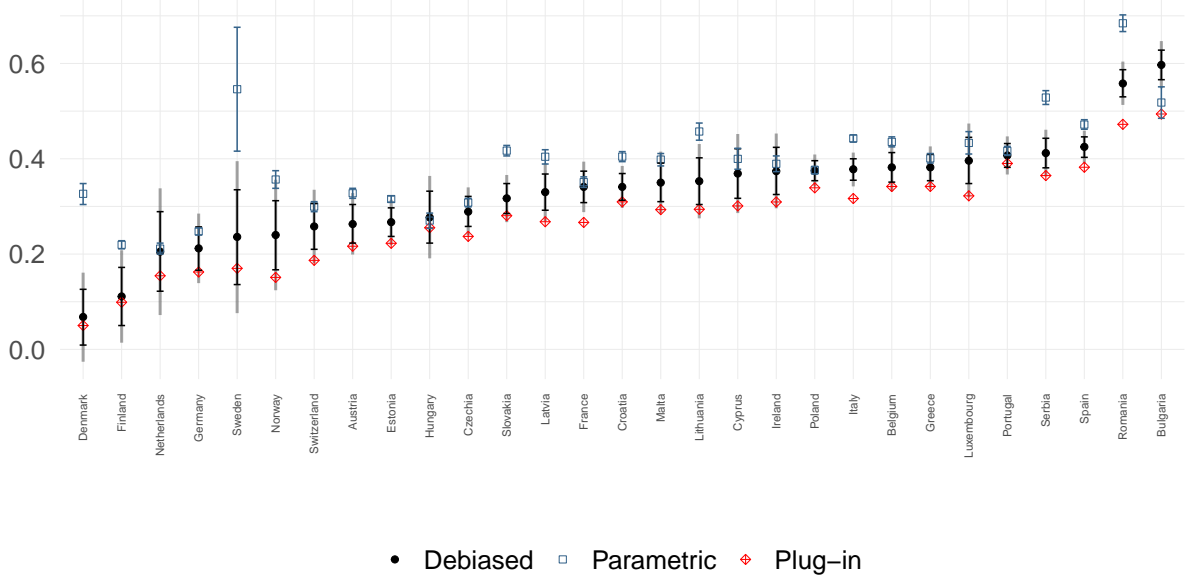


Figure 3: IOp with CIF

We see a lot of heterogeneity in IOp across countries. Nordic countries such as Denmark, Finland, Sweden or Norway are countries with low relative IOp. Netherlands and Germany are also in the lower range. Eastern countries are heterogeneous, Czechia or Hungary have lower IOp while Romania or Bulgaria have very high IOp (around 60%). Southern countries have high levels of IOp. We report more detailed results in Table 4.

Interpreting the direction and size of the difference between debiased and plug-in estimates is challenging. Although here the plug-in systematically underestimates IOp, Online Appendix L shows that this depends on the ML method employed. A useful heuristic is to decompose the difference between the debiased and plug-in estimators into three terms.

$$\begin{aligned}
\hat{\theta} - \hat{\theta}^P &= \frac{\sum_{l=1}^L \sum_{(i,j) \in I_l} (\text{sgn}(\hat{\gamma}_l(X_i) - \hat{\gamma}_l(X_j)) - \text{sgn}(\hat{\gamma}(X_i) - \hat{\gamma}(X_j)))(Y_i - Y_j)}{\sum_{i < j} Y_i + Y_j} \\
&+ \frac{\sum_{i < j} \text{sgn}(\hat{\gamma}(X_i) - \hat{\gamma}(X_j))(Y_i - \hat{\gamma}(X_i) - Y_j + \hat{\gamma}(X_j))}{\sum_{i < j} Y_i + Y_j} \\
&+ \sum_{i < j} |\hat{\gamma}(X_i) - \hat{\gamma}(X_j)| \left(\frac{1}{\sum_{i < j} Y_i + Y_j} - \frac{1}{\sum_{i < j} \hat{\gamma}(X_i) + \hat{\gamma}(X_j)} \right).
\end{aligned}$$

The first term captures the overfitting that cross-fitting removes. The second corrects the numerator holding fixed the denominator: it can be seen either as the covariance between prediction orderings and prediction errors — positive when higher/lower predictions are systematically under/overestimated, as in income data — or as a correction for regu-

Table 4: Results for CIF. Hyperparameter tuning grids: Number of Trees: {300, 500, 800}, CIF Depth: {1, 3, 6}, Number of variables to split (mtry): {5, 6, 7, 8, 9}

Country	Mean	Gini	Plug in/Gini	Debiased/Gini	n
Austria	29783	0.268	22 %	26 % (22%,30%)	5150
Belgium	28423	0.237	34 %	38 % (35%,41%)	6368
Bulgaria	6603	0.415	49 %	60 % (57%,63%)	5906
Switzerland	52732	0.273	19 %	26 % (21%,31%)	4715
Cyprus	20281	0.299	30 %	37 % (32%,42%)	4647
Czechia	12200	0.232	24 %	29 % (26%,32%)	6881
Germany	28799	0.271	16 %	21 % (17%,26%)	5981
Denmark	36736	0.260	5 %	7 % (1%,13%)	2076
Estonia	14307	0.283	22 %	27 % (24%,30%)	5669
Greece	9915	0.310	34 %	38 % (35%,41%)	14144
Spain	17707	0.327	38 %	42 % (40%,45%)	16975
Finland	29297	0.263	10 %	11 % (5%,17%)	4403
France	27001	0.274	27 %	34 % (31%,37%)	7924
Croatia	8916	0.281	31 %	34 % (31%,37%)	7120
Hungary	6925	0.282	26 %	28 % (22%,33%)	4568
Ireland	32224	0.278	31 %	37 % (32%,42%)	3660
Italy	20006	0.319	32 %	38 % (36%,40%)	16360
Lithuania	10383	0.347	29 %	35 % (30%,40%)	3643
Luxembourg	45435	0.329	32 %	40 % (35%,44%)	3533
Latvia	10787	0.336	27 %	33 % (29%,37%)	3344
Malta	19263	0.266	29 %	35 % (31%,39%)	3632
Netherlands	30629	0.259	15 %	20 % (12%,29%)	4446
Norway	41869	0.245	15 %	24 % (17%,31%)	2366
Poland	8621	0.292	34 %	38 % (35%,40%)	14293
Portugal	12030	0.305	39 %	41 % (38%,43%)	13783
Romania	4826	0.343	47 %	56 % (53%,59%)	5932
Serbia	3984	0.329	36 %	41 % (38%,44%)	5648
Sweden	29282	0.300	17 %	24 % (14%,34%)	2027
Slovakia	9197	0.221	28 %	32 % (28%,35%)	5727

larization bias, which tends to compress prediction differences relative to income differences. In both interpretations, the term is expected to be positive, though it may turn negative if prediction orderings are systematically wrong. The third term replaces predicted incomes with actual incomes in the denominator. In Figure 4 we report these terms divided by the Gini of income, since our interest lies in relative IOp measures. The white circles show the sum of all the terms.

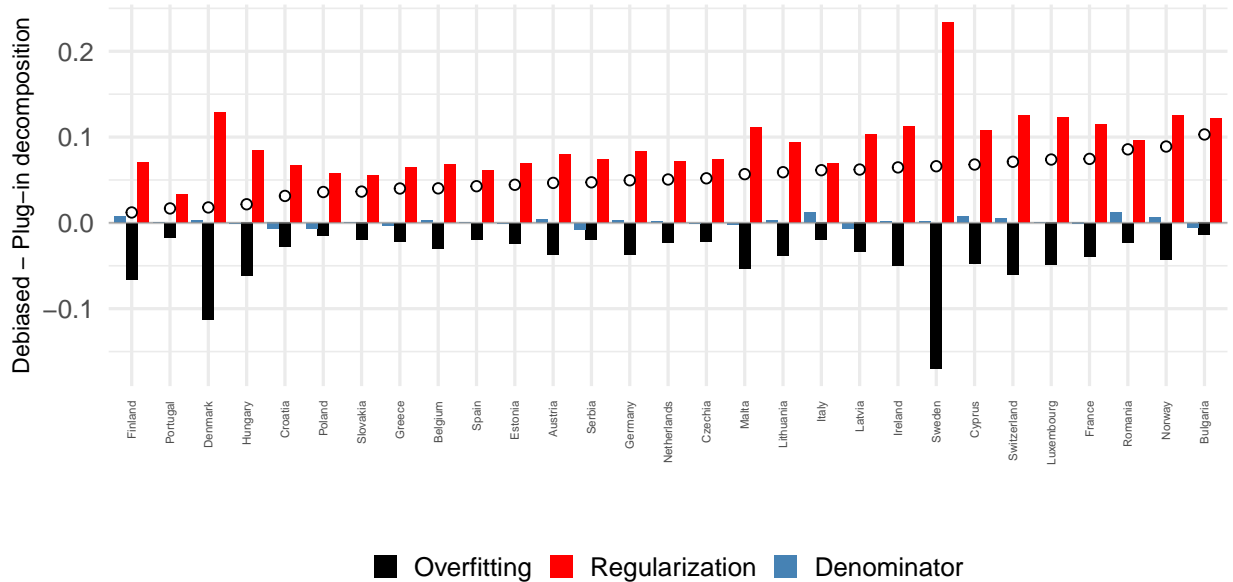


Figure 4: Debiased minus plug-in decomposition for CIF

The denominator effect is generally negligible since the mean of predictions is very similar to the mean of the outcome. The regularization term turns out to be always positive (i.e. causes plug-in to underestimate) and the overfitting causes the plug-in to overestimate. For the CIF, the regularization term is larger, causing the plug-in estimator to underestimate in all countries.

In Online Appendix L we show that the signs of the regularization and overfitting terms broadly coincide across MLs. However, the sign of the total difference can differ per ML. In Online Appendix L we also show the relation of the different biases with sample size. For instance, the strong overfitting bias in Scandinavian countries is likely due to small sample sizes. Hence, the resulting difference is a complex interplay between regularization and overfitting, the choice of the ML and the noise in the data.

Finally, in Figure 5 we illustrate a very attractive feature of our estimator. The debiased estimates are much less sensitive to the choice of the ML. We estimate debiased and plug-in IOp for all countries with 6 different MLs (Lasso, Ridge, Random Forests, CIF, XGBoost and Catboost) and plot all point estimates. We can see that the debiased estimates are much more concentrated and near to each other than the plug-in estimates. The plug-in estimates are much more dispersed and in some cases there are differences of almost 40 percentage points from one machine learner to the other. Even differences of around 15 percentage points between plug-in estimates using different machine learners are not uncommon. This result alone shows the importance of using locally robust debiased estimators when estimating IOp.

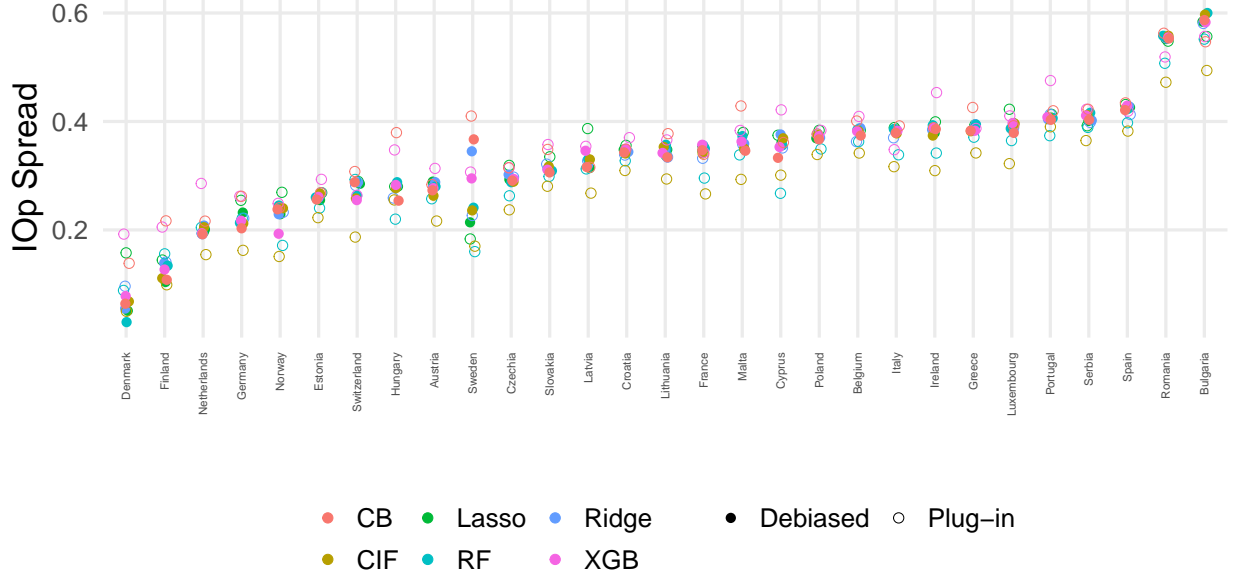


Figure 5: Sensitivity of Plug-in and Debiased to choice of ML in the first-step.

7 Additional Example Applications

7.1 Inference on ML Performance through the AUC

As mentioned in the Introduction, the Area Under the Curve (AUC), where the curve refers to the ROC (receiver operating characteristic) curve, is one of the most commonly used measures to evaluate the performance of an ML binary classifier, see [Bradley \(1997\)](#). In this section, we show that the AUC falls under our setting. We have a binary outcome Y_i and covariates X_i . We restrict our attention to the case where an ML estimator $\hat{\gamma}$ of $\gamma_0(x) = \mathbb{E}[Y_i|X_i = x]$ is used to classify observations. The AUC parameter is defined as

$$\theta_0 = \mathbb{E}[1(\gamma_0(X_i) > \gamma_0(X_j))|Y_i = 1, Y_j = 0] + \frac{1}{2}\mathbb{E}[1(\gamma_0(X_i) = \gamma_0(X_j))|Y_i = 1, Y_j = 0],$$

which can be rewritten in the following form to make it a particular case of our theory

$$\begin{aligned} \theta_0 = & \frac{\mathbb{E}[(1(\gamma_0(X_i) > \gamma_0(X_j)) + \frac{1}{2}1(\gamma_0(X_i) = \gamma_0(X_j)))Y_i(1 - Y_j)]}{2p_0(1 - p_0)} \\ & + \frac{\mathbb{E}[(1(\gamma_0(X_i) < \gamma_0(X_j)) + \frac{1}{2}1(\gamma_0(X_i) = \gamma_0(X_j)))Y_j(1 - Y_i)]}{2p_0(1 - p_0)} \end{aligned}$$

where $p_0 = P(Y_i = 1)$.

Our next result shows that the AUC is a known functional of our debiased Gini coefficient and the probability p_0 .

Proposition 4 *The AUC can be written as*

$$\theta_0 = \frac{1}{2} + \frac{\mathbb{E}[\text{sgn}(\gamma_0(X_i) - \gamma_0(X_j))(Y_i - Y_j)]}{4p_0(p_0 - 1)} = \frac{G(\gamma_0(X_i)) + p_0 - 1}{2(p_0 - 1)},$$

Proof: The proof follows from the identities

$$\begin{aligned} 1(\gamma_0(x_i) > \gamma_0(x_j)) + \frac{1}{2}1(\gamma_0(x_i) = \gamma_0(x_j)) &= [1 + \text{sgn}(\gamma_0(x_i) - \gamma_0(x_j))]/2, \\ 1(\gamma_0(x_i) < \gamma_0(x_j)) + \frac{1}{2}1(\gamma_0(x_i) = \gamma_0(x_j)) &= [1 - \text{sgn}(\gamma_0(x_i) - \gamma_0(x_j))]/2, \end{aligned}$$

■

There are several important implications from this result. First, it shows that the AUC is locally robust to the ML first-step. This result provides theoretical support for the view held in applied fields that the AUC is a robust measure of predictive accuracy (see, e.g., [Bradley \(1997\)](#)). To our knowledge, we are the first to provide theoretical guarantees on the robustness of the AUC (the claim in the literature was based on Monte Carlo experiments). Second, in combination with our previous results, it shows the validity of asymptotic inferences and standard errors based on cross-fitted implementations of the AUC, which we recommend as best practice for applications.

7.2 A Debiased Difference Estimator for ML-Sample Selection

In this section, we apply our methodology to propose a debiased pairwise difference estimator for the linear regression model subject to sample selection (see [Heckman \(1974\)](#), [Heckman \(1976\)](#)). We consider a two-step pairwise difference estimator, as in [Ahn and Powell \(1993\)](#), but with an ML estimator for the selection equation (e.g., employing modern model selection or regularization tools in the selection equation). We show that the simple plug-in pairwise estimator of [Ahn and Powell \(1993\)](#) is biased by the first-step, and provide, to the best of our knowledge, the first debiased pairwise difference estimator for an ML-selection model.

For simplicity of exposition, we focus on a semiparametric partially linear sample selection model, although our results have applications more widely, see, e.g., [Honoré and Powell \(2005\)](#), [Jochmans \(2013\)](#), and other references cited in the Introduction. The linear sample selection model is defined by $Y_i = Y_i^* D_i$, and the equations

$$\begin{aligned} Y_i^* &= S_i' \theta_0 + \varepsilon_i, \\ D_i &= 1(\eta_0(X_i) \geq V_i), \end{aligned} \tag{7.1}$$

where θ_0 is the parameter of interest, Y_i is an outcome, X_i is a vector of exogenous covariates

that contains S_i , D_i is a selection indicator, η_0 is an unknown function, and (ε_i, V_i) are unobservable error terms satisfying an index restriction so that

$$\mathbb{E}[Y_i|X_i, D_i = 1] = S_i'\theta_0 + \lambda_0(\gamma_0(X_i)),$$

where $\gamma_0(X_i) = \mathbb{E}[D_i|X_i]$ is the selection population fitted value and $\lambda_0(\gamma_0(X_i)) = \mathbb{E}[\varepsilon_i|X_i, \eta_0(X_i) \geq V_i]$. The data is a random sample of $W_i = (Y_i, X_i, D_i)$.

Let $U_i = Y_i - S_i'\theta_0 - \lambda_0(\gamma_0(X_i))$ denote the prediction error, and notice that

$$\begin{aligned} Y_i - Y_j &= (S_i - S_j)'\theta_0 + \lambda_0(\gamma_0(X_i)) - \lambda_0(\gamma_0(X_j)) + U_i - U_j \\ &\approx (S_i - S_j)'\theta_0 + U_i - U_j \text{ if } \gamma_0(X_i) \approx \gamma_0(X_j). \end{aligned}$$

This motivates a local weighted regression of $Y_i - Y_j$ on $S_i - S_j$. Introduce the kernel weights

$$\varpi_{ij}(\gamma) = \frac{1}{h}K\left(\frac{\gamma(X_i) - \gamma(X_j)}{h}\right)D_iD_j,$$

where $h \downarrow 0$ is a bandwidth parameter, and K is a symmetric (fourth-order) kernel function.

By choosing some “instruments” $Z_i = Z(X_i)$, [Ahn and Powell \(1993\)](#) suggested an (approximate) instrumental variables identifying equation

$$\mathbb{E}[g(W_i, W_j, \gamma, \theta)] \approx 0, \tag{7.2}$$

with $g(W_i, W_j, \gamma, \theta) = \varepsilon_{ij}(\theta)\varpi_{ij}(\gamma)(Z_i - Z_j)$ and the error term $\varepsilon_{ij}(\theta) = Y_i - Y_j - (S_i - S_j)'\theta$. For simplicity of presentation, we consider the just-identified case.

[Ahn and Powell \(1993\)](#) used the estimating equation (7.2) as the basis to propose a computationally simple plug-in pairwise difference estimator

$$\hat{\theta}^P = \hat{\Sigma}_{ZS}^{-1}\hat{\Sigma}_{ZY},$$

where for generic (conformable) random vectors A and B , and weights $\hat{\omega}_{ij} \equiv \varpi_{ij}(\hat{\gamma})$,

$$\hat{\Sigma}_{AB} = \binom{n}{2}^{-1} \sum_{i < j} (A_i - A_j)(B_i - B_j)'\hat{\omega}_{ij}.$$

The estimator $\hat{\theta}^P$ has several advantages compared to alternative semiparametric estimators, such as having a simple closed form expression and an intuitive matching and instrumental variables interpretation. However, as we show below, $\hat{\theta}^P$ is biased by the ML first-step estimation. In this paper, we propose a debiased version of [Ahn and Powell \(1993\)](#) pairwise difference estimator $\hat{\theta}^P$ when the first-step is an ML estimator $\hat{\gamma}$ (e.g., a Random Forest

estimator). The estimator $\hat{\theta}^P$ solves a U-statistic estimating equation for each choice of h , and hence falls into our setting for a fixed h . Since we need to make $h \downarrow 0$ to obtain a consistent estimator, we need to generalize our asymptotic expansions above. To simplify the notation, we drop the dependence on h when is convenient.

Our first result derives the adjustment term for the pairwise difference estimator. The assumptions needed for this section are essentially those of [Ahn and Powell \(1993\)](#) and they are all gathered, together with the proofs, in the Online Appendix [J](#).

To simplify notation, define the weights

$$q_{ij}(\gamma) = \frac{1}{h^2} \dot{K} \left(\frac{\gamma(X_i) - \gamma(X_j)}{h} \right) \gamma(X_i) \gamma(X_j),$$

where $\dot{K}(u) = \partial K(u)/\partial u$. We consider the nonparametric case where $\hat{\gamma}$ is a consistent estimator for $\gamma_0(X_i) = \mathbb{E}[D_i|X_i]$.

Proposition 5 *Under Assumptions [10](#) and [14](#) in the Online Appendix [J](#), the adjustment term of the pairwise difference estimator is*

$$\phi(W_i, W_j, \gamma_0, \alpha_0, \theta) = \alpha_0(X_i, X_j)(D_i + D_j - \gamma_0(X_i) - \gamma_0(X_j)),$$

where $\alpha_0(X_i, X_j) = [\lambda_0(\gamma_0(X_i)) - \lambda_0(\gamma_0(X_j))] q_{ij}(\gamma_0)(Z_i - Z_j)$.

To implement the debiased pairwise estimator, introduce the short notation $v_i := v_i(\gamma_0) = D_i - \gamma_0(X_i)$ and $v_{ij}(\gamma_0) = v_i(\gamma_0) - v_j(\gamma_0)$. The estimated debiased moment function is given by

$$\psi(W_i, W_j, \hat{\gamma}_l, \hat{\alpha}_l, \theta) = \varepsilon_{ij}(\theta) \varpi_{ij}(\hat{\gamma}_l)(Z_i - Z_j) + \hat{\alpha}_l(X_i, X_j) v_{ij}(\hat{\gamma}_l),$$

where $\hat{\alpha}_l(X_i, X_j) = [\hat{\lambda}_l(\hat{\gamma}_l(X_i)) - \hat{\lambda}_l(\hat{\gamma}_l(X_j))] q_{ij}(\hat{\gamma}_l)(Z_i - Z_j)$, $\hat{\lambda}_l(\cdot)$ is a nonparametric estimator for $\lambda_0(\cdot)$, and $v_{ij}(\hat{\gamma}_l) = (D_i + D_j - \hat{\gamma}_l(X_i) - \hat{\gamma}_l(X_j))$. For example, $\hat{\lambda}_l$ could be obtained from a nonparametric regression of $Y_i - S'_i \hat{\theta}_l$ on $\hat{\gamma}_l(X_i)$, for a preliminary estimator $\hat{\theta}_l$ of θ_0 (e.g., a plug-in estimator or iterations thereof). These nuisance estimators are constructed using observations not present in the pairs in I_l . We allow for generic estimators $\hat{\gamma}_l$ and $\hat{\lambda}_l$ satisfying some rate conditions in Online Appendix [J](#).

The debiased pairwise difference U-estimator is $\hat{\theta} = \hat{\Sigma}_{c,ZS}^{-1} \hat{\Sigma}_{c,ZY}$, where

$$\begin{aligned} \hat{\Sigma}_{c,ZY} &= \sum_{l=1}^L \sum_{(i,j) \in I_l} \varpi_{ij}(\hat{\gamma}_l)(Z_i - Z_j)(Y_i - Y_j) + \hat{\alpha}_l(X_i, X_j) v_{ij}(\hat{\gamma}_l) \\ \hat{\Sigma}_{c,ZS} &= \sum_{l=1}^L \sum_{(i,j) \in I_l} \varpi_{ij}(\hat{\gamma}_l)(Z_i - Z_j)(S_i - S_j)'. \end{aligned}$$

We introduce some quantities that appear in the asymptotic variance of $\hat{\theta}$. Define

$$\xi_i \equiv U_i D_i \gamma_i (Z_i - \mu_z(\gamma_i)) f_i + \dot{\lambda}_0(\gamma_i) \gamma_i^2 (Z_i - \mu_z(\gamma_i)) v_i,$$

where $\gamma_i = \gamma(X_i)$, $\mu_z(\gamma_i) := \mathbb{E}[D_i Z_i | \gamma_i] / \gamma_i$, $f_i = f_{\gamma_0}(\gamma_i)$ is the conditional density of γ_i given $D_i = 1$, and $\dot{\lambda}_0(u) = \partial \lambda_0(u) / \partial u$. Define the matrix

$$\Sigma_{ZS} := \mathbb{E}[\gamma_i^2 f_i (Z_i - \mu_z(\gamma_i)) (S_i - \mu_s(\gamma_i))],$$

which is assumed to be non-singular, where $\mu_s(\gamma_i) := \mathbb{E}[D_i S_i | \gamma_i] / \gamma_i$. Then, we have the following asymptotic normality result. Define $V = B^{-1} \Sigma B'^{-1}$, $B = 2 \Sigma_{ZS}$ and $\Sigma = 4 \mathbb{E}[\xi_i \xi_i']$.

Theorem 2 *Under Assumptions 10 to 17 in the Online Appendix J,*

$$\sqrt{n}(\hat{\theta} - \theta_0) \rightarrow_d N(0, V).$$

8 Appendices

A Practitioner's Guide to IOp

We provide an R package so that practitioners can easily apply our IOp estimator. The package is hosted in <https://github.com/joelters/ineqopp>. At the moment of writing it includes three main functions `IOp`, `peffect` and `IOptest`. `IOp` provides IOp estimates, `peffect` provides debiased IOp partial effects where the difference of IOp with all circumstances vs IOp without some circumstances is computed and `IOptest` tests for equality of IOp between two populations. Examples of usage of these functions for an outcome vector Y and a dataframe with circumstances X are provided within the package documentation.

We stress that we only provide valid inference for `est_method = TRUE` and `Cfit = TRUE`. Hence, we advise against presenting estimates, standard errors or confidence intervals based on other values of these arguments. Plug-in or debiased without cross-fitting estimators are only implemented for comparing with the proposed cross-fitted debiased estimator. Once we have chosen the debiased estimator with cross-fitting these are the choices left for the practitioner:

1. **ML choice:** the estimator of the first-step. Our recommendation is to use an ML that non-parametrically estimates the conditional mean. One can choose from lasso, ridge, random forests, conditional inference forests, XGBoosting, Catboosting or neural networks. In practice, one could perform cross-validation to select the ML method, as mentioned in the next point.

2. **Hyperparameter tuning:** the package allows setting several tuning parameters for each method. We recommend performing a cross-validation exercise to choose the parameters. This can be done for the MLs implemented in the `ineqopp` package with the function `MLtuning` in the package `ML` in <https://github.com/joelters/ML>. For the inference properties to hold, it is essential that the ML estimation is accurate; therefore, we strongly recommend conducting this process carefully. This can be done for several MLs to pick the best one.
3. One can decide to get relative IOp as the one reported in the empirical application (the Gini of the predictions over the Gini of Y) instead of just the Gini of the predictions. This is done by setting `IOp_rel = TRUE`.

B Proofs of General Results

B.1 Main results

Without loss of generality, we prove all results for the case in which $M = 1$. The general case follows by applying the same arguments for each m in $\{1, \dots, M\}$.

Proof of Lemma 1: Let \mathcal{S} denote $L_2(X_i, X_j)$ in case (i) and $\mathcal{S} = \Gamma + \Gamma$ in case (ii). Set $\alpha_0(X_i, X_j) = \Pi_{\mathcal{S}}(\delta(X_i, X_j, \gamma_0))$. Since $\alpha_0(\cdot, x) \in \Gamma$ and $\alpha_0(x, \cdot) \in \Gamma$ for all $x \in \mathcal{X}$, as we show below, it holds by iterated expectations,

$$\mathbb{E}_{F_\tau}[\alpha_0(X_i, X_j)(c_1(Y_i - \gamma_\tau(X_i)) + c_2(Y_j - \gamma_\tau(X_j)))] = 0.$$

Thus, by the chain rule and because $\alpha_0 \in \mathcal{S}$,

$$\begin{aligned} \frac{d}{d\tau} \mathbb{E}[g(W_i, W_j, \gamma(F_\tau), \theta)] &= \frac{d}{d\tau} \mathbb{E}[\delta(X_i, X_j, \gamma_0)(c_1\gamma_\tau(X_i) + c_2\gamma_\tau(X_j))] \\ &= \frac{d}{d\tau} \mathbb{E}[\alpha_0(X_i, X_j)(c_1\gamma_\tau(X_i) + c_2\gamma_\tau(X_j))] \\ &= \frac{d}{d\tau} \mathbb{E}_{F_\tau}[\alpha_0(X_i, X_j)(c_1Y_i + c_2Y_j - c_1\gamma_0(X_i) - c_2\gamma_0(X_j))] \\ &= \int \int \phi(w_i, w_j, \gamma_0, \alpha_0, \theta) K_H(dw_i, dw_j) \end{aligned}$$

with $\phi(w_i, w_j, \gamma_0, \alpha_0, \theta) = \alpha_0(x_i, x_j)(c_1y_i + c_2y_j - c_1\gamma_0(x_i) - c_2\gamma_0(x_j))$.

To complete the proof, note that for (ii), using the short notation $\delta_{ij}(\gamma) \equiv \delta(X_i, X_j, \gamma)$, and noting that by iterated expectations and independence, we can write

$$\begin{aligned} \delta_{ij}(\gamma) &= \mathbb{E}[\delta_{ij}(\gamma)|X_i] + \mathbb{E}[\delta_{ij}(\gamma)|X_j] - \mathbb{E}[\delta_{ij}(\gamma)] + U_{ij}, \\ &\equiv \tilde{\delta}_{ij}(\gamma) + U_{ij}, \end{aligned}$$

where $\mathbb{E}[U_{ij}|X_i] = \mathbb{E}[U_{ij}|X_j] = 0$. This expansion implies that only $\tilde{\delta}_{ij}$ matters for the derivative in (3.2), so δ_{ij} could be replaced everywhere by $\tilde{\delta}_{ij}$. Thus, substituting δ_{ij} from the last display in the expression for α_0 we obtain

$$\begin{aligned}\alpha_0(X_i, X_j) &= \Pi_{\mathcal{S}}(\delta(X_i, X_j, \gamma_0)) \\ &= \Pi_{\mathcal{S}}\mathbb{E}[\delta_{ij}(\gamma_0)|X_i] + \Pi_{\mathcal{S}}\mathbb{E}[\delta_{ij}(\gamma_0)|X_j] - \mathbb{E}[\delta_{ij}(\gamma)] \\ &= \Pi_{\Gamma}\mathbb{E}[\delta_{ij}(\gamma_0)|X_i] + \Pi_{\Gamma}\mathbb{E}[\delta_{ij}(\gamma_0)|X_j] - \mathbb{E}[\delta_{ij}(\gamma)],\end{aligned}$$

where last expression uses that $\mathcal{S} = \Gamma + \Gamma$. ■

B.2 Asymptotic theory proofs

Proof of Lemma 2: Define

$$\begin{aligned}\hat{R}_{1,ij,l} &= g(W_i, W_j, \hat{\gamma}_l, \theta_0) - g(W_i, W_j, \gamma_0, \theta_0), \quad \hat{R}_{2,ij,l} = \phi(W_i, W_j, \hat{\gamma}_l, \alpha_0, \theta_0) - \phi(W_i, W_j, \gamma_0, \alpha_0, \theta_0), \\ \hat{R}_{3,ij,l} &= \phi(W_i, W_j, \gamma_0, \hat{\alpha}_l, \theta_0) - \phi(W_i, W_j, \gamma_0, \alpha_0, \theta_0), \quad (i, j) \in I_l.\end{aligned}$$

Then

$$g(W_i, W_j, \hat{\gamma}_l, \theta_0) + \phi(W_i, W_j, \hat{\gamma}_l, \hat{\alpha}_l, \theta_0) - \psi(W_i, W_j, \gamma_0, \alpha_0, \theta_0) = \hat{R}_{1,ij,l} + \hat{R}_{2,ij,l} + \hat{R}_{3,ij,l} + \hat{\xi}_l(W_i, W_j). \quad (8.1)$$

Let $\hat{A}_{ij,l} = \hat{R}_{1,ij,l} + \hat{R}_{2,ij,l} + \hat{R}_{3,ij,l}$. Let N_l be the observations not in I_l ,¹⁶ then we can rewrite

$$\hat{A}_{ij,l} + \hat{\xi}_l(W_i, W_j) = \left(\hat{A}_{ij,l} - \mathbb{E}[\hat{A}_{ij,l}|N_l] \right) + \mathbb{E}[\hat{A}_{ij,l}|N_l] + \hat{\xi}_l(W_i, W_j).$$

Since pairs in I_l are dependent only when one or two of the members of the pair coincide (also we omit the fact that we are dealing with vectors since the convergence of the vector is the convergence of its elements) we have that for $b = 1, 2, 3$ and $|A|$ the cardinality of set A

$$\begin{aligned}\mathbb{E} \left[\left(\sqrt{n} \binom{n}{2}^{-1} \sum_{(i,j) \in I_l} (\hat{R}_{b,ij,l} - \mathbb{E}(\hat{R}_{b,ij,l}|N_l)) \right)^2 \middle| N_l \right] = \\ n \binom{n}{2}^{-2} \left[|I_l| \text{Var}(\hat{R}_{b,ij,l}|N_l) + |I_l| \cdot 2(p_l - 1) \text{Cov}(\hat{R}_{b,ij,l}, \hat{R}_{b,ik,l}|N_l) \right],\end{aligned}$$

where p_l is the number of distinct observations that occur as either component of a pair in I_l . $n \binom{n}{2}^{-2} |I_l| \rightarrow 0$ and by Lemma 8 in the Online Appendix N, $|I_l| \cdot 2(p_l - 1) \rightarrow c < \infty$. Hence

¹⁶ N_l is a set of observations not of pairs, that is why we do not use the complement of I_l , e.g. $n = 4$, $I_l = \{(1, 2), (1, 3)\}$ and $N_l = \{4\}$.

$$\begin{aligned}
& \mathbb{E} \left[\left(\sqrt{n} \binom{n}{2}^{-1} \sum_{(i,j) \in I_l} (\hat{R}_{b,ij,l} - \mathbb{E}(\hat{R}_{b,ij,l} | N_l)) \right)^2 \middle| N_l \right] \\
& \leq c \cdot \text{Cov}(\hat{R}_{b,ij,l}, \hat{R}_{b,ik,l} | N_l) + o_P(1) \\
& \leq c \cdot \sqrt{\mathbb{E}(\hat{R}_{b,ij,l}^2 | N_l) \mathbb{E}(\hat{R}_{b,ik,l}^2 | N_l)} + o_P(1) \rightarrow_p 0,
\end{aligned}$$

where convergence for $b = 1, 2, 3$ follows from Assumption 3. Then, by the conditional Markov inequality, triangle inequality, and Dominated Convergence Theorem (DCT)

$$\sqrt{n} \binom{n}{2}^{-1} \sum_{(i,j) \in I_l} (\hat{A}_{ij,l} - \mathbb{E}[\hat{A}_{ij,l} | N_l]) \rightarrow_p 0.$$

Note that $\mathbb{E}[\hat{R}_{1,ij,l} + \hat{R}_{2,ij,l} | N_l] = \mathbb{E}[\psi(W_i, W_j, \hat{\gamma}_l, \alpha_0, \theta_0) | N_l]$. Therefore, by Assumption 5

$$\left| \sqrt{n} \binom{n}{2}^{-1} \sum_{(i,j) \in I_l} \mathbb{E}(\hat{R}_{1,ij,l} + \hat{R}_{2,ij,l} | N_l) \right| \leq 2\sqrt{n} |\bar{\psi}(\hat{\gamma}_l, \alpha_0, \theta_0)| \rightarrow_p 0.$$

Hence, by the triangle inequality

$$\sqrt{n} \binom{n}{2}^{-1} \sum_{(i,j) \in I_l} (\hat{R}_{1,ij,l} + \hat{R}_{2,ij,l} + \hat{R}_{3,ij,l}) = \sqrt{n} \binom{n}{2}^{-1} \sum_{(i,j) \in I_l} (\hat{A}_{ij,l} - \mathbb{E}[\hat{A}_{ij,l} | N_l]) + \mathbb{E}[\hat{A}_{ij,l} | N_l] \rightarrow_p 0.$$

Hence, by Assumption 4 and the triangle inequality

$$\begin{aligned}
& \sqrt{n} \binom{n}{2}^{-1} \sum_{(i,j) \in I_l} \psi(W_i, W_j, \hat{\gamma}_l, \hat{\alpha}_l, \theta_0) - \psi(W_i, W_j, \gamma_0, \alpha_0, \theta_0) \\
& = \sqrt{n} \binom{n}{2}^{-1} \sum_{(i,j) \in I_l} (\hat{R}_{1,ij,l} + \hat{R}_{2,ij,l} + \hat{R}_{3,ij,l} + \hat{\xi}_l(W_i, W_j)) \rightarrow_p 0.
\end{aligned}$$

The same remains true when we sum across finite folds. ■

Proof of Lemma 3: Let $\hat{\psi}_{ij} = \psi(W_i, W_j, \hat{\gamma}, \hat{\alpha}, \hat{\theta})$, $\psi_{ij} = \psi(W_i, W_j, \gamma_0, \alpha_0, \theta_0)$ and define $\hat{\chi}_i = (n-1)^{-1} \sum_{j \neq i} \hat{\psi}_{ij}$, $\tilde{\chi}_i = (n-1)^{-1} \sum_{j \neq i} \psi_{ij}$ and $\chi_i = \mathbb{E}[\psi_{ij} | W_i]$. Without loss of generality, we focus on the scalar case. Note that $\hat{\Sigma} = 4n^{-1} \sum_{i=1}^n \hat{\chi}_i^2$ and we want to show that $\hat{\Sigma} \rightarrow_p 4\mathbb{E}[\chi_i^2] = \Sigma$. To do this note that

$$\frac{1}{n} \sum_{i=1}^n (\hat{\chi}_i - \tilde{\chi}_i + \tilde{\chi}_i)^2 = \frac{1}{n} \sum_{i=1}^n \tilde{\chi}_i^2 + \frac{1}{n} \sum_{i=1}^n (\hat{\chi}_i - \tilde{\chi}_i)^2 + \frac{2}{n} \sum_{i=1}^n (\hat{\chi}_i - \tilde{\chi}_i) \tilde{\chi}_i.$$

The first term in the right hand side goes in probability to $\mathbb{E}[\chi_i^2]$ by the strong law of large numbers for U-statistics (see p.190 in [Serfling \(1980\)](#)). By Cauchy-Schwartz, the third term can be bounded as

$$\frac{2}{n} \sum_{i=1}^n (\hat{\chi}_i - \tilde{\chi}_i) \tilde{\chi}_i \leq 2 \left(\frac{1}{n} \sum_{i=1}^n (\hat{\chi}_i - \tilde{\chi}_i)^2 \right)^{\frac{1}{2}} \left(\frac{1}{n} \sum_{i=1}^n \tilde{\chi}_i^2 \right)^{\frac{1}{2}}.$$

Hence, if we show that $n^{-1} \sum_{i=1}^n |\hat{\chi}_i - \tilde{\chi}_i|^2 \rightarrow_p 0$ we have that $n^{-1} \sum_{i=1}^n \hat{\chi}_i^2 = \mathbb{E}[\chi_i^2] + o_p(1)$. It follows by the C_r inequality and the assumptions in the lemma that

$$\begin{aligned} \frac{1}{n} \sum_{i=1}^n |\hat{\chi}_i - \tilde{\chi}_i|^2 &= \frac{1}{n} \sum_{i=1}^n \left| \frac{1}{n-1} \sum_{j \neq i} [\hat{g}_{ij} - g_{ij} + \hat{\phi}_{ij} - \phi_{ij}] \right|^2 \\ &\leq \frac{2}{n} \sum_{i=1}^n |\hat{g}_{-i} - g_{-i}|^2 + \frac{2}{n} \sum_{i=1}^n |\hat{\phi}_{-i} - \phi_{-i}|^2 \rightarrow_p 0. \end{aligned}$$

■

Proof of Lemma 4: Define

$$\hat{B} = \binom{n}{2}^{-1} \sum_{i < j} \partial \psi(W_i, W_j, \hat{\gamma}, \hat{\alpha}, \bar{\theta}) / \partial \theta, \quad \tilde{B} = \binom{n}{2}^{-1} \sum_{i < j} \partial \psi(W_i, W_j, \hat{\gamma}, \hat{\alpha}, \theta_0) / \partial \theta.$$

By ii), with probability approaching 1

$$\mathbb{E} \left[\binom{n}{2}^{-1} \sum_{i < j} d(W_i, W_j, \hat{\gamma}, \hat{\alpha}) \right] = \mathbb{E}[d(W_i, W_j, \hat{\gamma}, \hat{\alpha})] \leq C,$$

By Markov inequality, $\binom{n}{2}^{-1} \sum_{i < j} d(W_i, W_j, \hat{\gamma}, \hat{\alpha}) = O_p(1)$. So by ii) and $\bar{\theta} \rightarrow_p \theta_0$

$$\begin{aligned} \left| \hat{B} - \tilde{B} \right| &\leq \binom{n}{2}^{-1} \sum_{i < j} \left| \frac{\partial \psi(W_i, W_j, \hat{\gamma}, \hat{\alpha}, \bar{\theta})}{\partial \theta} - \frac{\partial \psi(W_i, W_j, \hat{\gamma}, \hat{\alpha}, \theta_0)}{\partial \theta} \right| \\ &\leq \binom{n}{2}^{-1} \sum_{i < j} d(W_i, W_j, \hat{\gamma}, \hat{\alpha}) |\bar{\theta} - \theta_0|^{1/C} \\ &= O_p(1) o_p(1) \rightarrow_p 0. \end{aligned}$$

It follows from Assumption 6 (iii) and Markov Inequality that

$$\left| \tilde{B} - \binom{n}{2}^{-1} \sum_{i < j} \partial \psi(W_i, W_j, \gamma_0, \alpha_0, \theta_0) / \partial \theta \right| \rightarrow_p 0$$

and $\binom{n}{2}^{-1} \sum_{i < j} \partial \psi(W_i, W_j, \gamma_0, \alpha_0, \theta_0) / \partial \theta \rightarrow_p B$ by the strong law of large numbers for U-statistics (see p.190 in [Serfling \(1980\)](#)). Hence, the result follows from the triangle inequality. ■

Proof of Theorem 1: By the Mean Value Theorem, (4.1) and consistency of the Jacobian term, (with $\tilde{\psi}(\theta_0)$ defined as $\hat{\psi}(\theta_0)$ but with true nuisance parameters)

$$\begin{aligned} 0 &= \sqrt{n} \hat{\psi}(\theta_0) - \frac{\partial \hat{\psi}(\bar{\theta})}{\partial \theta} \sqrt{n} (\hat{\theta} - \theta_0) \\ &= \sqrt{n} \tilde{\psi}(\theta_0) - B \sqrt{n} (\hat{\theta} - \theta_0) + o_P(1). \end{aligned}$$

The normality result follows from standard U-statistic theory (see Theorem 12.3 in [Van der Vaart \(2000\)](#)) and Slutsky's lemma. Hence $\sqrt{n}(\hat{\theta} - \theta_0) \rightarrow_d \mathcal{N}(0, V)$. Consistency of the variance estimator follows from Lemmas 3 and 4 and standard arguments. ■

B.3 Consistency

Re-define the interaction term in Section 4 as

$$\hat{\xi}_l(w_i, w_j, \theta) = \phi(w_i, w_j, \hat{\gamma}_l, \hat{\alpha}_l, \theta) - \phi(w_i, w_j, \gamma_0, \hat{\alpha}_l, \theta) - \phi(w_i, w_j, \hat{\gamma}_l, \alpha_0, \theta_0) + \phi(w_i, w_j, \gamma_0, \alpha_0, \theta_0).$$

Theorem 3 *If (i) $\mathbb{E}[g(W_i, W_j, \gamma_0, \theta)] = 0$ iff $\theta = \theta_0$, (ii) Θ is compact, (iii) $\int \int |g(w_i, w_j, \hat{\gamma}_l, \theta) - g(w_i, w_j, \gamma_0, \theta)| F_0(dw_i) F_0(dw_j) \rightarrow_p 0$ and $\mathbb{E}[|g(W_i, W_j, \gamma_0, \theta)|] < \infty$ for all $\theta \in \Theta$, (iv) there is $C > 0$ and $d(W_i, W_j, \gamma)$ such that for $\|\gamma - \gamma_0\|$ small enough and all $\tilde{\theta}, \theta \in \Theta$*

$$|g(W_i, W_j, \gamma, \tilde{\theta}) - g(W_i, W_j, \gamma, \theta)| \leq d(W_i, W_j, \gamma) |\tilde{\theta} - \theta|^{1/C},$$

and $\mathbb{E}[d(W_i, W_j, \gamma)] < C$ and (v) Assumption 3 (ii), (iii), $\int \int |\hat{\xi}_l(w_i, w_j, \theta)| F_0(dw_i) F_0(dw_j) \rightarrow_p 0$ and $\mathbb{E}[|\phi(W_i, W_j, \gamma_0, \alpha_0, \theta_0)|] < \infty$. Then $\hat{\theta} \rightarrow_p \theta_0$.

Proof: Define $\hat{g}(\theta) \equiv \binom{n}{2}^{-1} \sum_{l=1}^L \sum_{(i,j) \in I_l} g(W_i, W_j, \hat{\gamma}_l, \theta)$ and $\bar{g}(\theta) \equiv \mathbb{E}[g(W_i, W_j, \gamma_0, \theta)]$. It follows from the conditional Markov inequality and (iii) that $\hat{g}(\theta) \rightarrow_p \bar{g}(\theta)$ for all $\theta \in \Theta$. Let $\tilde{\phi}_{ij} \equiv \binom{n}{2}^{-1} \sum_{i < j} \phi(W_i, W_j, \gamma_0, \alpha_0, \theta_0)$ and $\hat{\phi}_{ij}(\theta) \equiv \binom{n}{2}^{-1} \sum_{l=1}^L \sum_{(i,j) \in I_l} \phi(W_i, W_j, \hat{\gamma}_l, \hat{\alpha}_l, \theta)$. In the notation of Lemma 2, $\hat{\phi}_{ij}(\theta) - \tilde{\phi}_{ij} = \binom{n}{2}^{-1} \sum_{l=1}^L \sum_{(i,j) \in I_l} \hat{R}_{2,ij,l} + \hat{R}_{3,ij,l} + \hat{\xi}_l(W_i, W_j, \theta)$, so $\hat{\phi}_{ij}(\theta) - \tilde{\phi}_{ij} \rightarrow_p 0$ for all $\theta \in \Theta$ by Assumption (v) and the conditional Markov inequality. By consistency of U-statistics we have that $\tilde{\phi}_{ij} \rightarrow_p \mathbb{E}[\phi(W_i, W_j, \gamma_0, \alpha_0, \theta_0)] = 0$ so by the triangle inequality we have that $\hat{\phi}_{ij}(\theta) \rightarrow_p 0$ for all $\theta \in \Theta$. Therefore, defining $\hat{\psi}_{ij}(\theta) \equiv \binom{n}{2}^{-1} \sum_{l=1}^L \sum_{(i,j) \in I_l} \psi(W_i, W_j, \hat{\gamma}_l, \hat{\alpha}_l, \theta)$, we have that $\hat{\psi}_{ij,l}(\theta) = \hat{g}(\theta) + o_p(1)$. By triangle

inequality and (iv) we know that with probability approaching one

$$|\hat{g}(\hat{\theta}) - \hat{g}(\theta)| \leq \binom{n}{2}^{-1} \sum_{i < j} |g(W_i, W_j, \hat{\gamma}_l, \hat{\theta}) - g(W_i, W_j, \hat{\gamma}_l, \theta)| \leq \underbrace{\binom{n}{2}^{-1} \sum_{i < j} d(W_i, W_j, \hat{\gamma}_l)}_{\equiv \hat{M}_l} |\hat{\theta} - \theta|^{1/C},$$

and by (iv) and the conditional Markov inequality $\hat{M}_l = O_p(1)$. By Corollary 2.2 in [Newey \(1991\)](#) we have that $\sup_{\theta \in \Theta} |\hat{\psi}(\theta) - \bar{g}(\theta)| = o_p(1)$. We also know that $\bar{g}(\theta)$ is continuous by (iv). So the conclusion follows from the proof of Theorem 2.6 in [Newey and McFadden \(1994\)](#) applied to the Hájek projection of $\hat{g}(\hat{\theta})$. ■

References

- AHN, H. AND J. L. POWELL (1993): “Semiparametric estimation of censored selection models with a nonparametric selection mechanism,” *Journal of Econometrics*, 58, 3–29.
- ARADILLAS-LOPEZ, A. (2012): “Pairwise-difference estimation of incomplete information games,” *Journal of Econometrics*, 168, 120–140.
- ATHEY, S., J. TIBSHIRANI, AND S. WAGER (2019): “Generalized random forests,” *The Annals of Statistics*, 47, 1148–1178.
- AUDIBERT, J.-Y. AND A. B. TSYBAKOV (2007): “Fast learning rates for plug-in classifiers,” .
- AYDIN, D. (2022): “Consumption response to credit expansions: Evidence from experimental assignment of 45,307 credit lines,” *American Economic Review*, 112, 1–40.
- BARON, M., E. VERNER, AND W. XIONG (2021): “Banking crises without panics,” *The Quarterly Journal of Economics*, 136, 51–113.
- BAZZI, S., R. A. BLAIR, C. BLATTMAN, O. DUBE, M. GUDGEON, AND R. PECK (2022): “The promise and pitfalls of conflict prediction: evidence from Colombia and Indonesia,” *Review of Economics and Statistics*, 104, 764–779.
- BELLONI, A. AND V. CHERNOZHUKOV (2011): “l1-penalized quantile regression in high-dimensional sparse models,” .
- (2013): “Least squares after model selection in high-dimensional sparse models,” .

- BERNARDO, G., S. N. DURLAUF, A. KOURTELLOS, AND C. M. TAN (2025): “Model Uncertainty and Measures of Inequality of Opportunity,” Tech. rep., National Bureau of Economic Research.
- BICKEL, P. J. (1982): “On adaptive estimation,” *The Annals of Statistics*, 647–671.
- BLUNDELL, R. W. AND J. L. POWELL (2004): “Endogeneity in semiparametric binary response models,” *The Review of Economic Studies*, 71, 655–679.
- BRADLEY, A. P. (1997): “The use of the area under the ROC curve in the evaluation of machine learning algorithms,” *Pattern recognition*, 30, 1145–1159.
- BREHENY, P. AND J. HUANG (2015): “Group descent algorithms for nonconvex penalized linear and logistic regression models with grouped predictors,” *Statistics and computing*, 25, 173–187.
- BRONER, F., D. CLANCY, A. ERCE, AND A. MARTIN (2022): “Fiscal multipliers and foreign holdings of public debt,” *The Review of Economic Studies*, 89, 1155–1204.
- BRUNORI, P., P. HUFER, AND D. MAHLER (2021): “The roots of inequality: Estimating inequality of opportunity from regression trees and forests,” *IZA Discussion Paper No. 14689*.
- BRUNORI, P. AND G. NEIDHÖFER (2021): “The evolution of inequality of opportunity in Germany: A machine learning approach,” *Review of Income and Wealth*, 67, 900–927.
- BRUNORI, P., F. PALMISANO, AND V. PERAGINE (2019a): “Inequality of opportunity in sub-Saharan Africa,” *Applied Economics*, 51, 6428–6458.
- BRUNORI, P., V. PERAGINE, AND L. SERLENGA (2019b): “Upward and downward bias when measuring inequality of opportunity,” *Social Choice and Welfare*, 52, 635–661.
- CARRANZA, R. (2022): “Upper and Lower Bound Estimates of Inequality of Opportunity: A Cross-National Comparison for Europe,” *Review of Income and Wealth*.
- CHAN, D. C., M. GENTZKOW, AND C. YU (2022): “Selection with variation in diagnostic skill: Evidence from radiologists,” *The Quarterly Journal of Economics*, 137, 729–783.
- CHEN, S. AND Q. WANG (2020): “Semiparametric estimation of a censored regression model with endogeneity,” *Journal of Econometrics*, 215, 239–256.
- CHEN, S. AND L. ZHOU (2010): “Semiparametric estimation of sample selection models under joint symmetry,” *Journal of Econometrics*, 154, 369–380.

- CHEN, X. (2007): “Large sample sieve estimation of semi-nonparametric models,” *Handbook of econometrics*, 6, 5549–5632.
- CHEN, Y. AND J. LEI (2025): “De-biased two-sample u-statistics with application to conditional distribution testing,” *Machine Learning*, 114, 33.
- CHERNOZHUKOV, V., D. CHETVERIKOV, M. DEMIRER, E. DUFLO, C. HANSEN, W. NEWEY, AND J. ROBINS (2018): “Double/debiased machine learning for treatment and structural parameters,” *The Econometrics Journal*, 21, C1–C68.
- CHERNOZHUKOV, V., J. C. ESCANCIANO, H. ICHIMURA, W. K. NEWEY, AND J. M. ROBINS (2022): “Locally robust semiparametric estimation,” *Econometrica*, 90, 1501–1535.
- CHIANG, H. D., Y. MA, J. RODRIGUE, AND Y. SASAKI (2021): “Dyadic Double/Debiased Machine Learning for Analyzing Determinants of Free Trade Agreements,” *arXiv preprint arXiv:2110.04365*.
- CLÉMENÇON, S. AND S. ROBBIANO (2011): “Minimax learning rates for bipartite ranking and plug-in rules,” in *International Conference on Machine Learning*, 441–448.
- DELLAVIGNA, S., W. KIM, AND E. LINOS (2024): “Bottlenecks for evidence adoption,” *Journal of Political Economy*, 132, 2748–2789.
- DELONG, E. R., D. M. DELONG, AND D. L. CLARKE-PEARSON (1988): “Comparing the areas under two or more correlated receiver operating characteristic curves: a non-parametric approach,” *Biometrics*, 837–845.
- DOMÍNGUEZ, M. A. AND I. N. LOBATO (2004): “Consistent estimation of models defined by conditional moment restrictions,” *Econometrica*, 72, 1601–1615.
- EINAV, L., A. FINKELSTEIN, S. MULLAINATHAN, AND Z. OBERMEYER (2018): “Predictive modeling of US health care spending in late life,” *Science*, 360, 1462–1465.
- EL HANCHI, A. AND M. A. ERDOGDU (2023): “Optimal Excess Risk Bounds for Empirical Risk Minimization on p -Norm Linear Regression,” in *Advances in Neural Information Processing Systems (NeurIPS) 2023*.
- ESCANCIANO, J. C. AND T. PÉREZ-IZQUIERDO (2023): “Automatic Locally Robust Estimation with Generated Regressors,” *arXiv preprint arXiv:2301.10643*.
- FARRELL, M. H., T. LIANG, AND S. MISRA (2021): “Deep neural networks for estimation and inference,” *Econometrica*, 89, 181–213.

- FERREIRA, F. H. AND J. GIGNOUX (2011): “The measurement of inequality of opportunity: Theory and an application to Latin America,” *Review of income and wealth*, 57, 622–657.
- FERREIRA, F. H. AND V. PERAGINE (2016): “Individual responsibility and equality of opportunity,” in *The Oxford handbook of well-being and public policy*.
- FLEURBAEY, M. (1995): “Equal opportunity or equal social outcome?” *Economics & Philosophy*, 11, 25–55.
- HALMOS, P. R. (1946): “The theory of unbiased estimation,” *The Annals of Mathematical Statistics*, 17, 34–43.
- HECKMAN, J. J. (1974): “Shadow prices, market wages, and labor supply,” *Econometrica: Journal of the Econometric Society*, 42, 679–694.
- (1976): “The common structure of statistical models of truncation, sample selection and limited dependent variables and a simple estimator for such models,” *Annals of Economic and Social Measurement*, 5, 475–492.
- HERRERA, H., G. ORDONEZ, AND C. TREBESCH (2020): “Political booms, financial crises,” *Journal of Political Economy*, 128, 507–543.
- HEUCHENNE, C. AND A. JACQUEMAIN (2022): “Inference for monotone single-index conditional means: A Lorenz regression approach,” *Computational Statistics & Data Analysis*, 167, 107347.
- HONG, H. AND M. SHUM (2010): “Pairwise-difference estimation of a dynamic optimization model,” *The Review of Economic Studies*, 77, 273–304.
- HONORÉ, B. AND J. POWELL (2005): “Pairwise difference estimators for nonlinear models,” in *Identification and Inference for Econometric Models W. Andrews and J. H. Stock*, Cambridge University Press, Cambridge.
- HUFE, P., A. PEICHL, AND D. WEISHAAR (2022): “Lower and upper bound estimates of inequality of opportunity for emerging economies,” *Social Choice and Welfare*, 58, 395–427.
- IMAI, K. AND M. RATKOVIC (2013): “Estimating treatment effect heterogeneity in randomized program evaluation,” *The Annals of Applied Statistics*, 7, 443–470.
- JOCHMANS, K. (2013): “Pairwise-comparison estimation with non-parametric controls,” *The Econometrics Journal*, 16, 340–372.

- JORDÀ, Ò., B. RICHTER, M. SCHULARICK, AND A. M. TAYLOR (2021): “Bank capital redux: Solvency, liquidity, and crisis,” *The Review of Economic Studies*, 88, 260–286.
- KLAASSEN, C. A. (1987): “Consistent estimation of the influence function of locally asymptotically linear estimators,” *The Annals of Statistics*, 15, 1548–1562.
- KLEINBERG, J., H. LAKKARAJU, J. LESKOVEC, J. LUDWIG, AND S. MULLAINATHAN (2018): “Human decisions and machine predictions,” *The Quarterly Journal of Economics*, 133, 237–293.
- KUECK, J., Y. LUO, M. SPINDLER, AND Z. WANG (2023): “Estimation and inference of treatment effects with L2-boosting in high-dimensional settings,” *Journal of Econometrics*, 234, 714–731.
- KYRIAZIDOU, E. (1997): “Estimation of a panel data sample selection model,” *Econometrica: Journal of the Econometric Society*, 1335–1364.
- LEDELL, E., M. PETERSEN, AND M. VAN DER LAAN (2015): “Computationally efficient confidence intervals for cross-validated area under the ROC curve estimates,” *Electronic journal of statistics*, 9, 1583.
- LEE, A. J. (2019): *U-statistics: Theory and Practice*, Routledge.
- LUDWIG, J. AND S. MULLAINATHAN (2024): “Machine learning as a tool for hypothesis generation,” *The Quarterly Journal of Economics*, 139, 751–827.
- MAO, L. (2018): “On causal estimation using U-statistics,” *Biometrika*, 105, 215–220.
- MASSART, P. (2000): “Some applications of concentration inequalities to statistics,” in *Annales de la Faculté des sciences de Toulouse: Mathématiques*, vol. 9, 245–303.
- MROZ, T. A. (1987): “The Sensitivity of an Empirical Model of Married Women’s Hours of Work to Economic and Statistical Assumptions,” *Econometrica*, 55, 765–799.
- MÜLLER, K. AND E. VERNER (2024): “Credit allocation and macroeconomic fluctuations,” *Review of Economic Studies*, 91, 3645–3676.
- NEWHEY, W. K. (1991): “Uniform convergence in probability and stochastic equicontinuity,” *Econometrica: Journal of the Econometric Society*, 1161–1167.
- (1994): “The asymptotic variance of semiparametric estimators,” *Econometrica: Journal of the Econometric Society*, 1349–1382.

- NEWHEY, W. K. AND D. MCFADDEN (1994): “Large sample estimation and hypothesis testing,” *Handbook of econometrics*, 4, 2111–2245.
- PENG, J. AND Y. YANG (2025): “Adversarial Learning for Nonparametric Regression: Minimax Rate and Adaptive Estimation,” *arXiv preprint arXiv:2506.01267*.
- POWELL, J. L. (1987): “Semiparametric estimation of bivariate latent variable models,” *SSRI Workshop Series*.
- (1994): “Estimation of Semiparametric Models,” in *Handbook of Econometrics*, ed. by R. F. Engle and D. L. McFadden, Elsevier, vol. 4, 2443–2521.
- RAMOS, X. AND D. VAN DE GAER (2016): “Approaches to inequality of opportunity: Principles, measures and evidence,” *Journal of Economic Surveys*, 30, 855–883.
- ROEMER, J. E. (1998): *Equality of opportunity*, Harvard University Press.
- ROEMER, J. E. AND A. TRANNOY (2016): “Equality of opportunity: Theory and measurement,” *Journal of Economic Literature*, 54, 1288–1332.
- ROTNITZKY, A., D. FARAGGI, AND E. SCHISTERMAN (2006): “Doubly robust estimation of the area under the receiver-operating characteristic curve in the presence of verification bias,” *Journal of the American Statistical Association*, 101, 1276–1288.
- RYCHENER, Y., B. TASKESEN, AND D. KUHN (2022): “Metrizing Fairness,” *arXiv preprint arXiv:2205.15049*.
- SALAS-ROJO, P. AND J. G. RODRÍGUEZ (2022): “Inheritances and wealth inequality: a machine learning approach,” *The Journal of Economic Inequality*, 1–25.
- SASAKI, Y. AND T. URA (2021): “Estimation and inference for policy relevant treatment effects,” *Journal of Econometrics*.
- SCHICK, A. (1986): “On asymptotically efficient estimation in semiparametric models,” *The Annals of Statistics*, 1139–1151.
- SCHMIDT-HIEBER, J. (2020): “Nonparametric regression using deep neural networks with ReLU activation function,” *The Annals of Statistics*, 48, 1875–1897.
- SERFLING, R. J. (1980): *Approximation Theorems of Mathematical Statistics*, Wiley Series in Probability and Mathematical Statistics, New York: Wiley.
- SHERMAN, R. P. (1994): “U-processes in the analysis of a generalized semiparametric regression estimator,” *Econometric theory*, 10, 372–395.

- ŠIDÁK, Z. (1967): “Rectangular confidence regions for the means of multivariate normal distributions,” *Journal of the American statistical association*, 62, 626–633.
- SUN, H., E. MUNRO, G. KALASHNOV, S. DU, AND S. WAGER (2021): “Treatment allocation under uncertain costs,” *arXiv preprint arXiv:2103.11066*.
- TERSCHUUR, J. (2025): “Locally Robust Policy Learning: Inequality, Inequality of Opportunity and Intergenerational Mobility,” *arXiv preprint arXiv:2502.13868*.
- TSYBAKOV, A. B. (2009): *Introduction to Nonparametric Estimation*, Springer Series in Statistics, Springer.
- VAN DE GAER (1993): “Equality of opportunity and investment in human capital,” Phd thesis, Katholieke Universiteit Leuven.
- VAN DER VAART, A. W. (2000): *Asymptotic statistics*, vol. 3, Cambridge university press.
- WAGER, S. AND G. WALTHER (2015): “Adaptive concentration of regression trees, with application to random forests,” *arXiv preprint arXiv:1503.06388*.
- YADLOWSKY, S., S. FLEMING, N. SHAH, E. BRUNSKILL, AND S. WAGER (2025): “Evaluating treatment prioritization rules via rank-weighted average treatment effects,” *Journal of the American Statistical Association*, 120, 38–51.
- ZHANG, T. AND B. YU (2005): “Boosting with early stopping: Convergence and consistency,” .
- ZHOU, D., M. LIU, M. LI, AND T. CAI (2025): “Doubly robust augmented model accuracy transfer inference with high dimensional features,” *Journal of the American Statistical Association*, 120, 524–534.

Online Appendix

I Proofs of Inequality of Opportunity

Proof of Proposition 1: We use the short notation $\Delta_\tau \equiv \gamma_\tau(X_i) - \gamma_\tau(X_j)$ and, in particular, $\Delta_0 \equiv \gamma_0(X_i) - \gamma_0(X_j)$. By $|\Delta_\tau| = \text{sgn}(\Delta_\tau)\Delta_\tau$ and the chain rule,

$$\begin{aligned} \frac{d}{d\tau} \mathbb{E}(g(W_i, W_j, \gamma(F_\tau), \theta)) &= \frac{d}{d\tau} \mathbb{E}[\theta(\gamma_\tau(X_i) + \gamma_\tau(X_j))] - \frac{d}{d\tau} \mathbb{E}(|\Delta_\tau|) \\ &= \frac{d}{d\tau} \mathbb{E}[\theta(\gamma_\tau(X_i) + \gamma_\tau(X_j))] - \frac{d}{d\tau} \mathbb{E}(\text{sgn}(\Delta_0)\Delta_\tau) - \frac{d}{d\tau} \mathbb{E}(\text{sgn}(\Delta_\tau)\Delta_0). \end{aligned}$$

The first two summands are already in the form of (3.2), so we can directly apply Lemma 1 to find that these two terms have adjustment terms

$$\begin{aligned} \phi_1(w_i, w_j, \gamma_0, \theta) &= \theta(y_i + y_j - \gamma_0(x_i) - \gamma_0(x_j)) \\ \phi_2(w_i, w_j, \gamma_0, \theta) &= -\text{sgn}(\Delta_0)(y_i - y_j - \gamma_0(x_i) + \gamma_0(x_j)). \end{aligned}$$

Now, we proceed to show that

$$\frac{d}{d\tau} \mathbb{E}(\text{sgn}(\Delta_\tau)\Delta_0) = 0.$$

By Assumption 1,

$$|\text{sgn}(\Delta_\tau) - \text{sgn}(\Delta_0)| \leq 2 \cdot 1(|\Delta_0| \leq \tau V_H),$$

where $V_H \equiv V_H(X_i, X_j) = C_H(X_i) + C_H(X_j)$. Thus,

$$\begin{aligned} \left| \mathbb{E} \left[\Delta_0 \left\{ \frac{\text{sgn}(\Delta_\tau) - \text{sgn}(\Delta_0)}{\tau} \right\} \right] \right| &\leq 2 \mathbb{E} \left[|\Delta_0| \frac{1(|\Delta_0| \leq \tau V_H)}{\tau} \right] \\ &\leq 2 \mathbb{E} [V_H 1(0 < |\Delta_0| \leq \tau V_H)] \\ &\rightarrow 0 \text{ as } \tau \rightarrow 0, \end{aligned}$$

where the convergence follows by continuity of the σ -finite positive measure

$$\mu(A) = \int_A V_H(x_1, x_2) F_0(dx_1) F_0(dx_2),$$

$\mathbb{E}[V_H] < \infty$ and the fact that the sets $A_n = \{(x_1, x_2) \in \mathcal{X} \times \mathcal{X} : 0 < |\Delta_0(x_1, x_2)| \leq \tau_n V_H(x_1, x_2)\}$ are monotonically decreasing for a sequence $\tau_n \downarrow 0$ as $n \rightarrow \infty$, and $\lim_{n \rightarrow \infty} A_n = \emptyset$. Hence, $\phi = \phi_1 + \phi_2$. ■

Proof of Proposition 2: We start with the smoothness part and leave the consistency of the sign for the end of the proof. Since $|sgn(\Delta_\gamma) - sgn(\Delta_0)| \leq 2 \cdot 1_A$ a.s. where $A = \{(x_i, x_j) : sgn(\gamma(x_i) - \gamma(x_j)) \neq sgn(\gamma_0(x_i) - \gamma_0(x_j))\}$, we have that

$$|\mathbb{E}[(sgn(\Delta_\gamma) - sgn(\Delta_0))\Delta_0]| \leq 2\mathbb{E}[|\Delta_0|1_A].$$

For some $t > 0$, we can decompose into a small margin and a large margin term

$$\mathbb{E}[|\Delta_0|1_A 1(0 < |\Delta_0| \leq t)] + \mathbb{E}[|\Delta_0|1_A 1(|\Delta_0| > t)].$$

Let us now deal with the small margin term. We restrict the analysis to the set A where $\Delta_\gamma \cdot \Delta_0 < 0$ or $\Delta_\gamma \cdot \Delta_0 = 0$. If $\Delta_0 > 0$, then $\Delta_\gamma < 0$ meaning that

$$\begin{aligned} \Delta_\gamma &= \Delta_0 - (\gamma_0(X_i) - \gamma(X_i)) + \gamma_0(X_j) - \gamma(X_j) < 0 \\ \implies & -(\gamma_0(X_i) - \gamma(X_i)) + \gamma_0(X_j) - \gamma(X_j) < -\Delta_0 \\ \implies & |\Delta_0| < |\gamma_0(X_i) - \gamma(X_i)| + |\gamma_0(X_j) - \gamma(X_j)|. \end{aligned}$$

When $\Delta_0 < 0$, then $\Delta_\gamma > 0$ so

$$\begin{aligned} & -(\gamma_0(X_i) - \gamma(X_i)) + \gamma_0(X_j) - \gamma(X_j) > -\Delta_0 \\ \implies & |-(\gamma_0(X_i) - \gamma(X_i)) + \gamma_0(X_j) - \gamma(X_j)| > -\Delta_0 = |\Delta_0| \\ \implies & |\Delta_0| < |\gamma_0(X_i) - \gamma(X_i)| + |\gamma_0(X_j) - \gamma(X_j)|. \end{aligned}$$

If $\Delta_0 = 0$ then $\mathbb{E}[|\Delta_0|1_A] = 0$ and if $\Delta_\gamma = 0$

$$|\Delta_0| = |\Delta_0 - \Delta_\gamma| = |\gamma_0(X_i) - \gamma(X_i) - (\gamma_0(X_j) - \gamma(X_j))| \leq |\gamma_0(X_i) - \gamma(X_i)| + |\gamma_0(X_j) - \gamma(X_j)|.$$

Hence,

$$\mathbb{E}[|\Delta_0|1_A 1(0 < |\Delta_0| \leq t)] \leq 2\mathbb{E}[|\gamma(X_i) - \gamma_0(X_i)|1(0 < |\Delta_0| \leq t)].$$

Now, using Hölder's inequality with $q' = q/(q-1)$ we get

$$\mathbb{E}[|\Delta_0|1_A 1(0 < |\Delta_0| \leq t)] \leq 2\|\gamma - \gamma_0\|_q P(0 < |\Delta_0| \leq t)^{1/q'},$$

so by definition of q' and Assumption 7 (iii) we get

$$\mathbb{E}[|\Delta_0|1_A 1(0 < |\Delta_0| \leq t)] \leq 2C\|\gamma - \gamma_0\|_q t^{\frac{\beta(q-1)}{q}}.$$

For the large margin, let $B_i = |\gamma_0(X_i) - \gamma(X_i)|$ for notational brevity. Using again that on A : $|\Delta_0| < |\gamma_0(X_i) - \gamma(X_i)| + |\gamma_0(X_j) - \gamma(X_j)|$ (also inside the indicator) we show that

$$\begin{aligned}\mathbb{E}[|\Delta_0|1_A1(|\Delta_0| > t)] &\leq \mathbb{E}[(B_i + B_j)1(B_i + B_j > t)] \\ &\leq 2\mathbb{E}[B_i1(B_i > t/2)] + 2\mathbb{E}[B_j1(B_j > t/2)] \\ &\leq 4C_\Delta \|\gamma - \gamma_0\|_q P(B_i > t/2)^{\frac{q-1}{q}} \\ &\leq 4 \cdot 2^{q-1} \cdot C_\Delta \frac{\|\gamma - \gamma_0\|_q^q}{t^{q-1}},\end{aligned}$$

where we have used that $a + b > t$ implies $\{a > t/2\} \cup \{b > t/2\}$ and monotonicity of measures, then Hölder and Markov inequalities. Putting all together (for $q \geq 1$) we have

$$|\mathbb{E}[(\text{sgn}(\Delta_\gamma) - \text{sgn}(\Delta_0))\Delta_0]| \leq 4 \cdot 2^{q-1} \cdot C \left(\|\gamma - \gamma_0\|_q t^{\frac{\beta(q-1)}{q}} + \frac{\|\gamma - \gamma_0\|_q^q}{t^{q-1}} \right).$$

Optimizing t and plugging in the optimal, we get

$$|\mathbb{E}[(\text{sgn}(\Delta_\gamma) - \text{sgn}(\Delta_0))\Delta_0]| \leq C(\beta, q) \|\gamma - \gamma_0\|_q^{\frac{q(1+\beta)}{q+\beta}}.$$

Now, for the supremum norm, notice that by the derivations above, we have that A implies

$$|\Delta_0| \leq 2\|\gamma - \gamma_0\|_\infty,$$

and hence also $1_A \leq 1(|\Delta_0| \leq 2\|\gamma - \gamma_0\|_\infty)$ a.s. Then

$$\begin{aligned}|\mathbb{E}[(\text{sgn}(\Delta_\gamma) - \text{sgn}(\Delta_0))\Delta_0]| &= |\mathbb{E}[(\text{sgn}(\Delta_\gamma) - \text{sgn}(\Delta_0))\Delta_0 1(|\Delta_0| > 0)]| \\ &\leq 2\mathbb{E}[|\Delta_0|1_A1(0 < |\Delta_0|)] \\ &\leq 2\|\gamma - \gamma_0\|_\infty P(0 < |\Delta_0| \leq 2\|\gamma - \gamma_0\|_\infty).\end{aligned}$$

Hence, by Assumption 7 (iii)

$$|\mathbb{E}[(\text{sgn}(\Delta_\gamma) - \text{sgn}(\Delta_0))\Delta_0]| \leq C\|\gamma - \gamma_0\|_\infty^{1+\beta}.$$

For the consistency of the sign difference, note that

$$\begin{aligned}\mathbb{E}[|\text{sgn}(\Delta_\gamma) - \text{sgn}(\Delta_0)|] &= 2\mathbb{E}[1_A1(X_i \neq X_j)] \\ &= 2\mathbb{E}[1_A1(X_i \neq X_j)1(|\Delta_0| \leq t)] + 2\mathbb{E}[1_A1(|\Delta_0| > t)1(X_i \neq X_j)].\end{aligned}$$

Let now $t \equiv t_n \downarrow 0$, then the first term goes to zero by Assumption 7 (ii). For the second

term, we use the same arguments as above to show that

$$\begin{aligned}\mathbb{E}[1_A 1(|\Delta_0| > t_n) 1(X_i \neq X_j)] &\leq \mathbb{E}[1(B_i + B_j > t_n)] \\ &\leq 4 \frac{\|\gamma - \gamma_0\|_1}{t_n}.\end{aligned}$$

Hence, using $\hat{\gamma}_l$ instead of γ and conditioning on N_l , the consistency of the sign difference follows by selecting a sequence $t_n \downarrow 0$ sufficiently slow.

■

Proof of Proposition 3: We first want to show that

$$\begin{aligned}\sqrt{n} \binom{n}{2}^{-1} \sum_{l=1}^L \sum_{(i,j) \in I_l} (\theta_0(Y_i + Y_j) - \text{sgn}(\hat{\gamma}_l(X_i) - \hat{\gamma}_l(X_j))(Y_i - Y_j)) = \\ \sqrt{n} \binom{n}{2}^{-1} \sum_{i < j} (\theta_0(Y_i + Y_j) - \text{sgn}(\gamma_0(X_i) - \gamma_0(X_j))(Y_i - Y_j)) + o_p(1).\end{aligned}$$

Define

$$\hat{A}_{ij,l} = [\text{sgn}(\gamma_0(X_i) - \gamma_0(X_j)) - \text{sgn}(\hat{\gamma}_l(X_i) - \hat{\gamma}_l(X_j))](Y_i - Y_j)$$

Then, adding and subtracting $\mathbb{E}[\hat{A}_{ij,l}|N_l]$ and focusing on a single fold l the above boils down to

$$\sqrt{n} \binom{n}{2}^{-1} \sum_{(i,j) \in I_l} \left[\left(\hat{A}_{ij,l} - \mathbb{E}[\hat{A}_{ij,l}|N_l] \right) + \mathbb{E}[\hat{A}_{ij,l}|N_l] \right] = o_p(1).$$

Following the same arguments as in the general case

$$P \left(\sqrt{n} \binom{n}{2}^{-1} \left| \sum_{(i,j) \in I_l} \left(\hat{A}_{ij,l} - \mathbb{E}[\hat{A}_{ij,l}|N_l] \right) \right| > \varepsilon \middle| N_l \right) \leq 4 \sqrt{\mathbb{E}[\hat{A}_{ij,l}^2|N_l] \mathbb{E}[\hat{A}_{ik,l}^2|N_l] / \varepsilon^2},$$

and if conditional second moments of Y_i given X_i are bounded

$$\begin{aligned}\mathbb{E}[\hat{A}_{ij,l}^2|N_l] &= \mathbb{E} \left([\text{sgn}(\Delta_0) - \text{sgn}(\Delta_{\hat{\gamma}_l})]^2 (Y_i - Y_j)^2 | N_l \right) \\ &\leq C \mathbb{E} (|\text{sgn}(\Delta_0) - \text{sgn}(\Delta_{\hat{\gamma}_l})| | N_l) \rightarrow_p 0,\end{aligned}$$

or if $2 + \delta$ moments of $Y_i - Y_j$ exist

$$\begin{aligned}\mathbb{E}[\hat{A}_{ij,l}^2|N_l] &= \mathbb{E} \left([\text{sgn}(\Delta_0) - \text{sgn}(\Delta_{\hat{\gamma}_l})]^2 (Y_i - Y_j)^2 | N_l \right) \\ &\leq C \mathbb{E} (|\text{sgn}(\Delta_0) - \text{sgn}(\Delta_{\hat{\gamma}_l})| | N_l)^{\frac{\delta}{2+\delta}} \mathbb{E}[|Y_i - Y_j|^{2+\delta}] \rightarrow_p 0,\end{aligned}$$

The convergences in probability follow from Assumption 7 (ii) by Proposition 2. Now we need to show that

$$\sqrt{n} \binom{n}{2}^{-1} \sum_{(i,j) \in I_l} \mathbb{E}[\hat{A}_{ij,l} | N_l] \rightarrow_p 0.$$

By the same arguments as in the proof of the general case

$$\left| \sqrt{n} \binom{n}{2}^{-1} \sum_{(i,j) \in I_l} \mathbb{E}[\hat{A}_{ij,l} | N_l] \right| \leq 2\sqrt{n} |\mathbb{E}[(\text{sgn}(\Delta_0) - \text{sgn}(\Delta_{\hat{\gamma}_l})) \Delta_0 | N_l]|.$$

By Proposition 2

$$\sqrt{n} |\mathbb{E}[(\text{sgn}(\Delta_0) - \text{sgn}(\Delta_{\hat{\gamma}_l})) \Delta_0 | N_l]| \leq \begin{cases} \sqrt{n} C(\beta, q) \|\hat{\gamma}_l - \gamma_0\|_q^{\frac{q(1+\beta)}{q+\beta}} & \text{if } q \in [1, \infty), \\ \sqrt{n} 2C_\Delta \|\hat{\gamma}_l - \gamma_0\|_\infty^{1+\beta} & \text{if } q = \infty. \end{cases}$$

Under Assumption 8, for any choice of q we get the result that

$$\sqrt{n} |\mathbb{E}[(\text{sgn}(\Delta_0) - \text{sgn}(\Delta_{\hat{\gamma}_l})) \Delta_0 | N_l]| = o_p(1).$$

For the conditions for the consistency of the variance, we first show that

$$\begin{aligned} \hat{\Sigma} - \Sigma &= \frac{1}{n} \sum_{i=1}^n \left[\left(\underbrace{\sum_{j \neq i} (Y_i + Y_j) \hat{\theta} - \text{sgn}(\Delta_{\hat{\gamma}})(Y_i - Y_j)}_{\equiv \hat{B}_i} \right)^2 - \left(\underbrace{\sum_{j \neq i} (Y_i + Y_j) \theta_0 - \text{sgn}(\Delta_0)(Y_i - Y_j)}_{\equiv B_i} \right)^2 \right] \\ &\leq \frac{1}{n} \sum_{i=1}^n (\hat{B}_i - B_i)^2 + B_i (\hat{B}_i - B_i). \end{aligned}$$

For the first term, we have that

$$(\hat{B}_i - B_i)^2 \leq (\hat{\theta} - \theta_0)^2 \left(\frac{1}{n-1} \sum_{j \neq i} (Y_i + Y_j) \right)^2 + \left(\frac{1}{n-1} \sum_{j \neq i} (\text{sgn}(\hat{\Delta}) - \text{sgn}(\Delta_0))(Y_i - Y_j) \right)^2,$$

doing some algebraic manipulations

$$\left(\frac{1}{n-1} \sum_{j \neq i} (Y_i + Y_j) \right)^2 \leq C(Y_i^2 + \bar{Y}_n^2),$$

where $\bar{Y}_n = (1/n) \sum_{i=1}^n Y_i$. Hence,

$$\frac{(\hat{\theta} - \theta_0)^2}{n} \sum_{i=1}^n \left(\frac{1}{n-1} \sum_{j \neq i} (Y_i + Y_j) \right)^2 \leq C(\hat{\theta} - \theta_0)^2 \left(\bar{Y}_n + \frac{1}{n} \sum_{i=1}^n Y_i^2 \right) \rightarrow_p 0.$$

On the other hand

$$\begin{aligned} & P \left(\frac{1}{n} \left| \sum_{i=1}^n \left(\sum_{j \neq i} (\text{sgn}(\hat{\Delta}) - \text{sgn}(\Delta_0))(Y_i - Y_j) \right) \right| > \varepsilon \right) \\ & \leq \frac{1}{\varepsilon(n-1)^2} \mathbb{E} \left[\left| \sum_{j \neq i} (\text{sgn}(\hat{\Delta}) - \text{sgn}(\Delta_0))(Y_i - Y_j) \right|^2 \right] \\ & = \frac{1}{\varepsilon(n-1)^2} \left((n-1) \mathbb{E} [\hat{A}_{ij}^2] + (n-1)^2 \mathbb{E} [\hat{A}_{ij} \hat{A}_{ik}] \right), \end{aligned}$$

where $\hat{A}_{ij} \equiv (\text{sgn}(\hat{\gamma}(X_i) - \hat{\gamma}(X_j)) - \text{sgn}(\gamma_0(X_i) - \gamma_0(X_j)))(Y_i - Y_j)$. The first term goes to zero since its divided by $n-1$ and by the boundedness of the sign and boundedness of the conditional variance of Y_i . The second term goes to zero by applying Cauchy Schwarz and noting that by the finiteness of the conditional variance of Y_i

$$\sqrt{\mathbb{E}[\hat{A}_{ij}^2]} \leq C \sqrt{\mathbb{E}(|\text{sgn}(\hat{\Delta} - \Delta_0)|)} \rightarrow 0,$$

by the fact that Proposition 2 goes through using the exact same arguments unconditionally for any fold under Assumption 9 and Assumption 7 (ii). Now,

$$\left| \frac{1}{n} \sum_{i=1}^n B_i(\hat{B}_i - B_i) \right| \leq \sqrt{\frac{1}{n} \sum_{i=1}^n B_i^2} \sqrt{\frac{1}{n} \sum_{i=1}^n (\hat{B}_i - B_i)^2} = O_p(1) o_p(1) = o_p(1).$$

Finally, by the continuous mapping theorem $\hat{\Sigma}/\bar{Y}_n^2 \rightarrow_p \Sigma/\mathbb{E}[Y_i]^2$ so $\hat{V} \rightarrow_p V$. Now we need to show the consistency of $\hat{\theta}$. For that note that

$$\hat{m} \equiv \binom{n}{2}^{-1} \sum_{l=1}^L \sum_{(i,j) \in I_l} \text{sgn}(\Delta_{\hat{\gamma}_l})(Y_i - Y_j) = \binom{n}{2}^{-1} \sum_{l=1}^L |I_l| \underbrace{\frac{1}{|I_l|} \sum_{(i,j) \in I_l} \text{sgn}(\Delta_{\hat{\gamma}_l})(Y_i - Y_j)}_{\equiv \hat{m}_l},$$

where $|I_l|$ is the cardinality of I_l . We show first consistency of \hat{m}_l for $l \in \{1, \dots, L\}$ to

$m_0 = \mathbb{E}[\text{sgn}(\Delta_0)(Y_i - Y_j)]$. We have that

$$\hat{m}_l - m_0 = \hat{m}_l - \mathbb{E}[\text{sgn}(\Delta_{\hat{\gamma}_l})(Y_i - Y_j)|N_l] + \mathbb{E}[\text{sgn}(\Delta_{\hat{\gamma}_l})(Y_i - Y_j)|N_l] - m_0.$$

The second difference goes to zero in probability by Proposition 2 with $q = 1$, invoking Assumption 7 (i). For the first difference, define p_l as the amount of unique observations in I_l , for example if $I_l = \{(1, 8), (1, 9), (2, 8), (2, 9)\}$ then $p_l = 4$ (i.e. 1, 2, 8, 9). By conditional Chebyshev and the fact that observations are i.i.d conditional on N_l we have that

$$\begin{aligned} & P \left(\left| |I_l|^{-1} \sum_{(i,j) \in I_l} (\text{sgn}(\Delta_{\hat{\gamma}_l}(Y_i - Y_j)) - \mathbb{E}[\text{sgn}(\Delta_{\hat{\gamma}_l})(Y_i - Y_j)]) \right| > \varepsilon \middle| N_l \right) \\ & \leq (|I_l|\varepsilon)^{-2} \left(|I_l| \text{Var}(\text{sgn}(\Delta_{\hat{\gamma}_l}(Y_i - Y_j)) | N_l) \right. \\ & \quad \left. + |I_l| 2(p_l - 2) \text{Cov}(\text{sgn}(\Delta_{\hat{\gamma}_l})(Y_i - Y_j), \text{sgn}(\Delta_{\hat{\gamma}_l})(Y_i - Y_k) | N_l) \right) \rightarrow 0, \end{aligned}$$

where the convergence of the variance term follows directly by $|I_l|/|I_l|^2 \rightarrow 0$ and the covariance term goes to zero since $p_l/|I_l| \rightarrow 0$ by Lemma 8. Hence $\hat{m}_l - m_0 \rightarrow_p 0$. Then by the Continuous Mapping theorem (CMT) and the fact that L is fixed $\hat{m} \rightarrow_p m_0$. Finally since $\theta_0 = m_0/(2\mathbb{E}[Y_i])$ and $\hat{\theta} = \hat{m}/((2/n) \sum_{i=1}^n Y_i)$, $\hat{\theta} \rightarrow_p \theta_0$ by the Law of Large numbers and the CMT. The final asymptotic normality result follows exactly as the mean value expansion proof of Theorem 1 by leveraging the asymptotic equivalence with the infeasible estimator, which has been proven above and by

$$\begin{aligned} \psi(W_i, W_j, \gamma_0, \theta) &= \theta(Y_i + Y_j) - \text{sgn}(\gamma_0(X_i) - \gamma_0(X_j))(Y_i - Y_j) \\ \frac{\partial \psi(W_i, W_j, \gamma_0, \theta)}{\partial \theta} &= (Y_i + Y_j). \end{aligned}$$

■

J Proofs for the Pairwise Difference Estimator

We shall assume the same conditions as in Ahn and Powell (1993), which we repeat here for the sake of completeness.

Assumption 10 *The observed data $W_i = (Y_i, X_i, D_i)$ is an iid sample, with $D_i \in \{0, 1\}$, and (Y_i, X_i) having sixth-order moments.*

Assumption 11 *The data satisfy the restrictions in (2.6), with $X_i = (S_i, C_i)$.*

Assumption 12 *The conditional distribution of $\gamma_i := \gamma_0(X_i)$ given $D_i = 1$ is absolutely continuous with respect to the Lebesgue measure, with conditional density function $f_{\gamma_0}(\cdot)$ that is continuous and bounded from above.*

Assumption 13 *The matrix $\Sigma_{ZS} := \mathbb{E}[\gamma_i^2 f_i(Z_i - \mu_z(\gamma_i))(S_i - \mu_s(\gamma_i))]$ is non-singular, where $f_i := f_{\gamma_0}(\gamma_i)$, $\mu_z(\gamma) := \mathbb{E}[D_i Z_i | \gamma_i = \gamma] / \gamma_i$ and $\mu_s(\gamma) := \mathbb{E}[D_i S_i | \gamma_i = \gamma] / \gamma_i$.*

Assumption 14 *The kernel function K is symmetric, twice continuously differentiable, with derivatives \dot{K} and \ddot{K} , respectively; $\int t^l K(t) dt = 0$ for $0 < l < 4$; for some $l_0 > 0$, $K(t) = 0$ for $|t| > l_0$.*

Assumption 15 *The bandwidth h is of the form $h = c_n n^{-\delta}$, where for a positive constant c_0 , $c_0 < c_n < c_0^{-1}$ and $\delta \in (1/8, 1/6)$.*

Assumption 16 *The conditional density $f_{\gamma_0}(\cdot)$, the functions $\mu_z(\cdot)$ and $\mu_s(\cdot)$ and the function $\lambda_0(\cdot)$ and its derivative are all fourth-order continuously differentiable, with derivatives that are bounded for all γ in the support of γ_i given $D_i = 1$. Furthermore, define*

$$\sigma_{ij}^2 = \mathbb{E}[\varepsilon_{ij}^2(\theta_0) | Z_i - Z_j|^2 D_i D_j | \gamma_i, \gamma_j],$$

$$\sigma_{ij,ZS}^2 = \mathbb{E}[|Z_i - Z_j|^2 | S_i - S_j|^2 | \gamma_i, \gamma_j],$$

and assume that $\sigma_{ij}^2, \sigma_{ij,ZS}^2 < C$ a.s.

These are essentially the same assumptions as in [Ahn and Powell \(1993\)](#), and are extensively discussed there. The only additional assumption we have added is the bounded conditional variances in Assumption 16.

We define implicitly the rates r_q and r_λ as $\|\hat{\gamma}_l - \gamma_0\|_q = O_P(n^{-r_q})$, $q \geq 1$, and $\|\hat{\lambda}_l - \lambda_0\| = O_P(n^{-r_\lambda})$, respectively. Recall δ is defined in Assumption 15.

Assumption 17 *(i) $r_2 > \delta$; (ii) $r_\lambda > 3\delta/2$; (iii) $r_{2q} > [(3 + 1/q)\delta/4] + 1/4$ for some $q > 1$; (iv) $r_2 + r_\lambda > 3\delta/2 + 1/2$; (v) $\mathbb{E}[|Z_i - Z_j|^{2q/(q-1)} | \gamma_i, \gamma_j] < C$, a.s., for q as in (iii).*

These are mild rate conditions on the nuisance parameters. These conditions require that $r_2 > 1/8$, $r_\lambda > 3/16$ and $r_2 + r_\lambda > 11/16$. The latter is a product rate condition. For $q \downarrow 1$, (iii) requires that $r_2 > \delta + 1/4 > 3/8$, while at the other extreme, for $q = \infty$, $r_\infty > 3\delta/4 + 1/4 > 11/32$, which is achieved, for example, by the smoothing kernel estimator of [Ahn and Powell \(1993\)](#).

Proof of Proposition 5: To simplify notation, define the weights

$$\dot{\varpi}_{ij}(\gamma) = \frac{1}{h^2} \dot{K} \left(\frac{\gamma(X_i) - \gamma(X_j)}{h} \right) D_i D_j.$$

By the chain rule and iterated expectations

$$\begin{aligned} \frac{d}{d\tau} \mathbb{E}[g(W_i, W_j, \gamma_\tau, \theta)] &= \frac{d}{d\tau} \mathbb{E}[\varepsilon_{ij}(\theta) \dot{\varpi}_{ij}(\gamma_0)(Z_i - Z_j)(\gamma_\tau(X_i) - \gamma_\tau(X_j))] \\ &= \frac{d}{d\tau} \mathbb{E}[\alpha_0(X_i, X_j, \theta)(\gamma_\tau(X_i) - \gamma_\tau(X_j))], \end{aligned}$$

where $\alpha_0(X_i, X_j, \theta) = [\lambda_0(\gamma_0(X_i)) - \lambda_0(\gamma_0(X_j))] q_{ij}(\gamma_0)(Z_i - Z_j)$. Then, conclude applying Lemma 1(i). ■

We proceed to verify the sufficient conditions for the asymptotic theory, with some adaptations to deal with the local nature of the U-statistics.

Lemma 5 *Under Assumptions 10 to 17,*

$$\sqrt{n} \binom{n}{2}^{-1} \sum_{l=1}^L \sum_{(i,j) \in I_l} \psi(W_i, W_j, \hat{\gamma}_l, \hat{\alpha}_l, \theta_0) = \sqrt{n} \binom{n}{2}^{-1} \sum_{i < j} \psi(W_i, W_j, \gamma_0, \alpha_0, \theta_0) + o_p(1).$$

Proof of Lemma 5: Under the conditions on the kernel, it can be shown that

$$|K(y) - K(x)| \leq |y - x| K^*(x),$$

for a bounded and integrable kernel K^* , see A.8 in Hansen (2008).

Henceforth, we will use the notation $\hat{\Delta}_{ij,l} = \hat{\gamma}_l(X_i) - \hat{\gamma}_l(X_j)$ and $\Delta_{ij} \equiv \Delta_{\gamma_0}(X_i, X_j)$.

To check Assumption 3(i), we use Cauchy-Schwarz and the boundedness of the kernel K^* and conditional variances to show, for $w_i = (y_i, x_i, d_i)$ and $w_j = (y_j, x_j, d_j)$,

$$\begin{aligned} & \int \int |g(w_i, w_j, \hat{\gamma}_l, \theta_0) - g(w_i, w_j, \gamma_0, \theta_0)|^2 F_0(dw_i) F_0(dw_j) \\ &= \int \int |\varepsilon_{ij}(\theta_0)(z_i - z_j) d_i d_j|^2 |\varpi_{ij}(\hat{\gamma}_l) - \varpi_{ij}(\gamma_0)|^2 F_0(dw_i) F_0(dw_j) \\ &\leq \int \int |\varepsilon_{ij}(\theta_0)(z_i - z_j) d_i d_j|^2 \left| \hat{\Delta}_{ij,l} - \Delta_{ij} \right|^2 (h^{-1} K^*(\Delta_{ij}/h))^2 F_0(dw_i) F_0(dw_j) \\ &\leq h^{-2} \left\| \hat{\Delta}_{ij,l} - \Delta_{ij} \right\|^2 \\ &= O_P(n^{2\delta} \|\hat{\gamma}_l - \gamma_0\|^2) \\ &= o_P(1). \end{aligned}$$

Similarly, by Hölder inequality, for any $q > 1$, and with $\alpha_{i,j} = \alpha_0(X_i, X_j)$,

$$\begin{aligned}
& \int \int |\phi(w_i, w_j, \hat{\gamma}_l, \alpha_0, \theta_0) - \phi(w_i, w_j, \gamma_0, \alpha_0, \theta_0)|^2 F_0(dw_i) F_0(dw_j) \\
&= \int \int |\alpha_{ij}|^2 \left| \hat{\Delta}_{ij,l} - \Delta_{ij} \right|^2 F_0(dw_i) F_0(dw_j) \\
&\leq C \int \int \left| \hat{\Delta}_{ij,l} - \Delta_{ij} \right|^2 \left(\frac{1}{h^2} \dot{K} \left(\frac{\Delta_{ij}}{h} \right) \right)^2 F_0(dw_i) F_0(dw_j) \\
&\leq Ch^{-4} \left\| \hat{\Delta}_{ij,l} - \Delta_{ij} \right\|_{2q}^2 \left(\int \int \left(\dot{K} \left(\frac{\Delta_{ij}}{h} \right) \right)^{2q/(q-1)} F_0(dw_i) F_0(dw_j) \right)^{1-1/q} \\
&\leq Ch^{-4} \left\| \hat{\Delta}_{ij,l} - \Delta_{ij} \right\|_{2q}^2 h^{1-1/q} \\
&= O_P \left(n^{(3+1/q)\delta} \left\| \hat{\gamma}_l - \gamma_0 \right\|_{2q}^2 \right) \\
&= o_P(1), \tag{J.1}
\end{aligned}$$

where we have used that $(3 + 1/q)\delta/2 < [(3 + 1/q)\delta/4] + 1/4$ for any $q \geq 1$, and

$$\mathbb{E}[|\alpha_{ij}|^2 | X_i, X_j] \leq C \left(\frac{1}{h^2} \dot{K} \left(\frac{\Delta_{ij}}{h} \right) \right)^2.$$

Now, we proceed with Assumption 3(iii). Define

$$\hat{D}_{ij}(\hat{\gamma}_l) = \left[\hat{\lambda}_l(\hat{\gamma}_l(X_i)) - \hat{\lambda}_l(\hat{\gamma}_l(X_j)) - \lambda_0(\hat{\gamma}_l(X_i)) - \lambda_0(\hat{\gamma}_l(X_j)) \right],$$

and write

$$\begin{aligned}
\hat{\alpha}_l - \alpha_0 &= [\lambda_0(\hat{\gamma}_l(X_i)) - \lambda_0(\hat{\gamma}_l(X_j)) - \lambda_0(\gamma_0(X_i)) - \lambda_0(\gamma_0(X_j))] q_{ij}(\hat{\gamma}_l)(Z_i - Z_j) \\
&\quad + [\lambda_0(\gamma_0(X_i)) - \lambda_0(\gamma_0(X_j))] [q_{ij}(\hat{\gamma}_l) - q_{ij}(\gamma_0)] (Z_i - Z_j) \\
&\quad + \hat{D}_{ij}(\hat{\gamma}_l) q_{ij}(\hat{\gamma}_l)(Z_i - Z_j),
\end{aligned}$$

so that, using that λ_0 is Lipschitz,

$$\begin{aligned}
& \int \int |\phi(w_i, w_j, \gamma_0, \hat{\alpha}_l, \theta_0) - \phi(w_i, w_j, \gamma_0, \alpha_0, \theta_0)|^2 F_0(dw_i) F_0(dw_j) \\
&= \int \int |\hat{\alpha}_l - \alpha_0|^2 |v_{ij}(\gamma_0)|^2 F_0(dw_i) F_0(dw_j) \\
&\leq 2 \int \int |\hat{\alpha}_l - \alpha_0|^2 F_0(dw_i) F_0(dw_j) \\
&\leq 4 \int \int \left| \hat{\Delta}_{ij,l} - \Delta_{ij} \right|^2 \left(\frac{1}{h^2} \dot{K} \left(\frac{\hat{\Delta}_{ij,l}}{h} \right) \right)^2 |z_i - z_j|^2 F_0(dw_i) F_0(dw_j) \\
&\quad + 4 \int \int [\lambda_0(\gamma_0(x_i)) - \lambda_0(\gamma_0(x_j))]^2 [q_{ij}(\hat{\gamma}_l) - q_{ij}(\gamma_0)]^2 |z_i - z_j|^2 F_0(dw_i) F_0(dw_j) \\
&\quad + 4 \int \int \hat{D}_{ij}^2(\hat{\gamma}_l) q_{ij}^2(\hat{\gamma}_l) |z_i - z_j|^2 F_0(dw_i) F_0(dw_j) \\
&: = 4(I + II + III).
\end{aligned}$$

From (J.1) it follows that $I = o_P(1)$.

To deal with II , write

$$q_{ij}(\hat{\gamma}_l) - q_{ij}(\gamma_0) = \hat{\gamma}_l(X_i) \hat{\gamma}_l(X_j) (Z_i - Z_j) \frac{1}{h^3} \ddot{K} \left(\frac{\Delta_{ij}}{h} \right) (\hat{\Delta}_{ij,l} - \Delta_{ij}) + R_{ij,q},$$

where $R_{ij,q}$ collects smaller order terms. Then, the leading term in II is bounded by Hölder inequality, for any $q > 1$, by

$$\begin{aligned}
& \int \int [\lambda_0(\gamma_0(x_i)) - \lambda_0(\gamma_0(x_j))]^2 \frac{1}{h^6} \ddot{K}^2 \left(\frac{\Delta_{ij}}{h} \right) (\hat{\Delta}_{ij,l} - \Delta_{ij})^2 |z_i - z_j|^2 F_0(dw_i) F_0(dw_j) \\
&\leq Ch^{-6} \left\| \hat{\Delta}_{ij,l} - \Delta_{ij} \right\|_{2q}^2 \left(\int \int [\lambda_0(\gamma_0(x_i)) - \lambda_0(\gamma_0(x_j))]^{2p} \ddot{K}^{2p} \left(\frac{\Delta_{ij}}{h} \right) F_0(dw_i) F_0(dw_j) \right)^{1/p} \text{J.2} \\
&\leq Ch^{3-1/q} \left\| \hat{\Delta}_{ij,l} - \Delta_{ij} \right\|_{2q}^2 \\
&= O_P \left(n^{-\delta(3-1/q)} \left\| \hat{\gamma}_l - \gamma_0 \right\|_{2q}^2 \right) \\
&= o_P(1),
\end{aligned}$$

where we have used the Lipschitz property of λ_0 .

The term III is bounded by a standard change of variables by

$$\begin{aligned}
& \int \int \hat{D}_{ij}^2(\hat{\gamma}_l) \frac{1}{h^4} \dot{K}^2 \left(\frac{\hat{\gamma}_l(X_i) - \hat{\gamma}_l(X_j)}{h} \right) |z_i - z_j|^2 F_0(dw_i) F_0(dw_j) \\
& \leq Ch^{-3} \left\| \hat{\lambda}_l - \lambda_0 \right\|^2 \\
& = O_P \left(n^{3\delta} \left\| \hat{\lambda}_l - \lambda_0 \right\|^2 \right) \\
& = o_P(1).
\end{aligned}$$

The interaction term has the form

$$\hat{\xi}_l(w_i, w_j) = (\hat{\alpha}_l(x_i, x_j) - \alpha_0(x_i, x_j)) \left(\hat{\Delta}_{ij,l} - \Delta_{ij} \right),$$

and hence, Assumption 4 follows if $\sqrt{n} \|\hat{\alpha}_l - \alpha_0\| \|\hat{\gamma}_l - \gamma_0\| = o_p(1)$. From our previous expansions, this product rate condition holds if

$$\sqrt{n} n^{(3+1/q)\delta/2} \|\hat{\gamma}_l - \gamma_0\|_{2q} \|\hat{\gamma}_l - \gamma_0\| = O_P \left(n^{(3+1/q)\delta/2+1/2} \|\hat{\gamma}_l - \gamma_0\|_{2q}^2 \right) = o_p(1),$$

and

$$\sqrt{n} n^{3\delta/2} \left\| \hat{\lambda}_l - \lambda_0 \right\| \|\hat{\gamma}_l - \gamma_0\| = o_p(1).$$

We proceed to verify Assumption 5, $\sqrt{n} \bar{\psi}(\hat{\gamma}_l, \alpha_0, \theta_0) \rightarrow_p 0$. Define

$$\begin{aligned}
Q_{ij} & : = \varpi_{ij}(\hat{\gamma}_l) - \varpi_{ij}(\gamma_0) \\
R_{ij} & : = Q_{ij} - \frac{1}{h^2} \dot{K} \left(\frac{\gamma_i - \gamma_j}{h} \right) D_i D_j \left(\hat{\Delta}_{ij,l} - \Delta_{ij} \right),
\end{aligned}$$

and note that by a Taylor's series expansion

$$\begin{aligned}
Q_{ij} & : = \frac{1}{h^2} \dot{K} \left(\frac{\Delta_Q}{h} \right) D_i D_j \left(\hat{\Delta}_{ij,l} - \Delta_{ij} \right), \\
R_{ij} & : = \frac{1}{h^3} \ddot{K} \left(\frac{\Delta_R}{h} \right) D_i D_j \left(\hat{\Delta}_{ij,l} - \Delta_{ij} \right)^2,
\end{aligned}$$

where Δ_Q and Δ_R are intermediate values between $\hat{\Delta}_{ij,l}$ and Δ_{ij} . Using this, write,

$$\begin{aligned}
\bar{\psi}(\hat{\gamma}_l, \alpha_0, \theta_0) &= \int \int \varepsilon_{ij}(\theta_0) \varpi_{ij}(\hat{\gamma}_l)(z_i - z_j) F_0(dw_i) F_0(dw_j) \\
&\quad + \int \int \alpha_{ij} v_{ij}(\hat{\gamma}_l) F_0(dw_i) F_0(dw_j) \\
&= \int \int \varepsilon_{ij}(\theta_0) \varpi_{ij}(\gamma_0)(z_i - z_j) F_0(dw_i) F_0(dw_j) \\
&\quad + \int \int \varepsilon_{ij}(\theta_0)(z_i - z_j) \frac{1}{h^3} \ddot{K} \left(\frac{\Delta_R}{h} \right) d_i d_j \left(\hat{\Delta}_{ij,l} - \Delta_{ij} \right)^2 F_0(dw_i) F_0(dw_j) \\
&: = I + II.
\end{aligned}$$

To simplify the notation, define the function

$$m(\gamma_1, \gamma_2) = \gamma_1 \gamma_2 (\lambda_0(\gamma_1) - \lambda_0(\gamma_2)) (\mu_z(\gamma_1) - \mu_z(\gamma_2)).$$

A standard Taylor expansion and Assumptions [10-17](#) yield

$$\begin{aligned}
I &= \int \int m(\gamma_1, \gamma_2) \frac{1}{h} K \left(\frac{\gamma_1 - \gamma_2}{h} \right) f_{\gamma_0}(\gamma_1) f_{\gamma_0}(\gamma_2) d\gamma_1 d\gamma_2 \\
&= O(h^4).
\end{aligned}$$

Hence, $\sqrt{n}I = n^{(1-8\delta)/2} \rightarrow 0$.

Additionally, note that

$$\begin{aligned}
II &= \int \int m(\gamma_0(x_i), \gamma_0(x_j)) \frac{1}{h^3} \ddot{K} \left(\frac{\Delta_R}{h} \right) \left(\hat{\Delta}_{ij,l} - \Delta_{ij} \right)^2 F_0(dw_i) F_0(dw_j) \\
&= \int \int m(\gamma_0(x_i), \gamma_0(x_j)) \frac{1}{h^3} \ddot{K} \left(\frac{\Delta_{ij}}{h} \right) \left(\hat{\Delta}_{ij,l} - \Delta_{ij} \right)^2 F_0(dw_i) F_0(dw_j) \\
&\quad + \int \int m(\gamma_0(x_i), \gamma_0(x_j)) \frac{1}{h^3} \left[\ddot{K} \left(\frac{\Delta_R}{h} \right) - \ddot{K} \left(\frac{\Delta_{ij}}{h} \right) \right] \left(\hat{\Delta}_{ij,l} - \Delta_{ij} \right)^2 F_0(dw_i) F_0(dw_j) \\
&=: II_A + II_B.
\end{aligned}$$

To deal with II_A , we apply Hölder inequality, for any $q > 1$, and argue as in [\(J.2\)](#) to obtain

$$\begin{aligned}
\sqrt{n} |II_A| &= O_P \left(n^{-\delta(3-1/q)+1/2} \|\hat{\gamma}_l - \gamma_0\|_{2q}^2 \right) \\
&= o_p(1),
\end{aligned}$$

because $r_{2q} > [(3 + 1/q)\delta/4] + 1/4$.

Using again A.8 in [Hansen \(2008\)](#) and Hölder inequality, for any $q > 1$,

$$\begin{aligned}\sqrt{n} |II_B| &\leq \sqrt{nh}^{-2} \|\hat{\gamma}_l - \gamma_0\|_{2q}^3 \\ &\leq O_P \left(n^{2\delta+1/2} \|\hat{\gamma}_l - \gamma_0\|_{2q}^3 \right) \\ &= o_p(1).\end{aligned}$$

■

Lemma 6 *Under Assumptions [10](#) to [17](#),*

$$\sqrt{n} \binom{n}{2}^{-1} \sum_{i < j} \psi(W_i, W_j, \gamma_0, \alpha_0, \theta_0) \rightarrow_d N(0, \Sigma),$$

where $\Sigma = \mathbb{E}[\xi_i \xi_i']$, and $\xi_i \equiv U_i D_i \gamma_i (Z_i - \mu_z(\gamma_i)) f_i + \dot{\lambda}_0(\gamma_i) \gamma_i^2 (Z_i - \mu_z(\gamma_i)) v_i$.

Proof of Lemma 6: We apply the Hajek projection as in Lemma A.3 in [Ahn and Powell \(1993\)](#) to obtain

$$h_n(W_i) := \mathbb{E}[\psi(W_i, W_j, \gamma_0, \alpha_0, \theta_0) | W_i] = \mathbb{E}[\varepsilon_{ij}(\theta_0) \varpi_{ij}(\gamma_0) (Z_i - Z_j) + \alpha_0(X_i, X_j) v_{ij}(\gamma_0) | W_i].$$

To that end, we compute, with $K_{ij} = K((\gamma_0(X_i) - \gamma_0(X_j))/h)$,

$$\begin{aligned}&\mathbb{E}[\varepsilon_{ij}(\theta_0) \varpi_{ij}(\gamma_0) (Z_i - Z_j) | W_i, \gamma_j] \\ &= (\lambda_0(\gamma_i) - \lambda_0(\gamma_j)) D_i \gamma_j (Z_i - \mu_z(\gamma_j)) \frac{1}{h} K_{ij} \\ &\quad + U_i D_i \gamma_j (Z_i - \mu_z(\gamma_j)) \frac{1}{h} K_{ij}.\end{aligned}$$

Hence,

$$\mathbb{E}[\varepsilon_{ij}(\theta_0) \varpi_{ij}(\gamma_0) (Z_i - Z_j) | W_i] \equiv U_i D_i \gamma_i (Z_i - \mu_z(\gamma_i)) f_i + \tilde{r}_{1,i}.$$

Similarly,

$$\begin{aligned}\mathbb{E}[\alpha_0(X_i, X_j) v_{ij}(\gamma_0) | W_i, \gamma_j] &= \mathbb{E}[\alpha_0(X_i, X_j) v_i | W_i, \gamma_j] \\ &= (\lambda_0(\gamma_i) - \lambda_0(\gamma_j)) \frac{1}{h^2} \dot{K}_{ij} \gamma_i \gamma_j (Z_i - \mu_z(\gamma_j)) v_i,\end{aligned}$$

(where we have used that $\mathbb{E}[\gamma_j Z_j | \gamma_j] = \gamma_j \mu_z(\gamma_j)$), and

$$\mathbb{E}[\alpha_0(X_i, X_j) v_{ij}(\gamma_0) | W_i] \equiv \dot{\lambda}_0(\gamma_i) \gamma_i^2 (Z_i - \mu_z(\gamma_i)) v_i + \tilde{r}_{2,i}.$$

Define $\xi_i \equiv U_i D_i \gamma_i (Z_i - \mu_z(\gamma_i)) f_i + \dot{\lambda}_0(\gamma_i) \gamma_i^2 (Z_i - \mu_z(\gamma_i)) v_i$, and write

$$\begin{aligned} \frac{1}{\sqrt{n}} \sum_{i=1}^n h_n(W_i) &= \frac{1}{\sqrt{n}} \sum_{i=1}^n \xi_i + \frac{1}{\sqrt{n}} \sum_{i=1}^n \tilde{r}_{1,i} + \frac{1}{\sqrt{n}} \sum_{i=1}^n \tilde{r}_{2,i} \\ &= \frac{1}{\sqrt{n}} \sum_{i=1}^n \xi_i + o_p(1) \\ &\rightarrow_d N(0, \Sigma), \end{aligned}$$

where the first equality follows by definition, the second from smoothness, and Assumptions 10-17, so that

$$\begin{aligned} \left| \frac{1}{\sqrt{n}} \sum_{i=1}^n \tilde{r}_{l,i} \right| &= O_p(\sqrt{n}h^4) \\ &= o_p(1), \end{aligned}$$

and the last convergence follows from the standard Central Limit Theorem (CLT). ■

Lemma 7 Under Assumptions 10 to 17, if $\bar{\theta} \rightarrow_p \theta_0$ then $\partial \hat{\psi}(\bar{\theta}) / \partial \theta \rightarrow_p B$, $B = 2\Sigma_{ZS}$.

Proof of Lemma 7: Note $\partial \hat{\psi}(\bar{\theta}) / \partial \theta = \hat{\Sigma}_{c,ZS}$ for all $\bar{\theta}$. Write

$$\begin{aligned} \hat{\Sigma}_{c,ZS} &= \binom{n}{2}^{-1} \sum_{l=1}^L \sum_{(i,j) \in I_l} \varpi_{ij}(\hat{\gamma}_l) (Z_i - Z_j)(S_i - S_j)' \\ &= \binom{n}{2}^{-1} \sum_{l=1}^L \sum_{(i,j) \in I_l} \varpi_{ij}(\gamma_0) (Z_i - Z_j)(S_i - S_j)' \\ &\quad + \binom{n}{2}^{-1} \sum_{l=1}^L \sum_{(i,j) \in I_l} [\varpi_{ij}(\hat{\gamma}_l) - \varpi_{ij}(\gamma_0)] (Z_i - Z_j)(S_i - S_j)' \\ &\equiv \tilde{\Sigma}_{c,ZS} + R_{c,ZS} \end{aligned}$$

Lemma 3.1 in Ahn and Powell (1993) has shown $\tilde{\Sigma}_{c,ZS} = 2\Sigma_{ZS} + o_P(1)$. It remains to show that $R_{c,ZS} = o_P(1)$, which follows from the same arguments as those in the proof of Lemma 5.

■

Proof of Theorem 2: By the Mean Value Theorem and Lemma 5, (with $\tilde{\psi}(\theta_0)$ defined as $(\hat{\psi}(\theta_0))$ but with true nuisance parameters)

$$\begin{aligned} 0 &= \hat{\psi}(\theta_0) - \tilde{\Sigma}_{c,ZS}(\hat{\theta} - \theta_0) \\ &= \tilde{\psi}(\theta_0) - \tilde{\Sigma}_{c,ZS}(\hat{\theta} - \theta_0) + o_P(1) \end{aligned}$$

Lemma 3.1 in [Ahn and Powell \(1993\)](#) has shown $\tilde{\Sigma}_{c,ZS} = 2\Sigma_{ZS} + o_P(1)$. Thus,

$$\begin{aligned}\sqrt{n}(\hat{\theta} - \theta_0) &= \sqrt{n}2\Sigma_{ZS}^{-1}\hat{\psi}(\theta_0) + o_P(1) \\ &= \frac{\Sigma_{ZS}^{-1}}{\sqrt{n}} \sum_{i=1}^n \xi_i + o_P(1) \\ &\rightarrow_d N(0, V)\end{aligned}$$

by the CLT, since $\mathbb{E}[|\xi_i|^2] < \infty$. ■

K Computations for the Gaussian First-Step Error Model

In this section, we provide some calculations for the Gaussian First-Step Model that are used in the main text. Recall that in this DGP $X \sim \mathcal{N}(0, \sigma_X^2)$ and

$$Y = \gamma_0(X) + \varepsilon, \text{ where } \gamma_0(X) = 5 + X^2,$$

where $\varepsilon \sim \mathcal{N}(0, \sigma_\varepsilon^2)$, $\sigma_\varepsilon^2 = \text{Var}(\gamma_0(X))/StN$, and StN is the Signal to Noise Ratio. This is DGP is called a Gaussian First-Step Error Model because we generate

$$\hat{\gamma}(x) = \gamma_0(x) + \delta_n(x), \text{ where } \delta_n(x) \sim \mathcal{N}\left(c_1(\mathbb{E}[\gamma_0(X)] - \gamma_0(x))n^{-\rho_1}, \frac{c_2}{StN}n^{-\rho_2}\right),$$

where c_1, c_2, ρ_1, ρ_2 are constants. We write $\delta_n(x) = \mu_n(x) + \sigma_{\gamma n}U$, where U is a standard normal, and

$$\begin{aligned}\mu_n(x) &= c_1(\sigma_X^2 - x^2)n^{-\rho_1}; \\ \sigma_{\gamma n}^2 &= \frac{c_2}{StN}n^{-\rho_2}.\end{aligned}$$

We first show that

$$\sqrt{n}\frac{\partial\theta(\gamma_0)}{\partial\gamma}[\hat{\gamma} - \gamma_0] \sim \mathcal{N}\left(C_1n^{0.5-\rho_1}, \sigma_n^2\right),$$

where $C_1 = \theta_0 c_1$, $\sigma_n^2 = C_2 n^{1-\rho_2}$ and $C_2 = c_2(\mathbb{E}[2Y])^{-2}\theta_0^2/StN$. Therefore, the bias coming from this derivative term diverges when $1/4 < \rho_1 < 1/2$. This illustrates the bias problem and the lack of root- n consistency of plug-in estimates based on non-locally robust moment functions mentioned in the introduction.

From our derivative calculations in the proof of Proposition 1,

$$\frac{\partial\theta(\gamma_0)}{\partial\gamma}[h] = -(\mathbb{E}[2Y])^{-1} \left\{ \theta_0 \mathbb{E}[h(X_i) + h(X_j)] - \mathbb{E}[\text{sgn}(X_i^2 - X_j^2)(h(X_i) - h(X_j))] \right\}.$$

Hence, $\frac{\partial \theta(\gamma_0)}{\partial \gamma} [\hat{\gamma} - \gamma_0]$ follows a normal distribution with mean

$$(\mathbb{E}[2Y])^{-1} \mathbb{E}[|X_i^2 - X_j^2|] c_1 n^{-\rho_1} = \theta_0 c_1 n^{-\rho_1},$$

and variance

$$(\mathbb{E}[2Y])^{-2} \sigma_{\gamma_n}^2 \theta_0^2,$$

where we have used that $\mathbb{E}[\text{sgn}(X_i^2 - X_j^2)] = 0$.

Next, we verify the conditions for the asymptotic theory (i.e. Assumption 7). Straightforward calculations show that the random variable $\Delta_0 = \gamma_0(X_i) - \gamma_0(X_j) = X_i^2 - X_j^2$ is absolutely continuous with a density

$$f_0(y) = \frac{1}{2\sigma_X^2} e^{-\frac{|y|}{2\sigma_X^2}} K_0\left(\frac{|y|}{2\sigma_X^2}\right),$$

where K_0 is the modified Bessel function of the second kind of order 0. It is known that as $z \downarrow 0$ $K_0(z) \sim -\ln z - \xi$, where ξ is Euler's constant, hence Assumption 7(ii) and (iii) holds with any $\beta < 1$. This means that we require $\|\hat{\gamma} - \gamma_0\| = o_p(n^{-\rho_{2\beta}})$, with

$$\rho_{2\beta} \geq \frac{2 + \beta}{4(1 + \beta)}.$$

Since this holds for any $\beta < 1$, it must be that $\rho_{2\beta} > 3/8$ and $\|\hat{\gamma}_l - \gamma_0\|^2 = o_p(n^{-3/4})$. Note that

$$\begin{aligned} \|\hat{\gamma}_l - \gamma_0\|_2^2 &= E[|\mu_n(X) + \sigma_{\gamma_n}^2 U|^2 | U|], \\ P(E[n^{3/4} |\mu_n(X) + \sigma_{\gamma_n}^2 U|^2 | U] > \varepsilon) &\leq n^{3/4} \mathbb{E}[\delta_n(X)^2] / \varepsilon \\ &\leq n^{3/4} C(n^{-\rho_2} + n^{-2\rho_1}) / \varepsilon, \end{aligned}$$

so we need $\min(2\rho_1, \rho_2) > 3/4$ which implies $\rho_1 > 3/8 = 0.375$ and $\rho_2 > 3/4$. Note that these are sufficient conditions. In the simulations, we consider values below and above the required to evaluate the robustness of the finite sample performance to our sufficient conditions.

L Empirical Appendix

Here we provide empirical results for other MLs.

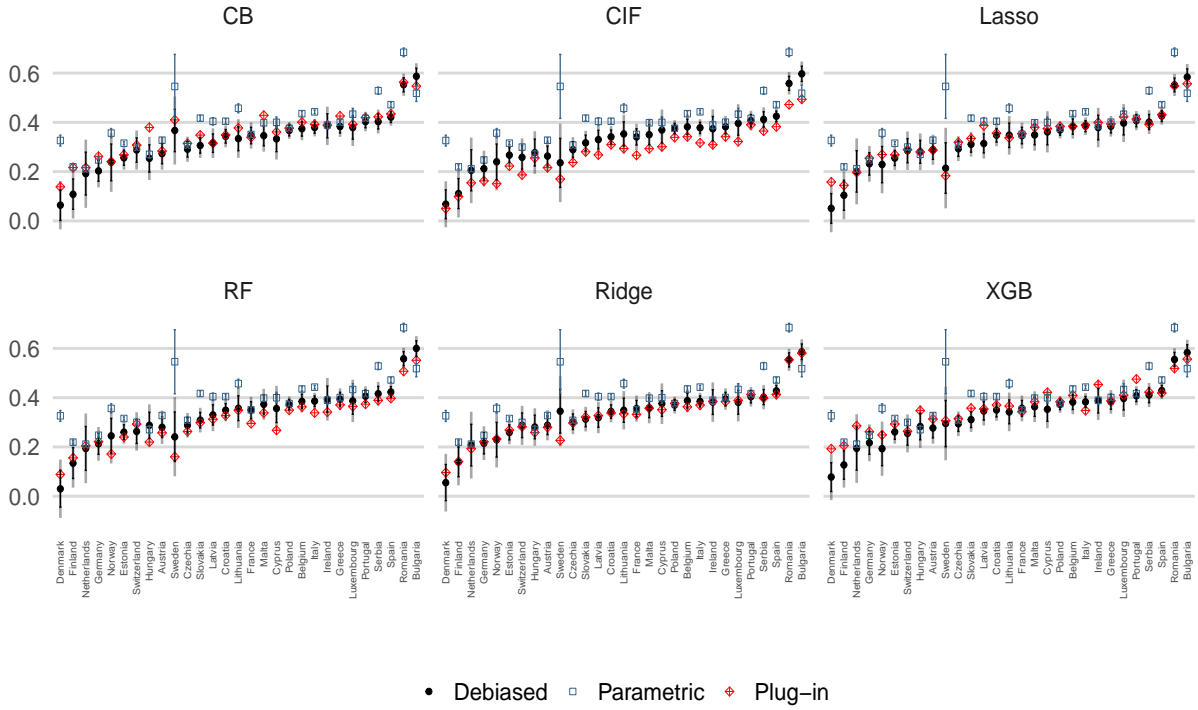


Figure 6: IOP with all MLs

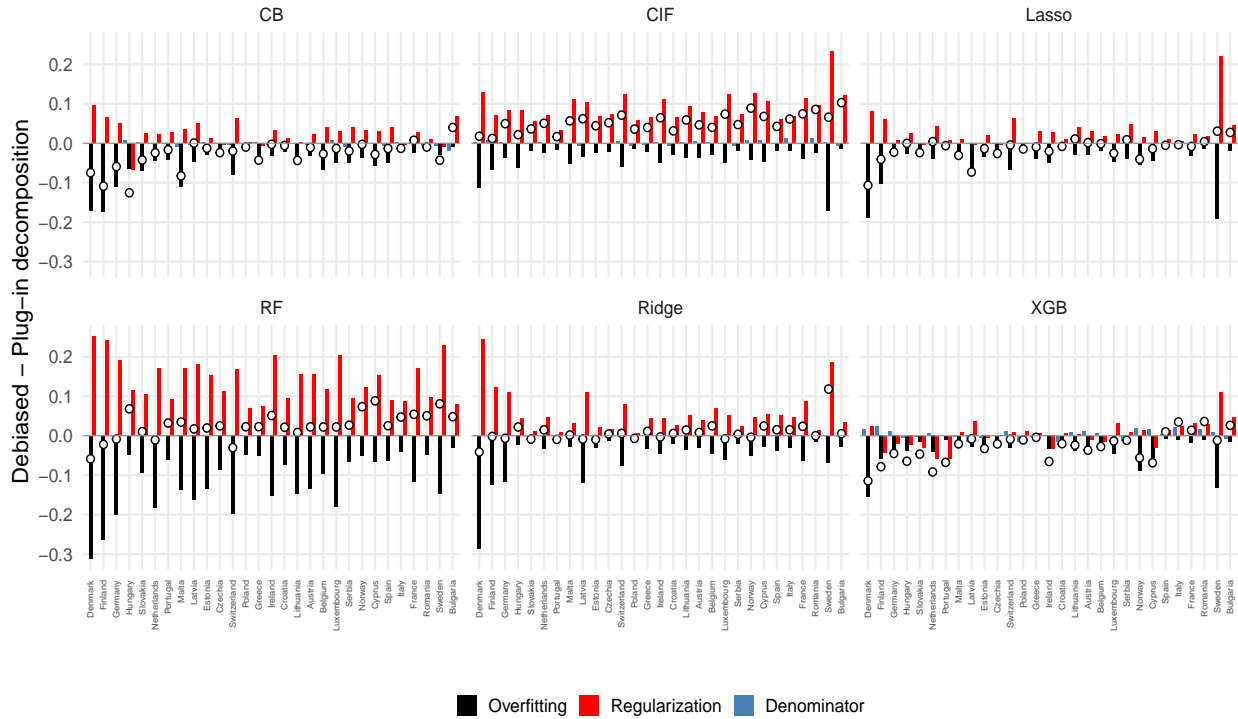


Figure 7: Decomposition with all MLs

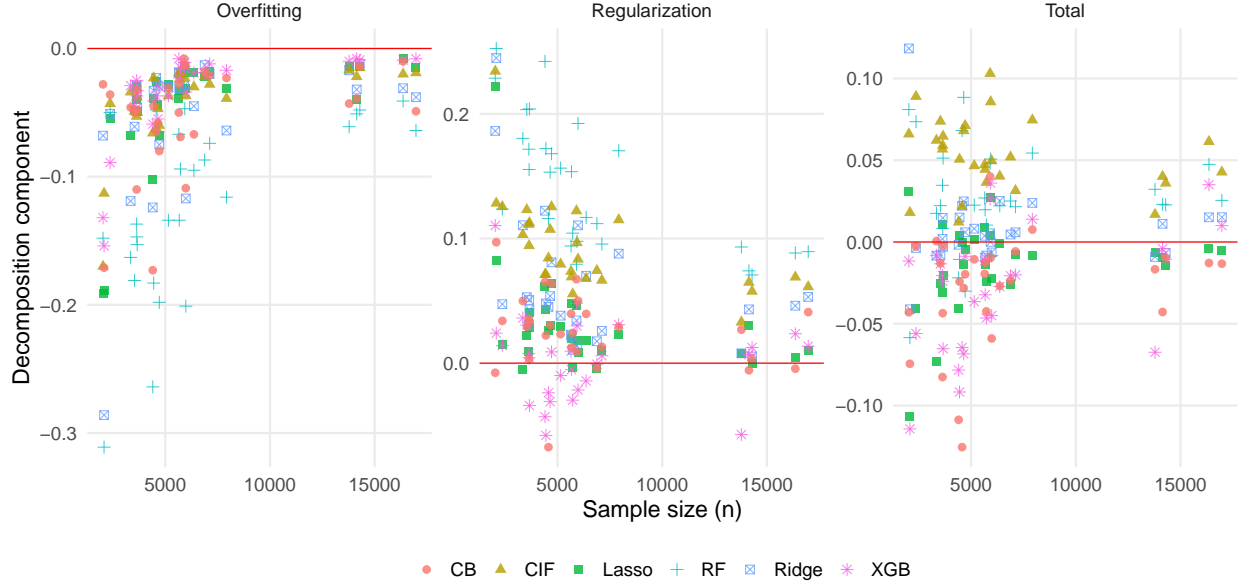


Figure 8: Bias of plug-in estimator vs sample size across MLs.

M Further Applications

M.1 Gini with missing data

Suppose we have income Y_i and other observables X_i . We observe X_i for $i = 1, \dots, n$ but we only observe Y_i for $i \in A \subset \{1, \dots, n\}$. For all $i = 1, \dots, n$, we have a binary variable O_i which is 1 if Y_i is observed and 0 otherwise. We let $W_i = (Y_i, O_i, X_i)'$. We are interested in the Gini of Y_i

$$\theta_0 = \frac{\mathbb{E}[|Y_i - Y_j|]}{\mathbb{E}[Y_i + Y_j]}.$$

If income observations are not randomly missing, then estimating the Gini only with the observed incomes is not justified. What we can identify is $\mathbb{E}[|Y_i - Y_j| | O_i = 1, O_j = 1]$ and $\mathbb{E}[Y_i | O_i = 1]$ not θ_0 . To circumvent this, we assume that income is Missing at Random. For identification, we also assume a typical common support assumption. We let $p_0(x) = P(O_i = 1 | X_i = x)$.

Assumption 18 (MAR and Common support)

- (i) $Y_i \perp O_i \mid X_i$,
- (ii) $\varepsilon \leq p_0(X_i) \leq 1 - \varepsilon$ for some $\varepsilon > 0$.

MAR can be relaxed to just mean independence. Under MAR the Gini is identified as

$$\theta_0 = \frac{\theta_{01}}{\theta_{02}}, \text{ where } \theta_{01} = \mathbb{E}\left[|Y_i - Y_j| \frac{O_i O_j}{p_0(X_i) p_0(X_j)}\right] \text{ and } \theta_{02} = 2\mathbb{E}\left[Y_i \frac{O_i}{p_0(X_i)}\right],$$

and $p_0(x) = P(O_i = 1 | X_i = x)$. Let $\delta_0(X_i, X_j) = \mathbb{E}[|Y_i - Y_j| | X_i, X_j]$, note that it is identified since under MAR: $\mathbb{E}[|Y_i - Y_j| | X_i, X_j, O_i = 1, O_j = 1] = \delta_0(X_i, X_j)$. As before $\gamma_0(X_i) = \mathbb{E}[Y_i | X_i]$. θ_0 is a ratio of semiparametric U-statistics so it falls into our framework. The next result provides an expression for θ_0 as a ratio of locally robust moments.

Proposition 6 *Under MAR and Common Support, we have the following locally robust functions for the numerator and denominator*

$$\begin{aligned} \psi_1(W_i, \delta_0, \alpha_{01}, \theta_1) &= \delta_0(X_i, X_j) + \alpha_{01}(X_i, X_j, O_i, O_j)(|Y_i - Y_j| - \delta_0(X_i, X_j)) - \theta_1, \\ \psi_2(W_i, \gamma_0, \alpha_{02}, \theta_2) &= \gamma_0(X_i) + \alpha_{02}(X_i, O_i)(Y_i - \gamma_0(X_i)) - \theta_2, \end{aligned}$$

where $\alpha_{01}(X_i, X_j, O_i, O_j) = O_i O_j / (p_0(X_i) p_0(X_j))$ and $\alpha_{02}(X_i, O_i) = O_i / p_0(X_i)$.

As in the case of the Augmented Inverse Propensity weighting (AIPW) we recover a double robustness property that makes us robust to misspecification of either nuisance parameter.

Proposition 7 (Double Robustness)

$$\begin{aligned} \psi_1(W_i, \delta, \alpha_1, \theta_1) &= \theta_{01} - \theta_1 + \mathbb{E}[(\delta(X_i, X_j) - \delta_0(X_i, X_j))(\alpha_{01}(X_i, X_j) - \alpha_1(X_i, X_j))], \\ \psi_2(W_i, \gamma, \alpha_2, \theta_2) &= \theta_{02} - \theta_2 + \mathbb{E}[(\gamma(X_i) - \gamma_0(X_i))(\alpha_{02}(X_i) - \alpha_2(X_i))]. \end{aligned}$$

Hence, a locally robust estimator is given by

$$\hat{\theta} = \frac{\binom{n}{2}^{-1} \sum_{l=1}^L \sum_{(i,j) \in I_l} \left[\hat{\delta}_l(X_i, X_j) + \frac{O_i O_j}{\hat{p}_l(X_i) \hat{p}_l(X_j)} (|Y_i - Y_j| - \hat{\delta}_l(X_i, X_j)) \right]}{\frac{2}{n} \sum_{k=1}^K \sum_{i \in C_k} \left[\hat{\gamma}_k(X_i) - \frac{O_i}{\hat{p}_k(X_i)} (Y_i - \hat{\gamma}_k(X_i)) \right]},$$

where for the numerator a traditional cross-fitting with the sample split in C_1, \dots, C_K is used. As with the usual AIPW approach for missing data and causal inference, is easy to check (particularly using Proposition 7) that all the general asymptotic assumptions hold if we have mean-square consistent estimators $\hat{\delta}$, \hat{p} and $\hat{\gamma}$ that converge at at least $n^{-1/4}$.

Remark M.1 *Although we have focused on the Gini, we can apply this procedure to any U-statistic by replacing $|Y_i - Y_j|$ by some known function $g(W_i, W_j)$. For example, if we let $g(W_i, W_j) = \text{sgn}(Y_i - Y_j) \text{sgn}(X_i - X_j)$, where Y_i is income and X_i parental income, we get a popular measure of Intergenerational Mobility measured by the Kendall- τ .*

Remark M.2 *In the next section we document how our general theory applies to causal U-statistics. In particular, how to estimate the counterfactual coefficient, say Gini or Kendall- τ coefficient, under a given treatment allocation. For example one could answer: What would be the Gini coefficient if a treatment is given only to females with no university degree? The estimators suggested for general causal U-statistics are also doubly robust.*

M.2 Causal U-statistics

Our theory generalizes causal estimands proposed in [Mao \(2018\)](#) and [Yin et al. \(2024\)](#). Let $W_i = (Y_i, D_i, X_i)$ and $Z_i = (Y_i(1), Y_i(0))$ where $Y_i = D_i Y_i(1) + (1 - D_i) Y_i(0)$. Consider a family of causal estimands where g is a known function and $\gamma^{(1)}$ and $\gamma^{(0)}$ are potential nuisance parameters (e.g. $\mathbb{E}[Y_i(1)|X_i]$ and $\mathbb{E}[Y_i(0)|X_i]$)

$$\theta_0(\pi) = \mathbb{E} \left[\sum_{(a,b) \in \{0,1\}^2} g(Y_i(a), X_i, Y_j(b), X_j, \gamma^{(a)}, \gamma^{(b)}) \pi_{ab}(X_i, X_j) \right] \text{ with } \pi_{ab} : \mathcal{X} \times \mathcal{X} \rightarrow \{0, 1\}.$$

For a given π_{ab} we interpret $\theta(\pi)$ as a causal estimand. A trivial example is $g(y_i(1), y_i(0)) = y_i(1) - y_i(0)$ which gives the Average Treatment Effect (ATE). Our theory is better motivated for nonlinear g where typical methods cannot be used, for example, the Wilcoxon statistic is based on $g(y_i(a), y_j(b)) = 1(y_i(a) \geq y_j(b))$. This is important when most treated fare worse but the ATE is positive due to a few treated that fare much better.

Interesting causal estimands arise depending on the choice of π_{ab} . We would recommend to let $\pi : \mathcal{X} \rightarrow \{0, 1\}$ and $\pi_{ab}(X_i, X_j) = 1(\pi(X_i) = a, \pi(X_j) = b)$. For instance, suppose that $\pi(X_i) = 1$ only for female high school dropouts and zero otherwise. Then we can estimate the counterfactual value whenever only female high school dropouts are treated. If we are interested in the Gini Mean Difference (the Gini coefficient follows directly), we have

$$\theta_0(\pi) = \mathbb{E} \left[\sum_{(a,b) \in \{0,1\}^2} |Y_i(a) - Y_j(b)| 1(\pi(X_i) = a, \pi(X_j) = b) \right],$$

hence we can estimate the counterfactual inequality whenever certain groups are treated. Likewise, for intergenerational mobility measured by the Kendall- τ coefficient we have

$$g(y_i(a), x_i, y_j(b), x_j, \gamma^{(a)}, \gamma^{(b)}) = \text{sgn}(Y_i(a) - Y_j(b)) \text{sgn}(X_{1i} - X_{1j}),$$

where $Y_i(j)$ for $j = 0, 1$ are potential permanent incomes and X_{1i} is the permanent income

of the parent. For IOp let $\gamma^{(k)}(x_i) = \mathbb{E}[Y_i(k)|X_i = x_i]$ for $k = 0, 1$ and set

$$g(y_i(a), x_i, y_j(b), x_j, \gamma^{(a)}, \gamma^{(b)}) = |\gamma^{(a)}(x_i) - \gamma^{(b)}(x_j)|.$$

Under selection on observables and common support assumptions, [Terschuur \(2023\)](#) provides doubly robust moments for such a family of causal U-statistics. While the methodological innovation in [Terschuur \(2023\)](#) is in the estimation of the optimal allocation rule π and its statistical properties, the results on estimating the causal estimands for a given π_{ab} rely on the general theory in this paper.

N Cross-Fitting

Cross-fitting is different in the U-statistics setting. The main task is to partition the set of $n(n-1)/2$ pairs $\{(i, j) : i < j, i, j = 1, \dots, n\}$ into L sets where the number of observations left out in each set is the same or almost the same. We provide a partition algorithm that achieves this up to a few observations in some cases¹⁷, which is a negligible difference when n is large. The key parameter is the number of blocks near the diagonal T (triangles). The algorithm leaves approximately $n - \lfloor n/T \rfloor$ observations for nuisance parameter estimation in each block (exactly if n is divisible by $2 \cdot T$). The partition is created following these steps:

1. Pick some $T : 2 < T \leq n/2$. Compute $\text{base} = \lfloor n/T \rfloor$ and $\text{rem} = n \bmod T$,
2. Partition the index set $\{1, \dots, n\}$ into T contiguous groups G_1, \dots, G_T as follows. Let the first rem groups have size $\text{base} + 1$ and the remaining groups have size base . For each u write the elements of G_u in increasing order as

$$G_u = \{g_{u,1}, g_{u,2}, \dots, g_{u,|G_u|}\},$$

3. For each $t = 1, \dots, T$ define the diagonal triangle

$$I_t = \{(i, j) : 1 \leq i < j \leq n, i \in G_t, j \in G_t\}.$$

4. For every pair $1 \leq u < v \leq T$ define the off-diagonal rectangle

$$R(u, v) = \{(i, j) : 1 \leq i < j \leq n, i \in G_u, j \in G_v\}.$$

¹⁷Same as in classical cross-fitting where it is not possible to split a sample with an uneven number of observations in two equally sized groups.

5. For each $1 \leq u < v \leq T$, split the rectangle $R(u, v)$ into 4 sub-rectangles

$$\begin{aligned} R_1(u, v) &= \left\{ (i, j) \in R(u, v) : i \in \{g_{u,1}, \dots, g_{u, \lfloor |G_u|/2 \rfloor}\}, j \in \{g_{v,1}, \dots, g_{v, \lfloor |G_v|/2 \rfloor}\} \right\} \\ R_2(u, v) &= \left\{ (i, j) \in R(u, v) : i \in \{g_{u,1}, \dots, g_{u, \lfloor |G_u|/2 \rfloor}\}, j \in \{g_{v, \lfloor |G_v|/2 \rfloor} + 1, \dots, g_{v, |G_v|}\} \right\} \\ R_3(u, v) &= \left\{ (i, j) \in R(u, v) : i \in \{g_{u, \lfloor |G_u|/2 \rfloor} + 1, \dots, g_{u, |G_u|}\}, j \in \{g_{v, \lfloor |G_v|/2 \rfloor} + 1, \dots, g_{v, |G_v|}\} \right\} \\ R_4(u, v) &= \left\{ (i, j) \in R(u, v) : i \in \{g_{u, \lfloor |G_u|/2 \rfloor} + 1, \dots, g_{u, |G_u|}\}, j \in \{g_{v,1}, \dots, g_{v, \lfloor |G_v|/2 \rfloor}\} \right\}, \end{aligned}$$

6. Collect all blocks:

$$\{I_{T+1}, \dots, I_L\} = \bigcup_{1 \leq u < v \leq T} \{R_1(u, v), R_2(u, v), R_3(u, v), R_4(u, v)\},$$

and let the full partition be $I_1, \dots, I_T, I_{T+1}, \dots, I_L$. The total number of blocks is

$$L = T + 4 \binom{T}{2} = 2T^2 - T = T(2T - 1).$$

In Figure 2, we have $n = 12$ and $T = 2$. Hence, we split $\{1, \dots, n\}$ into two groups with 6 observations each. We get only one large rectangle $R(1, 2)$. Since in this case $n = 12$ is divisible by $2 \cdot T = 4$, $R(1, 2)$ is a square that can be partitioned into 4 equally sized sub-squares. In Figure 9, we show an example where n is not divisible by $2 \cdot T$ ($n = 19, T = 3$).

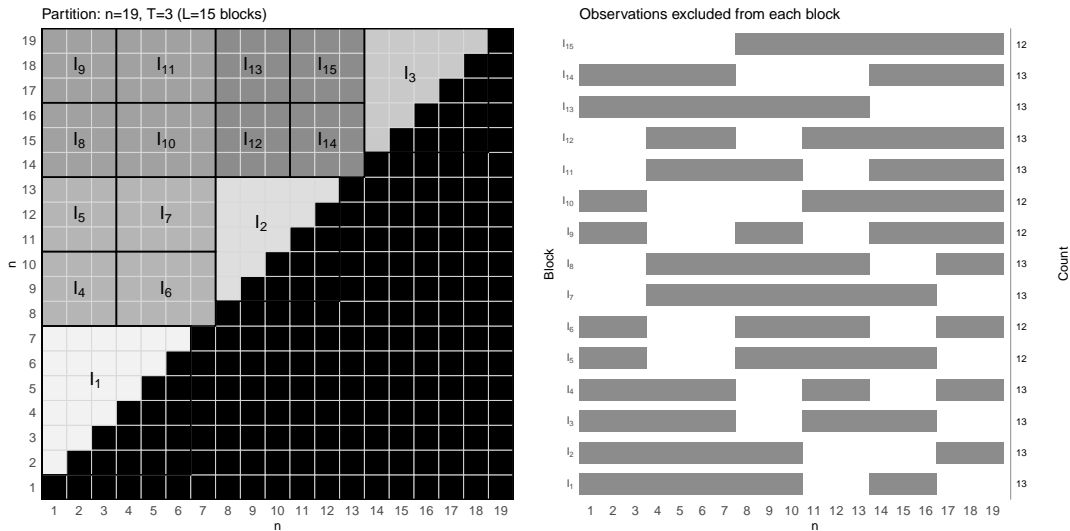


Figure 9: Cross-fitting partition

Now we prove a Lemma regarding the cross-fitting algorithm that is useful for the proofs of the asymptotic theory. Our cross-fitting procedure creates rectangles and triangles such that for any given l they satisfy the following for some subsets A_l and B_l of $\{1, \dots, n\}$.

(Rectangles): $I_l = \{(i, j) : i < j, i \in A_l, j \in B_l, A_l \cap B_l = \emptyset\}$,

(Triangles): $I_l = \{(i, j) : i < j, i \in A_l, j \in B_l, A_l \subset B_l, A_l \cap B_l \neq \emptyset\}$,

with $|A_l|, |B_l| \rightarrow \infty$ with $\min(|A_l|, |B_l|)/\max(|A_l|, |B_l|) \rightarrow c \in (0, \infty)$ as $n \rightarrow \infty$ where $|A_l|$ is the cardinality of A_l . Let also p_l be the number of unique observations in I_l , for example if $I_l = \{(1, 8), (1, 9), (2, 8), (2, 9)\}$ then $p_l = 4$ (that is, 1, 2, 8, 9).

Lemma 8 *For the general description of the cross-fitting algorithm given above, we have that for all $l = 1, \dots, L$, $p_l/|I_l| \rightarrow 0$ and $n \cdot p_l/|I_l| \rightarrow c < \infty$ as $n \rightarrow \infty$.*

Proof: If we are in a rectangle we have that $|I_l| = |A_l| \cdot |B_l|$ and $p_l = |A_l| + |B_l|$ so the result follows. In a triangle we have that

$$|I_l| \geq \binom{\min(|A_l|, |B_l|)}{2} = \frac{\min(|A_l|, |B_l|)(\min(|A_l|, |B_l|) - 1)}{2},$$

$$p_l \leq |A_l| + |B_l|,$$

so

$$\text{(Rectangles): } \frac{p_l}{|I_l|} = \frac{|A_l| + |B_l|}{|A_l| \cdot |B_l|} \rightarrow 0,$$

$$\text{(Triangles): } \frac{p_l}{|I_l|} \leq \frac{2(|A_l| + |B_l|)}{\min(|A_l|, |B_l|)(\min(|A_l|, |B_l|) - 1)} \rightarrow 0.$$

Note that $n \cdot p_l/|I_l| \rightarrow c < \infty$ follows since $p_l \leq 2n$ and $|I_l| \leq n(n-1)/2$. ■

O Debiasing other inequality measures

In this section, we provide valid inference theory for a broad class of inequality measures applied to estimated objects. We consider this to be a contribution in its own right. We focus on the Atkinson index proposed in [Atkinson et al. \(1970\)](#) and on Generalized Entropy (see [Theil \(1967\)](#) and [Shorrocks \(1980\)](#)).

O.1 Atkinson index and Empirical Welfare

The Atkinson index features an inequality aversion parameter $\varepsilon \geq 0$

$$A(\varepsilon) = \begin{cases} 1 - \frac{\mathbb{E}[Y_i^{1-\varepsilon}]^{\frac{1}{1-\varepsilon}}}{\mathbb{E}[Y_i]} & \text{if } \varepsilon \neq 1, \infty \\ 1 - \frac{\exp(\mathbb{E}[\ln Y])}{\mathbb{E}[Y_i]} & \text{if } \varepsilon = 1, \\ 1 - \frac{\inf\{y: f(y) > 0\}}{\mathbb{E}[Y_i]} & \text{if } \varepsilon = \infty. \end{cases} \quad (\text{O.1})$$

$\varepsilon = 1$ and $\varepsilon = \infty$ are limiting cases, where $f(y)$ is the density of Y_i . We now focus on applying the Atkinson index to the estimated quantities $\hat{\gamma}(X_i)$ considered in the main text. Let us start with the case of a finite ε different from 1. Our parameter of interest is:

$$\theta_0(\varepsilon) = 1 - \frac{\theta_{01}(\varepsilon)^{\frac{1}{1-\varepsilon}}}{\theta_{02}}, \quad \theta_{01}(\varepsilon) = \mathbb{E}[\gamma_0(X_i)^{1-\varepsilon}], \quad \theta_{02} = \mathbb{E}[\gamma_0(X_i)].$$

The debiasing strategy involves constructing locally robust moments for both $\theta_{01}(\varepsilon)$ and θ_{02} . For θ_{02} , the locally robust moment is: $\mathbb{E}[Y_i - \theta_{02}]$, i.e. no need to use any ML, the average of Y_i works. To debias $\theta_{01}(\varepsilon)$, following [Newey \(1994\)](#), we can write:

$$\frac{d}{d\tau} \mathbb{E}[\gamma_\tau(X_i)^{1-\varepsilon}] = \frac{d}{d\tau} \mathbb{E}[(1-\varepsilon)\gamma_0(X_i)^{-\varepsilon} \gamma_\tau(X_i)] = \int (1-\varepsilon)\gamma_0(x)^{-\varepsilon} (y - \gamma_0(x)) H(dw).$$

Hence, an orthogonal moment for $\theta_{01}(\varepsilon)$ is:

$$\psi(w, \gamma_0, \alpha_0, \theta, \varepsilon) = \gamma(x)^{1-\varepsilon} + \alpha_0(x, \varepsilon)(y - \gamma_0(x)) - \theta,$$

where $\alpha_0(x, \varepsilon) = (1-\varepsilon)\gamma_0(x)^{-\varepsilon}$. Interestingly, for regular identification we require that $\mathbb{E}[\gamma_0(X_i)^{-2\varepsilon}] < \infty$, which is a condition on the tail near zero of the distribution of $\gamma_0(X_i)$ and becomes more stringent the higher the inequality aversion ε . A debiased estimator of θ_{01} is then given by:

$$\hat{\theta}_1(\varepsilon) = \frac{1}{n} \sum_{l=1}^L \sum_{i \in C_l} (\hat{\gamma}_l(X_i)^{1-\varepsilon} + \hat{\alpha}_l(X_i, \varepsilon)(Y_i - \hat{\gamma}_l(X_i))), \quad \hat{\alpha}_l(X_i, \varepsilon) = (1-\varepsilon)\hat{\gamma}_l(X_i)^{-\varepsilon},$$

where for the crossfitting we have divided the sample in L folds: C_1, \dots, C_L . Then, letting $\hat{\theta}_2 = \frac{1}{n} \sum_{i=1}^n Y_i$, we can construct the debiased Atkinson index as:

$$\hat{\theta}(\varepsilon) = 1 - \hat{\theta}_1(\varepsilon)^{\frac{1}{1-\varepsilon}} / \hat{\theta}_2.$$

Under regularity conditions and similar assumptions as in the main text and letting $\pi = 1/(1 - \varepsilon)$, one can use the Delta Method to show that:

$$\sqrt{n}(\hat{\theta}(\varepsilon) - \theta_0(\varepsilon)) \rightarrow_d N \left(0, \left(\frac{\pi \theta_{01}^{\pi-1}}{\theta_{02}} \right)^2 \Sigma_{11} + \frac{\theta_{01}^{2\pi}}{\theta_{01}^4} \Sigma_{22} - 2 \frac{\pi \theta_{01}^{2\pi-1}}{\theta_{02}^3} \Sigma_{12} \right),$$

where $\Sigma_{11} = \mathbb{E}[\psi(W_i, \gamma_0, \alpha_0, \theta_{01}, \varepsilon)^2]$, $\Sigma_{22} = \mathbb{E}[(Y_i - \theta_{02})^2]$, $\Sigma_{12} = \mathbb{E}[\psi(W_i, \gamma_0, \alpha_0, \theta_{01}, \varepsilon)(Y_i - \theta_{02})]$. For the case of $\varepsilon = 1$, we need to construct a locally robust estimator of $\theta_{01}(1) = \mathbb{E}[\ln \gamma_0(X_i)]$, again using the arguments in [Newey \(1994\)](#) and the chain rule,

$$\begin{aligned} \frac{d}{d\tau} \mathbb{E}[\ln \gamma_\tau(X_i)] &= \frac{d}{d\tau} \mathbb{E} \left[\frac{1}{\gamma_0(X_i)} \gamma_\tau(X_i) \right] \\ &= \int \frac{1}{\gamma_0(x)} (y - \gamma_0(x)) H(dw), \end{aligned}$$

hence, an orthogonal moment for $\mathbb{E}[\ln \gamma_0(X_i)]$ is:

$$\psi(w, \gamma_0, \alpha_0, \theta, 1) = \ln \gamma_0(x) + \alpha_0(x)(y - \gamma_0(x)) - \theta, \quad \alpha_0(x) = \frac{1}{\gamma_0(x)},$$

A debiased estimator of $\mathbb{E}[\ln \gamma_0(X_i)]$ is then given by:

$$\hat{\theta}_1(1) = \frac{1}{n} \sum_{l=1}^L \sum_{i \in C_l} (\ln \hat{\gamma}_l(X_i) + \hat{\alpha}_l(X_i)(Y_i - \hat{\gamma}_l(X_i))), \quad \hat{\alpha}_l(X_i) = \frac{1}{\hat{\gamma}_l(X_i)}.$$

Then, we can construct the debiased Atkinson index for $\varepsilon = 1$ as $\hat{\theta}(1) = 1 - \frac{\exp(\hat{\theta}_1(1))}{\hat{\theta}_2}$. Under regularity conditions and assumptions in the main text, by Delta Method:

$$\sqrt{n}(\hat{\theta}(1) - \theta_0(1)) \rightarrow_d N \left(0, \frac{\exp(2\theta_{01})}{\theta_{02}^2} \Sigma_{11} + \frac{\exp(2\theta_{01})}{\theta_{02}^4} \Sigma_{22} - 2 \frac{\exp(2\theta_{01})}{\theta_{02}^3} \Sigma_{12} \right),$$

where the variance terms are as before but with $\varepsilon = 1$. The case of infinite inequality aversion $\varepsilon = \infty$ is hard to deal with even when applied to observed outcomes. In the case of estimated objects, the problem becomes harder due to the lack of differentiability of the inf functional. An important application is to the measurement of welfare based on Constant Relative Risk Aversion (CRRA) utility functions which is a cornerstone of welfare economics.

O.2 Generalized Entropy

The generalized entropy index, parametrized by a scalar β , is defined as follows:

$$GE(\alpha) = \begin{cases} \frac{1}{\beta(1-\beta)} \left(\frac{\mathbb{E}[Y_i^\beta]}{\mathbb{E}[Y_i]^\beta} - 1 \right) & \text{if } \beta \neq 0, 1 \\ \ln \mathbb{E}[Y_i] - \mathbb{E}[\ln Y_i] & \text{if } \beta = 0, \\ \frac{\mathbb{E}[Y_i \ln(Y_i)] - \ln \mathbb{E}[Y_i]}{\mathbb{E}[Y_i]} & \text{if } \beta = 1. \end{cases}$$

$\beta = 0$ and $\beta = 1$ are known as the Mean Logarithmic Deviation and the Theil index respectively. $\beta = 2$ is half the squared coefficient of variation. Let $\theta_0(\beta)$ be the generalized entropy index applied to our first-step estimands $\gamma_0(X_i)$. For $\beta \neq 0, 1$, we need locally robust moments for $\theta_{01}(\beta) = \mathbb{E}[\gamma_0(X_i)^\beta]$ and $\theta_{02} = \mathbb{E}[\gamma_0(X_i)]$. Employing the same arguments as in the Atkinson case, we get a locally robust moment for $\theta_{01}(\beta)$ as:

$$\psi(w, \gamma_0, \alpha_0, \theta, \beta) = \gamma_0(x)^\beta + \alpha_0(x, \beta)(y - \gamma_0(x)) - \theta, \quad \alpha_0(x, \beta) = \beta \gamma_0(x)^{\beta-1}.$$

An estimator robust to first-stage bias is given by:

$$\hat{\theta}_1(\beta) = \frac{1}{n} \sum_{l=1}^L \sum_{i \in C_l} (\hat{\gamma}_l(X_i)^\beta + \hat{\alpha}_l(X_i, \beta)(Y_i - \hat{\gamma}_l(X_i))), \quad \hat{\alpha}_l(X_i, \beta) = \beta \hat{\gamma}_l(X_i)^{\beta-1}.$$

Then, we can construct the debiased generalized entropy index as:

$$\hat{\theta}(\beta) = \frac{1}{\beta(1-\beta)} \left(\frac{\hat{\theta}_1(\beta)}{\hat{\theta}_2^\beta} - 1 \right), \quad \hat{\theta}_2 = \frac{1}{n} \sum_{i=1}^n Y_i.$$

Under regularity conditions and similar assumptions as in the main text, by Delta Method:

$$\sqrt{n}(\hat{\theta}(\beta) - \theta_0(\beta)) \rightarrow_d N \left(0, \frac{1}{\beta^2(1-\beta)^2 \theta_{02}^{2\beta}} \Sigma_{11} + \frac{\theta_{01}^2}{(1-\beta)^2 \theta_{02}^{2\beta+2}} \Sigma_{22} - \frac{2\theta_{01}}{\beta(1-\beta)^2 \theta_{02}^{2\beta+1}} \Sigma_{12} \right),$$

where $\Sigma_{11} = \mathbb{E}[\psi(W_i, \gamma_0, \alpha_0, \theta_{01}, \beta)^2]$, $\Sigma_{22} = \mathbb{E}[(Y_i - \theta_{02})^2]$, $\Sigma_{12} = \mathbb{E}[\psi(W_i, \gamma_0, \alpha_0, \theta_{01}, \beta)(Y_i - \theta_{02})]$.

For the case of $\beta = 0$, we need to construct a locally robust estimator of $\theta_{01}(0) = \mathbb{E}[\ln \gamma_0(X_i)]$.

Again, using the arguments in [Newey \(1994\)](#) and the chain rule, we can write:

$$\frac{d}{d\tau} \mathbb{E}[\ln \gamma_\tau(X_i)] = \frac{d}{d\tau} \mathbb{E} \left[\frac{1}{\gamma_0(X_i)} \gamma_\tau(X_i) \right] = \int \frac{1}{\gamma_0(x)} (y - \gamma_0(x)) H(dw),$$

hence, an orthogonal moment for $\mathbb{E}[\ln \gamma_0(X_i)]$ is:

$$\psi(w, \gamma_0, \alpha_0, \theta, 0) = \ln \gamma_0(x) + \alpha_0(x)(y - \gamma_0(x)) - \theta, \quad \alpha_0(x) = \frac{1}{\gamma_0(x)}.$$

A debiased estimator of $\mathbb{E}[\ln \gamma_0(X_i)]$ is then given by:

$$\hat{\theta}_1(0) = \frac{1}{n} \sum_{l=1}^L \sum_{i \in C_l} (\ln \hat{\gamma}_l(X_i) + \hat{\alpha}_l(X_i)(Y_i - \hat{\gamma}_l(X_i))), \quad \hat{\alpha}_l(X_i) = \frac{1}{\hat{\gamma}_l(X_i)}.$$

A debiased generalized entropy index for $\beta = 0$ is $\hat{\theta}(0) = \ln \hat{\theta}_2 - \hat{\theta}_1(0)$. Under regularity conditions and similar assumptions as in the main text, by Delta Method:

$$\sqrt{n}(\hat{\theta}(0) - \theta_0(0)) \rightarrow_d N \left(0, \frac{\Sigma_{11}}{\theta_{01}^2} + \Sigma_{22} - 2 \frac{\Sigma_{12}}{\theta_{01}} \right),$$

where the variance terms are as before but with $\beta = 0$. Finally, for the case of $\beta = 1$, we need to construct a locally robust estimator of $\theta_{01}(1) = \mathbb{E}[\gamma_0(X_i) \ln \gamma_0(X_i)]$. Again, using the arguments in [Newey \(1994\)](#) and the chain rule, we can write:

$$\begin{aligned} \frac{d}{d\tau} \mathbb{E}[\gamma_\tau(X_i) \ln \gamma_\tau(X_i)] &= \frac{d}{d\tau} \mathbb{E}[\gamma_\tau(X_i) \ln \gamma_\tau(X_i)] + \frac{d}{d\tau} \mathbb{E}[\ln \gamma_0(X_i) \gamma_\tau(X_i)] \\ &= \frac{d}{d\tau} \mathbb{E}[\gamma_\tau(X_i)] + \frac{d}{d\tau} \mathbb{E}[\ln \gamma_0(X_i) \gamma_\tau(X_i)] \\ &= \int (1 + \ln \gamma_0(X_i))(y - \gamma_0(x)) H(dw). \end{aligned}$$

Hence, an orthogonal moment for $\mathbb{E}[\gamma_0(X_i) \ln \gamma_0(X_i)]$ is:

$$\psi(w, \gamma_0, \alpha_0, \theta, 1) = \gamma_0(x) \ln \gamma_0(x) + \alpha_0(x)(y - \gamma_0(x)) - \theta, \quad \alpha_0(x) = 1 + \ln \gamma_0(x).$$

A debiased estimator of $\mathbb{E}[\gamma_0(X_i) \ln \gamma_0(X_i)]$ is then given by:

$$\hat{\theta}_1(1) = \frac{1}{n} \sum_{l=1}^L \sum_{i \in C_l} (\hat{\gamma}_l(X_i) \ln \hat{\gamma}_l(X_i) + \hat{\alpha}_l(X_i)(Y_i - \hat{\gamma}_l(X_i))), \quad \hat{\alpha}_l(X_i) = 1 + \ln \hat{\gamma}_l(X_i).$$

Hence, a debiased generalized entropy index estimator for $\beta = 1$ is $\hat{\theta}(1) = \frac{\hat{\theta}_1(1) - \ln \hat{\theta}_2}{\hat{\theta}_2}$. Under regularity conditions and assumptions in the main text, by the Delta Method:

$$\sqrt{n}(\hat{\theta}(1) - \theta_0(1)) \rightarrow_d N \left(0, \frac{1}{\theta_{02}^2} \Sigma_{11} + \frac{(\ln \theta_{02} - \theta_{01} - 1)^2}{\theta_{02}^4} \Sigma_{22} + \frac{2(\ln \theta_{02} - \theta_{01} - 1)}{\theta_{02}^3} \Sigma_{12} \right),$$

where the variance terms are as before but with $\beta = 1$.

References

- AHN, H. AND J. L. POWELL (1993): “Semiparametric estimation of censored selection models with a nonparametric selection mechanism,” *Journal of Econometrics*, 58, 3–29.
- ATKINSON, A. B. ET AL. (1970): “On the measurement of inequality,” *Journal of economic theory*, 2, 244–263.
- HANSEN, B. E. (2008): “Uniform convergence rates for kernel estimation with dependent data,” *Econometric Theory*, 24, 726–748.
- MAO, L. (2018): “On causal estimation using U-statistics,” *Biometrika*, 105, 215–220.
- NEWKEY, W. K. (1994): “The asymptotic variance of semiparametric estimators,” *Econometrica: Journal of the Econometric Society*, 1349–1382.
- SHORROCKS, A. F. (1980): “The class of additively decomposable inequality measures,” *Econometrica: Journal of the Econometric Society*, 613–625.
- TERSCHUUR, J. (2023): “Locally Robust Policy Learning: Inequality, Inequality of Opportunity and Intergenerational mobility,” *Working Paper*.
- THEIL, H. (1967): *Economics and information theory*, Amsterdam: Nort-Holland,.
- YIN, A., A. YUAN, AND M. T. TAN (2024): “Highly robust causal semiparametric U-statistic with applications in biomedical studies,” *The international journal of biostatistics*, 20, 69–91.