

---

# Fault-Aware Neural Code Rankers

---

Jeevana Priya Inala

Chenglong Wang

Mei Yang

Andres Codas

Mark Encarnación

Shuvendu K Lahiri

Madanlal Musuvathi

Jianfeng Gao

Microsoft Research

{jinala, chenwang, meiyang, andres.codas, markenc,  
shuvendu, madanm, jfgao}@microsoft.com

## Abstract

Large language models (LLMs) have demonstrated an impressive ability to generate code for various programming tasks. In many instances, LLMs can generate a correct program for a task when given numerous trials. Consequently, a recent trend is to do large scale sampling of programs using a model and then filtering/ranking the programs based on the program execution on a small number of known unit tests to select one candidate solution. However, these approaches assume that the unit tests are given and assume the ability to safely execute the generated programs (which can do arbitrary dangerous operations such as file manipulations). Both of the above assumptions are impractical in real-world software development. In this paper, we propose CODERANKER, a neural ranker that can predict the correctness of a sampled program without executing it. Our CODERANKER is fault-aware i.e., it is trained to predict different kinds of execution information such as predicting the exact compile/runtime error type (e.g., an `IndexError` or a `TypeError`). We show that CODERANKER can significantly increase the pass@1 accuracy of various code generation models (including Codex [11], GPT-Neo, GPT-J) on APPS [25], HumanEval [11] and MBPP [3] datasets.

## 1 Introduction

Large transformer-based language models (LLMs) have impressive capabilities [19, 7, 16], including the ability to generate code [11, 3, 28, 39, 33]. The task here is to take a natural language description or previous code context as the input and generate an entire program in a general-purpose programming language such as Python or C++. Generating entire programs is a challenging task as it involves understanding the task, figuring out how to accomplish it, and writing code without any syntax/runtime errors. On harder programming problems such as coding competition problems, current models achieve very low accuracy especially if the inference-time sampling budget is low. For example, on the APPS dataset [25], a state-of-the-art code generation model, Codex [11], achieves 4% accuracy if it is allowed to sample only one program per task (called pass@1), but achieves 24% accuracy if it is allowed 100 samples per task (called pass@100—at least one correct program in 100 samples) (see Table 7). This observation leads us to an important research problem on exploring approaches to rank the sampled programs to bridge the gap between the pass@1 and pass@100 performances.

Upon analyzing the sampled programs obtained using an LLM, we find that several of them have syntax errors and runtime errors, and some of them execute to produce undesirable outputs. Therefore, prior works [11, 28] focused on ranking the programs by executing them on a small set of unit tests (which are typically assumed to be given as part of the task description). However, there are several caveats to this approach: First, even if a program passes the given tests, it could still fail on the unknown unit tests. Second, there is a burden on the user to provide unit tests for every inference

Task	Reference code	Unit tests
Write a function name 'nextPerfectSquare' that returns the first perfect square that is greater than its integer argument. Example: next_perfect_square(6) == 9 def next_perfect_square(n): Use Call-Based format	<pre>def next_perfect_square(n):     return n&gt;=0 and            (int(n**0.5)+1)**2</pre>	Inputs: 6 36 0 -5  Outputs: 9 49 1 0

**Figure 1:** An example code generation task from the APPS dataset (train/3447).

task. Third, to execute the code, all the dependencies has to be installed properly. This is especially problematic in scenarios where a user wants to get code suggestions in a project with multiple files and dependencies (such as using CoPilot in a VS Code environment [1]). Even if these dependencies are satisfied, many realistic programming scenarios involve incomplete code under active development where execution is just infeasible. Finally, the code generated by a LLM could potentially have security risks (such as deleting files on the disk) and hence, executing such a code needs heavy-weight isolation mechanisms such as a sandbox environment.

To alleviate the above issues with relying on executing code, some of the recent works [18, 36] proposed to use a neural-network based ranker<sup>1</sup> for ranking programs sampled from a LLM. A ranker model is essentially a classifier that takes as input a task description and a sampled program and predicts the probability that the program is correct with respect to the task description. When given multiple programs (obtained by sampling), a ranker re-orders them in the decreasing order of the predicted probability of the program being correct. The ranker is essentially trying to emulate executing a program on some unit tests without actually executing the code during inference. The training data is obtained by executing both correct and wrong programs sampled from the code generation model itself. Thus, we only need unit tests and the execution ability during the dataset creation step instead of during inference as in prior approaches.

While previous approaches target math problems to make the learning problem tractable, in this paper, we design CODERANKER for more complex general programming tasks in Python. A sampled Python program can fail in many different ways. For example, a program when executed on a unit test can result in a compile/runtime error and can produce a wide variety of outputs such as integers, strings, lists and dictionaries that can produce a type mismatch. In contrast in the math domain, there is less scope for compile/runtime errors and the output is usually just a number.

Our CODERANKER approach is based on the idea that *a neural ranker trained to distinguish between the various failure modes can have a better understanding of the program and the task, and hence can do better at ranking programs*. Thus, we design *fault-aware* CODERANKER and we investigate its impact on the ranking performance. Each fault-aware ranker is a classifier trained to predict one/two multi-class labels that are extracted from the rich information obtained by executing the programs.

We used the APPS dataset to finetune/train the code generation and the CODERANKER models. On this dataset, we showed that CODERANKER improved the pass@1 performance of Codex (used in a few-shot manner) from 26% to 39.6% on the validation set and from 3.8% to 4.5% on the test set. We additionally found our rankers are transferable to a different dataset without any additional training. On the HumanEval dataset, we improved Codex’s pass@1 from 26% to 32% and on the MBPP dataset, we improved from 36% to 42%. We found similar performance boosts with other code generation models such as GPT-J and GPT-Neo. Compared with a naïve binary classifier-based ranker, our fault aware CODERANKER achieves better ranking performance. Finally, we investigated the effect of mixing ranker datasets from multiple code generation models which gives us an extra boost in the performance.

## 2 Preliminaries

### 2.1 Code generation

**Task:** A code generation task  $G$  is a prompt, represented as a sequence of tokens, that specifies the task at hand.  $G$  is usually a combination of natural language, input-output examples, and starter

<sup>1</sup>called a verifier in the previous work

Model	# parameters	mode	pretrain dataset	finetune dataset
Codex (Davinci)	Unknown	One-shot	GitHub + Common Crawl, Wiki, etc.	N/A
GPT-J	6B	Fine-tuned	Pile dataset	APPS train dataset
GPT-neo 1.3B	1.3B	Fine-tuned	Pile dataset	APPS train dataset
GPT-neo 125M	125M	Fine-tuned	Pile dataset	APPS train dataset

**Table 1:** Code-generation models, their sizes, the mode of usage (fine-tuned or few-shot), and the datasets used for pretraining and finetuning.

code. A solution  $S$  to a code generation task is a sequence of tokens that together form a program to solve the given task. Existing datasets additionally contain a set of input-output pairs that are used to test the correctness of a generated program. Figure 1 gives an example code generation task, the corresponding reference solution, and the unit tests taken from the APPS dataset [25].

**Models:** There are several existing pre-trained LLMs in the literature that are suitable to generating code either in a few-shot manner or after finetuning. A code generation model  $F$  provides a way for us to sample programs for a given task  $G$  as  $S_i \sim P_F(S | G)$  where  $P_F$  denotes the probability distribution induced by the code generation model  $F$ .

In this paper, we study four different code generation models—(i) Codex, (ii) GPT-J (6B), (iii) GPT-Neo 1.3B and (iv) GPT-Neo 125M (Table 1). Codex is the largest state-of-the-art code generation model that is publicly available for querying through an API and has shown impressive performance in code generation [11]. It is built on top of a GPT-3 language model architecture and is trained on 180 GB of GitHub data. GPT-Neo and GPT-J are open-sourced models with the number of parameters ranging from 125M to 6B. These models are pre-trained on the Pile dataset (800 GB of natural language corpus with 8% of GitHub data). Since, these models are open-sourced, it is possible to finetune these models on a downstream dataset such as the APPS dataset. In addition to the above models, there are other code-generation models such as AlphaCode [28] and Google’s model [3]. While our approach is applicable to any of these models, in this study, we validate the effectiveness of CODERANKER on a set of state-of-the-art code generation models that are publicly available, for reproducibility.

**Metrics:** Code generation models are evaluated based on functional correctness rather than exact/fuzzy match to a reference program. This is because match-based metrics are unable to account for the large and complex space of programs functionally equivalent to a reference program. Functional correctness is estimated by checking whether a sampled program passes a set of unit tests. Prior approaches evaluate functional correctness using the pass@k metric; given  $k$  generated program samples per task, a task is considered solved if any of the samples passes the unit tests. The pass@k metric measures the total fraction of tasks solved. Additionally, we define the exec@k metric which computes the fraction of the tasks for which there exists at least one program in the  $k$  samples that executes without any compile/runtime errors, i.e., produces a non error value for each of the test inputs, but may or may not match the desired output.

## 2.2 Code ranking

Given  $n$  sampled programs using a code generation model,  $S_1, \dots, S_n \sim P_F(S | G)$ , the goal of CODERANKER is to find an ordering of the programs  $S_{o_1}, \dots, S_{o_n}$  such that to compute the *ranked pass@k* for  $k \leq n$ , a problem is considered solved if any program in the set  $\{S_{o_1}, \dots, S_{o_k}\}$  passes the unit tests. A CODERANKER model  $R$  takes as input a code generation task  $G$  and a sampled program  $S_i$  and outputs a score  $s_i$ . The ranked ordering of the sampled programs is given by  $S_{o_1}, \dots, S_{o_n}$  such that  $s_{o_1} > s_{o_2} > \dots > s_{o_n}$ .

## 3 Fault-Aware Neural Code Ranker

A CODERANKER model is a classifier that is trained to classify a pair  $\langle G, S_i \rangle$  as CORRECT or not, where CORRECT means that  $S_i$  satisfies the task  $G$  with respect to its unit tests. The score  $s_i$  is computed as  $s_i = P_R(\text{CORRECT} | G, S_i)$  where  $P_R$  is the probability according to the ranker model  $R$ . This probability is extracted using the real values from the last layer before the SoftMax layer.

Code generation model used for generating the dataset	Training data			Validation data			Test data		
	C	W		C	W		C	W	
		I	E		I	E		I	E
Codex	70K	180K	140K	16K	26K	18K	19K	280K	200K
GPT-J	20K	210K	150K	3K	32K	23K	2.4K	210K	260K
GPT-Neo 1.3B	10K	170K	200K	1.5K	28K	27K	0.7K	170K	310K
GPT-Neo 125M	10K	150K	220K	0.8K	23K	34K	0.2K	140K	340K

**Table 2:** Ranker dataset distribution for the datasets generated using the 4 different code generation models on the APPS tasks. C: # CORRECT programs, W: # WRONG programs, I: # intent errors, and E: # execution errors.

Generated Program	Full error message	Labels
<pre>def number_property(n):     if n % 2 == 1: return True     return random.choice(n) % 1 == 0</pre>	<pre>TypeError("object of type 'int' has no len()") at Line 2</pre>	B: wrong T: execution error I: - E: TypeError L: Line 2
<pre>def gematria(string):     return ''.join(sorted(string.lower(),         key=lambda item: item.lower(),         reverse=True)).lower()</pre>	<pre>Expected output is 775, but generated output is 'vole'</pre>	B: wrong T: intent error I: OutputTypeError E: - L: -1

**Table 3:** Examples from the fault-aware ranker dataset showcasing the generated program, the full error message obtained by executing the program, and the fine-grained labels extracted from this error message. Each entry contains a binary label (B) that classifies the entry as CORRECT or WRONG, a ternary label (T) that distinguishes between CORRECT, intent error, and execution error, an intent error label (I) that specifies the type of the intent error (or -), an execution error label (E) that specifies the type of the execution error (or -), and a line number (L) that corresponds to the erroneous line in the code (or -1 if there is no execution error).

### 3.1 Code Ranker Dataset

To train a CODERANKER model, we need a dataset that has both CORRECT and WRONG (i.e., not correct) programs. To collect these programs, we use the code-generation models to sample  $n = 100$  programs for each task in the training dataset. We then execute the sampled programs on their corresponding unit tests to generate the classification labels. Following the observations from [18], one has to be careful to not over-train the base code generation models to ensure diversity in the sampled programs. Hence, we only finetune the base code generation models for a maximum of 2 epochs and chose a checkpoint that results in the lowest validation loss (this does not apply to the Codex model, which is used in a few-shot manner). Table 2 shows the distribution of the ranker’s datasets obtained by using the 4 different code generation models for the tasks in the APPS dataset<sup>2</sup>. As one can expect, the ranker dataset is highly imbalanced with about 5X to 40X more WRONG data points than CORRECT data points and this ratio is higher for smaller models such GPT-Neo models.

**Fault-aware ranker dataset:** A straightforward ranker is one that is trained to predict a binary label CORRECT or WRONG. However, a program fails for various reasons and knowing why a program might fail is crucial to predicting whether a program is CORRECT or not. Therefore, we designed a fault-aware ranker dataset. When we execute a program on a set of unit tests, the compiler message is more than just a single bit of information. In fact, when the unit test fails, we know if it failed because of a compile/runtime error (which we call an *execution error*) or because the program produced a wrong output for a particular input (which we call an *intent error*). Table 2 also shows the distribution of intent errors and execution errors in the ranker datasets. An interesting observation is that the percentage of execution errors decreases for larger code generation models.

It is possible to further break down the WRONG datapoints. Within the execution error class, the compiler message tells us exactly the type of the execution error (such as an IndexError or a TypeError or a TimeoutError) and the line in the program that caused this error. By parsing the error message from the Python compiler, we derived 10 most frequent classes of execution errors as shown in Table 4 and Figure 2. Similarly, for the intent error class, we know how the generated output differs from the expected output (such as wrong type or wrong length of the array output). We manually

<sup>2</sup>We used a subset of 600 problems as the validation set, chosen randomly from a subset of the original training problems for which the best model, Codex, produces at least one correct program in its 100 samples.

Class	Description
NameError	Undefined variables
ValueError	Operation/function received an argument of inappropriate value
EOFError	Raised because of extra input() functions
TypeError	An operation or function is applied to an object of inappropriate type
IndexError	Array index out of bounds
KeyError	Key in a dictionary is not found
TimeoutException	Code is inefficient or doesn't terminate
SyntaxError	Parser encountered an error
Function not found	The function expected by the unit tests is not found
Misc	Other execution errors

**Table 4:** Different classes of execution errors. See <https://docs.python.org/3/library/exceptions.html> for more details.

(a) NameError

```
def bird_code(arr):
    if 'hyphen' in arr:
        return [arr[i][0] + ...
# name 'i' is not defined in line 2
```

(b) KeyError

```
def league_standings(teams):
    return {i+1: teams[-i-1] for
            i in range(len(teams))}
# KeyError(-1) at Line 1
```

(c) TimeoutException

```
def fibonacci(n):
    return n if n in [0, 1] else
        fibonacci(n - 1) +
        fibonacci(n - 2)
# inefficient implementation
```

**Figure 2:** Examples of execution errors.

designed 9 most frequent classes of intent errors by looking at various expected and generated outputs from the training examples (see Table 5 and Figure 3). These fine-grained execution-based labels constitute our fault-aware dataset. Table 3 shows a few data entries with all the labels. Figure 6 in the Appendix shows the distribution of the various classes of execution errors and intent errors for the ranker dataset obtained using the Codex model.

### 3.2 Code Ranker Tasks

We now describe the different classification tasks derived from the above dataset. For each classification task, the input is a pair of code generation task specification  $G$  and a generated program  $S_i$  and the output is one or multiple labels where each label belongs to pre-determined set of classes. We describe the different labels/classes of the various tasks below. These tasks are designed to explore the trade-offs between having abstract classes of failures versus having fine-grained classes of failures.

**Binary (B):** The output is a single binary label with two classes {CORRECT, WRONG}.

**Ternary (T):** The ternary task splits the WRONG class into intent error and execution error classes: this forms a three-class classification task with output labels {CORRECT, intent error, execution error}

**Intent Error aware (I):** The intent error aware task splits the intent error class in the ternary task into its 9 different sub-classes, thus has a total of 11 classes for the output label.

**Execution Error aware (E):** The execution error aware task is similar to the intent error aware task but instead of splitting the intent error class, we now split the execution error class into its 10 different sub-classes, thus has a total of 12 classes for the output label.

**Execution Error + Error Line aware (E+L):** This is a multi-class and multi-label classification task which combines two classification tasks. The first one is the execution error aware task described above. The second task is to predict the line of the code that corresponds to an execution error. The labels for the error line number also includes  $-1$  to represent there is no execution error.

### 3.3 Code Ranker Models

We implemented our fault aware CODERANKER models by finetuning the pretrained CodeBERT [21] model.

**CodeBERT:** It is a state-of-the-art pretrained BERT-style code-understanding model trained on the CodeSearchNet dataset [26] using a combination of masked language modeling and replaced token detection objectives [17]. It takes as input a concatenation of two segments with a special separator token, namely [CLS],  $w_1, w_2, \dots, w_n$ , [SEP],  $c_1, c_2, \dots, c_m$ , [EOS]. Usually, one segment is a natural language text, and another is a code. [CLS] is a special token, whose final hidden representation can be treated as the aggregated sequence representation for classification or ranking downstream tasks.

**Adding a classification head:** We add a classification head on top of a base CodeBERT model by connecting a linear layer and a softmax layer to the hidden representation of the [CLS] special token. Let  $C \in \mathbb{R}^H$  be the final hidden vector corresponding to the [CLS] token and let  $W \in \mathbb{R}^{K \times H}$  be the

Class	Description
NoneError	Generated output is None while expected is not
EmptyError	Generated output is an empty array while expected is not
OutputTypeError	Different types of outputs
LengthError	Arrays/Dicts/Sets of different lengths
IntSmallError	Integer outputs that are different from the expected ones with $\delta \leq 10$
IntLargeError	Integer outputs that are different from the expected ones with $\delta > 10$
StringSmallError	String outputs whose length is different from the expected ones with $\delta \leq 3$
StringLargeError	String outputs whose length is different from the expected ones with $\delta > 3$
Misc	Other intent error

**Table 5:** Intent error classes.

(a) NoneError

```
def consecutive_sum(num):
    sum = 0
    n = len(str(num))
    for i in range(n-1):
        if num % i == 0 and sum > 0:
            return sum
# return statement never gets triggered
```

(b) LengthError

```
def diamonds_and_toads(sentence,fairy):
    return dict(zip('RubyCrystal',
                    (0, 2, 1, 2, 0)))
# Got {'R': 0, 'u': 2, 'b': 1, 'y': 2},
# expected {'ruby': 3, 'crystal': 2}
```

(c) StringSmallError

```
def smash(words):
    return ''.join(word for word in words)
# Got 'helloworld',
# expected 'hello world'
```

**Figure 3:** Examples of intent errors.

Code gen. model	pass@100	pass@1	ranked pass@1	pass@5	ranked pass@5	exec@1	ranked exec@1
Codex	100	26	39.6	56.4	63.5	69.7	87.0
GPT-J	48.8	5.1	11.0	15.6	21.7	60.4	82.9
GPT-Neo 1.3B	34.6	2.6	8.0	9.1	15.1	52.1	85.6
GPT-Neo 125M	23.6	1.4	6.5	5.2	11.4	41.1	58.9

**Table 6:** Results on the APPS validation dataset about how our fault-aware rankers can improve the pass@1, pass@5, and exec@1 performance for various code generation models. We use the best ranker model for each code generation model for this result. Pass@100 for the Codex model on this validation set is 100% by design.

weights of the newly added classification layer where  $K$  is the number of classes in the classification task. The logits for the classification output are computed as  $\text{softmax}(CW^T)$  and we use a standard cross-entropy loss for finetuning all the weights.

**Adding a line prediction head:** To predict the line corresponding to an execution error, we introduce an error line vector  $S \in \mathbb{R}^H$  during fine-tuning. The probability of a newline (“\n”) token  $i$  being the erroneous line is computed as a dot product between  $T_i$  and  $S$  followed by a softmax over all of the newline tokens in the code, i.e.,  $P_i = \frac{e^{ST_i}}{\sum_j e^{ST_j}}$  where  $T_i$  is the final hidden vector corresponding to the  $i$ th newline token. We include a newline token at the beginning and the end of the input to indicate the case where there is no erroneous line in the code (i.e., code does not result in an execution error) and to indicate the case where the erroneous line is beyond what is encoded in the input (this occurs if the task+code context cannot fit within the 512 token limit of CodeBERT), respectively.

## 4 Evaluation

We next evaluate our CODERANKER approach. We investigate (1) how fault-aware CODERANKERS can improve various code generation models on various code datasets, (2) the impact of the different

Code gen. model	pass@100	pass@1	ranked pass@1	pass@5	ranked pass@5	exec@1	ranked exec@1
Codex	24.1	3.8	4.5	9.2	10.2	59.6	73.4
GPT-J	7.2	0.5	0.8	1.6	2.6	45.4	63.8
GPT-Neo 1.3B	3.0	0.14	0.3	0.53	1.1	35.2	73.7
GPT-Neo 125M	1.5	0.04	0.1	0.17	0.5	28.5	43.9

**Table 7:** Results on the APPS test dataset. We use the best checkpoints for the code generation models and the ranker models based on the results on the validation set.

ranker tasks, and (3) the effect of mixing ranker datasets generated by different code generation models.

## 4.1 Experiment Setup

**Code generation datasets:** We consider three existing code generation datasets for our evaluation: (1) APPS [25]: a collection of 5000 training and 5000 test tasks collected from coding competitions and interview problems, (2) HumanEval [11]: a set of 164 test tasks, and (3) MBPP [3]: a set of 974 mostly basic python programming tasks with 474 training problems and 500 test problems.

In our experiments, we only use the APPS dataset for finetuning the code generation models and the CODERANKER models (since it is the largest dataset). But we evaluate these models on all three sets of test tasks. The APPS dataset does not come with a validation dataset, so we used a set of 600 tasks from the original training dataset for validation; these are, then, excluded from the training dataset. Since we are interested in explicitly evaluating the ability of a ranker to distinguish CORRECT code from WRONG code, we chose our validation set to only include problems for which a Codex model<sup>3</sup> (in a few-shot manner) can generate at least one correct program in its 100 samples. To facilitate the transfer of GPT-J and GPT-Neo finetuned models on the HumanEval and the MBPP datasets, we perform a minor programmatic transformation of the task descriptions to match the APPS style.

**Metrics:** We use the pass@1, pass@5, exec@1, ranked pass@1, ranked pass@5, and ranked exec@1 metrics (higher values are better). See Section 2 for their definitions. We also show the pass@100 metric to illustrate the maximum possible value for the pass@k and ranked pass@k metrics. These metrics are measured using an unbiased estimator from 100 samples as proposed by [11].

**Training setup and hyper-parameters:** We finetuned GPT-J and GPT-Neo code generation models on the APPS training dataset for 2 epochs with a batch size of 256 and a learning rate of 1e-5, and chose the checkpoint that has the lowest validation loss. For inference, we used temperature sampling with  $T = 0.8$  for Codex model and  $T = 0.9$  for the GPT-J and GPT-Neo models unless specified otherwise. We chose these temperatures to maximize diversity in the 100 samples, but we also conduct an ablation with lower temperatures in Table 11. For each program, we sample 512 new tokens and truncate the generated program by a special stop sequence that we used in the few-shot/finetuning prompts.

We finetuned the CODERANKER models for 30 epochs with a batch size of 512 and a learning rate of 1e-4, and chose the checkpoint that results in the best ranked pass@1 metric on the validation dataset. We used class weights to balance the different classes while training the rankers. All experiments are conducted on V100-32GB GPUs.

**Notation:** We use the notation  $R_{D_x}^Y$  to denote a CODERANKER model trained on a dataset obtained using the code generation model  $X$  from Table 2 and on one of the five ranker tasks  $Y$  from Section 3.2.

## 4.2 Main Results: CODERANKER improves code generation models

**APPS validation dataset:** First, we analyze the results on the APPS validation dataset of 600 tasks. Table 6 shows the performance on various metrics for the 4 different code generation models. These results use the best CODERANKER model for each code generation model which is shown in Table 10. From Table 6, we find that CODERANKERS improve all the metrics for all the code generation models despite their different sizes. The pass@1 performance increases by 5.1% to 13.6% with CODERANKER and the models can solve about 30 to 80 more tasks when it has to select only one program from the 100 samples. Another interesting observation is that a GPT Neo 125M model when combined with CODERANKER (another 125M model) beats a GPT-J model (with 50X more parameters). These results show the effectiveness of CODERANKER on improving the code generation models.

**APPS test dataset:** Our results on the APPS test dataset of 5000 tasks is shown in Table 7. The test problems are harder than the ones on the validation set, which we can see by the smaller pass@100

---

<sup>3</sup>We chose Codex for this filtering step because it is the best performing model out of the 4 models we considered.

Code gen. model	pass@100	pass@1	ranked pass@1	pass@5	ranked pass@5	exec@1	ranked exec@1
Codex	88.4	26.3	32.3	50.5	61.6	77.0	86.6
GPT-J	45.1	9.1	11.6	19.1	18.9	73.6	89.0
GPT-Neo 1.3B	19.5	3.2	6.1	7.7	8.5	66.3	87.8
GPT-Neo 125M	12.8	0.84	3.0	3.0	6.1	52.3	58.3

**Table 8:** Results on the HumanEval dataset showing the zero-shot transferability of the rankers trained on APPS.

Code gen. model	pass@100	pass@1	ranked pass@1	pass@5	ranked pass@5	exec@1	ranked exec@1
Codex	84.8	36.4	41.8	60.9	62.4	74.8	93.2
GPT-J	60.4	12.1	14.2	28.9	28.2	73.3	80.8
GPT-Neo 1.3B	40.0	3.6	5.0	11.9	16.2	58.3	75.2
GPT-Neo 125M	6.8	0.2	0.8	0.9	2.6	7.6	14.2

**Table 9:** Results on the MBPP dataset, showcasing another instance where our fault-aware rankers can be used in a zero-shot manner on a different dataset.

and pass@1 numbers. Hence, the improvement from CODERANKER is smaller in scale, but it is still a significant improvement; Codex’s pass@1 increases from 3.8% to 4.7% (35 additional problems).

**HumanEval and MBPP datasets:** We measure the transfer ability of CODERANKER on two different datasets—HumanEval (results in Table 8) and MBPP (results in Table 9). We can again see that CODERANKERS improve the performance of all code generation models on all metrics for both datasets (one exception is pass@5 for GPT-J on MBPP). Codex model’s pass@1 performance increases by 6% on both datasets. These results show the ability of CODERANKER to transfer out-of-distribution and also showcases that the errors made by the code generation models on different tasks are universal.

**Exec@1 vs pass@1:** In all the above results, the improvements in the exec@1 metric are higher than the improvements in the pass@1 metric; this shows that CODERANKER is better at identifying execution errors in code than intent errors, which is expected since executing code is shown to be an inherently hard task for language models [3, 34].

### 4.3 Ablations

**Effect of sampling temperature:** On the HumanEval and the MBPP datasets, we additionally experiment with different temperatures for sampling the 100 programs (see Table 11). As expected, we noticed that pass@100 decreases with lower temperatures, but pass@1 increases. We found that CODERANKER further increases the pass@1 performance for 3 out of the 4 setups and achieved 42.7% ranked pass@1 on the HumanEval dataset—the best known result so far on this dataset<sup>4</sup> [16]. On the MBPP dataset, under a low-temperature sampling setup, we found that CODERANKER slightly decreases the pass@1 performance—this we attribute to the small difference between the pass@1 and the pass@100 metrics, which makes it hard for a learned ranker to beat a random ranking scheme.

**Analyzing different ranker tasks:** Figure 4 shows 4 training curves; one for each code generation model,  $X$ , showcasing the validation ranked pass@1 curves for the model  $X$  when combined with the 5 different rankers  $R_{D_X}^*$ . Results in a tabular format can be found in the Appendix. From the curves, we can notice that for larger models such as Codex and GPT-J, the rankers trained on the ternary classification task  $R^T$  perform the best, and for smaller models such as GPT-Neo 1.3B and GPT-Neo 125M, the ranker trained on the intent-aware classification task  $R^I$  and the ranker trained on the execution-aware + error line classification task  $R^{E+L}$  perform the best, respectively. We can also notice that the binary rankers  $R^B$  perform significantly worse especially with smaller models. These results suggest that when training rankers on a dataset that has more WRONG code, harder classification tasks act as better regularizes. Figure 7 in the Appendix shows similar training curves for the ranked exec@1 metric; here, we can see that  $R^E$  and  $R^{E+L}$  always achieves best ranked exec@1 because they are trained to identify execution errors and  $R^B$  and  $R^I$  have the worst performance.

<sup>4</sup>this excludes approaches that use execution during inference

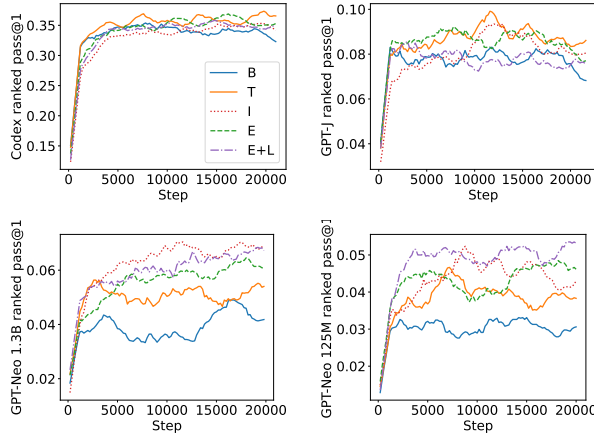


Code gen. Model	Best Ranker
Codex	$R_{D_{\text{Codex}}}^T$
GPT-J	$R_{D_{\text{GPT-J}}}^T$
GPT-Neo 1.3B	$R_{D_{\text{GPT-Neo 1.3B}}}^{E+L}$
GPT-Neo 125M	$R_{D_{\text{GPT-Neo 125M}}}^I$

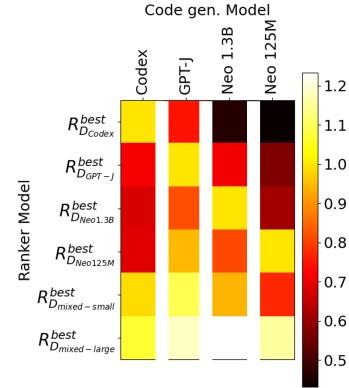
**Table 10:** Best CODERANKER model for each code generation model based on best ranked pass@1 on the validation dataset.

Setup	pass@100	pass@1	ranked pass@1
HumanEval, Temp=0.8	88.4	26.3	32.3
HumanEval, Temp=0.2	69.5	35.2	<b>42.7</b>
MBPP, Temp=0.8	84.8	36.4	41.8
MBPP, Temp=0.2	70.0	<b>47.2</b>	<u>46.8</u>

**Table 11:** Results with different sampling temperatures for the Codex model with rankers on HumanEval and MBPP.



**Figure 4:** Training curves (smoothed) measuring ranked pass@1 over training steps for various rankers on different code generation models.



**Figure 5:** Results showing how the ranked pass@1 changes with different ranker datasets.

**Analyzing different ranker datasets:** In this experiment, we measure the impact of using the rankers trained on data from one code generation model on another code generation model and the effect of mixing these ranker datasets. We have 4 different code generation models in this experiment and hence, 4 different ranker datasets. We analyze two different mixed datasets—(i) mixed-small that randomly samples 25% of the above ranker datasets and combines them, and (ii) mixed-large that combines all of the 4 ranker datasets into one; the former represents a dataset that is roughly the same size of the individual ranker datasets for a fair comparison, while the latter makes use of all the available data. Figure 5 shows the ranked pass@1 of all the 4x6 combinations in the form of a heat map. Each column has been normalized such that the values for the same model is 1 (i.e. the diagonal values are 1). From the figure, among the individual ranker datasets, we notice that the rankers trained with the data from the same code generation model are the best and that the rankers trained with data from code generation models with a large size difference are the worst. Finally, the rankers trained on mixed-small dataset perform slightly worse (except for GPT-J code gen. model) than using the same model dataset, but the rankers trained on mixed-large dataset have the overall best performance. These results suggest that while it is usually better to use the same model for generating the ranking dataset, we can potentially use smaller models (less expensive models) to augment the ranker dataset to further improve the performance.

Additional qualitative/quantitative analysis of the CODERANKER approach can be found in the Appendix.

## 5 Related works

**Code generation tasks/models:** There are several code generation models explored in the literature, ranging from decoder-only architectures [11, 3, 39, 6, 22] to encoder-decoder architectures [28, 33, 2, 38] of various sizes. Similarly, there are several task datasets from multiple domains, including math-word-problems [3, 18], Jupyter notebook cell generation [10], common programming tasks [3, 11, 35] and competition level programming problems [28, 25]. In this paper, we evaluate CODERANKER’s ability to improve the performance of four decoder-based code generation models

on three programming datasets. Our approach is agnostic to code generation model architectures as long as they generate outputs by sampling and our approach can be easily extended to different domains.

**Code understanding tasks/models:** Besides code generation tasks, there are several code understanding tasks including code search [4, 8, 23, 26], clone detection [37, 30], code summarization [26], code translation [13, 27, 32] and defect detection [9, 5, 15, 40, 5]. Encoder-only code understanding models [29, 21, 2, 38, 24] are developed for these tasks. Our CODERANKER task can be viewed as a new code understanding task, and our ranker model is finetuned from CodeBERT [21]. The defect detection datasets are closely related to ours; the main difference is that prior work focused on finding vulnerability in human-written code, while we focus on detecting errors in model-generated code.

**Filtering/ranking for code generation models:** Previous works such as [11, 28] use execution to prune code completions during inference. While [11] only uses unit tests provided as part of the task, [28] additionally uses a neural model to generate inputs for the unit tests and uses execution to filter out programs that produce the same outputs on those inputs. However, these work requires executing potentially vulnerable code for every inference task. Our approach bypasses execution at inference time with the neural ranker. Similar to our work, [18, 36] propose a neural-network based ranker/verifier for code generation models; the main difference is the domain (general purpose programming tasks in our case versus math problems in prior work) and we train our neural rankers to learn why/how a code fails rather than just predicting a binary label. Moreover, [18, 36] use generative models as their ranker base; in our work, we show benefits of rankers using a simple encoder-only model with only 125M parameters ( [18] uses models with atleast 3B parameters) (see Section A.2.3 in the Appendix to see our ablation on different ranker architectures).

**Using execution/static analysis in other contexts:** There has been other works on using execution to guide code generation by conditioning the generation on a representation of the program states [12, 20]. There are also attempts to replace the execution process with a neural model in these cases [14, 34]. Another relevant work is [31], which improves the code generation models by using static analysis to augment the model’s input and has shown to drastically reduce the number of execution errors made by the generated programs. This paper takes an alternate approach by using a neural ranker model to prune out wrong programs at inference time.

## 6 Conclusions and Future Directions

We presented CODERANKER that ranks programs generated by a code generation model without explicitly executing the programs. Our rankers are fault-aware i.e., trained to predict the fine-grained classes of failure modes and we showed the effectiveness of the fault-aware rankers in improving pass@k and exec@k metrics for various code generation models and tasks.

One of the main limitations is that the CODERANKER approach is not sound, i.e., a ranker can classify a correct program as wrong and vice-versa. Additionally, we incur extra inference time to get better performance, because we now have to generate  $n \gg k$  programs to filter  $k$  programs to show to the user. Our current approach also relies on sampling full programs from the code generation model before using CODERANKER. In the future, we want to investigate ranking/classifying partial programs, which can in-turn reduce the inference time by pruning out wrong programs early. Another future direction for our work is to investigate other ranker model architectures such as those that can better leverage the code structure and exploring other ranker tasks such as generating the full error message. Finally, it will be interesting to investigate the transferability of our CODERANKER approach to generic programming tasks (rather than just competition programming). A main challenge here, is the lack of a generic programming dataset which needs to be collected by scraping public sources such as GitHub. Our preliminary experiments on such a generic programming dataset show that existing code generation models usually produce more programs with execution errors rather than programs with intent errors. This observation combined with our results in this paper that show CODERANKER is usually better at identifying execution errors than intent errors, we are very optimistic that a fault aware CODERANKER approach would also improve the code generation for generic programming tasks.

**Acknowledgements:** We thank Todd Mytkowicz, Piali Choudhury, Rahee Gosh Peshwaria, Curtis von Veh, and Xiaodong Liu for helpful discussions on this work.

## References

- [1] Github copilot: Your ai pair programmer. <https://copilot.github.com/>, 2021.
- [2] Wasi Uddin Ahmad, Saikat Chakraborty, Baishakhi Ray, and Kai-Wei Chang. Unified pre-training for program understanding and generation. *arXiv preprint arXiv:2103.06333*, 2021.
- [3] Jacob Austin, Augustus Odena, Maxwell Nye, Maarten Bosma, Henryk Michalewski, David Dohan, Ellen Jiang, Carrie Cai, Michael Terry, Quoc Le, et al. Program synthesis with large language models. *arXiv preprint arXiv:2108.07732*, 2021.
- [4] Antonio Valerio Miceli Barone and Rico Sennrich. A parallel corpus of python functions and documentation strings for automated code documentation and code generation. *arXiv preprint arXiv:1707.02275*, 2017.
- [5] Zeki Bilgin, Mehmet Akif Ersoy, Elif Ustundag Soykan, Emrah Tomur, Pinar Çomak, and Leyli Karaçay. Vulnerability prediction from source code using machine learning. *IEEE Access*, 8:150672–150684, 2020.
- [6] Sid Black, Stella Biderman, Eric Hallahan, Quentin Anthony, Leo Gao, Laurence Golding, Horace He, Connor Leahy, Kyle McDonell, Jason Phang, et al. Gpt-neox-20b: An open-source autoregressive language model. *arXiv preprint arXiv:2204.06745*, 2022.
- [7] Tom Brown, Benjamin Mann, Nick Ryder, Melanie Subbiah, Jared D Kaplan, Prafulla Dhariwal, Arvind Neelakantan, Pranav Shyam, Girish Sastry, Amanda Askell, et al. Language models are few-shot learners. *Advances in neural information processing systems*, 33:1877–1901, 2020.
- [8] Jose Cambronero, Hongyu Li, Seohyun Kim, Koushik Sen, and Satish Chandra. When deep learning met code search. In *Proceedings of the 2019 27th ACM Joint Meeting on European Software Engineering Conference and Symposium on the Foundations of Software Engineering*, pages 964–974, 2019.
- [9] Saikat Chakraborty, Rahul Krishna, Yangruibo Ding, and Baishakhi Ray. Deep learning based vulnerability detection: Are we there yet. *IEEE Transactions on Software Engineering*, 2021.
- [10] Shubham Chandel, Colin B Clement, Guillermo Serrato, and Neel Sundaresan. Training and evaluating a jupyter notebook data science assistant. *arXiv preprint arXiv:2201.12901*, 2022.
- [11] Mark Chen, Jerry Tworek, Heewoo Jun, Qiming Yuan, Henrique Ponde de Oliveira Pinto, Jared Kaplan, Harri Edwards, Yuri Burda, Nicholas Joseph, Greg Brockman, et al. Evaluating large language models trained on code. *arXiv preprint arXiv:2107.03374*, 2021.
- [12] Xinyun Chen, Chang Liu, and Dawn Song. Execution-guided neural program synthesis. In *International Conference on Learning Representations*, 2018.
- [13] Xinyun Chen, Chang Liu, and Dawn Song. Tree-to-tree neural networks for program translation. *Advances in neural information processing systems*, 31, 2018.
- [14] Xinyun Chen, Dawn Song, and Yuandong Tian. Latent execution for neural program synthesis beyond domain-specific languages. *Advances in Neural Information Processing Systems*, 34, 2021.
- [15] Xiao Cheng, Haoyu Wang, Jiayi Hua, Guoai Xu, and Yulei Sui. Deepwukong: Statically detecting software vulnerabilities using deep graph neural network. *ACM Transactions on Software Engineering and Methodology (TOSEM)*, 30(3):1–33, 2021.
- [16] Aakanksha Chowdhery, Sharan Narang, Jacob Devlin, Maarten Bosma, Gaurav Mishra, Adam Roberts, Paul Barham, Hyung Won Chung, Charles Sutton, Sebastian Gehrmann, et al. Palm: Scaling language modeling with pathways. *arXiv preprint arXiv:2204.02311*, 2022.
- [17] Kevin Clark, Minh-Thang Luong, Quoc V Le, and Christopher D Manning. Electra: Pre-training text encoders as discriminators rather than generators. *arXiv preprint arXiv:2003.10555*, 2020.
- [18] Karl Cobbe, Vineet Kosaraju, Mohammad Bavarian, Jacob Hilton, Reiichiro Nakano, Christopher Hesse, and John Schulman. Training verifiers to solve math word problems. *arXiv preprint arXiv:2110.14168*, 2021.
- [19] Jacob Devlin, Ming-Wei Chang, Kenton Lee, and Kristina Toutanova. Bert: Pre-training of deep bidirectional transformers for language understanding. *arXiv preprint arXiv:1810.04805*, 2018.

- [20] Kevin Ellis, Maxwell Nye, Yewen Pu, Felix Sosa, Josh Tenenbaum, and Armando Solar-Lezama. Write, execute, assess: Program synthesis with a repl. *Advances in Neural Information Processing Systems*, 32, 2019.
- [21] Zhangyin Feng, Daya Guo, Duyu Tang, Nan Duan, Xiaocheng Feng, Ming Gong, Linjun Shou, Bing Qin, Ting Liu, Daxin Jiang, et al. Codebert: A pre-trained model for programming and natural languages. *arXiv preprint arXiv:2002.08155*, 2020.
- [22] Daniel Fried, Armen Aghajanyan, Jessy Lin, Sida Wang, Eric Wallace, Freda Shi, Ruiqi Zhong, Wen-tau Yih, Luke Zettlemoyer, and Mike Lewis. Incoder: A generative model for code infilling and synthesis. *arXiv preprint arXiv:2204.05999*, 2022.
- [23] Xiaodong Gu, Hongyu Zhang, and Sunghun Kim. Deep code search. In *2018 IEEE/ACM 40th International Conference on Software Engineering (ICSE)*, pages 933–944. IEEE, 2018.
- [24] Daya Guo, Shuo Ren, Shuai Lu, Zhangyin Feng, Duyu Tang, Shujie Liu, Long Zhou, Nan Duan, Alexey Svyatkovskiy, Shengyu Fu, et al. Graphcodebert: Pre-training code representations with data flow. *arXiv preprint arXiv:2009.08366*, 2020.
- [25] Dan Hendrycks, Steven Basart, Saurav Kadavath, Mantas Mazeika, Akul Arora, Ethan Guo, Collin Burns, Samir Puranik, Horace He, Dawn Song, et al. Measuring coding challenge competence with apps. *arXiv preprint arXiv:2105.09938*, 2021.
- [26] Hamel Husain, Ho-Hsiang Wu, Tiferet Gazit, Miltiadis Allamanis, and Marc Brockschmidt. Codesearchnet challenge: Evaluating the state of semantic code search. *arXiv preprint arXiv:1909.09436*, 2019.
- [27] Sumith Kulal, Panupong Pasupat, Kartik Chandra, Mina Lee, Oded Padon, Alex Aiken, and Percy S Liang. Spoc: Search-based pseudocode to code. *Advances in Neural Information Processing Systems*, 32, 2019.
- [28] Yujia Li, David Choi, Junyoung Chung, Nate Kushman, Julian Schrittwieser, Rémi Leblond, Tom Eccles, James Keeling, Felix Gimeno, Agustin Dal Lago, et al. Competition-level code generation with alphacode. *arXiv preprint arXiv:2203.07814*, 2022.
- [29] Yinhan Liu, Myle Ott, Naman Goyal, Jingfei Du, Mandar Joshi, Danqi Chen, Omer Levy, Mike Lewis, Luke Zettlemoyer, and Veselin Stoyanov. Roberta: A robustly optimized bert pretraining approach. *arXiv preprint arXiv:1907.11692*, 2019.
- [30] Lili Mou, Ge Li, Lu Zhang, Tao Wang, and Zhi Jin. Convolutional neural networks over tree structures for programming language processing. In *Thirtieth AAAI conference on artificial intelligence*, 2016.
- [31] Rohan Mukherjee, Yeming Wen, Dipak Chaudhari, Thomas Reps, Swarat Chaudhuri, and Christopher Jermaine. Neural program generation modulo static analysis. *Advances in Neural Information Processing Systems*, 34, 2021.
- [32] Anh Tuan Nguyen, Tung Thanh Nguyen, and Tien N Nguyen. Divide-and-conquer approach for multi-phase statistical migration for source code (t). In *2015 30th IEEE/ACM International Conference on Automated Software Engineering (ASE)*, pages 585–596. IEEE, 2015.
- [33] Erik Nijkamp, Bo Pang, Hiroaki Hayashi, Lifu Tu, Huan Wang, Yingbo Zhou, Silvio Savarese, and Caiming Xiong. A conversational paradigm for program synthesis. *arXiv preprint arXiv:2203.13474*, 2022.
- [34] Maxwell Nye, Anders Johan Andreassen, Guy Gur-Ari, Henryk Michalewski, Jacob Austin, David Bieber, David Dohan, Aitor Lewkowycz, Maarten Bosma, David Luan, et al. Show your work: Scratchpads for intermediate computation with language models. *arXiv preprint arXiv:2112.00114*, 2021.
- [35] Tal Schuster, Ashwin Kalyan, Oleksandr Polozov, and Adam Tauman Kalai. Programming puzzles. *arXiv preprint arXiv:2106.05784*, 2021.
- [36] Jianhao Shen, Yichun Yin, Lin Li, Lifeng Shang, Xin Jiang, Ming Zhang, and Qun Liu. Generate & rank: A multi-task framework for math word problems. *arXiv preprint arXiv:2109.03034*, 2021.
- [37] Jeffrey Svajlenko, Judith F Islam, Iman Keivanloo, Chanchal K Roy, and Mohammad Mamun Mia. Towards a big data curated benchmark of inter-project code clones. In *2014 IEEE International Conference on Software Maintenance and Evolution*, pages 476–480. IEEE, 2014.

- [38] Yue Wang, Weishi Wang, Shafiq Joty, and Steven CH Hoi. Codet5: Identifier-aware unified pre-trained encoder-decoder models for code understanding and generation. *arXiv preprint arXiv:2109.00859*, 2021.
- [39] Frank F Xu, Uri Alon, Graham Neubig, and Vincent J Hellendoorn. A systematic evaluation of large language models of code. *arXiv preprint arXiv:2202.13169*, 2022.
- [40] Yaqin Zhou, Shangqing Liu, Jingkai Siow, Xiaoning Du, and Yang Liu. Devign: Effective vulnerability identification by learning comprehensive program semantics via graph neural networks. *Advances in neural information processing systems*, 32, 2019.

## Checklist

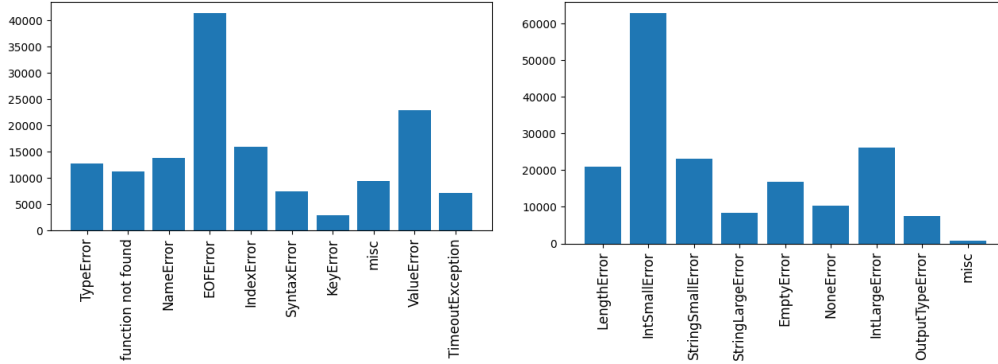
1. For all authors...
  - (a) Do the main claims made in the abstract and introduction accurately reflect the paper’s contributions and scope? **[Yes]**
  - (b) Did you describe the limitations of your work? **[Yes]** In Section 6
  - (c) Did you discuss any potential negative societal impacts of your work? **[Yes]** Our approach increases inference time as mentioned in Section 6.
  - (d) Have you read the ethics review guidelines and ensured that your paper conforms to them? **[Yes]**
2. If you are including theoretical results...
  - (a) Did you state the full set of assumptions of all theoretical results? **[N/A]**
  - (b) Did you include complete proofs of all theoretical results? **[N/A]**
3. If you ran experiments...
  - (a) Did you include the code, data, and instructions needed to reproduce the main experimental results (either in the supplemental material or as a URL)? **[Yes]** The code and data is released on GitHub <https://github.com/microsoft/CodeRanker>.
  - (b) Did you specify all the training details (e.g., data splits, hyperparameters, how they were chosen)? **[Yes]** In Section 4.1
  - (c) Did you report error bars (e.g., with respect to the random seed after running experiments multiple times)? **[No]** It is very expensive to run the experiments multiple times. But, we tried multiple runs for one of our rankers in early experiments, and we did not see much variance in the results.
  - (d) Did you include the total amount of compute and the type of resources used (e.g., type of GPUs, internal cluster, or cloud provider)? **[Yes]** We report the resources used in Section 4.1 and in Section A.2.3.
4. If you are using existing assets (e.g., code, data, models) or curating/releasing new assets...
  - (a) If your work uses existing assets, did you cite the creators? **[Yes]**
  - (b) Did you mention the license of the assets? **[No]**
  - (c) Did you include any new assets either in the supplemental material or as a URL? **[No]**
  - (d) Did you discuss whether and how consent was obtained from people whose data you’re using/curating? **[Yes]** The assets are publicly available.
  - (e) Did you discuss whether the data you are using/curating contains personally identifiable information or offensive content? **[N/A]**
5. If you used crowdsourcing or conducted research with human subjects...
  - (a) Did you include the full text of instructions given to participants and screenshots, if applicable? **[N/A]**
  - (b) Did you describe any potential participant risks, with links to Institutional Review Board (IRB) approvals, if applicable? **[N/A]**
  - (c) Did you include the estimated hourly wage paid to participants and the total amount spent on participant compensation? **[N/A]**

## A Appendix

### A.1 More details on the fault-aware ranker datasets

Table 12 and Table 13 show additional examples for each execution error and intent error class.

Figure 6 shows the distribution of the various classes of execution and intent errors for the ranker dataset generated by the Codex model using the APPS training dataset.

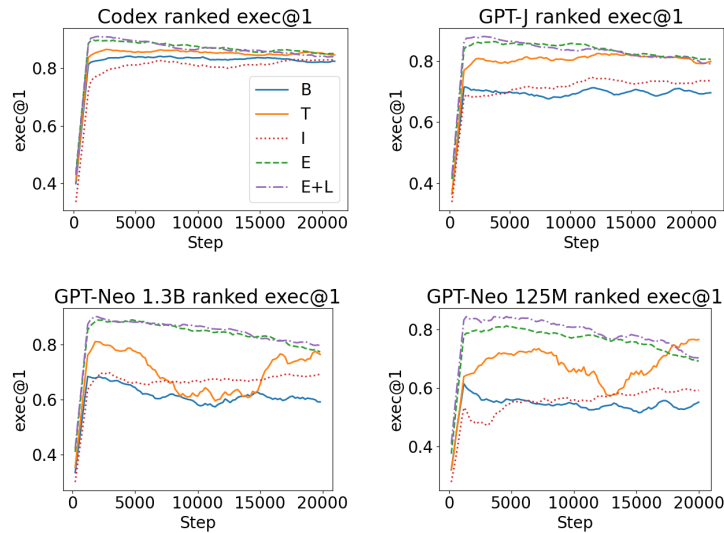


**Figure 6:** Distributions for various classes of execution errors (left) and intent errors (right) in the ranker training dataset obtained using the Codex code gen. model.

### A.2 Additional results

#### A.2.1 Ablations on different ranker tasks

Table 14 and Table 15 show the various ranked metrics for rankers trained on different fault-aware tasks when using the Codex and GPT-Neo 125M code generation models respectively. Figure 7 shows 4 training curves,  $X$ , showcasing the validation ranked exec@1 curves for the model  $X$  when combined with 5 different rankers  $R_{D_X}^*$ .



**Figure 7:** Training curves (smoothed) measuring ranked exec@1 on the validation set as training progresses for various rankers on different code generation models.

Class	Example 1	Example 2
NameError	<pre>def bird_code(arr):     if 'hyphen' in arr:         return [arr[i][0] + ... # name 'i' is not defined in line 2</pre>	<pre>def args_to_string(args):     return '\n'.join(sorted(s,         key=lambda x: x.isdigit ())) + '\n' # name 's' is not defined in line 2</pre>
ValueError	<pre>t=int(input()) for i in range(t):     s,g,d,t=map(int,input().split ())     print(d-1)     print(s*g) # Too many values to unpack in # line 2 (expected 4, got 5)</pre>	<pre>def capitals_first (text):     return '{:b}{:}'.format(text.lower (),         text.upper(), text.capitalize ()) # Unknown format code 'b' for object # of type 'str' in line 1</pre>
EOFError	<pre>t = int(input()) for i in range(t):     s = input()     a = sum(map(int, input().split (' ')))     print(a) # EOF when reading a line at Line 3 # caused due to duplicated calls # to input() within the for loop.</pre>	<pre>_ = input() s = input() ans = 1 for i in range(1, len(s)):     if s[i] == "?" and s[i - 1] == "?":         ans = (ans * 2) % 1000003 # EOF when reading a line at Line 1</pre>
TypeError	<pre>def solomons_quest(arr):     return [abs(a) for a in arr] # bad operand type for abs(): # 'list ' at Line 1</pre>	<pre>def negation_value(s, val):     if val in s: return False     return s[0] # 'in &lt;string&gt;' requires string as # left operand, not bool at Line 1</pre>
IndexError	<pre>for _ in range(int(input (()))):     n,m=map(int,input().split ())     l=[0]*n     for i in range(n*m):         l[i]+=1 # List index out of range at Line 4</pre>	<pre>def get_last_digit (index):     digits = [x for x in \         range(1,index + 1) if x &lt; 10]     return digits [index] # List index out of range at Line 3</pre>
KeyError	<pre>def define_suit (card):     a = {"3C": "clubs", "3D":         "diamonds", "3H": "hearts", "3S":         "spades"}     return a[card] # KeyError('QS') at Line 4</pre>	<pre>def league_standings(teams):     return {i+1: teams[-i-1] for         i in range(len(teams))} # KeyError(-1) at Line 1</pre>
Function not found	<pre>def seemingly( string ):     ... # The test module is expecting a # function named "apparently"</pre>	<pre># Empty code</pre>
TimeoutException	<pre>def pre_fizz (n):     list = []     while n &gt;= 0:         list .append(n)         n = n//1     return list # runs into an infinite loop</pre>	<pre>def fibonacci (n):     return n if n in [0, 1] else         fibonacci (n - 1) +         fibonacci (n - 2) # inefficient implementation</pre>
SyntaxError	<pre>def game_winners(gryffindor,     slytherin ):     if slytherin == "yes":         return "It's_a_draw!".     ... # Syntax error at Line 3 (extra .)</pre>	<pre>def process_data(data):     return data[0] * data[1] *         data[2] for i in range(len(data)) # Syntax error at Line 1 # ( list comprehension syntax)</pre>
Misc	<pre>def duplicate_count(text):     return sum(count for c, count in         text.items() for count in {'a', 'A', 'B'}) # AttributeError at Line 2 # (str has no attribute items)</pre>	<pre>for _ in range(int(input (()))):     n = int(input())     a = a+1     ... # UnboundLocalError at line 2 # local variable 'a' is referenced # before assignment.</pre>

**Table 12:** Examples of different classes of execution errors

## A.2.2 Ablations on different ranker datasets

Table 16 shows the ablation results when training rankers on datasets collected from code generation models. These results show the improvements of rankers on the Codex code generation model. We can see that a ranker trained on completions from the Codex model is better than a ranker trained on completions from other models. We can also see that a ranker trained on the mixed-large dataset (which use all completions from all models) beats the ranker trained on Codex dataset by additional 2.7%.

Class	Example 1	Example 2
NoneError	<pre>def consecutive_sum(num):     sum = 0     n = len(str(num))     for i in range(n-1):         if num % i == 0 and sum &gt; 0:             return sum     # return statement never gets triggered</pre>	<pre>def start_smoking(bars, boxes):     rem = boxes * 18 - bars * 10     if rem != 1:         print((rem + 4) // 5)     else:         print(0)     # no return statement</pre>
EmptyError	<pre>def grabscrab(word, possible_words):     if word in possible_words:         return possible_words[word]     else:         return []     # Got [], expected [' first ']</pre>	<pre>def interleave ( args ):     return [elem for elem in zip (args)             if len(elem) &lt; len(args)]     # Got [], expected     # [1, 'c', 2, 'd', 3, 'e']</pre>
OutputTypeError	<pre>def diamonds_and_toads(sentence, fairy):     if fairy == 'good':         return sum(1 for i in sentence.split ())     elif fairy == 'evil':         return sum(1 for i in sentence.split ())     # Got 3, expected     # [{'ruby': 3, 'crystal': 2}]</pre>	<pre>class Solution:     def longestPrefix ( self , s: str ) -&gt; str:         s = list (s)         s = [i for i, j in zip (s, s [::-1][0:])]         return s[: -2]     # Got ['', 'l', 'e', 'v', 'e'], expected ''</pre>
LengthError	<pre>def rotate ( arr , n):     return list (range(0, len (arr)+n,n))     # Got [0, 1, 2, 3], expected     # ['c', 'a', 'b']</pre>	<pre>def diamonds_and_toads(sentence,fairy):     return dict (zip ("Ruby,Crystal",                     (0, 2, 1, 2, 0)))     # Got {'R': 0, 'u': 2, 'b': 1, 'y': 2, ' ': 0},     # expected {'ruby': 3, 'crystal': 2}</pre>
IntSmallError	<pre>def is_balanced(source, caps):     return all (x.startswith (caps) or x == caps                 for x in source)     # Got False, expected True</pre>	<pre>T = int(input()) for _ in range(T):     N = int(input())     print (bin(N).count('0'))     # Got [[2], [3]], expected [[1], [2]]</pre>
IntLargeError	<pre>def missing_angle(h, a, o):     return int((a*h+o)/2) if o==0     else int(a*h+o)     # Got 300, expected 37</pre>	<pre>class Solution:     def findMedian ( self , nums1, nums2):         nums1.sort()         nums2.sort()         return float ('-inf')     # Got -inf, expected 2.0</pre>
StringSmallError	<pre>def smash(words):     return ''.join (word for word in words)     # Got 'helloworld',     # expected [' hello world']</pre>	<pre>def solve ( st ):     a = st.find ("a")     return a if len (st) == 0     else "".join (sorted (list (st ))) [0]     # Got 'a', expected 'x'</pre>
StringLargeError	<pre>def jumping_number(number):     number = str(number)     if len(number)!= 0:         return "Not!!"     else:         return "Jumping!!"     # Got 'Not!!', expected 'Jumping!!'</pre>	<pre>def spacyfy ( string ):     #your code here     return ''.join (sorted (string . split ()))     # Got 'Pippi', expected 'P i p p i'</pre>

Table 13: Examples of different classes of intent errors

Codex + ranker	ranked pass@1	ranked pass@5	ranked exec@1
$R_{D_{\text{Codex}}}^B$	37.6	64.6	83.4
$R_{D_{\text{Codex}}}^T$	<b>39.6</b>	63.5	87.0
$R_{D_{\text{Codex}}}^I$	36.5	<b>64.7</b>	81.8
$R_{D_{\text{Codex}}}^E$	38.6	64.0	87.5
$R_{D_{\text{Codex}}}^{E+L}$	37.1	61.5	<b>88.3</b>

Table 14: Ablation of the different fault-aware ranker tasks using Codex as the code-generation model (on the APPS validation dataset).

### A.2.3 Alternate ranker architectures

We experimented with a GPT-Neo 125M decoder-based model for the ranker and found it to be performing suboptimal to a CodeBERT-based ranker (even though both models are roughly the same size). The GPT-Neo 125M ranker trained on the Codex ranker dataset ( $R_{D_{\text{codex}}}^T$ ) achieved 36.8% ranked pass@1 when combined with the Codex model while the CodeBERT-based ranker achieved 39.6%.



GPT-Neo 125M + ranker	ranked pass@1	ranked pass@5	ranked exec@1
$R_{D_{\text{GPT-Neo 125M}}}^B$	4.2	7.7	56.0
$R_{D_{\text{GPT-Neo 125M}}}^T$	5.7	10.4	78.4
$R_{D_{\text{GPT-Neo 125M}}}^I$	<b>6.5</b>	11.4	58.9
$R_{D_{\text{GPT-Neo 125M}}}^E$	5.7	11.0	74.7
$R_{D_{\text{GPT-Neo 125M}}}^{E+L}$	<b>6.5</b>	<b>11.9</b>	<b>87.6</b>

**Table 15:** Ablation of the different fault-aware ranker tasks using GPT-Neo 125M model as the code-generation model (on the APPS validation set).

Codex + Ranker	ranked pass@1	ranked exec@1
$R_{D_{\text{Codex}}}^{\text{best}}$	39.6	87.0
$R_{D_{\text{GPT-J}}}^{\text{best}}$	28.3	83.6
$R_{D_{\text{GPT-Neo 1.3B}}}^{\text{best}}$	26.9	83.6
$R_{D_{\text{GPT-Neo 125M}}}^{\text{best}}$	27.3	81.8
$R_{D_{\text{mixed-small}}}^{\text{best}}$	39.1	88.1
$R_{D_{\text{mixed-large}}}^{\text{best}}$	<b>42.3</b>	<b>91.0</b>

**Table 16:** Ablation of the different ranker datasets (using the best ranker task for each dataset) on Codex completions (on APPS validation set).

We further conducted an experiment with a GPT-Neo 1.3B model for the ranker. It took almost 4 days to complete 7 epochs of training with 16 V100 GPUs running in parallel. And still, it didn’t reach the performance achieved by the CodeBERT model. GPT Neo 1.3B ranker model achieved ranked pass@1 of 38.6% while CodeBERT ranker achieved 39.6%. We stopped GPT Neo 1.3B ranker training at 7 epochs because the training became unstable at that point. On the other hand, a CodeBERT based ranker took only 12 hours to train for 30 epochs (with 16 GPUs).

Table 17 shows the ranked pass@1 and ranked exec@1 performance of these various ranker architectures and Figure 8 shows the smoothed training curves for these three rankers.

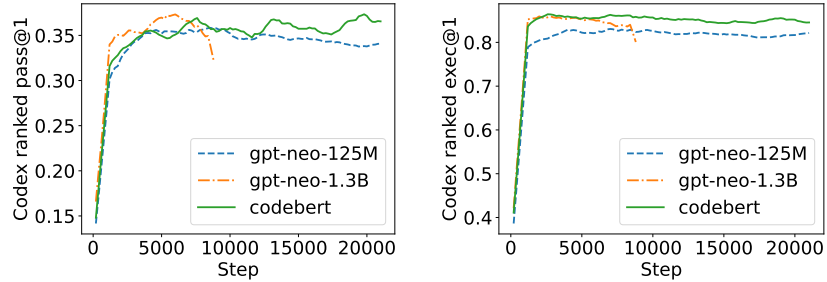
We believe that a ranker task is a code understanding task, hence starting with pre-trained encoders such as CodeBERT are most effective compared to starting with a pre-trained encode-decoder or decoder only code-generation models. We leave the full study about the impact of various ranker architectures to future work. We also do not anticipate that just bigger ranker models would fill in the gap between current ranked pass@1 and pass@100 since a ranker needs to implicitly learn to execute which is a hard task. For that, we might need new architectures for capturing code structure and execution. For this future exploration, we hope that our ranker tasks will serve as good benchmarks for evaluating such architectures.

Codex + Ternary Ranker	ranked pass@1	ranked exec@1
CodeBert Ranker	<b>39.6</b>	87.0
GPT-Neo 125M Ranker	36.8	84.4
GPT-Neo 1.3B Ranker	38.6	<b>88.6</b>

**Table 17:** Ablation of the different ranker architectures on Codex completions (on APPS validation set; trained on the ternary ranker dataset).

#### A.2.4 Impact of example unit tests in the prompt

Following prior works, our experiments so far include a small number of unit tests in the task description of the problem (as seen in Figure 1) so that we can directly compare our results with prior works. Although our CODERANKER approach does not explicitly use these unit tests (since we do not assume that an execution environment is given), our rankers can use the given unit tests as part of their language/code comprehension ability to better solve the tasks. So, in this section, we conduct an ablation study to measure the impact of the presence of these unit tests in the prompt on the ranking ability of CODERANKER. We created a best-effort version of the APPS training/validation dataset



**Figure 8:** CodeBert vs GPT-Neo ranker models: Training curves showing ranked pass@1 and exec@1 on the APPS validation set with the ternary ranker.

that does not include the unit tests in the prompts and we trained a new ranker on this dataset. This new ranker only performs slightly worse than the ranker that is trained with the unit tests in the prompts, but it still significantly outperforms the approach without any ranker (see Table 18).

Codex + Ternary Ranker	pass@1	exec@1
Prompts with example unit tests	<b>39.6</b>	87.0
Prompts without example unit tests	38.0	<b>89.1</b>
Without ranker	26.0	69.7

**Table 18:** Ablation for evaluating the impact of example unit tests in the prompt.

### A.2.5 Comparison to ranking using the code gen. model’s predicted probabilities

In this ablation, we compare the impact of ranking using a separate ranker model versus ranking using the code gen. model’s predicted probabilities for the various generated programs. The results for the GPT-Neo 125M code gen. model can be found in Table 19; we can see that a separate CODERANKER produces the best ranking effect and in fact, using the intrinsic code gen. model’s probabilities to rank results in a slightly worse performance compared to a no ranking approach.

	pass@100	pass@1	pass@5	exec@1
GPT-Neo 125M	23.6	1.4	5.2	41.1
+ ranking using generation probability	-	1.0	3.7	43.6
+ CODERANKER	-	<b>6.5</b>	<b>11.4</b>	<b>58.9</b>

**Table 19:** Comparing CODERANKER to ranking completions using Code Gen. model’s predicted probabilities for the generated completions.

### A.2.6 Qualitative analysis of CODERANKER

In Table 20, we show various programs generated by the fine-tuned GPT-J model, the actual error message from the Python compiler upon executing these programs, and the various labels generated by the different CODERANKERS trained on various ranker tasks.

Generated code	Actual error message	Predicted
<pre>def pillow(s):     for i in range(len(s)):         if s[i] == "n":             if s[i+1:] == "B":                 return True     return False</pre>	Expected True, but got False	<p>B: correct  T: intent error  I: IntSmallError  E: intent error  E+L: intent error at Line -1</p>
<pre>def camel_case(string):     return "".join([x.capitalize() for x in string.split("_")])</pre>	Passed all tests	<p>B: correct  T: intent error  I: StrSmallError  E: correct  E+L: correct at Line -1</p>
<pre>def sum_it_up(numbers_with_bases):     return sum(int(str(n[0]) * n[1], base) for n in numbers_with_bases)</pre>	NameError(base is not defined) at Line 1	<p>B: wrong  T: execution error  I: execution error  E: NameError  E+L: NameError at line 1</p>
<pre>for _ in range(int(input())):     n = int(input())     a = n - 2     b = n - 1     c = n     if n % 2 == 0:         print((a*((a-1)**2) + (b**2) - 2*b + 2*c)%1000000007)     else:         print((a*((a-1)**2) + (c**2) - 2*c + 2*b)%1000000007)</pre>	Got [['7'], ['13']], but expected [['1'], ['3']]	<p>B: wrong  T: intent error  I: IntLargeError  E: intent error  E+L: intent error at Line -1</p>
<pre>def bingo(array):     s = "".join(array)     return "WIN" if "BINGO" == s     else "LOSE"</pre>	TypeError(sequence item 0: expected str instance, int found) at Line 1	<p>B: correct  T: intent error  I: StringSmallError  E: intent error  E+L: TypeError at Line 1</p>
<pre>T = int(input()) for _ in range(T):     n = int(input())     S = sorted(list(map(int, input().split())))     ans = 0     for i in range(1, n+1):         if S[i] &gt; S[i-1]:             ans += 1     print(ans)</pre>	Passed all tests	<p>B: correct  T: execution error  I: execution error  E: IndexError  E+L: IndexError at Line 6</p>

**Table 20:** We show various programs sampled from a fine-tuned GPT-J model, the actual error message, and the labels predicted by various ranker models  $R_{D_{GPTJ}}^X$ . We use the green color to indicate that label is correct, red to indicate that the label is incorrect, and blue to indicate the case where the label correctly indicates an error in the program, but it indicates the wrong error type.