

---

# pFL-Bench: A Comprehensive Benchmark for Personalized Federated Learning

---

Daoyuan Chen, Dawei Gao, Weirui Kuang, Yaliang Li, Bolin Ding

Alibaba Group

{daoyuanchen.cdy, gaodawei.gdw, weirui.kwr}@alibaba-inc.com

{yaliang.li, bolin.ding}@alibaba-inc.com

## Abstract

Personalized Federated Learning (pFL), which utilizes and deploys distinct local models, has gained increasing attention in recent years due to its success in handling the statistical heterogeneity of FL clients. However, standardized evaluation and systematical analysis of diverse pFL methods remain a challenge. Firstly, the highly varied datasets, FL simulation settings and pFL implementations prevent fast and fair comparisons of pFL methods. Secondly, the effectiveness and robustness of pFL methods are under-explored in various practical scenarios, such as new clients generalization and resource-limited clients participation. Finally, the current pFL literature diverges in the adopted evaluation and ablation protocols. To tackle these challenges, we propose the first comprehensive pFL benchmark, pFL-Bench, for facilitating rapid, reproducible, standardized and thorough pFL evaluation. The proposed benchmark contains more than 10 datasets in diverse application domains with unified data partition and realistic heterogeneous settings; a modular and easy-to-extend pFL codebase with more than 20 competitive pFL baseline implementations; and systematic evaluations under containerized environments in terms of generalization, fairness, system overhead, and convergence. We highlight the benefits and potential of state-of-the-art pFL methods and hope pFL-Bench enables further pFL research and broad applications that would otherwise be difficult owing to the absence of a dedicated benchmark. The code is released at <https://github.com/alibaba/FederatedScope/tree/master/benchmark/pFL-Bench>.

## 1 Introduction

Federated learning (FL) is an emerging machine learning (ML) paradigm, which collaboratively trains models via coordinating certain distributed clients (*e.g.*, smart IoT devices) with a logically centralized aggregator [1, 2]. Due to the benefit of FL that does not transmit local data and circumvents the high cost and privacy risks of collecting raw sensitive data from clients, it has gained widespread interest and has been applied in numerous ML tasks such as image classification [3, 4], object detection [5, 6], keyboard suggestion [7, 8], text classification [9], relation extraction [10], speech recognition [11, 12], graph classification [13], recommendation [14, 15], and healthcare [16, 17].

Pioneering FL researchers made great efforts to find a global model that performs well for most FL clients [18, 19, 20, 21]. However, the intrinsic statistical and systematical heterogeneity of clients limits the applicability and performance of FL based on only a shared global model [22, 23]. Taking the heterogeneous conditional distribution case as an example, in which the same feature may have different labels in different clients [24], a shared global model cannot fit these clients well at the same time. Recently, the personalized FL (pFL) methods that utilize client-distinct models to overcome these challenges have been gaining increasing popularity, such as those based on multi-task learning [25, 26, 27], meta-learning [28, 29], and transfer learning [30, 31, 32].

Even though fruitful pFL methods have been explored, a standard benchmark is still lacking. As a result, the evaluation space for the pFL community is currently replete with custom datasets and implementations, unclear effectiveness and robustness of pFL methods under various practical scenarios, and highly variable evaluation protocols:

- **Custom datasets and implementations for pFL.** Currently, researchers often use custom FL datasets and implementations to evaluate the effectiveness of proposed methods due to the absence of common pFL benchmarks. For example, although many pFL works use the same public FEMNIST [33] and CIFAR-10/100 [34] datasets, the partition manners can be divergent: the number of clients is 205 in [35] while 539 in [36] for FEMNIST; and [37] adopts the Dirichlet distribution based partition while [38] uses the pathological partition for CIFAR-10/100. Prior pFL studies set up different computation environments and simulation settings, increasing the difficulty of fast evaluation and the risk of making unfair comparisons.
- **Under-explored practicability of pFL in various scenarios.** Most existing pFL methods examine their effectiveness in several mild Non-IID FL cases [23]. However, it is unclear whether existing pFL methods can consistently work in more practical scenarios, such as partial clients participation cases in which the clients have spotty connectivity [39]; resource-limited clients participation cases in which the personalization is required to be highly efficient [40]; and new clients generalization cases in which FL models will be applied to clients that do not participate in the FL process [41].
- **Diverse evaluation protocols.** The current development of pFL methods often happens in isolation with a focus on different views and diverse evaluation protocols and ablations, which may prevent pFL research from reaching its full potential. For example, besides the global accuracy improvement, a few works studied the local accuracy evaluation characterized by fairness, and systematical efficiency in terms of communication and computational costs [35, 42]. Without a careful normalization and control of the evaluation, it is difficult to compare the pros and cons of different pFL methods and to understand how much costs we pay for the personalization.

To quantify the progress in the pFL community and facilitate rapid, reproducible, and generalizable pFL research, we propose the first comprehensive pFL benchmark characterized as follows:

- We provide 4 benchmark families with 11 datasets for diverse application domains involving image, text, graph and recommendation data, each with unified data partition and some realistic Non-IID settings such as clients sampling and new clients participation. Some public popular DataZoos such as LEAF [33], Torchvision [43] and Huggingface datasets [44] are also compatible to the proposed pFL-Bench to enable flexible and easily extended experiments.
- We propose a modular, extensible open-sourced pFL codebase that contains more than 20 pFL competitors with fruitful state-of-the-art (SOTA) methods re-implementations, unified interfaces and pluggable personalization sub-modules such as model parameter decoupling, model mixture, meta-learning and personalized regularization.
- We conduct systematic evaluation under unified experimental settings and containerized environments to show the efficacy of pFL-Bench and provide standardized scripts to ensure the maintainability of pFL-Bench. We also highlight the advantages of pFL methods and opportunities for further pFL study in terms of generalization, fairness, system overhead and convergence.

## 2 Related Works

**Personalized Federated Learning.** Despite the promising performance using a shared global model for all clients as demonstrated in [1, 45, 46, 47, 48, 49], it is challenging to find a converged best-for-all global model under statistical and systematical heterogeneity among clients [50, 51, 52]. As a natural way to handle the heterogeneity, personalization is gaining popularity in recent years. Fruitful pFL literatures have explored the accuracy and convergence improvement based on clustering [53, 50, 54], multi-task learning [55, 56, 57, 58], model mixture [38, 27, 59, 60], model parameter decoupling [42, 6], Bayesian treatment [61, 56], knowledge distillation [62, 32, 63], meta-learning [64, 65, 64, 29, 66, 67], and transfer learning [68, 69, 70]. We refer readers to related FL and pFL survey paper [18, 22, 23]. In pFL-Bench, we provide modular re-implementation for numerous SOTA pFL methods with several pluggable and fundamental sub-routines for easy and fast pFL research and development. We plan to add more pFL methods in the future.

**Federated Learning Benchmark.** We are aware that there are great efforts on benchmarking FL from various aspects, such as heterogeneous datasets (LEAF [33], TFF [71]), heterogeneous systematical resources (Flower [72], FedML [73], FedScale [39]), and specific domains (FedNLP [74], FS-G [75]). However, they mostly benchmarked general FL algorithms, lacking recently proposed pFL methods that are perform well on heterogeneous FL scenarios. Besides, no benchmark so far supports the new clients generalization evaluation; and few existing benchmark simultaneously supports comprehensive evaluation for trade-offs among accuracy, fairness and systematical costs, we hope to close these gaps with pFL-Bench.

### 3 Background and Problem Formulation

#### 3.1 A Generalized FL Setting

We first introduce some important concepts in FL, taking the FedAvg method [1] as an illustrative example. A typical FL course using FedAvg is as follows: Each client  $i \in \mathcal{C}$  has its own private dataset  $\mathcal{S}_i$  that is drawn from a local distribution  $\mathcal{D}_i$  over  $\mathcal{X} \times \mathcal{Y}$ . The goal is to train a single global model  $\theta_g$  with collaborative learning from a set of clients  $\mathcal{C}$  without sharing their local data. At each FL round, the server broadcasts  $\theta_g$  to selected clients  $\mathcal{C}_s$ , who then perform local learning based on the private local data and upload the local update information (the gradients of trained model  $\theta'_g$ ) to the server. After collecting and averagely aggregating the update information from clients, the server applies the updates into  $\theta_g$  for next-round federation and the process repeats.

Then we present a generalized FL formulation, which establishes the proposed comprehensive benchmark in terms of diverse evaluation and personalization perspectives. Specifically, besides the FL-participated clients  $\mathcal{C}$ , we consider a set of new clients that do not participate the FL training process and denote it as  $\tilde{\mathcal{C}}$ . Most FL approaches implicitly solve the following problem:

$$\min_{\{h_{\theta_g}\} \cup \{h_{\theta_i}\}_{i \in \mathcal{C}}} \alpha G(\{\mathbb{E}_{(x,y) \sim \mathcal{D}_i}[f(\theta_g; x, y)]\}_{i \in \mathcal{C}}) + \beta L(\{\mathbb{E}_{(x,y) \sim \mathcal{D}_i}[f(\theta_i; x, y)]\}_{i \in \mathcal{C}}) + \gamma R(\{\mathbb{E}_{(x,y) \sim \mathcal{D}_j}[f(\theta_g; x, y)]\}_{j \in \tilde{\mathcal{C}}}) \quad (1)$$

where  $G(\cdot)$  indicates the global objective based on the shared global model  $\theta_g = \text{Agg}([\theta_i]_{i \in \mathcal{C}})$  with an aggregation function  $\text{Agg}(\cdot)$  for model parameters.  $L(\cdot)$  indicates the local objective based on the local distinct models  $[\theta_i]_{i \in \mathcal{C}}$ , and  $f(\theta; x, y)$  indicates the loss at data point  $(x, y)$  with model  $\theta$ .

We note that  $G(\cdot)$  and  $L(\cdot)$  can be various forms such as weighted averaging according to local training data size of  $i \in \mathcal{C}$ , which corresponds to the commonly used intra-client generalization case [41], while  $R(\cdot)$  usually has similar forms to  $G(\cdot)$  and measures the generalization to new clients  $\tilde{\mathcal{C}}$  that are not contribute to the FL process. The coefficients  $\alpha$ ,  $\beta$  and  $\gamma$  trade off the different emphasis on these terms. For non-personalized FL algorithms,  $\beta = 0$ . Although the generalization term  $R(\cdot)$  has been primarily explored in a few recent studies [41, 37], most existing FL works overlooked it with  $\gamma = 0$ . Later, we discuss more instantiations for the  $L(\cdot)$  in the personalization setting.

#### 3.2 Personalization Setup

With the generalized formulation (1), we can see that existing pFL works achieve personalization via multi-granularity objects, including the global model  $\theta_g$ , local models  $[\theta_i]$  and local model sub-parameters  $[\pi_i]$ . For example, many two-step pFL approaches first find a strong  $\theta_g$  and only maintain  $\theta_g$  during the whole FL training stages, then fine-tune it on local data before inference [23, 76]. A more flexible manner is to directly learn distinct local model  $\theta_i$  in the FL process, while this introduces additional storage and computation costs for  $\theta_i$  [77]. Recently, to gain a better accuracy-efficiency trade-off, several pFL works propose to only personalize a sub-module  $\pi_i$  of  $\theta$ , and transmit and aggregate the remaining part as  $\theta_g = \text{Agg}([\theta \setminus \pi_i]_{i \in \mathcal{C}})$  [25].

We illustrate some representative personalization operations in pFL works w.r.t. the different choices of the local objective  $L(\cdot)$ . Fine-tuning is a basic step widely used in abundant pFL works [65] to minimize  $\mathbb{E}_{(x,y) \sim \mathcal{S}_i}[f(\theta_i; x, y)|\theta_g]$ ; Model mixture is a general pFL approach assuming that the local data distribution is a mixture of  $K$  underlying data distributions  $\mathcal{D}_i = \text{Mix}(\mathcal{D}_{i,k}, w_{i,k})$  with mixture weight  $[w_{i,k}]$  for  $k \in [K]$  [58], thus learning a group of internal models is suitable to handle the data heterogeneity as  $\theta_i = \text{Mix}(\theta_{i,k})_{k \in [K]}$ . For clustering-based pFL methods,  $K$  indicates the

Table 1: Statistics of the experimental datasets, tasks, and models in pFL-bench. We sub-sampled 5% clients from FEMNIST [33]. Following previous works [73, 58, 42, 29], we adopt Dirichlet allocation to simulate the heterogeneous partition with different  $\alpha$ s for CIFAR10 and textual datasets. The  $\mu$  and  $\sigma$  indicate the mean and std of number of samples per client. More datasets from popular Datazoos such as LEAF [33], Torchvision [43], Huggingface datasets [44] and FederatedScope-GNN [75] are also supported. Detailed descriptions can be found in Appendix A.

| Dataset               | Task   | Model | Partition By | # Clients | # Sample Per Client |                |
|-----------------------|--|-------|--------------|-----------|---------------------|----------------|
| FEMNIST-5%            | Image Classification                           | CNN   | Writers      | 200       | $\mu=217$           | $\sigma=73$    |
| CIFAR10- $\alpha 5$   |  |       | Labels       | 100       | $\mu=600$           | $\sigma=46$    |
| CIFAR10- $\alpha 0.5$ |  |       | Labels       | 100       | $\mu=600$           | $\sigma=137$   |
| CIFAR10- $\alpha 0.1$ |  |       | Labels       | 100       | $\mu=600$           | $\sigma=383$   |
| COLA                  | Linguistic Acceptability<br>Sentiment Analysis | BERT  | Labels       | 50        | $\mu=192$           | $\sigma=159$   |
| SST-2                 |  |       | Labels       | 50        | $\mu=1,364$         | $\sigma=1,291$ |
| Cora                  | Node Classification                            | GIN   | Community    | 5         | $\mu=542$           | $\sigma=30$    |
| Pubmed                |  |       | Community    | 5         | $\mu=3,943$         | $\sigma=34$    |
| Citeseer              |  |       | Community    | 5         | $\mu=665$           | $\sigma=29$    |
| MovieLens1M           | Recommendation                                 | MF    | User         | 1000      | $\mu=1,000$         | $\sigma=482$   |
| MovieLens10M          |  |       | Item         | 1000      | $\mu=10,000$        | $\sigma=8,155$ |

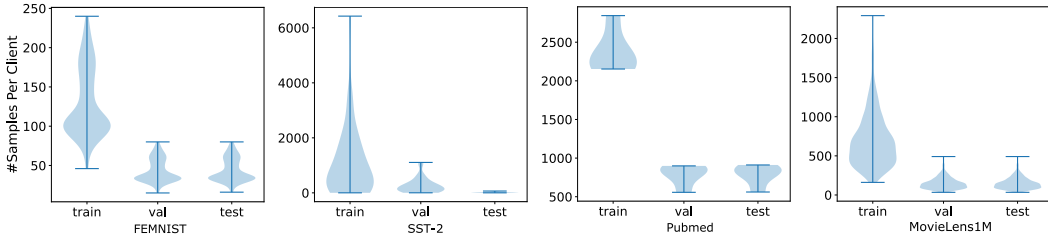


Figure 2: The violin plot of number of samples per client for partial adopted datasets. The full visualization of other datasets and label skew demonstration are presented in Appendix A.

cluster number, and the mixture weight is 0-1 indicative function for belonged clusters [26]. Besides, taking  $\theta_g$  as reference point, model interpolation  $\theta_i = w_g \theta_g + (1 - w_g) \theta'_i$  and model regularization  $\theta_i = \operatorname{argmin}(f(\theta_i; x, y) + \frac{\lambda}{2} \|\theta_i - \theta_g\|)$  are also widely explored in pFL literature [78].

## 4 Benchmark Design and Resources

### 4.1 Datasets and models

We conduct experiments on 11 publicly available datasets with heterogeneous partition in our benchmark. These datasets are popular in the corresponding fields, and cover a wide range of domains, scales, partition manners and Non-IID degrees. We list the statistics in Table 1 and illustrate the violin plot of data size per client in Figure 2, which show diverse properties across the FL datasets, enabling thorough comparisons among different pFL methods. We provide more detailed introduction of these datasets in the Appendix A. Besides, with carefully designed modularity, our code-base is compatible with a large number of datasets from other public popular DataZooos, including LEAF [33], Torchvision [43], Huggingface datasets [44] and FederatedScope-GNN [75].

We preset the widely adopted CNN model [79, 80, 81, 82] with additional batch normalization layers for the image datasets, and the pre-trained BERT-Tiny model from [83] for the textual datasets. For the graph and recommendation datasets, we preset the graph isomorphism neural network, GIN [84], and Matrix Factorization (MF) [85] respectively. It is worth noting that pFL-Bench provides a unified model interface decoupled with FL algorithms, enabling users to easily register and extend more custom models or built-in models from existing ModelZooos including Torchvision [43], Huggingface [86], and FederatedScope [13].

**Benchmark Scenarios.** For a comprehensive evaluation, pFL-Bench supports examining the generalization performance of both FL-participated and FL-non-participated clients, *i.e.*, the  $R(\cdot)$  term in formulation (1). Specifically, we randomly select 20% clients as non-participated clients for each dataset, and they will not transmit the training-related message during the FL courses.

In addition to generalization performance, we also care about how the pFL approaches perform when adopting client sampling in FL courses, which is useful in cross-device scenarios where a large number of clients have spotty connectivity. For the image, text and recommendation datasets, we uniformly sample 20% clients without replacement from the participating clients at each FL round. For the graph datasets, following [75], the client numbers after heterogeneous partition are small to simulate cross-silo FL scenarios, in which the personalization is for grouped clients [87].

## 4.2 Baselines

We consider abundant baselines for extensive pFL comparisons. The pFL-bench provides unified and modularized interfaces for a range of popular and SOTA methods in the following three categories:

**Non-pFL methods.** As two naive baselines sitting on opposite ends of the local-global spectrum, we evaluate the *Global-Train* method that trains the model from centralized data merged from all clients, and *Isolated* method that trains the models without any information transmission. Besides, we consider the classical *FedAvg* [1] with weighted averaging based on local data size, and *FedOpt* [45] that generalizes FedAvg by introducing an optimizer for the FL server.

**pFL methods.** We compare several SOTA approaches including *FedBN* [88] that is a simple yet effective method to deal with feature shift Non-IID, via locally maintaining the clients’ batch normalization parameters without transmitting and aggregation; *Ditto* [35] that improves fairness and robustness of FL by training local personalized model and global model simultaneously, in which the local model update is based on regularization to global model parameters; *pFedMe* [80] that is a meta-learning based method and decouples personalized model and global model with Moreau envelopes; *FedEM* [58] that assumes local data distribution is a mixture of unknown underlying distributions, and correspondingly learns a mixture of multiple local models with Expectation-Maximization algorithm.

**Combined method variants.** We note that pFL-Bench provides pluggable re-implementations of existing methods, enabling users can pick different personalized behaviors and different personalized objects to form a pFL approach variant. Here we combine *FedBN*, *FedOpt*, and *Fine-tuning (FT)* with other compatible baselines, and provide fine-grained ablations via more than 20 method variants for systematic pFL study and explorations of pFL potential. More baseline details are in Appendix B.

## 4.3 Evaluation Criteria

We propose a unified and comprehensive evaluation protocol in pFL-Bench, in which measurements from multiple views are taken into consideration simultaneously. (1) For the **generalization** examination, we support monitoring on both the server and client sides, with various and extensible metric aggregation manners, and a wide range of metrics for diverse tasks such as classification, regression and ranking. (2) We also report several **fairness-related** metrics, including standard deviation, and the top and bottom deciles of performance across different clients. (3) Numerous **systematical metrics** are considered as well, including the memory cost w.r.t. model size, the total computational cost w.r.t. FLOPs in server and clients, the communication cost w.r.t. the total number of downloaded/uploaded bytes, and the number of convergence rounds of FL courses.

## 4.4 Codebase

To facilitate the innovation of pFL for the community, our pFL-Bench contains a modular, easy-to-extend codebase for standardization of implementation, evaluation, and ablation of pFL methods.

**pFL Implementations.** We build the pFL-bench upon an event-driven FL framework FEDERATED-SCOPE (FS) [89], which abstracts the FL information transmitting and processing as message passing and several pluggable subroutines. We eliminate the cumbersome engineering for coordinating FL participants with the help of FS, and customize many message handlers and subroutines, such as model parameter decoupling, model mixture, local fine-tuning, meta-learning and regularization for personalization. By combining these useful and pluggable components, we re-implement a number

Table 2: Accuracy results for both participated clients and un-participated clients.  $\overline{Acc}$  indicates the accuracy average weighted by the local data samples,  $\widetilde{Acc}$  indicates the accuracy of un-participated clients, and  $\Delta$  indicates the participation generalization gap. **Bold** and underlined indicate the best and second-best results among all compared methods, while **red** and **blue** indicate the best and second-best results for original methods without combination “-”.

|                       | FEMNIST, $s = 0.2$ |                   |              | SST-2            |                   |              | PUBMED           |                   |               |
|-----------------------|--------------------|-------------------|--------------|------------------|-------------------|--------------|------------------|-------------------|---------------|
|                       | $\overline{Acc}$   | $\widetilde{Acc}$ | $\Delta$     | $\overline{Acc}$ | $\widetilde{Acc}$ | $\Delta$     | $\overline{Acc}$ | $\widetilde{Acc}$ | $\Delta$      |
| Global-Train          | 52.48              | -                 | -            | <b>80.57</b>     | -                 | -            | 87.01            | -                 | -             |
| Isolated              | 68.74              | -                 | -            | 60.82            | -                 | -            | 85.56            | -                 | -             |
| FedAvg                | 83.97              | 81.97             | <b>-2.00</b> | 74.88            | <b>80.24</b>      | <b>5.36</b>  | <b>87.27</b>     | <b>72.63</b>      | <b>-14.64</b> |
| FedAvg-FT             | 86.44              | 84.94             | <u>-1.50</u> | 74.14            | <b>83.28</b>      | 9.13         | 87.21            | <u>79.78</u>      | <u>-7.43</u>  |
| pFedMe                | <b>87.50</b>       | <b>82.76</b>      | -4.73        | 71.27            | 69.34             | -1.92        | 86.91            | <b>71.64</b>      | -15.27        |
| pFedMe-FT             | 88.19              | 82.46             | -5.73        | 75.61            | 66.48             | -9.13        | 85.71            | 77.07             | -8.64         |
| FedBN                 | 86.72              | 7.86              | -78.86       | 74.88            | <b>75.40</b>      | <b>0.52</b>  | <b>88.49</b>     | 52.53             | -35.95        |
| FedBN-FT              | 88.51              | 82.87             | -5.64        | 68.81            | <u>82.43</u>      | 13.63        | 87.45            | <b>80.36</b>      | <b>-7.09</b>  |
| FedBN-FedOPT          | 88.25              | 8.77              | -79.49       | 64.70            | 65.50             | 0.81         | 87.87            | 42.72             | -45.15        |
| FedBN-FedOPT-FT       | 88.14              | 80.25             | -7.88        | 68.65            | 70.56             | 1.91         | 87.54            | 77.07             | -10.47        |
| Ditto                 | <b>88.39</b>       | 2.20              | -86.19       | 52.03            | 46.79             | -5.24        | <b>87.27</b>     | 2.84              | -84.43        |
| Ditto-FT              | 85.72              | 56.96             | -28.76       | 56.49            | 65.50             | 9.01         | 87.47            | 35.03             | -52.44        |
| Ditto-FedBN           | <b>88.94</b>       | 2.20              | -86.74       | 56.03            | 46.79             | -9.24        | <u>88.18</u>     | 2.84              | -85.34        |
| Ditto-FedBN-FT        | 86.53              | 58.96             | -27.57       | 53.15            | 66.49             | 13.34        | 87.83            | 28.52             | -59.30        |
| Ditto-FedBN-FedOpt    | <u>88.73</u>       | 2.20              | -86.54       | 57.67            | 46.79             | -10.88       | 87.81            | 2.84              | -84.97        |
| Ditto-FedBN-FedOpt-FT | 87.02              | 55.22             | -31.80       | 52.89            | 66.49             | 13.60        | 87.60            | 18.18             | -69.42        |
| FedEM                 | 84.35              | <b>82.81</b>      | <b>-1.54</b> | <u>75.78</u>     | 67.67             | -8.11        | 85.64            | 71.12             | <b>-14.52</b> |
| FedEM-FT              | 86.17              | <u>85.01</u>      | <b>-1.16</b> | 64.86            | 81.63             | <b>16.77</b> | 85.88            | 78.08             | -7.80         |
| FedEM-FedBN           | 84.37              | 12.88             | -71.49       | 75.43            | 62.81             | -12.62       | 88.12            | 48.64             | -39.48        |
| FedEM-FedBN-FT        | 88.29              | 83.96             | -4.33        | 64.96            | 81.04             | <u>16.08</u> | 86.38            | 72.02             | -14.35        |
| FedEM-FedBN-FedOPT    | 82.12              | 6.64              | -75.48       | 72.25            | 64.69             | -7.56        | 87.56            | 42.37             | -45.19        |
| FedEM-FedBN-FedOPT-FT | 87.54              | <b>85.76</b>      | -1.79        | 62.26            | 73.87             | 11.61        | 87.49            | 72.39             | -15.09        |

of SOTA pFL methods with unified and extensible interfaces. This modularity also makes the usage of pFL methods convenient, and makes the contribution of new pFL approaches easy and flexible. The code is released with Apache License 2.0 and we plan to add more pFL methods in the future.

**Reproducibility.** To enable easily reproducible research, we conduct experiments in containerized environments and provide standardized and documented evaluation procedures for prescribed metrics. For fair comparisons, we search the optimal hyper-parameters using the validation sets for all methods, with early stopping and large number of total FL rounds. We run experiments 3 times with the optimal configurations and report the average results. All the experiments are conducted on a cluster of 8 Tesla V100 and 64 NVIDIA GTX 1080 Ti GPUs, taking  $\sim 11,000$  runs with a total of  $\sim 95$  days process computing time. More details, such as hyper-parameter search spaces, can be found in Appendix C.

## 5 Numerical Results and Analysis

To demonstrate the utility of pFL-Bench in providing fair, comprehensive, and rigorous comparisons among pFL approaches, we conduct extensive experiments and present some main results in terms of generalization, fairness and efficiency in various FL datasets and scenarios. The complete experimental results are presented in Appendix D due to the space limitation.

### 5.1 Generalization

We present the accuracy results for both participated and un-participated clients in Table 2 on FEMNIST, SST-2 and PUBMED datasets, where  $\overline{Acc}$  and  $\widetilde{Acc}$  indicates the accuracy average weighted by the local data samples of participated and un-participated clients respectively, and  $\Delta = \widetilde{Acc} - \overline{Acc}$  indicates the participation generalization gap.

**Original Methods Comparison.** For the original methods without combination (“-”), we mark the best and second-best results as red and blue respectively in Table 2. Notably, we find that *no method can consistently beat others across all metrics and all datasets*. The pFL methods gain significantly better  $\overline{Acc}$  over FedAvg in some cases (e.g., Ditto on FEMNIST), showing the effectiveness of personalization. However, the advantages of pFL methods on un-participated clients’ generalization  $\widetilde{Acc}$  are relatively smaller than those on intra-client generalization  $\overline{Acc}$ . The Ditto and FedBN even fail to gain reasonable  $\widetilde{Acc}$  on FEMNIST and PUBMED datasets, which we examine their running dynamics and find that the global models learned by them diverge in the un-participated clients’ data. Besides, there are still performance gaps between FL methods and the Global-Train method in the textual dataset. These observations demonstrate plenty of room for pFL improvement.

**pFL Variants Comparison.** We then extend the comparison to include FL variant methods incorporating other compatible personalized operators or methods. In a nutshell, almost all the best and second-best results (marked as **Bold** and underlined) are achieved by the combined variants, showing the efficacy and flexibility of our benchmark, and the potential of fine-grained pFL modifications. Among these methods, fine-tuning (FT) effectively improves both  $\overline{Acc}$  and  $\widetilde{Acc}$  metrics in most cases, even for pFL methods that have been implicitly adopted local training process, which calls for deeper understanding about how much should we fit the local data and how the personalized fitting impacts the FL dynamics. Besides, FedBN is a simple yet effective method to improve  $\overline{Acc}$  while may bring negative effect on  $\widetilde{Acc}$  (e.g., FedEM v.s. FedEM-FT), since the feature space of un-participated clients lack informative characterization and the frozen BN parameters of global model can arbitrarily mis-match these un-participated clients. We also find that FedBN is much more effective on graph data with the GIN model than those on textual data with the BERT model, in which we made a simple modification by filtering out the Layer Normalization parameters, showing the opportunity of designing domain- and model-specific pFL techniques.

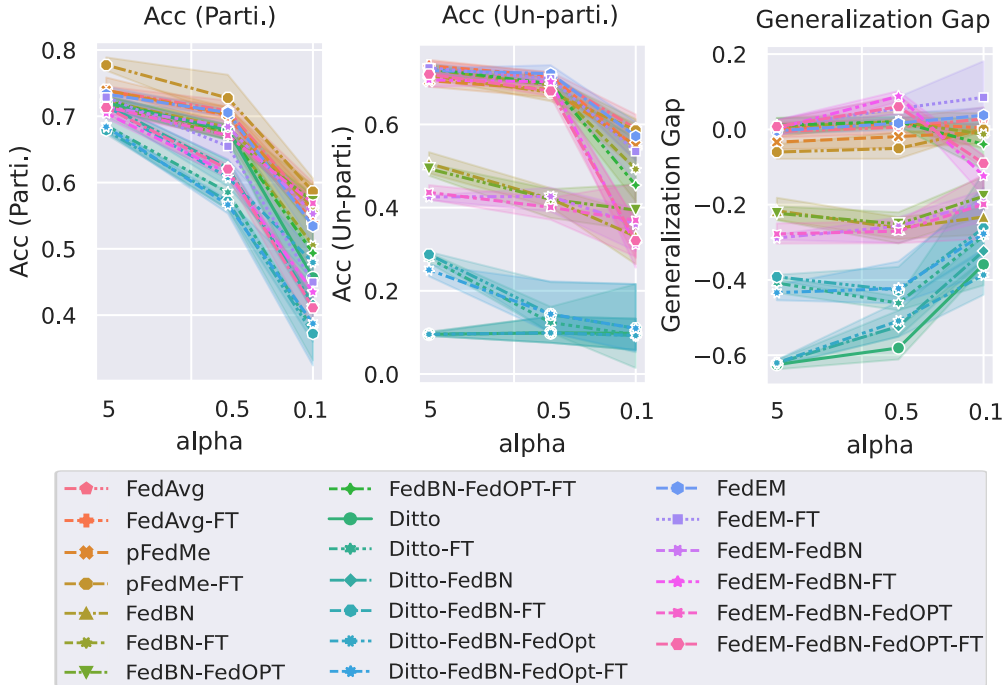


Figure 3: The accuracy results of participated, un-participated clients and generalization gap when varying Dirichlet factor  $\alpha$  for CIFAR10 dataset. Most pFL methods gain better accuracy and robustness than non-pFL ones on highly Non-IID cases. Results in table format are in Appendix D.

**Effect of Non-IID Split.** To gain further insight into the pFL methods, we vary the Non-IID degree with different Dirichlet factor  $\alpha$  in CIFAR10 dataset and illustrate the results in Figure 3. Generally speaking, almost all methods gain performance degradation as the Non-IID degree increases (from

$\alpha=5$  to  $\alpha=0.1$ ). Besides, we can see that pFL methods show superior accuracy and robustness over non-pFL baselines especially for the highly heterogeneous case with  $\alpha=0.1$ . These results indicate the benefit of pFL approaches in Non-IID situations, as well as their substantial space for improvement.

**Effect of Client Sampling.** We also vary the client sampling rate  $s$  and present the generalization results on FEMNIST dataset in Figure 4. In summary, most pFL methods still achieve better results than non-personalized methods as  $s$  decreases. However, the advantages are diminishing for un-participating clients and several pFL approaches prone to fail with small  $s$ . In addition, we observe that FT increases the performance variance in client sampling cases. Although several pFL works provide convergence guarantees under mild assumptions, there remain open questions about the theoretical impact of personalized clients’ disconnection, and the design of robust pFL algorithms.

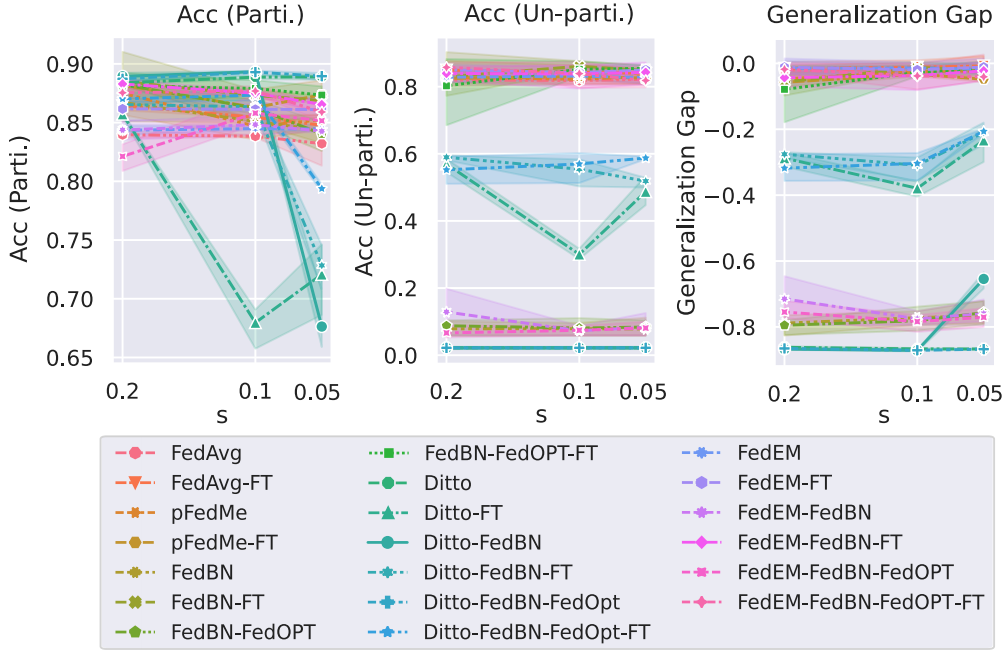


Figure 4: The accuracy results of participated, un-participated clients and generalization gap when varying the client sampling rate  $s$  on FEMNIST dataset. Models of some pFL methods degrade as  $s$  decreases such as Ditto and Ditto-FT, calling for robustness improvements of pFL. Detailed results in table format can be found in Appendix D.

## 5.2 Fairness Study

We then investigate what degrees of fairness can be achieved by pFL methods, and report the equally-weighted average of accuracy  $\overline{Acc}$ , the bottom individual accuracy  $\underline{Acc}$ , and the standard deviation  $\sigma$  across evaluated clients in Table 3. We find that the  $\overline{Acc}$  is usually smaller than the one weighted by local data size ( $\overline{Acc}$  in Table 2), indicating the client bias in existing pFL evaluation. Besides, all methods achieve much better results than the Isolated baseline, which even gains  $\underline{Acc}=0$  on SST-2 for clients having a very small data size (a few dozens), verifying the benefits of transmitting knowledge across clients. Interestingly, compared with FedAvg, pFL methods can effectively improve bottom accuracy, while they may gain larger standard deviations. An exception is Ditto-based methods on SST-2, as the parameter regularization in Ditto may fail for the complex BERT model. Across the three datasets, the  $\sigma$ s on SST-2 are much larger (at dozen-scales) than those on the image dataset ( $6.33 \sim 11.02$ ), which are larger than those on the graph dataset ( $3.06 \sim 6.26$ ), leaving room for further research to understand this difference and improve the fairness in various application domains.



Table 3: Fairness results on FEMNIST, SST-2, PUBMED datasets.  $\overline{Acc}$  indicate the equally-weighted average,  $\underline{Acc}$  indicates the bottom accuracy, and  $\sigma$  indicates the standard deviation of the average accuracy. **Bold**, underlined, **red** and **blue** indicate the same highlight manners as used in Table 2.

|                       | FEMNIST, $s = 0.2$ |             |                   | SST-2            |              |                   | PUBMED           |             |                   |
|-----------------------|--------------------|-------------|-------------------|------------------|--------------|-------------------|------------------|-------------|-------------------|
|                       | $\overline{Acc}$   | $\sigma$    | $\underline{Acc}$ | $\overline{Acc}$ | $\sigma$     | $\underline{Acc}$ | $\overline{Acc}$ | $\sigma$    | $\underline{Acc}$ |
| Isolated              | 67.08              | 10.76       | 53.16             | 59.40            | 41.29        | 0.00              | 84.67            | 6.26        | 74.63             |
| FedAvg                | 82.40              | 9.91        | 69.11             | <u>76.30</u>     | <u>22.02</u> | <u>44.85</u>      | 86.72            | <u>3.93</u> | 79.76             |
| FedAvg-FT             | 85.17              | 8.69        | 72.34             | 75.36            | 27.67        | 31.08             | 86.71            | 3.86        | 80.57             |
| pFedMe                | <u>86.50</u>       | 8.52        | <u>75.00</u>      | 65.08            | 26.59        | 27.75             | 86.35            | 4.43        | 78.76             |
| pFedMe-FT             | 87.06              | 8.02        | 75.00             | 74.36            | 27.02        | 32.49             | 85.47            | <b>3.06</b> | 80.95             |
| FedBN                 | 85.38              | <u>8.19</u> | 74.26             | <u>76.30</u>     | <u>22.02</u> | <u>44.85</u>      | <b>87.97</b>     | <u>3.42</u> | <u>81.77</u>      |
| FedBN-FT              | <u>87.65</u>       | <b>6.33</b> | <b>80.02</b>      | 68.50            | 26.83        | 29.17             | 87.02            | 3.47        | 80.13             |
| FedBN-FedOPT          | 87.27              | 7.34        | 76.87             | 65.59            | 31.07        | 22.22             | 87.43            | 4.64        | 80.81             |
| FedBN-FedOPT-FT       | 87.13              | 7.36        | <u>78.27</u>      | 68.42            | 28.18        | 30.71             | 87.02            | 3.94        | 81.78             |
| Ditto                 | <u>87.18</u>       | <u>7.52</u> | <u>78.23</u>      | 49.94            | 40.81        | 0.00              | <u>86.85</u>     | 3.98        | <u>80.44</u>      |
| Ditto-FT              | 84.30              | 8.16        | 73.95             | 54.34            | 39.26        | 0.00              | 87.10            | 3.52        | 80.46             |
| Ditto-FedBN           | <b>87.82</b>       | <u>7.19</u> | 77.78             | 49.44            | 41.80        | 0.00              | <u>87.75</u>     | 3.70        | 81.82             |
| Ditto-FedBN-FT        | 85.16              | 7.98        | 75.25             | 52.18            | 39.85        | 0.00              | 87.43            | 3.77        | 81.15             |
| Ditto-FedBN-FedOpt    | 87.64              | 7.08        | 78.23             | 55.61            | 40.43        | 1.39              | 87.27            | 3.90        | 79.14             |
| Ditto-FedBN-FedOpt-FT | 85.71              | 7.91        | 75.81             | 53.16            | 34.75        | 9.72              | 87.10            | 3.79        | 80.93             |
| FedEM                 | 82.61              | 9.57        | 69.29             | <b>76.53</b>     | <u>23.34</u> | <u>44.44</u>      | 85.05            | 4.44        | 78.51             |
| FedEM-FT              | 84.91              | 8.39        | 73.64             | 64.29            | 32.84        | 12.96             | 85.54            | 4.48        | 79.39             |
| FedEM-FedBN           | 82.94              | 9.35        | 70.43             | 75.06            | <b>18.48</b> | <b>53.33</b>      | 87.63            | 4.14        | <b>82.54</b>      |
| FedEM-FedBN-FT        | 87.09              | 9.24        | 76.36             | 64.33            | 35.72        | 8.59              | 85.68            | 4.33        | 79.44             |
| FedEM-FedBN-FedOPT    | 80.48              | 11.02       | 64.84             | 72.66            | 27.18        | 34.17             | 87.11            | 4.24        | 80.32             |
| FedEM-FedBN-FedOPT-FT | 86.23              | 8.33        | 75.44             | 58.42            | 31.21        | 17.93             | 87.16            | 3.66        | <u>82.20</u>      |

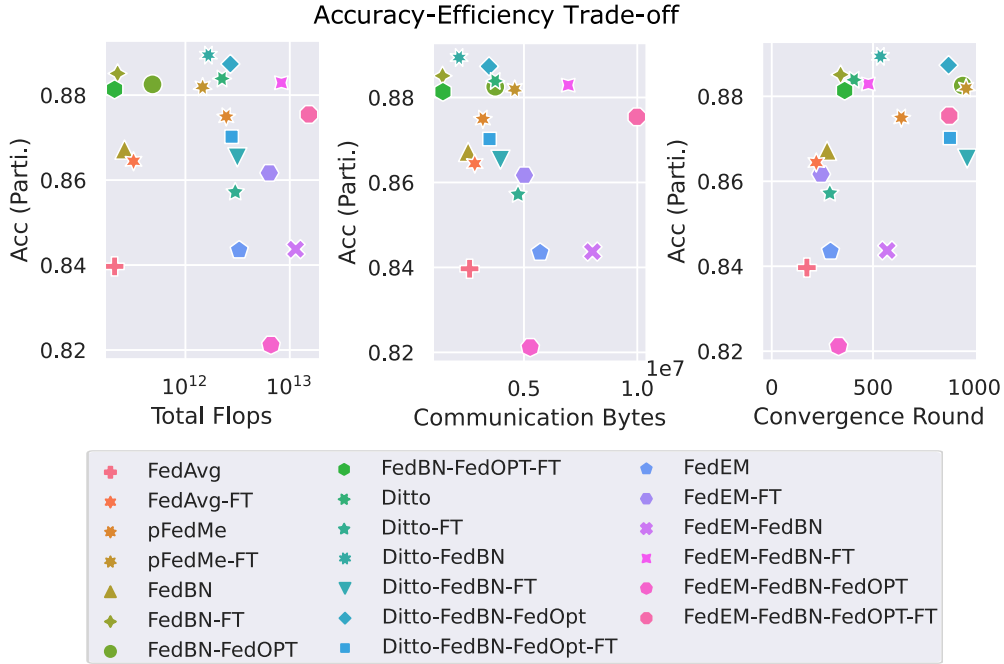


Figure 5: The trade-off between  $\underline{Acc}$  and efficiency metrics on FEMNIST dataset with client sampling rate  $s = 0.2$ . Full results for other datasets are shown in Appendix D.

### 5.3 Efficiency

To quantify the systematical payloads of personalization introduced into the FL process, we count the total FLOPs, communication bytes and convergence rounds and demonstrate the cost trade-off between these metrics and accuracy in Figure 5. Not surprisingly, pFL methods usually incur much larger computation and communication costs than non-personalized baselines, requiring more careful and efficient design for further pFL research in resource-limited scenarios. Another interesting observation is that when combined with FT or FedOpt that aggregates the clients’ model updates as pseudo-gradients for the global model, the convergence speeds are improved for some baselines such as FedEM and Ditto, showing the potential of co-optimizing from the server and local client sides.

## 6 Conclusions

In this paper, we propose a comprehensive, standardized, and extensible benchmark for personalized Federated Learning (pFL), pFL-Bench, which contains 11 datasets with a wide range of domains and unified partition manners, and more than 20 pFL baselines with pluggable and easy-to-extend pFL sub-modules. We conduct extensive and systematic comparisons and conclude that designing effective, efficient and robust pFL methods with good generalization and convergence still remains challenging. We release pFL-Bench with guaranteed maintenance for the community, and believe that pFL-Bench will benefit reproducible, fast and generalizable pFL researches and applications. In the future, we plan to incorporate other practical settings into pFL-Bench, such as heterogeneous connectivity and computation capacity of clients [39].

## References

- [1] Brendan McMahan, Eider Moore, Daniel Ramage, Seth Hampson, and Blaise Aguera y Arcas. Communication-efficient learning of deep networks from decentralized data. In *Artificial intelligence and statistics*, pages 1273–1282, 2017.
- [2] Junyuan Hong, Zhuangdi Zhu, Shuyang Yu, Zhangyang Wang, Hiroko Dodge, and Jiayu Zhou. Federated adversarial debiasing for fair and transferable representations. In *KDD*, 2021.
- [3] Yue Zhao, Meng Li, Liangzhen Lai, Naveen Suda, Damon Civin, and Vikas Chandra. Federated learning with non-iid data. *arXiv preprint arXiv:1806.00582*, 2018.
- [4] Jaehoon Oh, SangMook Kim, and Se-Young Yun. FedBABU: Toward enhanced representation for federated image classification. In *International Conference on Learning Representations*, 2022.
- [5] Yang Liu, Anbu Huang, Yun Luo, He Huang, Youzhi Liu, Yuanyuan Chen, Lican Feng, Tianjian Chen, Han Yu, and Qiang Yang. Fedvision: An online visual object detection platform powered by federated learning. In *Proceedings of the AAAI Conference on Artificial Intelligence*, volume 34, pages 13172–13179, 2020.
- [6] Benyuan Sun, Hongxing Huo, YI YANG, and Bo Bai. Partialfed: Cross-domain personalized federated learning via partial initialization. In *Advances in Neural Information Processing Systems*, volume 34, pages 23309–23320, 2021.
- [7] Andrew Hard, Kanishka Rao, Rajiv Mathews, Swaroop Ramaswamy, Françoise Beaufays, Sean Augenstein, Hubert Eichner, Chloé Kiddon, and Daniel Ramage. Federated learning for mobile keyboard prediction. *arXiv preprint arXiv:1811.03604*, 2018.
- [8] Timothy Yang, Galen Andrew, Hubert Eichner, Haicheng Sun, Wei Li, Nicholas Kong, Daniel Ramage, and Françoise Beaufays. Applied federated learning: Improving google keyboard query suggestions. *arXiv preprint arXiv:1812.02903*, 2018.
- [9] Xinghua Zhu, Jianzong Wang, Zhenhou Hong, and Jing Xiao. Empirical studies of institutional federated learning for natural language processing. In *Findings of the Association for Computational Linguistics: EMNLP 2020*, pages 625–634, 2020.
- [10] Dianbo Sui, Yubo Chen, Jun Zhao, Yantao Jia, Yuantao Xie, and Weijian Sun. Feded: Federated learning via ensemble distillation for medical relation extraction. In *Proceedings of the 2020 conference on empirical methods in natural language processing (EMNLP)*, pages 2118–2128, 2020.
- [11] Matthias Paulik, Matt Seigel, Henry Mason, Dominic Telaar, Joris Kluivers, Rogier van Dalen, Chi Wai Lau, Luke Carlson, Filip Granqvist, Chris Vandeveld, et al. Federated evaluation and tuning for on-device personalization: System design & applications. *arXiv preprint arXiv:2102.08503*, 2021.
- [12] Dhruv Guliani, Françoise Beaufays, and Giovanni Motta. Training speech recognition models with federated learning: A quality/cost framework. In *ICASSP 2021-2021 IEEE International Conference on Acoustics, Speech and Signal Processing (ICASSP)*, pages 3080–3084. IEEE, 2021.
- [13] Han Xie, Jing Ma, Li Xiong, and Carl Yang. Federated graph classification over non-iid graphs. *Advances in Neural Information Processing Systems*, 34, 2021.
- [14] Khalil Muhammad, Qinqin Wang, Diarmuid O’Reilly-Morgan, Elias Tragos, Barry Smyth, Neil Hurley, James Geraci, and Aonghus Lawlor. Fedfast: Going beyond average for faster training of federated recommender systems. In *KDD*, pages 1234–1242, 2020.
- [15] Chuhan Wu, Fangzhao Wu, Yang Cao, Yongfeng Huang, and Xing Xie. Fedgnn: Federated graph neural network for privacy-preserving recommendation. *arXiv preprint arXiv:2102.04925*, 2021.
- [16] Qian Yang, Jianyi Zhang, Weituo Hao, Gregory P Spell, and Lawrence Carin. Flop: Federated learning on medical datasets using partial networks. In *KDD*, pages 3845–3853, 2021.
- [17] Ittai Dayan, Holger R Roth, Aoxiao Zhong, Ahmed Harouni, Amilcare Gentili, Anas Z Abidin, Andrew Liu, Anthony Beardsworth Costa, Bradford J Wood, Chien-Sung Tsai, et al. Federated learning for predicting clinical outcomes in patients with covid-19. *Nature medicine*, 27(10):1735–1743, 2021.

- [18] Peter Kairouz, H. Brendan McMahan, Brendan Avent, Aurélien Bellet, Mehdi Bennis, Arjun Nitin Bhagoji, Kallista Bonawitz, Zachary Charles, Graham Cormode, Rachel Cummings, Rafael G. L. D’Oliveira, Hubert Eichner, Salim El Rouayheb, David Evans, Josh Gardner, Zachary Garrett, Adrià Gascón, Badih Ghazi, Phillip B. Gibbons, Marco Gruteser, Zaid Harchaoui, Chaoyang He, Lie He, Zhouyuan Huo, Ben Hutchinson, Justin Hsu, Martin Jaggi, Tara Javidi, Gauri Joshi, Mikhail Khodak, Jakub Konečný, Aleksandra Korolova, Farinaz Koushanfar, Sanmi Koyejo, Tancrede Lepoint, Yang Liu, Prateek Mittal, Mehryar Mohri, Richard Nock, Ayfer Özgür, Rasmus Pagh, Hang Qi, Daniel Ramage, Ramesh Raskar, Mariana Raykova, Dawn Song, Weikang Song, Sebastian U. Stich, Ziteng Sun, Ananda Theertha Suresh, Florian Tramèr, Praneeth Vepakomma, Jianyu Wang, Li Xiong, Zheng Xu, Qiang Yang, Felix X. Yu, Han Yu, and Sen Zhao. Advances and open problems in federated learning. *Foundations and Trends® in Machine Learning*, 14(1–2):1–210, 2021.
- [19] Chuizheng Meng, Sirisha Rambhatla, and Yan Liu. Cross-node federated graph neural network for spatio-temporal data modeling. In *KDD*, pages 1202–1211, 2021.
- [20] Fuxun Yu, Weishan Zhang, Zhuwei Qin, Zirui Xu, Di Wang, Chenchen Liu, Zhi Tian, and Xiang Chen. Fed2: Feature-aligned federated learning. In *KDD*, pages 2066–2074, 2021.
- [21] Virraji Mothukuri, Reza M Parizi, Seyedamin Pouriyeh, Yan Huang, Ali Dehghantaha, and Gautam Srivastava. A survey on security and privacy of federated learning. *Future Generation Computer Systems*, 115:619–640, 2021.
- [22] V. Kulkarni, Milind Kulkarni, and A. Pant. Survey of personalization techniques for federated learning. *2020 Fourth World Conference on Smart Trends in Systems, Security and Sustainability (WorldS4)*, pages 794–797, 2020.
- [23] Alysa Ziyang Tan, Han Yu, Lizhen Cui, and Qiang Yang. Towards personalized federated learning. *arXiv preprint arXiv:2103.00710*, 2021.
- [24] Peter Kairouz, H Brendan McMahan, Brendan Avent, Aurélien Bellet, Mehdi Bennis, Arjun Nitin Bhagoji, Kallista Bonawitz, Zachary Charles, Graham Cormode, Rachel Cummings, et al. Advances and open problems in federated learning. *Foundations and Trends® in Machine Learning*, 14(1–2):1–210, 2021.
- [25] Liam Collins, Hamed Hassani, Aryan Mokhtari, and Sanjay Shakkottai. Exploiting shared representations for personalized federated learning. In *ICML*, volume 139, pages 2089–2099, 18–24 Jul 2021.
- [26] Avishek Ghosh, Jichan Chung, Dong Yin, and Kannan Ramchandran. An efficient framework for clustered federated learning. In *NeurIPS*, volume 33, 2020.
- [27] Tian Li, Shengyuan Hu, Ahmad Beirami, and Virginia Smith. Ditto: Fair and robust federated learning through personalization. In *ICML*, pages 6357–6368, 2021.
- [28] Canh T. Dinh, N. H. Tran, and T. D. Nguyen. Personalized federated learning with moreau envelopes. *ArXiv*, abs/2006.08848, 2020.
- [29] Alireza Fallah, Aryan Mokhtari, and Asuman Ozdaglar. Personalized federated learning with theoretical guarantees: A model-agnostic meta-learning approach. In *NeurIPS*, volume 33, pages 3557–3568, 2020.
- [30] Qiang Yang, Yang Liu, Tianjian Chen, and Yongxin Tong. Federated machine learning: Concept and applications. *arXiv: Artificial Intelligence*, 2019.
- [31] Sai Praneeth Karimireddy, Satyen Kale, Mehryar Mohri, Sashank Reddi, Sebastian Stich, and Ananda Theertha Suresh. Scaffold: Stochastic controlled averaging for federated learning. In *ICML*, pages 5132–5143. PMLR, 2020.
- [32] Zhuangdi Zhu, Junyuan Hong, and Jiayu Zhou. Data-free knowledge distillation for heterogeneous federated learning. In *ICML*, 2021.
- [33] Sebastian Caldas, Sai Meher Karthik Duddu, Peter Wu, Tian Li, Jakub Konečný, H Brendan McMahan, Virginia Smith, and Ameet Talwalkar. Leaf: A benchmark for federated settings. *arXiv preprint arXiv:1812.01097*, 2018.
- [34] Alex Krizhevsky. Learning multiple layers of features from tiny images. Msc thesis, 2009.
- [35] Tian Li, Shengyuan Hu, Ahmad Beirami, and Virginia Smith. Ditto: Fair and robust federated learning through personalization. In *ICML*, pages 6357–6368. PMLR, 2021.

- [36] Othmane Marfoq, Giovanni Neglia, Aurélien Bellet, Laetitia Kameni, and Richard Vidal. Federated multi-task learning under a mixture of distributions. *Advances in Neural Information Processing Systems*, 34, 2021.
- [37] Aviv Shamsian, Aviv Navon, Ethan Fetaya, and Gal Chechik. Personalized federated learning using hypernetworks. *arXiv preprint arXiv:2103.04628*, 2021.
- [38] Michael Zhang, Karan Sapra, Sanja Fidler, Serena Yeung, and Jose M Alvarez. Personalized federated learning with first order model optimization. In *ICLR*, 2020.
- [39] Fan Lai, Yinwei Dai, Sanjay S. Singapuram, Jiachen Liu, Xiangfeng Zhu, Harsha V. Madhyastha, and Mosharaf Chowdhury. FedScale: Benchmarking model and system performance of federated learning at scale. In *ICML, 2022*.
- [40] Fan Lai, Xiangfeng Zhu, Harsha V. Madhyastha, and Mosharaf Chowdhury. Oort: Efficient federated learning via guided participant selection. In *USENIX Symposium on Operating Systems Design and Implementation (OSDI)*, 2021.
- [41] Honglin Yuan, Warren Richard Morningstar, Lin Ning, and Karan Singhal. What do we mean by generalization in federated learning? In *International Conference on Learning Representations*, 2022.
- [42] Enmao Diao, Jie Ding, and Vahid Tarokh. Heterofl: Computation and communication efficient federated learning for heterogeneous clients. In *ICLR*, 2021.
- [43] Sébastien Marcel and Yann Rodriguez. Torchvision the machine-vision package of torch. In *Proceedings of the 18th ACM International Conference on Multimedia*, MM '10, page 1485–1488, 2010.
- [44] Quentin Lhoest, Albert Villanova del Moral, Yacine Jernite, Abhishek Thakur, Patrick von Platen, Suraj Patil, Julien Chaumond, Mariama Drame, Julien Plu, Lewis Tunstall, Joe Davison, Mario Šaško, Gunjan Chhablani, Bhavitvya Malik, Simon Brandeis, Teven Le Scao, Victor Sanh, Canwen Xu, Nicolas Patry, Angelina McMillan-Major, Philipp Schmid, Sylvain Gugger, Clément Delangue, Théo Matussière, Lysandre Debut, Stas Bekman, Pierric Cistac, Thibault Goehringer, Victor Mustar, François Lagunas, Alexander Rush, and Thomas Wolf. Datasets: A community library for natural language processing. In *Proceedings of the 2021 Conference on Empirical Methods in Natural Language Processing: System Demonstrations*, pages 175–184, November 2021.
- [45] Muhammad Asad, Ahmed Moustafa, and Takayuki Ito. Fedopt: Towards communication efficiency and privacy preservation in federated learning. *Applied Sciences*, 10(8), 2020.
- [46] Jianyu Wang, Qinghua Liu, Hao Liang, Gauri Joshi, and H. Vincent Poor. Tackling the objective inconsistency problem in heterogeneous federated optimization. In H. Larochelle, M. Ranzato, R. Hadsell, M. F. Balcan, and H. Lin, editors, *Advances in Neural Information Processing Systems*, volume 33, pages 7611–7623. Curran Associates, Inc., 2020.
- [47] Sai Praneeth Karimireddy, Satyen Kale, Mehryar Mohri, Sashank J Reddi, Sebastian U Stich, and Ananda Theertha Suresh. Scaffold: Stochastic controlled averaging for on-device federated learning. *arXiv preprint arXiv:1910.06378*, 2019.
- [48] Tian Li, Anit Kumar Sahu, Manzil Zaheer, Maziar Sanjabi, Ameet Talwalkar, and Virginia Smith. Federated optimization in heterogeneous networks. In *Third MLSys Conference*, 2020.
- [49] Baihe Huang, Xiaoxiao Li, Zhao Song, and Xin Yang. Fl-ntk: A neural tangent kernel-based framework for federated learning analysis. In *International Conference on Machine Learning*, pages 4423–4434. PMLR, 2021.
- [50] Felix Sattler, Klaus-Robert Müller, and Wojciech Samek. Clustered federated learning: Model-agnostic distributed multitask optimization under privacy constraints. *TNNLS*, 2020.
- [51] Tian Li, Anit Kumar Sahu, Ameet Talwalkar, and Virginia Smith. Federated learning: Challenges, methods, and future directions. *IEEE Signal Processing Magazine*, 37(3):50–60, 2020.
- [52] Zheng Chai, Hannan Fayyaz, Zeshan Fayyaz, Ali Anwar, Yi Zhou, Nathalie Baracaldo, Heiko Ludwig, and Yue Cheng. Towards taming the resource and data heterogeneity in federated learning. In *2019 USENIX Conference on Operational Machine Learning (OpML 19)*, pages 19–21, 2019.

- [53] Christopher Briggs, Zhong Fan, and Peter Andras. Federated learning with hierarchical clustering of local updates to improve training on non-iid data. In *IJCNN*, pages 1–9. IEEE, 2020.
- [54] Zheng Chai, Ahsan Ali, Syed Zawad, Stacey Truex, Ali Anwar, Nathalie Baracaldo, Yi Zhou, Heiko Ludwig, Feng Yan, and Yue Cheng. Tiff: A tier-based federated learning system. In *Proceedings of the 29th International Symposium on High-Performance Parallel and Distributed Computing*, pages 125–136, 2020.
- [55] Virginia Smith, Chao-Kai Chiang, Maziar Sanjabi, and Ameet Talwalkar. Federated Multi-Task Learning. In *NeurIPS*, volume 30, pages 4427–4437, 2017.
- [56] Luca Corinzia and Joachim M. Buhmann. Variational federated multi-task learning, 2019.
- [57] Yutao Huang, Lingyang Chu, Zirui Zhou, Lanjun Wang, Jiangchuan Liu, Jian Pei, and Yong Zhang. Personalized cross-silo federated learning on non-iid data. In *AAAI*, volume 35, pages 7865–7873, 2021.
- [58] Othmane Marfoq, Giovanni Neglia, Aurélien Bellet, Laetitia Kameni, and Richard Vidal. Federated multi-task learning under a mixture of distributions. *NeurIPS*, 34, 2021.
- [59] Michael Zhang, Karan Sapra, Sanja Fidler, Serena Yeung, and Jose M. Alvarez. Personalized federated learning with first order model optimization. In *International Conference on Learning Representations*, 2021.
- [60] Filip Hanzely, Slavomír Hanzely, Samuel Horváth, and Peter Richtárik. Lower bounds and optimal algorithms for personalized federated learning. In *34th Conference on Neural Information Processing Systems (NeurIPS 2020)*, 2020.
- [61] Idan Achituve, Aviv Shamsian, Aviv Navon, Gal Chechik, and Ethan Fetaya. Personalized federated learning with gaussian processes. *Advances in Neural Information Processing Systems*, 34, 2021.
- [62] Tao Lin, Lingjing Kong, Sebastian U Stich, and Martin Jaggi. Ensemble distillation for robust model fusion in federated learning. *NeurIPS*, 33, 2020.
- [63] Kaan Ozkara, Navjot Singh, Deepesh Data, and Suhas Diggavi. Quped: Quantized personalization via distillation with applications to federated learning. In A. Beygelzimer, Y. Dauphin, P. Liang, and J. Wortman Vaughan, editors, *Advances in Neural Information Processing Systems*, 2021.
- [64] Mikhail Khodak, Maria-Florina F Balcan, and Ameet S Talwalkar. Adaptive gradient-based meta-learning methods. In *NeurIPS*, pages 5917–5928, 2019.
- [65] Yihan Jiang, Jakub Konečný, Keith Rush, and Sreeram Kannan. Improving Federated Learning Personalization via Model Agnostic Meta Learning. *arXiv:1909.12488*, 2019.
- [66] Karan Singhal, Hakim Sidahmed, Zachary Garrett, Shanshan Wu, John Rush, and Sushant Prakash. Federated reconstruction: Partially local federated learning. *Advances in Neural Information Processing Systems*, 34, 2021.
- [67] Durmus Alp Emre Acar, Yue Zhao, Ruizhao Zhu, Ramon Matas, Matthew Mattina, Paul Whatmough, and Venkatesh Saligrama. Debiasing model updates for improving personalized federated training. In *International Conference on Machine Learning*, pages 21–31. PMLR, 2021.
- [68] Hongwei Yang, Hui He, Weizhe Zhang, and Xiaochun Cao. FedSteg: A Federated Transfer Learning Framework for Secure Image Steganalysis. *IEEE TNSE*, 2020.
- [69] Chaoyang He, Murali Annavaram, and Salman Avestimehr. Group knowledge transfer: Federated learning of large cnns at the edge. *NeurIPS*, 33, 2020.
- [70] Jie Zhang, Song Guo, Xiaosong Ma, Haozhao Wang, Wenchao Xu, and Feijie Wu. Parameterized knowledge transfer for personalized federated learning. In *NeurIPS*, volume 34, 2021.
- [71] Keith Bonawitz, Hubert Eichner, Wolfgang Grieskamp, Dzmitry Huba, Alex Ingerman, Vladimir Ivanov, Chloe Kiddon, Jakub Konečný, Stefano Mazzocchi, Brendan McMahan, et al. Towards federated learning at scale: System design. *Proceedings of Machine Learning and Systems*, 1:374–388, 2019.

- [72] Daniel J Beutel, Taner Topal, Akhil Mathur, Xinchi Qiu, Titouan Parcollet, and Nicholas D Lane. Flower: A friendly federated learning research framework. *arXiv preprint arXiv:2007.14390*, 2020.
- [73] Chaoyang He, Songze Li, Jinhyun So, Mi Zhang, Hongyi Wang, Xiaoyang Wang, Praneeth Vepakomma, Abhishek Singh, Hang Qiu, Li Shen, Peilin Zhao, Yan Kang, Yang Liu, Ramesh Raskar, Qiang Yang, Murali Annaram, and Salman Avestimehr. Fedml: A research library and benchmark for federated machine learning. *arXiv preprint arXiv:2007.13518v4*, 2020.
- [74] Bill Yuchen Lin, Chaoyang He, Zihan Zeng, Hulin Wang, Yufen Huang, M. Soltanolkotabi, Xiang Ren, and S. Avestimehr. Fednlp: A research platform for federated learning in natural language processing. In *arXiv cs.CL 2104.08815*, 2021.
- [75] Zhen Wang, Weirui Kuang, Yuexiang Xie, Liuyi Yao, Yaliang Li, Bolin Ding, and Jingren Zhou. Federatedscope-gnn: Towards a unified, comprehensive and efficient package for federated graph learning. *arXiv preprint arXiv:2204.05562*, 2022.
- [76] Yishay Mansour, Mehryar Mohri, Jae Ro, and Ananda Theertha Suresh. Three approaches for personalization with applications to federated learning. *arXiv preprint arXiv:2002.10619*, 2020.
- [77] Yuyang Deng, Mohammad Mahdi Kamani, and Mehrdad Mahdavi. Adaptive personalized federated learning. *arXiv preprint arXiv:2003.13461*, 2020.
- [78] Filip Hanzely and Peter Richtárik. Federated learning of a mixture of global and local models. 2020.
- [79] Sashank J. Reddi, Zachary Charles, Manzil Zaheer, Zachary Garrett, Keith Rush, Jakub Konečný, Sanjiv Kumar, and Hugh Brendan McMahan. Adaptive federated optimization. In *ICLR*, 2021.
- [80] Canh T Dinh, Nguyen H Tran, and Tuan Dung Nguyen. Personalized federated learning with moreau envelopes. In *NeurIPS*, 2020.
- [81] Paul Pu Liang, Terrance Liu, Liu Ziyin, Ruslan Salakhutdinov, and Louis-Philippe Morency. Think locally, act globally: Federated learning with local and global representations. *arXiv preprint arXiv:2001.01523*, 2020.
- [82] Aviv Shamsian, Aviv Navon, Ethan Fetaya, and Gal Chechik. Personalized federated learning using hypernetworks. In Marina Meila and Tong Zhang, editors, *ICML*, volume 139, pages 9489–9502, 7 2021.
- [83] Iulia Turc, Ming-Wei Chang, Kenton Lee, and Kristina Toutanova. Well-read students learn better: On the importance of pre-training compact models. *arXiv preprint arXiv:1908.08962v2*, 2019.
- [84] Keyulu Xu, Weihua Hu, Jure Leskovec, and Stefanie Jegelka. How powerful are graph neural networks? In *International Conference on Learning Representations*, 2019.
- [85] Yehuda Koren, Robert Bell, and Chris Volinsky. Matrix factorization techniques for recommender systems. *Computer*, 42(8):30–37, 2009.
- [86] Thomas Wolf, Lysandre Debut, Victor Sanh, Julien Chaumond, Clement Delangue, Anthony Moi, Pierric Cistac, Tim Rault, Rémi Louf, Morgan Funtowicz, Joe Davison, Sam Shleifer, Patrick von Platen, Clara Ma, Yacine Jernite, Julien Plu, Canwen Xu, Teven Le Scao, Sylvain Gugger, Mariama Drame, Quentin Lhoest, and Alexander M. Rush. Transformers: State-of-the-art natural language processing. In *Proceedings of the 2020 Conference on Empirical Methods in Natural Language Processing: System Demonstrations*, pages 38–45, October 2020.
- [87] Yutao Huang, Lingyang Chu, Zirui Zhou, Lanjun Wang, Jiangchuan Liu, Jian Pei, and Yong Zhang. Personalized cross-silo federated learning on non-iid data. In *Proceedings of the AAAI Conference on Artificial Intelligence*, volume 35, pages 7865–7873, 2021.
- [88] Xiaoxiao Li, Meirui JIANG, Xiaofei Zhang, Michael Kamp, and Qi Dou. FedBN: Federated learning on non-IID features via local batch normalization. In *ICLR*, 2021.
- [89] Yuexiang Xie, Zhen Wang, Daoyuan Chen, Dawei Gao, Liuyi Yao, Weirui Kuang, Yaliang Li, Bolin Ding, and Jingren Zhou. Federatedscope: A flexible federated learning platform for heterogeneity. *arXiv preprint arXiv:2204.05011*, 2022.

- [90] Gregory Cohen, Saeed Afshar, Jonathan Tapson, and Andre Van Schaik. Emnist: Extending mnist to handwritten letters. In *IJCNN*, pages 2921–2926. IEEE, 2017.
- [91] Alex Wang, Amanpreet Singh, Julian Michael, Felix Hill, Omer Levy, and Samuel R Bowman. Glue: A multi-task benchmark and analysis platform for natural language understanding. *arXiv preprint arXiv:1804.07461*, 2018.
- [92] Alex Warstadt, Amanpreet Singh, and Samuel R Bowman. Neural network acceptability judgments. *Transactions of the Association for Computational Linguistics*, 7:625–641, 2019.
- [93] Richard Socher, Alex Perelygin, Jean Wu, Jason Chuang, Christopher D Manning, Andrew Y Ng, and Christopher Potts. Recursive deep models for semantic compositionality over a sentiment treebank. In *Proceedings of the 2013 conference on empirical methods in natural language processing*, pages 1631–1642, 2013.
- [94] Andrew Kachites McCallum, Kamal Nigam, Jason Rennie, and Kristie Seymore. Automating the construction of internet portals with machine learning. *Information Retrieval*, 3(2):127–163, 2000.
- [95] Vincent D Blondel, Jean-Loup Guillaume, Renaud Lambiotte, and Etienne Lefebvre. Fast unfolding of communities in large networks. *Journal of statistical mechanics: theory and experiment*, 2008(10):P10008, 2008.
- [96] Galileo Namata, Ben London, Lise Getoor, Bert Huang, and U Edu. Query-driven active surveying for collective classification. In *10th International Workshop on Mining and Learning with Graphs*, volume 8, page 1, 2012.
- [97] Lise Getoor. Link-based classification. In *Advanced methods for knowledge discovery from complex data*, pages 189–207. Springer, 2005.
- [98] F Maxwell Harper and Joseph A Konstan. The movielens datasets: History and context. *Acm transactions on interactive intelligent systems (tiis)*, 5(4):1–19, 2015.
- [99] Zitao Li, Bolin Ding, Ce Zhang, Ninghui Li, and Jingren Zhou. Federated matrix factorization with privacy guarantee. *Proceedings of the VLDB Endowment*, 15(4):900–913, 2021.
- [100] Alireza Fallah, Aryan Mokhtari, and Asuman Ozdaglar. Personalized federated learning: A meta-learning approach. *arXiv preprint arXiv:2002.07948*, 2020.
- [101] Lisha Li, Kevin G Jamieson, Giulia DeSalvo, Afshin Rostamizadeh, and Ameet Talwalkar. Hyperband: Bandit-based configuration evaluation for hyperparameter optimization. In *ICLR (Poster)*, 2017.



## Appendices for the Paper: pFL-Bench: A Comprehensive Benchmark for Personalized Federated Learning

We provide more details and experimental results for pFL-Bench in the appendices:

- Sec.A: the details of adopted datasets and models (*e.g.*, tasks, heterogeneous partitions, and model architectures), and the extensions for other datasets and models with pFL-Bench.
- Sec.B: detailed introduction of baselines in our experiments.
- Sec.C: implementation details including the experimental environments and hyper-parameters.
- Sec.D: more experimental results in terms of generalization (Sec. D.1), fairness (Sec. D.2) and efficiency (Sec.D.3) for all the used datasets.

### A Datasets and Models

**Experimental Datasets.** We present detailed introductions of the 11 publicly available datasets used in pFL-Bench. These datasets are popular in the corresponding fields, and cover a wide range of domains, scales, partition manners, and Non-IID degrees.

- The Federated Extended MNIST (**FEMNIST**) is a widely used FL dataset for 62-class handwritten character recognition [33]. The original FEMNIST dataset contains 3,550 clients and each client corresponds to a character writer from EMNIST [90]. Following [13], we adopt the sub-sampled version in FL-Bench, which contains 200 clients and totally 43,400 images with resolution of 28x28 pixels, and the dataset is randomly split into train/valid/test sets with ratio 3:1:1. In pFL-Bench, we use this dataset to vary the client sampling rate in FL courses as shown in Figure 2 in the main body of the paper.
- **CIFAR10** is a popular dataset for 10-class image classification containing 60,000 colored images with resolution of 32x32 pixels. Follow the heterogeneous partition manners used in [58, 33, 42, 29], we use Dirichlet allocation to split this datasets into 100 clients with different Dirichlet factors as  $\alpha = [5, 0.5, 0.1]$  (a smaller  $\alpha$  indicates a higher heterogeneous degree). We split the dataset into train/valid/test sets with ratio 4:1:1.
- Corpus of Linguistic Acceptability (**COLA**) is a textual classification datasets from [91, 92], which contains 9,600 English sentences labeled with grammatical correctness. In pFL-Bench, this dataset is partitioned into 50 clients via Dirichlet allocation with  $\alpha = 0.4$ . We split the dataset into train/valid/test sets with a ratio of about 7:2:1.
- The Stanford Sentiment Treebank (**SST-2**) is a sentiment classification dataset from [91, 93], which contains 68,200 movie reviews sentences labeled with human sentiment. Similar to COLA, in pFL-Bench, this dataset is partitioned into 50 clients with Dirichlet allocation and  $\alpha = 0.4$ . The train/valid/test sets are with a ratio of about 60:15:1. For **COLA** and **SST-2**, since the test subsets from GLUE [91] are unlabeled (private in the GLUE server), we made new train/val/test partitions different from GLUE versions.
- The **Cora** dataset is a citation network that contains 2,708 nodes and 5,429 edges, in which each node indicates a scientific publication classified into one of seven classes [94]. Following FS-G [75], we split it into 5 clients using a community detection algorithm, Louvain [95]. The train/valid/test sets are with ratio about 3:1:1.
- The **Pubmed** dataset contains 19,717 nodes and 44,338 edges. The nodes indicate scientific publications classified into one of three classes [96]. Following FS-G [75], we split it into 5 clients with Louvain community partition. The train/valid/test sets are with a ratio of about 3:1:5.
- The **Citeseer** dataset is a citation network that contains 3,312 nodes and 4,732 edges, in which each node indicates a scientific publication classified into one of six classes [97]. Following FS-G [75], we split it into 5 clients with Louvain community partition. The train/valid/test sets are with a ratio of about 4:1:1.
- The **Movielens1M** contains 1,000,209 ratings from 6,040 users and 3,900 movies [98]. Following the horizontal partition manner used in [99], in pFL-Bench, we split this dataset into 1,000 clients according to the *users*. The train/valid/test sets with ratio about 14:3:3.

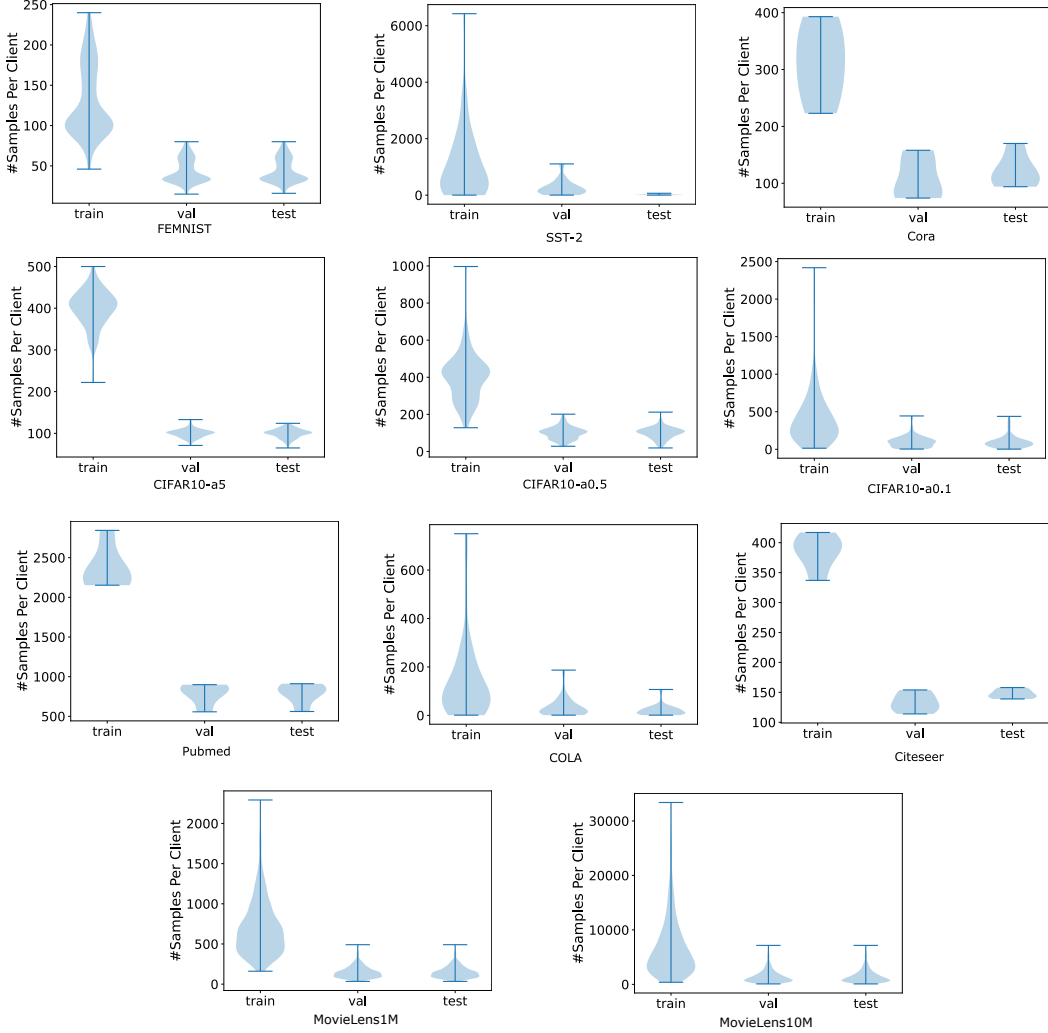


Figure 6: The violin plot of number of samples per client for all the adopted datasets.

- The **MovieLens10M** contains 10,000,054 ratings from 71,567 users and 10,681 movies [98]. Following the vertical partition manner used in [99], in pFL-Bench, we split this dataset into 1,000 clients according to the *items*. The train/valid/test sets are with ratio about 14:3:3.

For all these experimental datasets, we randomly select 20% clients as new clients that do not participate in the FL courses. We summarize some statistics in Table 1 in the main body of the paper. Besides, we illustrate the violin plot of data size per client in Figure 6, and the label skew visualization of certain datasets in Figure 7. All these results show diverse properties across the adopted FL datasets in pFL-Bench, enabling comprehensive comparisons among different methods.

**Models** To align with previous works [79, 58, 80, 81, 82], we preset a 2-layer CNN for FEMNIST and CIFAR10. Specifically, the model consists of two convolutional layers with  $5 \times 5$  kernels, max pooling, batch normalization, ReLU activation, and two dense layers. The hidden size is 2,048 and 512 for FEMNIST and CIFAR10 respectively. For the COLA and SST-2 datasets, we preset the pre-trained BERT-Tiny model from [83], which contains 2-layer Transformer encoders with a hidden size of 128. For the graph datasets, we preset the graph isomorphism neural network, GIN [84], which contains 2-layer convolutions with batch normalization, the hidden size of 64, and dropout rate of 0.5. For the recommendation datasets, we preset the Matrix Factorization (MF) model [85] with a hidden size of 20 for user and item embeddings.

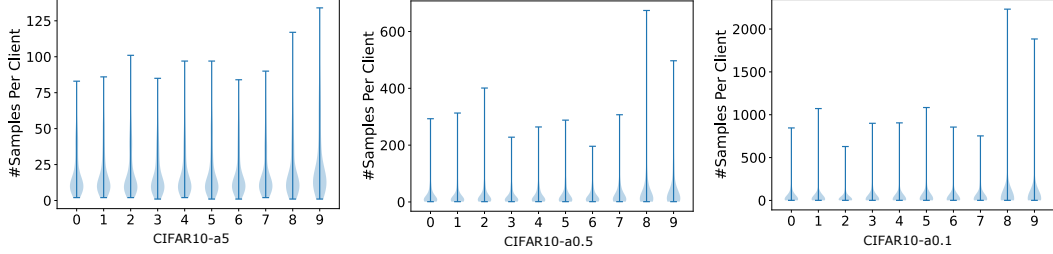


Figure 7: The label skew visualization in terms of number of labels per client for the CIFAR-10 datasets with different Dirichlet allocation factor  $\alpha$ s.

**Extension.** We note that besides the experimental datasets and models introduced above, our code-base is compatible with a large number of datasets from other public popular DataZoo and ModelZoo. We provide the unified dataset, dataloader, and model I/O interfaces with carefully designed modularity, which enables users to easily register and extend the datasets/models with simple and flexible configuration, such as different heterogeneous partition manners, number of clients, new client ratio, model types and model parameter dimensions. Currently, we support datasets from LEAF [33], Torchvision [43], Huggingface datasets [44], FederatedScope (FS) [13] and FederatedScope-GNN (FS-G) [75]; and models from Torchvision [43], Huggingface [86], FS [13] and FS-G [75].

## B Baselines

We present detailed introductions of the baselines in pFL-Bench, which conveys a range of popular and SOTA methods in three categories including **Non-pFL methods**, **pFL methods** and **Combined method variants**.

The following **Non-pFL methods** are considered in pFL-Bench:

- The *Global-Train* method refers to training only a centralized model from all data merged from all clients.
- The *Isolated* method indicates that every client trains its’ client-specific model without FL communication. The *Global-Train* and *Isolated* methods provide a good reference to examine the benefits of pFL processes. For these two methods, we omit the un-participated clients.
- In addition, we include the classical *FedAvg* [1] that average gradients weighted by data size of clients in each FL round.
- The *FedOpt* [45] algorithm is also considered, which generalizes FedAvg by introducing an optimizer for the FL server. We use the SGD as the server optimizer for FedOpt and search its learning rate.

**pFL methods.** We consider the following representative SOTA methods:

- *FedBN* [88] is a simple yet effective pFL method aiming to handle the feature shift Non-IID challenge. It locally maintains the clients’ batch normalization parameters without FL communication and aggregation. In pFL-Bench, we generalize FedBN into the Transformer model by filtering out the layer normalization parameters.
- The *Ditto* [35] is a pFL method aiming to improve the fairness and robustness of FL. For each client, Ditto maintains the local personalized model and global model at the same time. The global model is trained with the same produce in FedAvg and the local model is trained with a personalized regularization according to the global model parameters.
- The *pFedMe* [80] is a meta-learning based method and also regularizes the local models according to the global model parameters. The authors propose to use Moreau envelopes based regularization to reduce the complexity caused by Hessian matrix computation, which is required by some meta-learning based pFL methods such as Per-FedAvg [100].

- The pFL-Bench contains a multi-model based pFL method *FedEM*, [58], which assumes the local data distribution is a mixture of multiple underlying distributions. It learns a mixture of multiple local models with Expectation-Maximization algorithm to deal with the data heterogeneity, and can be easily extended to several clustering based and multi-task learning based method pFL methods. In our experiments, we use 3 internal models for FedEM according to the authors’ default choice.

**Combined method variants.** It is worth noting that we provide pluggable re-implementations of numerous existing methods in pFL-Bench. This modularity enables users can pick different personalized objects and behaviors to form a pFL approach variant. We combine *FedBN*, *FedOpt*, and *Fine-tuning (FT)* with other compatible baselines. The *FedBN* combination indicates to make the batch/layer normalization parameters personalized and locally maintained. The *FedOpt* combination indicates introducing the server optimizer into the FL courses. The *Fine-tuning (FT)* combination indicates fine-tuning the local models with a few steps before evaluation within the FL courses.

To facilitate fine-grained ablations and systematic pFL study, we finally compare more than 20 pFL method variants in the experiments. We will add more pFL methods into pFL-Bench in the future.

## C Implementation

**Enviroments.** We implement pFL-Bench based on the FS [13] package and PyTorch. The experiments are conducted on a cluster of 8 Tesla V100 and 64 NVIDIA GeForce GTX 1080 Ti GPUs, each machine with 380G memory and Xeon Platinum 8163 2.50GHz CPU containing 96 cores. Our experiments are conducted in the containerized environments with Ubuntu18.04.

We provide versioned *DockerFiles*, the built docker images and experimental datasets in our website with Aliyun storage service.<sup>1</sup> The pFL-Bench and the underlying FS [13] package is continuously developed and maintained by Data Analytics and Intelligence Lab (DAIL) of DAMO Academy. We will actively fix potential issues, track updates and Github release.

**Hyper-parameters.** For fair comparisons, we first use wandb sweep<sup>2</sup> with the hyper-parameter searching (HPO) algorithm, HyperBand [101], to find the best hyper-parameters for all the baselines on all datasets. The validation sets are used and we employ early stopping with a large number of total FL rounds  $T$ . We set this hyper-parameter to make almost all methods converge within  $T$  rounds. Specifically, for FEMNIST, CIFAR10, Movielens-1M and Movielens-10M, we set  $T = 1,000$ . For Cola, SST-2, Pubmed, Cora and Citeseer, we set  $T = 500$ . The batch size is set to be 32 for image datasets, 64 for textual datasets, and 1,024 for the recommendation datasets respectively. For graph datasets, we adopt full batch training. For all methods, we search the local update steps (*i.e.*, the number of local training epochs in each FL round) from [1, 3, 6]. For the local SGD learning rate, we search from [0.05, 0.005, 0.5, 0.01, 0.1, 1, 2]. For FedOpt, we search the server learning rate from [0.05, 0.1, 0.5, 1.5]. For pFedMe, we search the personalized regularization weight from [0.05, 0.1, 0.2, 0.9] and its local meta-learning step from [1, 3]. For FedEM, we set its number of mixture models as 3. For Ditto, we search its personalized regularization weight from [0.05, 0.1, 0.2, 0.5, 0.8].

To enable easily reproducible research, we provide standardized and documented scripts including the HPO scripts, the experiments running scripts and searched best configuration files in our code-base (see the link in the above paragraph).

## D Additional Experimental Results

### D.1 Generalization

The generalization results for FEMNIST, SST-2 and PUBMED are shown in the Table 2 and Figure 4 in the main body of the paper. Here we present the results for other datasets including all the textual datasets (Table 4), all the graph datasets (Table 5), and all the recommendation datasets (Table 6). We note that FedOpt may gain bad results on some datasets when the models contain batch/layer

<sup>1</sup>[https://github.com/alibaba/FederatedScope/tree/master/benchmark/pFL\\_Bench](https://github.com/alibaba/FederatedScope/tree/master/benchmark/pFL_Bench)

<sup>2</sup><https://docs.wandb.ai/sweeps>

Table 4: Accuracy results for both participated clients and un-participated clients on COLA and SST-2 datasets.  $\overline{Acc}$  indicates the accuracy average weighted by the local data samples,  $\widetilde{Acc}$  indicates the accuracy of un-participated clients, and  $\Delta$  indicates the participation generalization gap. **Bold** and underlined indicate the best and second-best results among all compared methods, while **red** and **blue** indicate the best and second-best results for original methods without combination “-”.

|                       | COLA             |                   |              | SST-2            |                   |              |
|-----------------------|------------------|-------------------|--------------|------------------|-------------------|--------------|
|                       | $\overline{Acc}$ | $\widetilde{Acc}$ | $\Delta$     | $\overline{Acc}$ | $\widetilde{Acc}$ | $\Delta$     |
| Global-Train          | 69.06            | -                 | -            | <b>80.57</b>     | -                 | -            |
| Isolated              | 55.96            | -                 | -            | 60.82            | -                 | -            |
| FedAvg                | <b>71.85</b>     | <b>63.49</b>      | -8.36        | 74.88            | <b>80.24</b>      | <b>5.36</b>  |
| FedAvg-FT             | 68.29            | 58.66             | -9.63        | 74.14            | <b>83.28</b>      | 9.13         |
| FedOpt                | 71.85            | 59.62             | -12.23       | 72.28            | <u>83.06</u>      | 10.78        |
| FedOpt-FT             | 62.59            | 47.82             | -14.77       | 65.77            | 80.02             | 14.25        |
| pFedMe                | <b>74.40</b>     | <b>67.64</b>      | <b>-6.76</b> | 71.27            | 69.34             | -1.92        |
| pFedMe-FT             | <b>78.47</b>     | <b>76.33</b>      | -2.14        | 75.61            | 66.48             | -9.13        |
| FedBN                 | <b>71.85</b>     | <b>63.49</b>      | -8.36        | 74.88            | <b>75.40</b>      | <b>0.52</b>  |
| FedBN-FT              | 66.71            | 49.87             | -16.84       | 68.81            | 82.43             | 13.63        |
| FedBN-FedOPT          | 71.85            | 62.48             | -9.37        | 64.70            | 65.50             | 0.81         |
| FedBN-FedOPT-FT       | 67.48            | 57.59             | -9.90        | 68.65            | 70.56             | 1.91         |
| Ditto                 | 55.46            | 49.90             | <b>-5.56</b> | 52.03            | 46.79             | -5.24        |
| Ditto-FT              | 72.11            | 52.15             | -19.96       | 56.49            | 65.50             | 9.01         |
| Ditto-FedBN           | 70.69            | 49.90             | -20.79       | 56.03            | 46.79             | -9.24        |
| Ditto-FedBN-FT        | 72.66            | 53.44             | -19.21       | 53.15            | 66.49             | 13.34        |
| Ditto-FedBN-FedOpt    | 50.25            | 49.90             | -0.35        | 57.67            | 46.79             | -10.88       |
| Ditto-FedBN-FedOpt-FT | 55.01            | 58.22             | <b>3.21</b>  | 52.89            | 66.49             | 13.60        |
| FedEM                 | <b>71.85</b>     | <b>63.49</b>      | -8.36        | <b>75.78</b>     | 67.67             | -8.11        |
| FedEM-FT              | 54.90            | 48.29             | -6.61        | 64.86            | 81.63             | <b>16.77</b> |
| FedEM-FedBN           | 71.44            | 63.99             | -7.45        | 75.43            | 62.81             | -12.62       |
| FedEM-FedBN-FT        | 57.62            | 58.88             | 1.26         | 64.96            | 81.04             | <u>16.08</u> |
| FedEM-FedBN-FedOPT    | 71.85            | 62.82             | -9.03        | 72.25            | 64.69             | <u>-7.56</u> |
| FedEM-FedBN-FedOPT-FT | 57.23            | 58.88             | <u>1.65</u>  | 62.26            | 73.87             | 11.61        |

normalization parameters. Besides, for the recommendation datasets, we have not compared the FedBN based methods as the used MF models do not contain batch/layer normalization parameters.

## D.2 Fairness

The fairness results for FEMNIST, SST-2 and PUBMED are listed in Table 3 in the main body of the paper. Here we present the results for other datasets, including all the textual datasets (Table 7), all the graph datasets (Table 8), and all the recommendation datasets (Table 9).

## D.3 Efficiency

The efficiency-accuracy trade-off results for FEMNIST are plotted in Figure 5 in the main body of the paper. Here we present more efficiency-accuracy trade-off results for the experimental datasets, including the FEMNIST datasets with different client sampling rates (Table 10 and Table 11), CIFAR-10 datasets with different  $\alpha$  (Table 12 and Table 13), all the textual datasets (Table 14 and Table 15), all the textual datasets (Table 17 and Table 18), and all the recommendation datasets (Table 19 and Table 16).

Table 5: Accuracy results for both participated clients and un-participated clients on Pubmed, Cora and Citeseer datasets.  $\overline{Acc}$  indicates the accuracy average weighted by the local data samples,  $\widetilde{Acc}$  indicates the accuracy of un-participated clients, and  $\Delta$  indicates the participation generalization gap. **Bold** and underlined indicate the best and second-best results among all compared methods, while **red** and **blue** indicate the best and second-best results for original methods without combination “-”.

|                       | PUBMED           |                   |          | CORA             |                   |              | CITSEER          |                   |          |
|-----------------------|------------------|-------------------|----------|------------------|-------------------|--------------|------------------|-------------------|----------|
|                       | $\overline{Acc}$ | $\widetilde{Acc}$ | $\Delta$ | $\overline{Acc}$ | $\widetilde{Acc}$ | $\Delta$     | $\overline{Acc}$ | $\widetilde{Acc}$ | $\Delta$ |
| Global-Train          | 87.01            | -                 | -        | <b>86.10</b>     | -                 | -            | 74.03            | -                 | -        |
| Isolated              | 85.56            | -                 | -        | 82.48            | -                 | -            | 69.83            | -                 | -        |
| FedAvg                | <b>87.27</b>     | <b>72.63</b>      | -14.64   | 81.30            | <b>72.14</b>      | -9.16        | <b>75.58</b>     | <b>59.83</b>      | -15.74   |
| FedAvg-FT             | 87.21            | <u>79.78</u>      | -7.43    | 82.07            | 75.84             | <u>-6.22</u> | 75.63            | 66.07             | -9.57    |
| FedOpt                | 67.38            | 53.84             | -13.54   | 70.70            | 59.58             | -11.12       | 71.59            | 55.16             | -16.43   |
| FedOpt-FT             | 82.36            | 64.09             | -18.27   | 82.68            | 62.17             | -20.51       | 74.34            | 62.36             | -11.99   |
| pFedMe                | 86.91            | <b>71.64</b>      | -15.27   | 83.18            | 70.13             | -13.05       | 75.30            | 58.45             | -16.85   |
| pFedMe-FT             | 85.71            | 77.07             | -8.64    | 82.11            | 71.48             | -10.63       | 75.35            | 62.14             | -13.20   |
| FedBN                 | <b>88.49</b>     | 52.53             | -35.95   | <b>84.13</b>     | 57.33             | -26.80       | <b>75.80</b>     | 51.29             | -24.51   |
| FedBN-FT              | 87.45            | <b>80.36</b>      | -7.09    | 76.20            | 64.13             | -12.07       | 75.07            | 64.20             | -10.87   |
| FedBN-FedOPT          | 87.87            | 42.72             | -45.15   | 84.64            | 53.27             | -31.37       | 76.20            | 50.34             | -25.86   |
| FedBN-FedOPT-FT       | 87.54            | 77.07             | -10.47   | 84.10            | 68.14             | -15.96       | <b>76.70</b>     | 62.84             | -13.86   |
| Ditto                 | <b>87.27</b>     | 2.84              | -84.43   | 83.67            | 14.53             | -69.14       | 74.79            | 14.52             | -60.27   |
| Ditto-FT              | 87.47            | 35.03             | -52.44   | 81.47            | 72.64             | -8.84        | 76.47            | 39.27             | -37.20   |
| Ditto-FedBN           | 88.18            | 2.84              | -85.34   | 81.38            | 14.53             | -66.84       | 75.35            | 14.52             | -60.83   |
| Ditto-FedBN-FT        | 87.83            | 28.52             | -59.30   | 83.25            | 65.87             | -17.38       | 75.97            | 36.51             | -39.46   |
| Ditto-FedBN-FedOpt    | 87.81            | 2.84              | -84.97   | 82.54            | 14.53             | -68.01       | 75.07            | 14.52             | -60.55   |
| Ditto-FedBN-FedOpt-FT | 87.60            | 18.18             | -69.42   | 82.00            | 70.75             | -11.25       | 76.42            | 48.99             | -27.43   |
| FedEM                 | 85.64            | 71.12             | -14.52   | 81.92            | <b>72.02</b>      | -9.90        | 75.41            | <b>59.60</b>      | -15.81   |
| FedEM-FT              | 85.88            | 78.08             | -7.80    | 77.32            | <b>79.45</b>      | <b>2.13</b>  | 72.71            | 66.77             | -5.94    |
| FedEM-FedBN           | 88.12            | 48.64             | -39.48   | <u>85.07</u>     | 50.98             | -34.09       | 74.90            | 41.55             | -33.35   |
| FedEM-FedBN-FT        | 86.38            | 72.02             | -14.35   | 84.61            | 76.77             | -7.83        | 75.29            | <u>68.38</u>      | -6.91    |
| FedEM-FedBN-FedOPT    | 87.56            | 42.37             | -45.19   | 84.68            | 56.45             | -28.24       | 76.08            | 53.81             | -22.27   |
| FedEM-FedBN-FedOPT-FT | 87.49            | 72.39             | -15.09   | 85.02            | <u>76.97</u>      | -8.05        | <u>76.59</u>     | <b>68.62</b>      | -7.96    |

Table 6: Accuracy results for both participated clients and un-participated clients on Movielens-1M and Movielens-10M datasets.  $\overline{Loss}$  indicates the loss average weighted by the local data samples,  $\widetilde{Loss}$  indicates the loss of un-participated clients, and  $\Delta$  indicates the participation generalization gap. **Bold** and underlined indicate the best and second-best results among all compared methods, while **red** and **blue** indicate the best and second-best results for original methods without combination “-”.

|                  | Movielens-1M      |                    |              | Movielens-10M     |                    |              |
|------------------|-------------------|--------------------|--------------|-------------------|--------------------|--------------|
|                  | $\overline{Loss}$ | $\widetilde{Loss}$ | $\Delta$     | $\overline{Loss}$ | $\widetilde{Loss}$ | $\Delta$     |
| Global-Train     | <b>0.78</b>       | -                  | -            | <b>0.67</b>       | -                  | -            |
| Isolated         | 10.35             | -                  | -            | 11.48             | -                  | -            |
| FedAvg           | 0.84              | <b>14.17</b>       | <b>13.33</b> | <b>0.70</b>       | <b>13.39</b>       | 12.68        |
| FedAvg-FT        | 0.84              | 9.76               | 8.92         | 0.71              | <b>11.07</b>       | <u>10.36</u> |
| FedAvg-FT-FedOpt | 0.85              | 5.15               | 4.31         | 0.73              | <u>11.40</u>       | 10.66        |
| FedOpt           | 0.83              | 14.17              | 13.34        | 0.71              | 13.39              | 12.68        |
| FedOpt-FT        | 0.83              | 12.06              | 11.23        | 0.74              | 11.92              | 11.18        |
| pFedMe           | <b>0.54</b>       | <b>14.18</b>       | 13.64        | 13.06             | <b>12.73</b>       | <b>-0.33</b> |
| pFedMe-FT        | <u>0.60</u>       | 8.20               | 7.60         | 0.80              | 12.59              | 11.79        |
| Ditto            | 1.29              | 14.19              | <b>12.89</b> | 1.84              | <b>13.39</b>       | <b>11.55</b> |
| Ditto-FT         | 1.35              | 14.17              | 12.81        | 1.69              | 13.39              | 11.70        |
| Ditto-FT-FedOpt  | 1.36              | 14.15              | 12.79        | 2.03              | 13.39              | 11.35        |
| FedEM            | 0.85              | 14.27              | 13.43        | 1.75              | 13.41              | 11.65        |
| FedEM-FT         | 0.85              | <u>4.86</u>        | <u>4.01</u>  | 0.87              | 12.80              | 11.93        |
| FedEM-FT-FedOpt  | 0.86              | <b>4.47</b>        | <b>3.61</b>  | 1.43              | 13.25              | 11.82        |

Table 7: Fairness results on COLA and SST-2 datasets.  $\overline{Acc}$  indicate the equally-weighted average,  $\underline{Acc}$  indicates the bottom accuracy, and  $\sigma$  indicates the standard deviation of the average accuracy. **Bold**, underlined, **red** and **blue** indicate the same highlight manners as used in Table 2.

|                       | COLA             |              |                   | SST-2            |              |                   |
|-----------------------|------------------|--------------|-------------------|------------------|--------------|-------------------|
|                       | $\overline{Acc}$ | $\sigma$     | $\underline{Acc}$ | $\overline{Acc}$ | $\sigma$     | $\underline{Acc}$ |
| Isolated              | 56.86            | <b>35.34</b> | <b>0.00</b>       | 59.40            | 41.29        | 0.00              |
| FedAvg                | 51.53            | <b>35.96</b> | <b>0.00</b>       | <b>76.30</b>     | <b>22.02</b> | <b>44.85</b>      |
| FedAvg-FT             | 58.74            | 35.21        | 0.00              | 75.36            | 27.67        | 31.08             |
| FedOpt                | 57.10            | <b>31.70</b> | <b>10.85</b>      | 73.78            | 34.03        | 17.53             |
| FedOpt-FT             | 59.77            | 35.99        | 0.00              | 66.17            | 33.73        | 15.56             |
| pFedMe                | <b>67.58</b>     | 38.06        | <b>0.90</b>       | 65.08            | 26.59        | 27.75             |
| pFedMe-FT             | <b>69.17</b>     | <u>33.63</u> | <u>9.90</u>       | 74.36            | 27.02        | 32.49             |
| FedBN                 | <b>59.60</b>     | <b>35.96</b> | <b>0.00</b>       | <b>76.30</b>     | <b>22.02</b> | <b>44.85</b>      |
| FedBN-FT              | 59.69            | 35.44        | 0.00              | 68.50            | 26.83        | 29.17             |
| FedBN-FedOPT          | 59.60            | 36.03        | 0.00              | 65.59            | 31.07        | 22.22             |
| FedBN-FedOPT-FT       | 59.10            | 35.15        | 0.00              | 68.42            | 28.18        | 30.71             |
| Ditto                 | 55.14            | 36.76        | <b>0.00</b>       | 49.94            | 40.81        | 0.00              |
| Ditto-FT              | 63.61            | 35.02        | 0.00              | 54.34            | 39.26        | 0.00              |
| Ditto-FedBN           | 62.68            | 35.74        | 0.00              | 49.44            | 41.80        | 0.00              |
| Ditto-FedBN-FT        | 63.58            | 34.58        | 0.00              | 52.18            | 39.85        | 0.00              |
| Ditto-FedBN-FedOpt    | 52.48            | 35.89        | 0.00              | 55.61            | 40.43        | 1.39              |
| Ditto-FedBN-FedOpt-FT | 57.13            | 36.20        | 0.00              | 53.16            | 34.75        | 9.72              |
| FedEM                 | 51.52            | <b>35.96</b> | <b>0.00</b>       | <b>76.53</b>     | <b>23.34</b> | <b>44.44</b>      |
| FedEM-FT              | 57.80            | 35.24        | 0.00              | 64.29            | 32.84        | 12.96             |
| FedEM-FedBN           | 57.95            | 34.11        | 1.52              | 75.06            | <b>18.48</b> | <b>53.33</b>      |
| FedEM-FedBN-FT        | 58.74            | 35.56        | 1.00              | 64.33            | 35.72        | 8.59              |
| FedEM-FedBN-FedOPT    | 59.60            | 35.49        | 0.00              | 72.66            | 27.18        | 34.17             |
| FedEM-FedBN-FedOPT-FT | 56.74            | 35.61        | 1.00              | 58.42            | 31.21        | 17.93             |

Table 8: Fairness results on Pubmed, Cora, and Citeseer datasets.  $\overline{Acc}$  indicate the equally-weighted average,  $\underline{Acc}$  indicates the bottom accuracy, and  $\sigma$  indicates the standard deviation of the average accuracy. **Bold**, underlined, **red** and **blue** indicate the same highlight manners as used in Table 2.

|                       | PUBMED           |             |                   | CORA             |             |                   | CITSEER          |             |                   |
|-----------------------|------------------|-------------|-------------------|------------------|-------------|-------------------|------------------|-------------|-------------------|
|                       | $\overline{Acc}$ | $\sigma$    | $\underline{Acc}$ | $\overline{Acc}$ | $\sigma$    | $\underline{Acc}$ | $\overline{Acc}$ | $\sigma$    | $\underline{Acc}$ |
| Isolated              | 84.67            | 6.26        | 74.63             | 81.62            | 4.67        | 72.64             | 69.90            | 5.76        | 61.10             |
| FedAvg                | 86.72            | <b>3.93</b> | 79.76             | 81.07            | 5.06        | 73.26             | <b>75.64</b>     | 5.03        | 67.30             |
| FedAvg-FT             | 86.71            | 3.86        | 80.57             | 81.90            | 3.06        | 77.57             | 75.77            | 5.00        | 68.68             |
| FedOpt                | 66.69            | 16.69       | 48.50             | 70.17            | 12.56       | 38.89             | 71.60            | 9.20        | 42.25             |
| FedOpt-FT             | 81.53            | 16.69       | 46.21             | 82.31            | 6.35        | 68.03             | 74.38            | 4.13        | 69.26             |
| pFedMe                | 86.35            | 4.43        | 78.76             | 82.76            | <b>3.40</b> | <b>76.70</b>      | 75.36            | 4.79        | <b>68.55</b>      |
| pFedMe-FT             | 85.47            | <b>3.06</b> | 80.95             | 81.98            | <b>1.63</b> | 79.58             | 75.40            | 4.39        | 70.31             |
| FedBN                 | <b>87.97</b>     | <u>3.42</u> | <u>81.77</u>      | <u>83.64</u>     | 3.88        | <u>77.53</u>      | <u>75.59</u>     | <b>3.80</b> | <b>71.24</b>      |
| FedBN-FT              | 87.02            | 3.47        | 80.13             | 76.01            | 4.32        | 69.92             | 75.16            | 5.04        | 67.91             |
| FedBN-FedOPT          | 87.43            | 4.64        | 80.81             | 84.11            | 3.93        | 75.44             | 76.33            | 4.28        | <b>72.43</b>      |
| FedBN-FedOPT-FT       | 87.02            | 3.94        | 81.78             | 83.79            | 2.39        | <b>80.26</b>      | <b>76.77</b>     | 4.60        | 71.68             |
| Ditto                 | <u>86.85</u>     | 3.98        | <u>80.44</u>      | <u>83.50</u>     | <u>3.54</u> | 75.02             | 75.55            | <u>4.23</u> | 67.99             |
| Ditto-FT              | 87.10            | 3.52        | 80.46             | 81.53            | 3.67        | 75.63             | 76.57            | 4.24        | 70.31             |
| Ditto-FedBN           | <u>87.75</u>     | 3.70        | 81.82             | 81.36            | 3.34        | 74.93             | 75.46            | 4.83        | 68.57             |
| Ditto-FedBN-FT        | 87.43            | 3.77        | 81.15             | 82.21            | 4.37        | 72.56             | 76.05            | 4.21        | 69.16             |
| Ditto-FedBN-FedOpt    | 87.27            | 3.90        | 79.14             | 82.38            | <u>2.10</u> | 77.69             | 75.19            | 4.06        | 68.60             |
| Ditto-FedBN-FedOpt-FT | 87.10            | 3.79        | 80.93             | 81.99            | 3.67        | 73.29             | 76.52            | 4.43        | 71.31             |
| FedEM                 | 85.05            | 4.44        | 78.51             | 81.72            | 3.72        | 74.95             | 75.49            | 4.66        | 68.50             |
| FedEM-FT              | 85.54            | 4.48        | 79.39             | 78.43            | 11.72       | 56.20             | 72.88            | 6.55        | 63.53             |
| FedEM-FedBN           | 87.63            | 4.14        | <b>82.54</b>      | <u>84.45</u>     | 3.14        | 76.71             | 74.29            | 4.22        | 69.06             |
| FedEM-FedBN-FT        | 85.68            | 4.33        | 79.44             | <b>84.57</b>     | 3.04        | <u>80.22</u>      | 75.40            | <u>3.84</u> | 70.59             |
| FedEM-FedBN-FedOPT    | 87.11            | 4.24        | 80.32             | 83.88            | 4.37        | 78.93             | 76.17            | 4.76        | 70.54             |
| FedEM-FedBN-FedOPT-FT | 87.16            | 3.66        | <u>82.20</u>      | 84.40            | 4.43        | 79.53             | <u>76.74</u>     | 4.53        | <u>71.92</u>      |

Table 9: Fairness results on Movielens-1M and Movielens-10M datasets.  $\overline{Loss}$  indicate the equally-weighted average loss,  $\underline{Loss}$  indicates the bottom loss (the largest), and  $\sigma$  indicates the standard deviation of the average loss. **Bold**, underlined, **red** and **blue** indicate the same highlight manners as used in Table 2.

|                  | Movielens-1M      |             |                    | Movielens-10M     |             |                    |
|------------------|-------------------|-------------|--------------------|-------------------|-------------|--------------------|
|                  | $\overline{Loss}$ | $\sigma$    | $\underline{Loss}$ | $\overline{Loss}$ | $\sigma$    | $\underline{Loss}$ |
| Isolated         | 11.12             | 2.43        | 14.34              | 11.44             | 1.83        | 13.75              |
| FedAvg           | <b>0.85</b>       | <b>0.21</b> | <b>1.13</b>        | <b>0.71</b>       | <b>0.11</b> | <b>0.84</b>        |
| FedAvg-FT        | 0.85              | 0.21        | 1.12               | <b>0.71</b>       | <b>0.11</b> | <u>0.85</u>        |
| FedAvg-FT-FedOpt | 0.86              | 0.22        | 1.14               | 0.75              | <u>0.12</u> | 0.90               |
| FedOpt           | 0.84              | 0.21        | 1.11               | <u>0.72</u>       | <u>0.12</u> | 0.87               |
| FedOpt-FT        | 0.84              | 0.21        | 1.11               | 0.77              | 0.13        | 0.94               |
| pFedMe           | <b>0.55</b>       | <b>0.11</b> | <b>0.69</b>        | 12.48             | 2.44        | 15.76              |
| pFedMe-FT        | <u>0.60</u>       | <u>0.12</u> | <u>0.75</u>        | 0.80              | 0.13        | 0.96               |
| Ditto            | 1.31              | 0.77        | 1.69               | <b>1.81</b>       | <b>0.24</b> | <b>2.12</b>        |
| Ditto-FT         | 1.35              | 0.88        | 1.70               | 2.30              | 1.15        | 4.05               |
| Ditto-FT-FedOpt  | 1.35              | 0.79        | 1.70               | 1.98              | 0.27        | 2.32               |
| FedEM            | 0.87              | 0.22        | 1.15               | 2.37              | 1.25        | 4.09               |
| FedEM-FT         | 0.87              | 0.23        | 1.16               | 0.98              | 0.26        | 1.29               |
| FedEM-FT-FedOpt  | 0.87              | 0.22        | 1.16               | 1.88              | 0.94        | 3.09               |



Table 10: The efficiency-accuracy trade-off results including total FLOPS, communication bytes (Com.), and  $\overline{Acc}$  for FEMNIST datasets with different  $s$ .

|                       | FEMNIST, $s = 0.2$ |                |                  | FEMNIST, $s = 0.1$ |                |                  | FEMNIST, $s = 0.05$ |                |                  |
|-----------------------|--------------------|----------------|------------------|--------------------|----------------|------------------|---------------------|----------------|------------------|
|                       | FLOPS              | Com.           | $\overline{Acc}$ | FLOPS              | Com.           | $\overline{Acc}$ | FLOPS               | Com.           | $\overline{Acc}$ |
| FedAvg                | <b>195.38G</b>     | <b>1.24M</b>   | 83.97            | <b>159.9G</b>      | <b>373.57K</b> | 83.84            | <b>78.48G</b>       | <b>384.0K</b>  | 83.21            |
| FedAvg-FT             | 296.8G             | 1.35M          | 86.44            | 155.49G            | 630.44K        | 85.45            | 217.97G             | 522.82K        | 84.78            |
| FedOpt                | 846.22G            | 1.68M          | 19.31            | 272.3G             | 635.48K        | 27.29            | <b>29.0G</b>        | <b>80.81K</b>  | 22.53            |
| FedOpt-FT             | <b>77.81G</b>      | <b>149.97K</b> | 9.69             | <b>54.88G</b>      | <b>222.47K</b> | 31.02            | 365.54G             | 877.15K        | 29.73            |
| pFedMe                | 2.24T              | 1.52M          | <b>87.50</b>     | 516.47G            | 1012.93K       | 84.70            | 216.66G             | <b>493.06K</b> | <b>85.23</b>     |
| pFedMe-FT             | 1.33T              | 2.19M          | 88.19            | 1.22T              | 953.21K        | 86.28            | 585.23G             | 569.72K        | 87.37            |
| FedBN                 | <b>243.31G</b>     | <b>1.21M</b>   | 86.72            | <b>120.66G</b>     | <b>510.15K</b> | <b>85.10</b>     | <b>189.64G</b>      | 841.57K        | 84.36            |
| FedBN-FT              | 208.99G            | 687.58K        | 88.51            | 174.22G            | 610.31K        | 87.31            | 118.16G             | 407.71K        | 86.87            |
| FedBN-FedOPT          | 451.07G            | 1.78M          | 88.25            | 179.28G            | 758.36K        | 86.22            | 109.73G             | 487.2K         | 84.04            |
| FedBN-FedOPT-FT       | <u>195.3G</u>      | 696.81K        | 88.14            | 217.59G            | 762.72K        | 87.91            | 171.93G             | 593.18K        | 87.34            |
| Ditto                 | 2.04T              | 1.78M          | <b>88.39</b>     | 700.28G            | 700.96K        | <b>88.87</b>     | 399.96G             | 533.77K        | <b>88.90</b>     |
| Ditto-FT              | 2.73T              | 2.26M          | 85.72            | 349.06G            | 600.22K        | 67.97            | 433.51G             | 749.29K        | 72.08            |
| Ditto-FedBN           | 1.51T              | 1.02M          | <b>88.94</b>     | 720.27G            | 623.37K        | <b>89.33</b>     | 336.44G             | 695.85K        | 67.63            |
| Ditto-FedBN-FT        | 2.86T              | 1.89M          | 86.53            | 1.42T              | 1.19M          | 86.35            | 410.03G             | 762.09K        | 72.84            |
| Ditto-FedBN-FedOpt    | 2.45T              | 1.65M          | <u>88.73</u>     | 922.71G            | 801.91K        | <u>89.30</u>     | 408.13G             | 493.82K        | <b>88.95</b>     |
| Ditto-FedBN-FedOpt-FT | 2.52T              | 1.66M          | 87.02            | 1.42T              | 1.19M          | 87.34            | 876.33G             | 993.59K        | 79.38            |
| FedEM                 | 2.98T              | 2.0M           | 84.35            | 1.99T              | 1.57M          | 84.49            | 1017.32G            | 1.03M          | 84.46            |
| FedEM-FT              | 5.79T              | 1.67M          | 86.17            | 4.12T              | 1.16M          | 86.13            | 3.83T               | 1.35M          | 86.11            |
| FedEM-FedBN           | 10.34T             | 3.1M           | 84.37            | 1.87T              | 1.26M          | 84.83            | 1.23T               | 1.15M          | 84.26            |
| FedEM-FedBN-FT        | 7.55T              | 2.59M          | 88.29            | 4.07T              | 1.34M          | 87.49            | 5.03T               | 1.29M          | 86.54            |
| FedEM-FedBN-FedOPT    | 6.0T               | 1.79M          | 82.12            | 3.89T              | 2.63M          | 85.81            | 1.81T               | 1.7M           | 85.16            |
| FedEM-FedBN-FedOPT-FT | 13.86T             | 4.76M          | 87.54            | 4.11T              | 1.36M          | 87.69            | 3.62T               | 1.15M          | 85.91            |

Table 11: The convergence results including the convergence round  $T'$  and  $\overline{Acc}$  for FEMNIST datasets with different  $s$ . The  $T' = 0$  indicates the early-stopping is not triggered within the large number of FL rounds  $T = 1000$ .

|                       | FEMNIST, $s = 0.2$ |                  | FEMNIST, $s = 0.1$ |                  | FEMNIST, $s = 0.05$ |                  |
|-----------------------|--------------------|------------------|--------------------|------------------|---------------------|------------------|
|                       | $T'$               | $\overline{Acc}$ | $T'$               | $\overline{Acc}$ | $T'$                | $\overline{Acc}$ |
| FedAvg                | <b>173.33</b>      | 82.40            | <b>246.67</b>      | 82.07            | <b>350.00</b>       | 82.31            |
| FedAvg-FT             | 220.00             | 85.17            | 416.67             | 84.26            | 476.67              | 83.45            |
| FedOpt                | 733.33             | 19.59            | 420.00             | 27.47            | <u>73.33</u>        | 22.45            |
| FedOpt-FT             | <u>63.33</u>       | 10.39            | <b>146.67</b>      | 30.88            | 800.00              | 30.02            |
| pFedMe                | 640.00             | <b>86.50</b>     | 670.00             | 83.69            | 450.00              | <b>84.29</b>     |
| pFedMe-FT             | 960.00             | 87.06            | 630.00             | 85.05            | 520.00              | 86.36            |
| FedBN                 | <b>273.33</b>      | 85.38            | 390.00             | <b>83.81</b>     | 846.67              | 82.76            |
| FedBN-FT              | 340.00             | <u>87.65</u>     | 466.67             | 86.22            | 410.00              | 86.01            |
| FedBN-FedOPT          | 943.33             | 87.27            | 580.00             | 85.09            | 490.00              | 82.63            |
| FedBN-FedOPT-FT       | 360.00             | 87.13            | 583.33             | 87.10            | 596.67              | 86.53            |
| Ditto                 | 406.67             | <b>87.18</b>     | 463.33             | <b>87.65</b>     | 486.67              | <b>87.80</b>     |
| Ditto-FT              | 286.67             | 84.30            | 396.67             | 65.86            | 483.33              | <u>70.20</u>     |
| Ditto-FedBN           | 536.67             | <b>87.82</b>     | 476.67             | <b>88.28</b>     | 700.00              | 66.15            |
| Ditto-FedBN-FT        | <b>0.00</b>        | 85.16            | 263.33             | 84.98            | 766.67              | 71.76            |
| Ditto-FedBN-FedOpt    | 873.33             | 87.64            | 613.33             | <u>88.20</u>     | 496.67              | <b>87.84</b>     |
| Ditto-FedBN-FedOpt-FT | 880.00             | 85.71            | 263.33             | <u>86.00</u>     | <b>0.00</b>         | 76.75            |
| FedEM                 | 290.00             | 82.61            | <b>373.33</b>      | 83.13            | <b>346.67</b>       | 82.91            |
| FedEM-FT              | 243.33             | 84.91            | 276.67             | 84.77            | 453.33              | 84.61            |
| FedEM-FedBN           | 570.00             | 82.94            | 350.00             | 83.35            | 430.00              | 82.98            |
| FedEM-FedBN-FT        | 476.67             | 87.09            | 373.33             | 86.56            | 483.33              | 85.37            |
| FedEM-FedBN-FedOPT    | 330.00             | 80.48            | 730.00             | 85.01            | 633.33              | 83.87            |
| FedEM-FedBN-FedOPT-FT | 876.67             | 86.23            | 376.67             | 86.58            | 430.00              | 84.98            |

Table 12: The efficiency-accuracy trade-off results including total FLOPS, communication bytes (Com.), and  $\overline{Acc}$  for CIFAR10 datasets with different  $\alpha$ .

|                       | CIFAR10, $\alpha = 5$ |                |                  | CIFAR10, $\alpha = 0.5$ |                |                  | CIFAR10, $\alpha = 0.1$ |                |                  |
|-----------------------|-----------------------|----------------|------------------|-------------------------|----------------|------------------|-------------------------|----------------|------------------|
|                       | FLOPS                 | Com.           | $\overline{Acc}$ | FLOPS                   | Com.           | $\overline{Acc}$ | FLOPS                   | Com.           | $\overline{Acc}$ |
| FedAvg                | <b>388.27G</b>        | 654.43K        | <b>73.86</b>     | <b>384.14G</b>          | <b>646.69K</b> | <b>70.82</b>     | <b>305.15G</b>          | 513.76K        | <b>56.21</b>     |
| FedAvg-FT             | 422.66G               | 685.52K        | 73.89            | 404.17G                 | 654.46K        | 70.12            | 259.72G                 | 425.4K         | 53.99            |
| FedOpt                | 1.26T                 | 862.74K        | 54.66            | 494.38G                 | 833.2K         | 49.90            | 651.29G                 | 1.06M          | 36.41            |
| FedOpt-FT             | 1.37T                 | 917.13K        | 57.33            | 1003.55G                | 1.59M          | 51.70            | 1.36T                   | 895.36K        | 41.56            |
| pFedMe                | 3.26T                 | 2.07M          | <b>73.92</b>     | 3.95T                   | 918.26K        | 70.30            | 2.51T                   | 594.98K        | 55.70            |
| pFedMe-FT             | 3.57T                 | 2.22M          | <b>77.73</b>     | 3.57T                   | 825.05K        | <b>72.76</b>     | 4.15T                   | 969.52K        | <b>58.65</b>     |
| FedBN                 | <b>388.27G</b>        | <b>540.02K</b> | 72.24            | <b>375.0G</b>           | <b>520.8K</b>  | 68.32            | <b>632.15G</b>          | <b>350.44K</b> | <b>56.36</b>     |
| FedBN-FT              | 394.14G               | 527.19K        | 72.55            | 356.18G                 | 475.9K         | 67.45            | <b>249.57G</b>          | 337.61K        | 50.52            |
| FedBN-FedOPT          | 581.98G               | 809.39K        | 71.63            | 581.92G                 | 809.43K        | 67.13            | 660.49G                 | 360.45K        | 57.17            |
| FedBN-FedOPT-FT       | 638.27G               | 854.28K        | 72.32            | <b>288.66G</b>          | <b>386.11K</b> | 67.72            | 381.03G                 | <b>206.52K</b> | 49.35            |
| Ditto                 | <b>1.81T</b>          | <b>491.25K</b> | 72.02            | 1.31T                   | 685.55K        | 67.96            | 929.51G                 | <b>479.8K</b>  | 45.67            |
| Ditto-FT              | 4.24T                 | 1.12M          | 68.59            | 1.22T                   | 631.15K        | 58.52            | 1001.19G                | 510.88K        | 37.79            |
| Ditto-FedBN           | 2.21T                 | 495.12K        | 71.70            | 1.87T                   | 418.18K        | 62.22            | 940.86G                 | 392.52K        | 41.59            |
| Ditto-FedBN-FT        | 5.71T                 | 1.24M          | 67.90            | 1.3T                    | 552.87K        | 57.14            | 953.17G                 | 392.52K        | 37.21            |
| Ditto-FedBN-FedOpt    | 2.33T                 | 520.77K        | 71.58            | 1.68T                   | 552.87K        | 60.78            | 1.36T                   | 578.53K        | 47.94            |
| Ditto-FedBN-FedOpt-FT | 3.09T                 | 687.53K        | 68.41            | 1.01T                   | 431.01K        | 56.66            | 1.18T                   | 495.14K        | 38.73            |
| FedEM                 | 6.78T                 | 1.41M          | 73.34            | 7.42T                   | 1.55M          | <b>70.56</b>     | 5.74T                   | 1.21M          | 53.43            |
| FedEM-FT              | 12.49T                | 1.81M          | 72.89            | 12.05T                  | 1.74M          | 65.47            | 9.75T                   | 1.45M          | 44.98            |
| FedEM-FedBN           | 6.88T                 | 1.18M          | 71.43            | 8.58T                   | 1.46M          | 68.42            | 7.61T                   | 741.57K        | 55.30            |
| FedEM-FedBN-FT        | 9.91T                 | 1.17M          | 70.46            | 11.44T                  | 1.35M          | 61.43            | 9.01T                   | 704.68K        | 43.48            |
| FedEM-FedBN-FedOPT    | 11.2T                 | 1.91M          | 71.43            | 12.79T                  | 2.18M          | 67.11            | 10.63T                  | 1.01M          | 56.87            |
| FedEM-FedBN-FedOPT-FT | 9.45T                 | 1.12M          | 71.32            | 8.85T                   | 1.05M          | 62.03            | 9.6T                    | 758.5K         | 41.10            |

Table 13: The convergence results including the convergence round  $T'$  and  $\overline{Acc}$  for CIFAR10 datasets with different  $\alpha$ . The  $T' = 0$  indicates the early-stopping is not triggered within the large number of FL rounds  $T = 1000$ .

|                       | CIFAR10, $\alpha = 5$ |                  | CIFAR10, $\alpha = 0.5$ |                  | CIFAR10, $\alpha = 0.1$ |                  |
|-----------------------|-----------------------|------------------|-------------------------|------------------|-------------------------|------------------|
|                       | $T'$                  | $\overline{Acc}$ | $T'$                    | $\overline{Acc}$ | $T'$                    | $\overline{Acc}$ |
| FedAvg                | 280.00                | <b>73.87</b>     | 276.67                  | <b>70.89</b>     | 213.33                  | <b>57.71</b>     |
| FedAvg-FT             | 293.33                | 73.86            | 280.00                  | 69.94            | 173.33                  | 54.47            |
| FedOpt                | 370.00                | 54.66            | 356.67                  | 49.61            | 466.67                  | 37.30            |
| FedOpt-FT             | 393.33                | 57.35            | 696.67                  | 51.69            | 383.33                  | 42.01            |
| pFedMe                | 573.33                | <b>73.74</b>     | 393.33                  | <b>70.63</b>     | 243.33                  | 56.46            |
| pFedMe-FT             | 643.33                | <b>77.82</b>     | 353.33                  | <b>73.46</b>     | 400.00                  | <b>59.74</b>     |
| FedBN                 | 280.00                | 72.17            | <b>270.00</b>           | 68.28            | <b>173.33</b>           | <b>57.59</b>     |
| FedBN-FT              | 273.33                | 72.50            | 246.67                  | 67.69            | 166.67                  | 51.40            |
| FedBN-FedOPT          | 420.00                | 71.59            | 420.00                  | 67.22            | 186.67                  | 58.19            |
| FedBN-FedOPT-FT       | 443.33                | 72.27            | <u>200.00</u>           | 68.07            | <b>106.67</b>           | 50.76            |
| Ditto                 | <b>210.00</b>         | 71.97            | 293.33                  | 67.65            | <b>196.67</b>           | 49.77            |
| Ditto-FT              | 490.00                | 68.57            | 270.00                  | 58.63            | 210.00                  | 38.97            |
| Ditto-FedBN           | 256.67                | 71.65            | 216.67                  | 62.65            | 203.33                  | 43.07            |
| Ditto-FedBN-FT        | 660.00                | 67.78            | 286.67                  | 57.27            | 203.33                  | 39.13            |
| Ditto-FedBN-FedOpt    | 270.00                | 71.54            | 286.67                  | 61.12            | 300.00                  | 48.27            |
| Ditto-FedBN-FedOpt-FT | 356.67                | 68.37            | 223.33                  | 57.59            | 256.67                  | 40.67            |
| FedEM                 | <b>213.33</b>         | 73.36            | <b>233.33</b>           | 70.56            | <b>173.33</b>           | 54.52            |
| FedEM-FT              | 273.33                | 72.84            | 263.33                  | 65.49            | 210.00                  | 42.92            |
| FedEM-FedBN           | 216.67                | 71.40            | 270.00                  | 68.64            | 133.33                  | 57.82            |
| FedEM-FedBN-FT        | 216.67                | 70.40            | 250.00                  | 62.13            | <u>126.67</u>           | 43.97            |
| FedEM-FedBN-FedOPT    | 353.33                | 71.39            | 403.33                  | 67.19            | 186.67                  | <u>58.40</u>     |
| FedEM-FedBN-FedOPT-FT | <b>206.67</b>         | 71.27            | <b>193.33</b>           | 62.31            | 136.67                  | 40.70            |

Table 14: The efficiency-accuracy trade-off results including total FLOPS, communication bytes (Com.), and  $\overline{Acc}$  for COLA and SST-2 datasets.

|                       | COLA          |                |                  | SST-2          |                |                  |
|-----------------------|---------------|----------------|------------------|----------------|----------------|------------------|
|                       | FLOPS         | Com.           | $\overline{Acc}$ | FLOPS          | Com.           | $\overline{Acc}$ |
| FedAvg                | <b>22.15G</b> | 310.94K        | 71.85            | <b>954.66G</b> | 464.37K        | 74.88            |
| FedAvg-FT             | 37.23G        | 251.93K        | 68.29            | 1.41T          | 629.61K        | 74.14            |
| FedOpt                | 50.71G        | 299.14K        | 71.85            | 808.78G        | 393.56K        | 72.28            |
| FedOpt-FT             | 58.3G         | 393.56K        | 62.59            | <u>707.21G</u> | 310.94K        | 65.77            |
| pFedMe                | 208.22G       | 1.04M          | <b>74.40</b>     | 4.66T          | 830.51K        | 71.27            |
| pFedMe-FT             | 240.44G       | 357.98K        | <b>78.47</b>     | 3.76T          | 629.4K         | <u>75.61</u>     |
| FedBN                 | <b>46.07G</b> | <b>259.58K</b> | 71.85            | <b>954.66G</b> | <b>464.37K</b> | <b>74.88</b>     |
| FedBN-FT              | 40.29G        | 259.58K        | 66.71            | 1.06T          | 476.17K        | 68.81            |
| FedBN-FedOPT          | 86.98G        | 482.11K        | 71.85            | <b>593.16G</b> | <u>270.71K</u> | 64.70            |
| FedBN-FedOPT-FT       | 39.08G        | <b>248.45K</b> | 67.48            | <u>707.21G</u> | 292.96K        | 68.65            |
| Ditto                 | 133.52G       | 322.75K        | 55.46            | <b>1.43T</b>   | <b>275.53K</b> | 52.03            |
| Ditto-FT              | 124.81G       | 440.77K        | 72.11            | 1.85T          | 334.55K        | 56.49            |
| Ditto-FedBN           | 96.29G        | 404.22K        | 70.69            | 1.48T          | <u>270.71K</u> | 56.03            |
| Ditto-FedBN-FT        | 113.99G       | 381.97K        | 72.66            | 1.58T          | <b>270.7K</b>  | 53.15            |
| Ditto-FedBN-FedOpt    | 163.88G       | 370.84K        | 50.25            | 3.19T          | 626.86K        | 57.67            |
| Ditto-FedBN-FedOpt-FT | 148.0G        | 292.96K        | 55.01            | 1.58T          | 537.74K        | 52.89            |
| FedEM                 | 414.28G       | 801.7K         | 71.85            | 18.46T         | 1.55M          | <b>75.78</b>     |
| FedEM-FT              | 1.85T         | 1.02M          | 54.90            | 24.19T         | 1.32M          | 64.86            |
| FedEM-FedBN           | 729.78G       | 753.83K        | 71.44            | 16.84T         | 1.31M          | 75.43            |
| FedEM-FedBN-FT        | 1.37T         | 979.64K        | 57.62            | 24.19T         | 1.24M          | 64.96            |
| FedEM-FedBN-FedOPT    | 414.28G       | 753.83K        | 71.85            | 13.34T         | 1.05M          | 72.25            |
| FedEM-FedBN-FedOPT-FT | 1.49T         | 1.02M          | 57.23            | 22.0T          | 1.12M          | 62.26            |

Table 15: The convergence results including the convergence round  $T'$  and  $\overline{Acc}$  for COLA and SST-2 datasets. The  $T' = 0$  indicates the early-stopping is not triggered within the large number of FL rounds  $T = 500$ .

|                       | COLA         |                  | SST-2        |                  |
|-----------------------|--------------|------------------|--------------|------------------|
|                       | $T'$         | $\overline{Acc}$ | $T'$         | $\overline{Acc}$ |
| FedAvg                | 43.33        | 51.53            | 65.00        | 76.30            |
| FedAvg-FT             | <b>35.00</b> | 58.74            | 88.33        | 75.36            |
| FedOpt                | 41.67        | 57.10            | 55.00        | 73.78            |
| FedOpt-FT             | 55.00        | 59.77            | 43.33        | 66.17            |
| pFedMe                | 150.00       | <b>67.58</b>     | 116.67       | 65.08            |
| pFedMe-FT             | 50.00        | <b>69.17</b>     | 88.33        | 74.36            |
| FedBN                 | <b>38.33</b> | <b>59.60</b>     | 65.00        | 76.30            |
| FedBN-FT              | 38.33        | 59.69            | 66.67        | 68.50            |
| FedBN-FedOPT          | 71.67        | 59.60            | 40.00        | 65.59            |
| FedBN-FedOPT-FT       | <u>36.67</u> | 59.10            | 43.33        | 68.42            |
| Ditto                 | 45.00        | 55.14            | <b>38.33</b> | 49.94            |
| Ditto-FT              | 61.67        | 63.61            | 46.67        | 54.34            |
| Ditto-FedBN           | 60.00        | 62.68            | 40.00        | 49.44            |
| Ditto-FedBN-FT        | 56.67        | 63.58            | 40.00        | 52.18            |
| Ditto-FedBN-FedOpt    | 55.00        | 52.48            | 93.33        | 55.61            |
| Ditto-FedBN-FedOpt-FT | 43.33        | 57.13            | 80.00        | 53.16            |
| FedEM                 | <b>38.33</b> | 51.52            | 76.67        | <b>76.53</b>     |
| FedEM-FT              | 50.00        | 57.80            | 65.00        | 64.29            |
| FedEM-FedBN           | 38.33        | 57.95            | 68.33        | 75.06            |
| FedEM-FedBN-FT        | 50.00        | 58.74            | 65.00        | 64.33            |
| FedEM-FedBN-FedOPT    | 38.33        | 59.60            | 55.00        | 72.66            |
| FedEM-FedBN-FedOPT-FT | 53.33        | 56.74            | 58.33        | 58.42            |

Table 16: The convergence results including the convergence round  $T'$  and  $\overline{Loss}$  for Movielens-1M and Movielens-10M datasets. The  $T' = 0$  indicates the early-stopping is not triggered within the large number of FL rounds  $T = 1000$ .

|                  | Movielens-1M  |                   | Movielens-10M |                   |
|------------------|---------------|-------------------|---------------|-------------------|
|                  | $T'$          | $\overline{Loss}$ | $T'$          | $\overline{Loss}$ |
| FedAvg           | <b>360.33</b> | <b>0.85</b>       | <u>470.67</u> | <b>0.71</b>       |
| FedAvg-FT        | 0             | 0.85              | 520.33        | <b>0.71</b>       |
| FedAvg-FT-FedOpt | 830.0         | 0.86              | 0             | 0.75              |
| FedOpt           | <b>270.0</b>  | 0.84              | 0             | <u>0.72</u>       |
| FedOpt-FT        | <u>300.0</u>  | 0.84              | 0             | 0.77              |
| pFedMe           | 0             | <b>0.55</b>       | <b>280.33</b> | 12.48             |
| pFedMe-FT        | 470.0         | <u>0.60</u>       | 840.00        | 0.80              |
| Ditto            | <b>360.67</b> | 1.31              | 910.67        | <b>1.81</b>       |
| Ditto-FT         | 450.33        | 1.35              | 0             | 2.30              |
| Ditto-FT-FedOpt  | 550.67        | 1.35              | 0             | 1.98              |
| FedEM            | <u>700.33</u> | 0.87              | 0             | 2.37              |
| FedEM-FT         | 780.00        | 0.87              | 0             | 0.98              |
| FedEM-FT-FedOpt  | 0             | 0.87              | 0             | 1.88              |

Table 17: The efficiency-accuracy trade-off results including total FLOPS, communication bytes (Com.), and  $\overline{Acc}$  for Pubmed, Cora, and Citeseer datasets.

|                       | PUBMED        |                |                  | CORA         |                |                  | CITSEER       |                |                  |
|-----------------------|---------------|----------------|------------------|--------------|----------------|------------------|---------------|----------------|------------------|
|                       | FLOPS         | Com.           | $\overline{Acc}$ | FLOPS        | Com.           | $\overline{Acc}$ | FLOPS         | Com.           | $\overline{Acc}$ |
| FedAvg                | <b>40.41G</b> | 909.81K        | <b>87.27</b>     | <b>2.94G</b> | 980.35K        | 81.30            | <b>71.06G</b> | 2.98M          | <b>75.58</b>     |
| FedAvg-FT             | 31.39G        | 1.79M          | 87.21            | 5.16G        | 885.92K        | 82.07            | 77.54G        | 2.39M          | 75.63            |
| FedOpt                | 163.3G        | 6.92M          | 67.38            | 2.22G        | 744.07K        | 70.70            | <b>3.89G</b>  | 437.18K        | 71.59            |
| FedOpt-FT             | 24.78G        | 791.28K        | 82.36            | 6.27G        | 1.05M          | 82.68            | 25.07G        | 791.28K        | 74.34            |
| pFedMe                | 45.67G        | 1.0M           | 86.91            | 10.02G       | 1.26M          | 83.18            | 193.83G       | <b>744.07K</b> | 75.30            |
| pFedMe-FT             | 119.12G       | 862.1K         | 85.71            | 22.76G       | 2.09M          | 82.11            | 64.31G        | 460.79K        | 75.35            |
| FedBN                 | <b>27.53G</b> | <b>875.47K</b> | <b>88.49</b>     | <b>2.51G</b> | <b>615.38K</b> | <b>84.13</b>     | <b>14.01G</b> | <b>441.99K</b> | <b>75.80</b>     |
| FedBN-FT              | 35.86G        | 2.04M          | 87.45            | 29.13G       | 4.85M          | 76.20            | 28.25G        | 531.61K        | 75.07            |
| FedBN-FedOPT          | <b>13.26G</b> | <b>632.72K</b> | 87.87            | <b>2.07G</b> | 736.76K        | 84.64            | 26.08G        | 823.45K        | 76.20            |
| FedBN-FedOPT-FT       | 45.55G        | 1.04M          | 87.54            | 3.21G        | <b>615.38K</b> | 84.10            | 21.97G        | 771.43K        | <b>76.70</b>     |
| Ditto                 | 46.9G         | <b>909.53K</b> | <b>87.27</b>     | 7.27G        | <b>933.13K</b> | <b>83.67</b>     | 79.77G        | 838.49K        | 74.79            |
| Ditto-FT              | 43.73G        | 1.54M          | 87.47            | 8.59G        | 909.31K        | 81.47            | 42.34G        | 744.07K        | 76.47            |
| Ditto-FedBN           | 23.72G        | 752.63K        | 88.18            | 8.37G        | 788.77K        | 81.38            | 37.51G        | 528.68K        | 75.35            |
| Ditto-FedBN-FT        | 36.49G        | 963.57K        | 87.83            | 5.46G        | <b>424.65K</b> | 83.25            | 26.06G        | 494.0K         | 75.97            |
| Ditto-FedBN-FedOpt    | 57.84G        | 821.99K        | 87.81            | 7.45G        | 702.08K        | 82.54            | 20.14G        | <b>407.31K</b> | 75.07            |
| Ditto-FedBN-FedOpt-FT | 49.88G        | <b>650.06K</b> | 87.60            | 7.92G        | <b>615.38K</b> | 82.00            | 35.48G        | 684.74K        | 76.42            |
| FedEM                 | 575.33G       | 3.24M          | 85.64            | 61.17G       | 2.01M          | 81.92            | 760.69G       | 8.36M          | 75.41            |
| FedEM-FT              | 647.22G       | 3.04M          | 85.88            | 61.14G       | 2.7M           | 77.32            | 150.55G       | 2.22M          | 72.71            |
| FedEM-FedBN           | 253.94G       | 2.07M          | 88.12            | 18.99G       | 1.92M          | <b>85.07</b>     | 52.64G        | 1.82M          | 74.90            |
| FedEM-FedBN-FT        | 275.77G       | 3.02M          | 86.38            | 34.58G       | 1.72M          | 84.61            | 89.54G        | 1.47M          | 75.29            |
| FedEM-FedBN-FedOPT    | 229.51G       | 1.87M          | 87.56            | 108.73G      | 2.62M          | 84.68            | 419.47G       | 3.37M          | 76.08            |
| FedEM-FedBN-FedOPT-FT | 233.63G       | 2.12M          | 87.49            | 285.87G      | 4.92M          | <b>85.02</b>     | 561.46G       | 3.22M          | <b>76.59</b>     |

Table 18: The convergence results including the convergence round  $T'$  and  $\overline{Acc}$  for Pubmed, Cora, and Citeseer datasets. The  $T'$  indicates the early-stopping is not triggered within the large number of FL rounds  $T = 500$ .

|                       | PUBMED       |                  | CORA         |                  | CITSEER      |                  |
|-----------------------|--------------|------------------|--------------|------------------|--------------|------------------|
|                       | $T'$         | $\overline{Acc}$ | $T'$         | $\overline{Acc}$ | $T'$         | $\overline{Acc}$ |
| FedAvg                | <b>63.33</b> | 86.72            | 68.33        | 81.07            | 215.00       | <b>75.64</b>     |
| FedAvg-FT             | 128.33       | 86.71            | 61.67        | 81.90            | 171.67       | 75.77            |
| FedOpt                | <b>0.00</b>  | 66.69            | 51.67        | 70.17            | <b>30.00</b> | 71.60            |
| FedOpt-FT             | <u>55.00</u> | 81.53            | 75.00        | 82.31            | 55.00        | 74.38            |
| pFedMe                | <u>71.67</u> | 86.35            | 90.00        | 82.76            | <u>51.67</u> | 75.36            |
| pFedMe-FT             | 60.00        | 85.47            | 150.00       | 81.98            | <u>31.67</u> | 75.40            |
| FedBN                 | 83.33        | <b>87.97</b>     | <u>58.33</u> | <b>83.64</b>     | <u>41.67</u> | <u>75.59</u>     |
| FedBN-FT              | 146.67       | 87.02            | 183.33       | 76.01            | 36.67        | 75.16            |
| FedBN-FedOPT          | 60.00        | 87.43            | 70.00        | 84.11            | 78.33        | 76.33            |
| FedBN-FedOPT-FT       | 101.67       | 87.02            | 58.33        | 83.79            | 73.33        | <b>76.77</b>     |
| Ditto                 | <b>63.33</b> | <u>86.85</u>     | 65.00        | <u>83.50</u>     | 58.33        | 75.55            |
| Ditto-FT              | 110.00       | 87.10            | 63.33        | 81.53            | 51.67        | 76.57            |
| Ditto-FedBN           | 71.67        | <u>87.75</u>     | 75.00        | 81.36            | 50.00        | 75.46            |
| Ditto-FedBN-FT        | 91.67        | <u>87.43</u>     | <b>40.00</b> | 82.21            | 46.67        | 76.05            |
| Ditto-FedBN-FedOpt    | 78.33        | 87.27            | 66.67        | 82.38            | 38.33        | 75.19            |
| Ditto-FedBN-FedOpt-FT | 61.67        | 87.10            | 58.33        | 81.99            | 65.00        | 76.52            |
| FedEM                 | 78.33        | 85.05            | <u>48.33</u> | 81.72            | 203.33       | 75.49            |
| FedEM-FT              | 73.33        | 85.54            | 65.00        | 78.43            | 53.33        | 72.88            |
| FedEM-FedBN           | 68.33        | 87.63            | 63.33        | 84.45            | 60.00        | 74.29            |
| FedEM-FedBN-FT        | 100.00       | 85.68            | 56.67        | <b>84.57</b>     | 48.33        | 75.40            |
| FedEM-FedBN-FedOPT    | 61.67        | 87.11            | 86.67        | 83.88            | 111.67       | 76.17            |
| FedEM-FedBN-FedOPT-FT | 70.00        | 87.16            | 163.33       | 84.40            | 106.67       | <u>76.74</u>     |

Table 19: The efficiency-accuracy trade-off results including total FLOPS, communication bytes (Com.), and  $\overline{Loss}$  for Movielens-1M and Movielens-10M datasets.

|                  | Movielens-1M   |                |                   | Movielens-10M |                |                   |
|------------------|----------------|----------------|-------------------|---------------|----------------|-------------------|
|                  | FLOPS          | Com.           | $\overline{Loss}$ | FLOPS         | Com.           | $\overline{Loss}$ |
| FedAvg           | <b>343.73M</b> | <b>108.75K</b> | <b>0.84</b>       | 375.55G       | 142.58K        | <b>0.70</b>       |
| FedAvg-FT        | 995.55M        | 301.5K         | 0.84              | 162.79G       | 157.72K        | <u>0.71</u>       |
| FedAvg-FT-FedOpt | <u>236.68M</u> | 250.45K        | 0.85              | <u>21.39G</u> | 302.91K        | 0.73              |
| FedOpt           | 258.31M        | <b>81.62K</b>  | 0.83              | <b>19.75G</b> | 302.91K        | <u>0.71</u>       |
| FedOpt-FT        | 299.3M         | <u>90.66K</u>  | 0.83              | 52.04G        | 302.91K        | 0.74              |
| pFedMe           | 763.2M         | <b>301.51K</b> | <b>0.54</b>       | 131.49G       | <b>24.44K</b>  | 13.06             |
| pFedMe-FT        | 376.37M        | 142.35K        | <u>0.60</u>       | 93.58G        | 254.7K         | 0.80              |
| Ditto            | <b>332.94M</b> | <b>108.75K</b> | 1.29              | <b>72.4G</b>  | 302.91K        | 1.84              |
| Ditto-FT         | <b>220.62M</b> | 135.88K        | 1.35              | 242.74G       | 302.91K        | 1.69              |
| Ditto-FT-FedOpt  | 269.63M        | 166.03K        | 1.36              | 73.26G        | 302.91K        | 2.03              |
| FedEM            | 2.07G          | 523.1K         | 0.85              | <u>86.69G</u> | <u>135.15K</u> | <u>1.75</u>       |
| FedEM-FT         | 4.07G          | 582.82K        | 0.85              | 253.37G       | 269.78K        | 0.87              |
| FedEM-FT-FedOpt  | 5.22G          | 746.53K        | 0.86              | 113.27G       | <u>120.19K</u> | 1.43              |