

OBPOSE: Leveraging Pose for Object-Centric Scene Inference and Generation in 3D

Yizhe Wu

ywu@robots.ox.ac.uk

Qiwi Parker Jones

qiwi@robots.ox.ac.uk

Ingmar Posner

ingmar@robots.ox.ac.uk

Applied AI Lab

University of Oxford










Oxford, UK

Abstract

We present OBPOSE, an unsupervised object-centric inference and generation model which learns 3D-structured latent representations from RGB-D scenes. Inspired by prior art in 2D representation learning, OBPOSE considers a factorised latent space, separately encoding object location (*where*) and appearance (*what*). OBPOSE further leverages an object’s *pose* (i.e. location and orientation), defined via a minimum volume principle, as a novel inductive bias for learning the *where* component. To achieve this, we propose an efficient, voxelised approximation approach to recover the object shape directly from a neural radiance field (NeRF). As a consequence, OBPOSE models each scene as a composition of NeRFs, richly representing individual objects. To evaluate the quality of the learned representations, OBPOSE is evaluated quantitatively on the YCB, MultiShapeNet, and CLEVR datasets for unsupervised scene segmentation, outperforming the current state-of-the-art in 3D scene inference (ObSuRF) by a significant margin. Generative results provide qualitative demonstration that the same OBPOSE model can both generate novel scenes and flexibly edit the objects in them. These capacities again reflect the quality of the learned latents and the benefits of disentangling the *where* and *what* components of a scene. Key design choices made in the OBPOSE encoder are validated with ablations.

1 Introduction

In recent years, object-centric representations have emerged as a paradigm shift in machine perception. Intuitively, inference or prediction tasks in down-stream applications are significantly simplified by reducing the dimensionality of the hypothesis space from raw perceptual inputs, such as pixels or point-clouds, to something more akin to a traditional state-space representation. While reasoning over objects rather than pixels has long been the aspiration of machine vision research, it is the ability to learn such a representation in an unsupervised, generative way that unlocks the use of large-scale, unlabelled data for this purpose. As consequence, research into object-centric generative models (OCGMs) is rapidly gathering pace.

Central to the success of an OCGM are the inductive biases used to encourage the decomposition of a scene into its constituent components. With the field still largely in its infancy, much of the work to date has confined itself to 2D scene observations to achieve both scene inference [e.g. , , , , , , ] and, in some cases, generation [e.g. , ]. In

contrast, unsupervised methods for object-centric scene decomposition operating directly on 3D inputs remain comparatively unexplored [8, 40] – despite the benefits due to the added information contained in the input. As a case in point, Stelzner et al. [40] recently established that access to 3D information significantly speeds up learning. Another benefit is that, for the parts of an object visible to a 3D sensor, object *shape* is readily accessible and does not have to be inferred, either from a single view [e.g. 22, 30] or from multiple views [e.g. 51, 54]. We conjecture that object shape can serve as a highly informative inductive bias for object-centric learning. As we elaborate below, we reason that the asymmetry of a shape can be used to discover an object’s pose, and pose can help to identify and locate an object in space.

Here we present OBPOSE, an unsupervised OCGM that takes RGB-D images (or video) as input and learns to segment the underlying scene into its constituent 3D objects, as well as into an explicit background representation. As we will show, OBPOSE can also be used for scene generation and editing. Inspired by prior art in 2D settings [8, 12, 20, 25, 28, 50], OBPOSE factorises its latent embedding into a component capturing an object’s location and appearance (*where* and *what* components, respectively). This factorisation provides a strong inductive bias, helping the model to disentangle its input into meaningful concepts for downstream use. A key contribution of OBPOSE is the introduction of *pose* (i.e. location and orientation) as a novel inductive bias.

OBPOSE is not a pose-estimation model. Rather, OBPOSE infers pose information from an object’s shape to reduce apparent variance and to simplify the learning of the model’s *what* component in 3D (see fig. 2) – ultimately for use in downstream tasks like segmentation and scene editing. OBPOSE infers pose information without supervision, using a minimum volume principle defined using the tightest bounding box that constrains the object. Effectively, the tightest bounding box will reveal asymmetries in an object’s shape, if there are any, which can be used to constrain the object’s orientation. We further propose a voxelised approximation approach that recovers an object’s shape in a computationally tractable way from a neural radiance field (NeRF) [32]. Although the recovery of an object’s shape from a NeRF can be prohibitively expensive, our approach allows this to be integrated efficiently into the training loop.

In a series of experiments, OBPOSE outperforms the current state-of-the-art in 3D scene inference, ObSuRF [40], by significant margins. Evaluations are performed on the CLEVR dataset [20], the MultiShapeNet dataset [8, 40], and the YCB dataset for unsupervised scene segmentation [9], in the latter case using both RGB-D moving-objects (video) and multi-view static scenes. An ablation study on the OBPOSE encoder serves to validate the design decisions that distinguish its use of attention from alternative attention mechanisms represented by Slot Attention [33] and GENESIS-v2 [40]. In summary, the key contributions of this paper are: (1) a new state-of-the-art unsupervised scene segmentation model for 3D, OBPOSE, together with insights into its design decisions; (2) a novel inductive bias for 3D OCGMs, *pose*, together with its motivation; and (3) a general method for fast shape evaluation from NeRFs.

2 Methods

OBPOSE takes RGB-D videos (or images) as input and learns to segment scenes into a set of foreground objects, with a single background component. The location and orientation of objects can be estimated from the respective shapes which we reconstruct using NeRFs [32]. In contrast to previous works [40] where object NeRFs have to model object appearance and location jointly, each object NeRF in OBPOSE only models the 3D geometry and the texture of the objects by conditioning on the predicted object locations and orientations. To perform location and orientation conditioned inference, OBPOSE clusters pointwise embeddings that are encoded from a standard (KPConv-based) backbone [40] into a soft attention mask for each object using an instance colouring stick-breaking process (IC-SBP). Then a *where*-

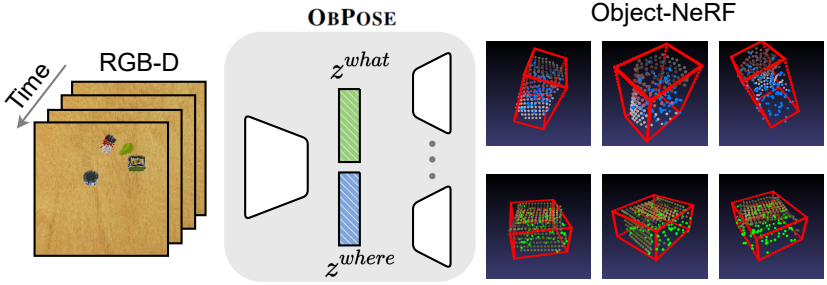


Figure 1: Overview. Front-view observations can be fed into OBPOSE (e.g. video of objects on a table, top left). OBPOSE then reconstructs the sparse voxelised point cloud and normalised *pose* of each object (two objects shown, top right). Each point within a slot is coloured to represent a specific object.

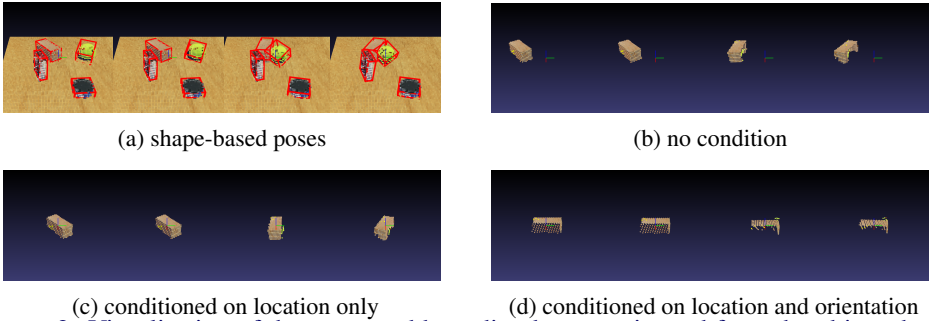


Figure 2: Visualisation of the recovered bounding boxes estimated from the object shape. We additionally illustrate the object (wooden box) appearance viewed by (b) being not conditioned on any location information (c) being conditioned on the shape-based estimated object location and (d) being conditioned on the shape-based estimated object location and orientation. We show that the variance of the object appearance is reduced leveraging the pose information.

inference step predicts the object locations and orientations given the object-wise attention masks from the IC-SBP. Finally, a *what*-inference step encodes the appearance and shape information (conditioned on the object locations and orientations). This information is then decoded into NeRFs and all of the NeRFs are composed with the background component to reconstruct the original scene. A schematic overview of the OBPOSE architecture is provided in Figure 3.

2.1 Encoder

The input observation \mathbf{x}_t is a RGB-D image of height H and width W for each time-step $t \in \{1 \dots T\}$. RGB-D depth images are converted into the point clouds \mathbf{p}_t using the known camera parameters (extrinsic and intrinsic). The point clouds \mathbf{p}_t and the RGB channels of \mathbf{x}_t are then concatenated and encoded into a point embedding $\zeta_t^{H \times W \times D}$. This is achieved using a U-Net-like backbone module [57] consisting of several KPConv layers [42]. A KPConv layer is an extension of a 2D convolutional neural network (CNN) layer for point clouds, which preserves the translation invariance properties of CNNs. For computational efficiency, output embeddings are upsampled to the resolution of the first downsampled embedding using trilinear interpolation. Following prior work [42], we additionally build two heads (point-wise MLPs) upon the output embedding ζ_t , with one predicting the colour embedding $\zeta_{c,t}^{H_1 \times W_1 \times D_c}$ for the IC-SBP, and the other the feature embedding $\zeta_{f,t}^{H_1 \times W_1 \times D_f}$ for other encoding tasks.

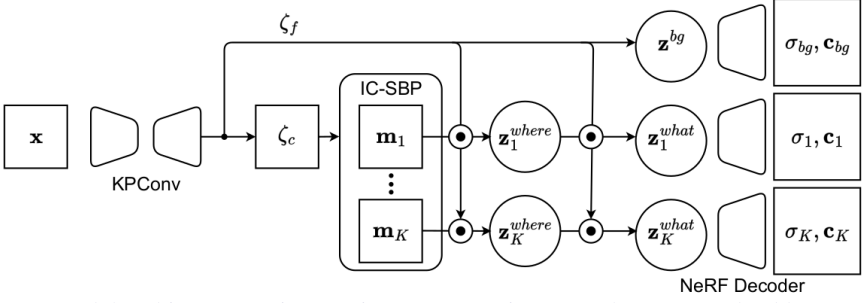


Figure 3: Model architecture. Given an input RGB-D image \mathbf{x} , the KPCConv backbone extracts point embeddings ζ_c and a background component \mathbf{z}^{bg} . The point embeddings are clustered by the IC-SBP into soft attention masks, $\mathbf{m}_1 \dots \mathbf{m}_K$, for each object slot. Given these object masks, a *where* module infers the location of each object encoded by \mathbf{z}^{where} . Conditioned on object poses, which are recovered via the minimum volume principle, the *what* latents, \mathbf{z}^{what} , are encoded and then decoded into object NeRFs. Object NeRFs are finally composed with the background component to reconstruct the observed scene.

2.1.1 Instance Colouring Stick-Breaking Process for Video

An instance colouring stick-breaking process (IC-SBP) is a clustering algorithm that takes point embeddings $\zeta_{c,t}^{H_1 \times W_1 \times D_c}$ as inputs and outputs K predicted soft attention masks $\mathbf{m}_k \in [0, 1]^{H_1 \times W_1}$. The stick-breaking process [1] guarantees that the masks are normalised:

$$\mathbf{m}_1 = \alpha_1, \quad \mathbf{m}_k = \mathbf{s}_{k-1} \odot \alpha_k, \quad \mathbf{m}_K = \mathbf{s}_K, \quad (1)$$

where the *scope* $\mathbf{s}_k \in [0, 1]^{H_1 \times W_1}$ tracks which pixels have not yet been explained. \mathbf{s}_k is initialised and updated as follows:

$$\mathbf{s}_0 = \mathbb{1}^{H_1 \times W_1}, \quad \mathbf{s}_k = \mathbf{s}_{k-1} \odot (1 - \alpha_k) \quad (2)$$

The alpha mask α_k is computed as the distance between a cluster seed $\zeta_{i,j}$ and all individual point embeddings according to a kernel ψ . Readers are referred to [1] for details on kernel selection and seed sampling. We compute the background component by passing the pixel embeddings $\zeta_{c,t}^{H_1 \times W_1 \times D_c}$ through a multilayer perceptron (MLP) ρ to compute a pre-scope \mathbf{s}^p :

$$\mathbf{s}^p = \text{softmax}(\rho(\zeta) \in \mathbb{R}^{H_1 \times W_1 \times 2}) \quad (3)$$

By convention, we take the first channel of \mathbf{s}^p to be the background mask and the last channel to be the *scope* \mathbf{s}_0 in the IC-SBP.

For the video input, we extend the original IC-SBP to include an additional propagation step. The cluster seed $\zeta_{i,j}$ can be used as an ID for each slot throughout the video. The cluster seed sampled at $t = 1$ is stored and used to compute the alpha masks for frames of $t \geq 2$. To ensure the normalisation of the masks \mathbf{m}_k , the SBP operation takes the remaining scope \mathbf{s}_K as the last component mask \mathbf{m}_K . This does not have an associated seed for propagation. We run one more step of the SBP for the last component and flag the remaining scope \mathbf{s}_K as unused. Concretely, we add an additional penalty loss to encourage the final remaining scope \mathbf{s}_K to be zero everywhere, thereby motivating the model to explain the whole observation using only the previous slots.

2.1.2 Object Location and Orientation Conditioned Encoding

To facilitate a disentangled encoding of *what* and *where*, we firstly introduce shape-based object location and orientation estimation. We note that a point cloud $\mathbf{P}_{t,k} = \{\mathbf{p}_j | j \in \{1, \dots, N_k\}\}$ of object k at time step t can be viewed as a discrete sampling from the object surface and thus preserves the shape information of the objects. Intuitively, the location of the object $\mathbf{T}_{t,k}$ can be initialised at the centre of mass of $\mathbf{P}_{t,k}$:

$$\mathbf{T}_{t,k} = \frac{1}{N_k} \sum_{j \in \{1, \dots, N_k\}} \mathbf{p}_j \quad (4)$$

with N_k being the number of points of object k . For the orientation of the object, which can be represented by a rotation matrix $\mathbf{R}_{t,k} \in \text{SO}(3)$, we propose the following *minimum volume principle* to define a unique shape-based object orientation: given a set of points, we set the orientation of the object represented by those points to the orientation of the tightest bounding box that contains those points. Concretely, we find this bounding box by first transforming the points under several selection rotation matrices $\mathbf{R}^s \in \text{SO}(3)$ and then computing the volume of the axis-aligned bounding boxes (AABBs) that contain these points. Selection rotation matrices are generated as equivolumetric grids on the $\text{SO}(3)$ manifold [63, 63]. This method is based on the HEALPix method of generating equal area grids on the 2-sphere [64]. Due to the symmetry property of the bounding boxes, the smallest bounding box can have multiple solutions, e.g. swapping the x-axis and the y-axis of the coordinates of the bounding box will result in another bounding box that has the same volume. Therefore, we select all the bounding boxes whose volumes are in the range $[V_{\min}, (1 + \beta) V_{\min}]$ to account for this issue, where V_{\min} is the minimum volume of all the AABBs and β is a small tolerance factor. We pick the AABB whose orientation is closest to the world coordinates and whose orientation is represented by the identity matrix $\mathbf{I} \in \mathbb{R}^{3 \times 3}$ for the first time step, and otherwise to the orientation in the previous time step. The distance $d_{\text{SO}(3)}$ is measured by the geodesic distance on the $\text{SO}(3)$ manifold:

$$d_{\text{SO}(3)} = \arccos \left(\frac{\text{tr}(\mathbf{R}_{t,k} \mathbf{R}_{t-1,k}^{-1}) - 1}{2} \right) \quad (5)$$

The points $\mathbf{p}_j \in \mathbf{P}_{t,k}$ are then transformed to their object coordinates given a pair of pose parameters $\{\mathbf{T}, \mathbf{R}\}$ as follows:

$$k(\mathbf{p}_j, \mathbf{R}, \mathbf{T}) = \frac{2}{s} (\mathbf{R})^{-1} (\mathbf{p}_j - \mathbf{T}) \quad (6)$$

The bounding box size $s \in \mathbb{R}$ is initialised to a sufficiently large number for all objects.

For each object slot at time step t , we find its associated point cloud $\mathbf{P}_{t,k}$ by computing the argmax over the attention masks $\mathbf{m}_{t,k}$ predicted from the IC-SBP. The point features $\zeta_{f,t}$ at time step t are also masked by the attention masks, i.e. $\zeta_{t,k} = \zeta_{f,t} \odot \text{no_grad}(\mathbf{m}_{t,k})$. The object location $\mathbf{T}_{t,k}$ estimated from the observed points $\mathbf{P}_{t,k}$ is, however, biased toward object surface as the object is only partially observed. We thus use a *where* module that takes $\mathbf{P}_{t,k}$ and $\zeta_{t,k}$ as input and predicts a $\Delta \mathbf{T}_{t,k}$ to correct the bias. To learn a relative translation we first transform $\mathbf{P}_{t,k}$ using the pose parameters $\{\mathbf{T}_{t,k}, \mathbf{I}\}$ as in eq. (6). Concretely, we use a KPConv-based encoder followed by a recurrent neural network (RNN) as the *where* module to predict the mean and the variance of the posterior distribution $q(\mathbf{z}_{t,k}^{\text{where}} | x_{\leq t})$ parameterised as a Gaussian. The $\mathbf{z}_{t,k}^{\text{where}}$ is decoded to the $\Delta \mathbf{T}_{t,k}$ through an MLP f^{where} such that:

$$\Delta \mathbf{T}_{t,k} = T_{\max} \tanh(f^{\text{where}}(\mathbf{z}_{t,k}^{\text{where}})) \quad (7)$$

with $T_{\max} \in \mathbb{R}$ being the maximum delta translation. Given the updated object location $\hat{\mathbf{T}}_{t,k} = \mathbf{T}_{t,k} + \Delta \mathbf{T}_{t,k}$, we encode the shape and the appearance of the object from the observations transformed in the object pose $\{\hat{\mathbf{T}}_{t,k}, \mathbf{R}_{t,k}\}$. Similar to the *where* module, the posterior distribution $q(\mathbf{z}_{t,k}^{\text{what}} | \mathbf{z}_{\leq t,k}, x_{\leq t})$ is also parameterised by a KPConv encoder appended by an RNN. We use two RNN networks to model the prior distributions $p(\mathbf{z}_{t,k}^{\text{where}} | \mathbf{z}_{< t,k}^{\text{where}})$ and $p(\mathbf{z}_{t,k}^{\text{what}} | \mathbf{z}_{< t,k}^{\text{what}})$, whose hidden states are decoded by an MLP to the mean and standard deviation. The prior distribution at $t = 0$ are Gaussian distributions of zero mean for both the $\mathbf{z}^{\text{where}}$ and the \mathbf{z}^{what} .

2.2 Decoder

To explicitly model the 3D geometry of scenes, we represent each object and the background as a generative Neural Radiance Field (NeRF) [32, 34, 40]. Each generative NeRF is a function parameterised by an MLP that maps the world coordinates \mathbf{p} , the viewing direction \mathbf{d} and the latent encoding \mathbf{z} to a color value \mathbf{c} and a density value σ : $f : (\mathbf{p}, \mathbf{d}, \mathbf{z}) \rightarrow (\mathbf{c}, \sigma)$. To compose the individual NeRFs into a single scene function, we propose to model the scene function as:

$$\sigma = \sigma_{\max} \tanh \left(\sum_{k=1}^K \text{softplus}(\sigma_k) \right), \hat{\sigma}_k = \sigma \text{softmax}(\sigma_k) \quad (8)$$

In our case, σ_k can be interpreted as the logits of the probability, indicating whether this voxel is occupied or not, and $\hat{\sigma}_k$ is the normalised density with a range of $[0, \sigma_{\max}]$. For the colours, we can compute the weighted mean: $\mathbf{c} = \frac{1}{\sigma_{\max}} \sum_{k=1}^K \hat{\sigma}_k \mathbf{c}_k$. We use the softmax function to account for the fact that the objects should not overlap, without needing to introduce extra hyper-parameters as in [40]. To estimate the shape of the objects reconstructed from the NeRFs, we would like a fast approximation approach, as the full evaluation of the volumetric rendering is computationally expensive. Inspired by prior work [49], we divide each object bounding box into \mathbf{S} sparse voxels along each dimension. The occupancy at these voxel centres \mathbf{p}_v can then be evaluated by $\sigma_v = \tanh(\text{softplus}(f(\mathbf{p}_v, \mathbf{z}_k)))$. We denote the voxels as occupied if $\sigma_v > \sigma_T$, with the σ_T being a threshold. Given the set of the occupied voxels and their centre positions \mathbf{p}_v , we can recover the object centre $\mathbf{T}_{t,k}^{\text{shape}}$ and the object orientation $\mathbf{R}_{t,k}^{\text{shape}}$ as discussed in 2.1.2.

3 Training

Training a NeRF with known depth requires relatively few evaluations. For example, Stelzner et al. [40] propose to use only two evaluations of the NeRF for each training iteration, i.e. one evaluation at the surface and one evaluation at points between the camera and the surface. The observation loss can be divided into two terms, i.e. a texture loss term and a depth loss term[40]:

$$\mathcal{L}_{\text{obs}} = -\log \left(\sum_{k=1}^K \mathcal{N}(\mathbf{x} | \mathbf{c}_k, \sigma_{\text{std}}^2) \odot \hat{\sigma}_k^{\text{surface}} / \sigma_{\max} \right) + (-\log(\sigma(\mathbf{p}^{\text{surface}})) + \sigma(\mathbf{p}^{\text{air}}) / \rho^{\text{air}}) \quad (9)$$

with σ_{std} denoting a fixed standard deviation, and ρ^{air} is a probability density of the point \mathbf{p}^{air} being sampled. For the attention mask of the IC-SBP, the learning of the attention masks can

be either supervised via a mixtures of Gaussian loss:

$$\mathcal{L}_{\text{att}} = - \left(\log \left(\sum_{k=1}^K \mathbf{m}_k \odot (\mathcal{N}(\mathbf{x}|\mathbf{c}_k, \sigma_{\text{std}}^2) \odot \hat{\sigma}_k^{\text{surface}} / \sigma_{\text{max}}) \right) + \log \left(\sum_{k=1}^K \mathbf{m}_k \odot \hat{\sigma}_k^{\text{surface}} / \sigma_{\text{max}} \right) \right) \quad (10)$$

or a L2 loss:

$$\mathcal{L}_{\text{att}} = \sum_{k=1}^K ((\mathcal{N}(\mathbf{x}|\mathbf{c}_k, \sigma_{\text{std}}^2) / \mathcal{N}(0|0, \sigma_{\text{std}}^2) - \mathbf{m}_k)^2 \odot \hat{\sigma}_k^{\text{surface}} / \sigma_{\text{max}}) + \sum_{k=1}^K (\mathbf{m}_k - \hat{\sigma}_k^{\text{surface}} / \sigma_{\text{max}})^2 \quad (11)$$

Empirically, we find that using a L2 loss can be beneficial for complex 3D scenes. In the end, we supervise the *where* module, penalise the remaining scope \mathbf{s}_K and regularize the latent embedding as follows:

$$\mathcal{L}_{\text{others}} = \sum_k (\hat{\mathbf{T}}_{t,k} - \mathbf{T}_{t,k}^{\text{shape}})^2 + \sum_{i=1}^{H_1} \sum_{j=1}^{W_1} s_{K,i,j} + \mathbb{KL}(q_{\phi}(\mathbf{z}_t | \mathbf{z}_{\leq t}, \mathbf{x}_{\leq t}) || p_{\theta}(\mathbf{z}_t | \mathbf{z}_{< t})) \quad (12)$$

Taken together, these losses contribute straightforwardly to the overall loss: $\mathcal{L} = \mathcal{L}_{\text{obs}} + \mathcal{L}_{\text{att}} + \mathcal{L}_{\text{others}}$. In training, we use the Adam optimizer with a fixed learning rate of $4e^{-4}$ without any learning rate warm-up or decay strategy.

4 Experiments

To evaluate OBPOSE’s performance on unsupervised object-centric inference and generation of 3D scenes we conduct experiments on the CLEVR-3D dataset [14] and the MultiShapeNet dataset used by ObSuRF [15], and on two YCB object datasets [2]. One of the YCB object datasets is a moving-object (video) dataset of RGB-D images captured from a fixed front view. The other YCB dataset contains static images captured from three different points of view, where the three views are obtained by rotating the camera by $120^\circ/240^\circ$ around the z-axis of the world frame. Performance on all datasets is compared against the recent baseline of ObSuRF [15], which, to the best of our knowledge, is the only unsupervised scene inference and generation model that operates on RGB-D images of 3D scenes. To validate our model design decisions, we compare performance using two alternative attention mechanisms in the encoder, one from slot attention [6] and another from an IC-SBP that does not explicitly model object location and orientation [16]. We further compare two ablations of the OBPOSE encoder: one conditioned only on the locations of the objects, and one conditioned on the full 6D poses.

4.1 Metrics

In the evaluations, we quantify segmentation quality using the Adjusted Rand Index (ARI) [18, 65] and Mean Segmentation Covering (MSC) as metrics. ARI measures the clustering similarity between the predicted segmentation masks and the ground-truth segmentation masks in a permutation-invariant fashion. This is appropriate for unsupervised segmentation approaches where there are no fixed associations between slots and objects. We evaluate segmentation accuracy on foreground objects using the foreground-only ARI and MSC (denoted ARI-FG and MSC-FG, respectively), and on the background using mean Intersection over Union (mIoU). All metrics are normalised between 0 and 1 where a score of 1 indicates perfect segmentation.

	CLEVR-3D		MultiShapeNet	
	ARI-FG↑	ARI↑	ARI-FG↑	ARI↑
ObSuRF	0.96	0.95	0.81	0.64
ObSuRF w/o OVERLAP	0.86	0.06	0.94	0.16
SLOT ATT.	0.46	0.01	0.52	0.08
OBPOSE (ours)	0.99	0.84	0.99	0.81

Table 1: The segmentation results on the CLEVR-3D dataset and MultiShapeNet. The results are rounded to two decimal places.

	YCB Moving-Object			YCB Static		
	mIoU-BG↑	ARI-FG↑	MSC-FG↑	mIoU-BG↑	ARI-FG↑	MSC-FG↑
ObSuRF w/o OVERLAP WITH DEPTH	0.89±0.09	0.18±0.21	0.21±0.02	0.92±0.04	0.31±0.15	0.37±0.07
ObSuRF w/o OVERLAP	0.97±0.02	0.28±0.36	0.28±0.26	0.98±0.00	0.22±0.12	0.36±0.05
SLOT ATT. *	0.98±0.02	0.13±0.05	0.19±0.02	1.00±0.00	0.80±0.01	0.84±0.00
IC-SBP	0.96±0.05	0.87±0.02	0.90±0.02	0.97±0.03	0.83±0.09	0.80±0.15
OBPOSE LOC. ONLY (ours)	1.00±0.00	0.96±0.00	0.97±0.00	0.99±0.00	0.89±0.01	0.87±0.03
OBPOSE LOC.& ROT. (ours)	1.00±0.00	0.96±0.00	0.97±0.00	0.98±0.00	0.88±0.01	0.84±0.03

* The SLOT ATT results are computed with one failed random seed being excluded for the YCB static dataset.

Table 2: Mean and standard deviation of the segmentation metrics on the YCB moving-object dataset and the YCB static dataset from three random seeds. The results are rounded to two decimal places. OBPOSE outperforms the baseline and the ablations as it explicitly estimates the locations and the orientations of the objects, disentangling object location and appearance.

4.2 Unsupervised 3D Object Segmentation

Quantitative results for the CLEVR dataset and the MultiShapeNet dataset are shown in Section 4.2. We first observe that OBPOSE achieves better foreground segmentation performance (ARI-FG) compared to ObSuRF, which indicates that OBPOSE can perform better scene inference by conditioning on the location and the orientation. The lower full ARI score is caused by the fact that OBPOSE learns to include shadows caused by the existence of the objects in each object slot, whereas object shadows are labelled as background in the ground-truth masks. Quantitative segmentation results on the YCB dataset are additionally summarised in Section 4.2. Here we only report ObSuRF results without using the overlap loss as we first observe that the ObSuRF baseline fails to segment the scenes properly using the default setting for 3D data from the open-sourced code. This might be attributed to the weight of a overlap loss used in ObSuRF, to discourage the objects from overlapping. In Stelzner et al. [14] the same failure mode is reported. In OBPOSE, we instead account for the overlap using a hyper-parameter-free function (*softmax*) in Equation (8). This alleviates the computationally expensive hyper-parameter searching process. Interestingly, using the full 6D pose including the orientation and the location of the objects does not strongly affect the segmentation performance compared to using only the object positions as a way to condition the encoding. This suggests that for object segmentation tasks, the object location itself already provides a strong inductive bias for successful decomposition. Similar results are observed elsewhere in the literature [24], where simple ground-truth position information for objects is used in the first video frame, allowing the model to perform scene segmentation of 2D video data in a weakly supervised fashion. In our approach, we explicitly leverage the 3D reconstruction of the objects whose shape is estimated by the proposed voxelised shape approximation approach. This allows the model to infer the locations and the orientations of objects in a computationally efficient way without using any ground-truth labels. OBPOSE also achieves lower variation on metrics for both datasets, suggesting more stable training compared to the original IC-SBP.

4.3 Scene Generation and Scene Editing

Leveraging the disentangled *where* and *what* object-centric representation, OBPOSE can perform more flexible scene generation and scene editing than previous works[14, 24]. We

demonstrate this benefit with the CLEVR-3D dataset. In Figure 4(a), we show scenes that are generated from OBPOSE by first sampling from the learned object and the background latent space and then rendering from the composition of object and background NeRFs. The object locations and orientations can be arbitrarily set to user-defined values. Figure 4(b–d) demonstrates that OBPOSE can further be used for flexible scene editing (i.e. adding, removing, or manipulating objects in a generated or inferred scene). The object-level scene manipulation Figure 4(d) as an important function of OCGMs has raised people’s attention in generative models [54], OBPOSE thus for the first time implements this in an inference model.




Figure 4: We demonstrate the rendered RGB and depth results of the scenes generated by sampling from the learned latent space (a). We also show the scene editing functions of object addition (b), object removal (c) and object-level scene manipulation (d).

5 Related Work

OBPOSE builds upon prior OCGM work on unsupervised segmentation in both 2D and 3D. Most OCGMs for 2D scene segmentation are formulated as variational autoencoders (VAEs) [23, 36], where different likelihood models serve to explain observations. One set of VAE-OCGMs use bounding boxes, derived from spatial transformer networks (STNs) to represent (*glimpse*) individual objects [6, 12, 20, 25, 28, 52]. Another set represents objects via unsupervised instance segmentation, using pixel-wise mixture models [10, 9, 11, 15, 16, 17, 31, 44, 46]. This latter set relaxes the spatial-consistency requirements imposed by bounding boxes [19], permitting more flexible modelling of objects with complex shapes and textures. However, relaxing spatial consistency has the side-effect that performance can sometimes be biased by features such as the colour of the object [49], which has motivated the search for additional inductive biases. A promising candidate is temporal information. To this end, some works [7, 24, 46] operate on video data and model the correlations between objects explicitly using graph neural networks (GNNs) [58, 59] or Transformers [45].

The idea of a reference pose for an object, has precedent in the context of 6D pose estimation, which aims to find the translation and rotation of an object with respect to some frame of reference. In the supervised setting, labels are defined with respect to a given reference frame [8, 9, 26, 43, 47, 48]. Recently, it has been shown that pose between views of an object, or objects from a common category, can be inferred without labels. Such relative poses have been found for point clouds [27] and RGB-D images [13]. To the best of our knowledge, we are the first to propose a minimum volume approach for discovering pose without supervision and to include pose information, to reduce its variance in the latent code, as an inductive bias.

6 Conclusion

We present OBPOSE, an object-centric inference and generation model that learns 3D-structured latent representations. The model extends IC-SBP for video input, and is noteworthy for introducing *poses* as an inductive bias for scene inference. The model’s ability to infer object pose is facilitated by several recent innovations, including the use of NeRFs and the fast

voxelised shape approximation proposed in this paper. Our experimental results are validated on the CLEVR dataset, the MultiShapeNet dataset, and two synthetic YCB objects datasets. Given its empirical success, outperforming the prior state-of-the-art for static 3D scenes [1] and establishing a baseline for video, we plan to apply OBPOSE as a vision backbone for robot applications.

References

- [1] Christopher P Burgess, Loic Matthey, Nicholas Watters, Rishabh Kabra, Irina Higgins, Matt Botvinick, and Alexander Lerchner. MONet: Unsupervised scene decomposition and representation. *arXiv preprint arXiv:1901.11390*, 2019.
- [2] Berk Calli, Arjun Singh, Aaron Walsman, Siddhartha Srinivasa, Pieter Abbeel, and Aaron M Dollar. The YCB object and model set: Towards common benchmarks for manipulation research. In *2015 International Conference on Advanced Robotics (ICAR)*, pages 510–517. IEEE, 2015.
- [3] Angel X. Chang, Thomas Funkhouser, Leonidas Guibas, Pat Hanrahan, Qixing Huang, Zimo Li, Silvio Savarese, Manolis Savva, Shuran Song, Hao Su, Jianxiong Xiao, Li Yi, and Fisher Yu. ShapeNet: An information-rich 3d model repository. *arXiv preprint arXiv:1512.03012*, 2015.
- [4] Dengsheng Chen, Jun Li, Zheng Wang, and Kai Xu. Learning canonical shape space for category-level 6d object pose and size estimation. *Computer Vision and Pattern Recognition (CVPR)*, pages 11973–11982, 2020.
- [5] Xu Chen, Zijian Dong, Jie Song, Andreas Geiger, and Otmar Hilliges. Category level object pose estimation via neural analysis-by-synthesis. *European Conference on Computer Vision*, pages 139–156, 2020.
- [6] Eric Crawford and Joelle Pineau. Spatially invariant unsupervised object detection with convolutional neural networks. In *Proceedings of the AAAI Conference on Artificial Intelligence*, volume 33, pages 3412–3420, 2019.
- [7] Sébastien Ehrhardt, Oliver Groth, Aron Monszpart, Martin Engelcke, Ingmar Posner, Niloy Mitra, and Andrea Vedaldi. RELATE: Physically plausible multi-object scene synthesis using structured latent spaces. *Advances in Neural Information Processing Systems (NeurIPS)*, 33:11202–11213, 2020.
- [8] Cathrin Elich, Martin R. Oswald, Marc Pollefeys, and Joerg Stueckler. Weakly supervised learning of multi-object 3D scene decompositions using deep shape priors. *Computer Vision and Image Understanding*, 220:103440, 2022.
- [9] Martin Engelcke, Adam R Kosiorek, Oiwi Parker Jones, and Ingmar Posner. GENESIS: Generative scene inference and sampling with object-centric latent representations. *arXiv preprint arXiv:1907.13052*, 2019.
- [10] Martin Engelcke, Oiwi Paker Jones, and Ingmar Posner. Reconstruction bottlenecks in object-centric generative models. *arXiv preprint arXiv:2007.06245*, 2020.
- [11] Martin Engelcke, Oiwi Parker Jones, and Ingmar Posner. GENESIS-v2: Inferring unordered object representations without iterative refinement. *Advances in Neural Information Processing Systems (NeurIPS)*, 34, 2021.

- [12] SM Eslami, Nicolas Heess, Theophane Weber, Yuval Tassa, David Szepesvari, Geoffrey E Hinton, et al. Attend, infer, repeat: Fast scene understanding with generative models. *Advances in Neural Information Processing Systems (NeurIPS)*, 29, 2016.
- [13] Walter Goodwin, Sagar Vaze, Ioannis Havoutis, and Ingmar Posner. Zero-shot category-level object pose estimation. *arXiv preprint arXiv:2204.03635*, 2022.
- [14] Krzysztof M Gorski, Eric Hivon, Anthony J Bandy, Benjamin D Wandelt, Frode K Hansen, Mstvos Reinecke, and Matthias Bartelmann. HEALPix: A framework for high-resolution discretization and fast analysis of data distributed on the sphere. *The Astrophysical Journal*, 622(2):759, 2005.
- [15] Klaus Greff, Antti Rasmus, Mathias Berglund, Tele Hao, Harri Valpola, and Jürgen Schmidhuber. Tagger: Deep unsupervised perceptual grouping. *Advances in Neural Information Processing Systems (NeurIPS)*, 29, 2016.
- [16] Klaus Greff, Sjoerd Van Steenkiste, and Jürgen Schmidhuber. Neural expectation maximization. *Advances in Neural Information Processing Systems (NeurIPS)*, 30, 2017.
- [17] Klaus Greff, Raphaël Lopez Kaufman, Rishabh Kabra, Nick Watters, Christopher Burgess, Daniel Zoran, Loic Matthey, Matthew Botvinick, and Alexander Lerchner. Multi-object representation learning with iterative variational inference. In *International Conference on Machine Learning*, pages 2424–2433. PMLR, 2019.
- [18] Lawrence Hubert and Phipps Arabie. Comparing partitions. *Journal of Classification*, 2(1):193–218, 1985.
- [19] Max Jaderberg, Karen Simonyan, Andrew Zisserman, et al. Spatial transformer networks. *Advances in Neural Information Processing Systems (NeurIPS)*, 28, 2015.
- [20] Jindong Jiang, Sepehr Janghorbani, Gerard De Melo, and Sungjin Ahn. SCALOR: Generative world models with scalable object representations. *arXiv preprint arXiv:1910.02384*, 2019.
- [21] Justin Johnson, Bharath Hariharan, Laurens Van Der Maaten, Li Fei-Fei, C Lawrence Zitnick, and Ross Girshick. CLEVR: A diagnostic dataset for compositional language and elementary visual reasoning. In *Proceedings of the IEEE conference on computer vision and pattern recognition*, pages 2901–2910, 2017.
- [22] Hiroharu Kato, Yoshitaka Ushiku, and Tatsuya Harada. Neural 3D mesh renderer. In *Proceedings of the IEEE conference on computer vision and pattern recognition*, pages 3907–3916, 2018.
- [23] Diederik P Kingma and Max Welling. Auto-encoding variational bayes. *arXiv preprint arXiv:1312.6114*, 2013.
- [24] Thomas Kipf, Gamaleldin F Elsayed, Aravindh Mahendran, Austin Stone, Sara Sabour, Georg Heigold, Rico Jonschkowski, Alexey Dosovitskiy, and Klaus Greff. Conditional object-centric learning from video. *arXiv preprint arXiv:2111.12594*, 2021.
- [25] Adam Kosiorek, Hyunjik Kim, Yee Whye Teh, and Ingmar Posner. Sequential attend, infer, repeat: Generative modelling of moving objects. *Advances in Neural Information Processing Systems (NeurIPS)*, 31, 2018.

- [26] Xiaolong Li, He Wang, Li Yi, Leonidas J. Guibas, A. Lynn Abbott, and Shuran Song. Category level articulated object pose estimation. In *Proceedings of the IEEE/CVF Conference on Computer Vision and Pattern Recognition*, pages 3706–3715, 2020.
- [27] Xiaolong Li, Yijia Weng, Li Yi, Leonidas Guibas, A Lynn Abbott, Shuran Song, and He Wang. Leveraging SE(3) equivariance for self-supervised category-level object pose estimation. *Advances in Neural Information Processing Systems (NeurIPS)*, 2021.
- [28] Zhixuan Lin, Yi-Fu Wu, Skand Vishwanath Peri, Weihao Sun, Gautam Singh, Fei Deng, Jindong Jiang, and Sungjin Ahn. SPACE: Unsupervised object-oriented scene representation via spatial attention and decomposition. *arXiv preprint arXiv:2001.02407*, 2020.
- [29] Lingjie Liu, Jiatao Gu, Kyaw Zaw Lin, Tat-Seng Chua, and Christian Theobalt. Neural sparse voxel fields. *Advances in Neural Information Processing Systems (NeurIPS)*, 33: 15651–15663, 2020.
- [30] Shichen Liu, Tianye Li, Weikai Chen, and Hao Li. Soft rasterizer: A differentiable renderer for image-based 3D reasoning. In *Proceedings of the IEEE/CVF International Conference on Computer Vision*, pages 7708–7717, 2019.
- [31] Francesco Locatello, Dirk Weissenborn, Thomas Unterthiner, Aravindh Mahendran, Georg Heigold, Jakob Uszkoreit, Alexey Dosovitskiy, and Thomas Kipf. Object-centric learning with slot attention. *Advances in Neural Information Processing Systems (NeurIPS)*, 33:11525–11538, 2020.
- [32] Ben Mildenhall, Pratul P Srinivasan, Matthew Tancik, Jonathan T Barron, Ravi Ramamoorthi, and Ren Ng. Nerf: Representing scenes as neural radiance fields for view synthesis. In *European Conference on Computer Vision*, pages 405–421. Springer, 2020.
- [33] Kieran Murphy, Carlos Esteves, Varun Jampani, Srikumar Ramalingam, and Ameesh Makadia. Implicit-pdf: Non-parametric representation of probability distributions on the rotation manifold. *arXiv preprint arXiv:2106.05965*, 2021.
- [34] Michael Niemeyer and Andreas Geiger. Giraffe: Representing scenes as compositional generative neural feature fields. In *Proceedings of the IEEE/CVF Conference on Computer Vision and Pattern Recognition*, pages 11453–11464, 2021.
- [35] William M Rand. Objective criteria for the evaluation of clustering methods. *Journal of the American Statistical Association*, 66(336):846–850, 1971.
- [36] Danilo Jimenez Rezende, Shakir Mohamed, and Daan Wierstra. Stochastic backpropagation and approximate inference in deep generative models. In *International Conference on Machine Learning*, pages 1278–1286. PMLR, 2014.
- [37] Olaf Ronneberger, Philipp Fischer, and Thomas Brox. U-net: Convolutional networks for biomedical image segmentation. In *International Conference on Medical image computing and computer-assisted intervention*, pages 234–241. Springer, 2015.
- [38] Benjamin Sanchez-Lengeling, Emily Reif, Adam Pearce, and Alexander B. Wiltschko. A gentle introduction to graph neural networks. *Distill*, 2021. doi: 10.23915/distill.00033. <https://distill.pub/2021/gnn-intro>.
- [39] Franco Scarselli, Marco Gori, Ah Chung Tsoi, Markus Hagenbuchner, and Gabriele Monfardini. The graph neural network model. *IEEE Transactions on Neural Networks*, 20(1):61–80, 2009.

- [40] Katja Schwarz, Yiyi Liao, Michael Niemeyer, and Andreas Geiger. GRAF: Generative radiance fields for 3D-aware image synthesis. *Advances in Neural Information Processing Systems (NeurIPS)*, 33:20154–20166, 2020.
- [41] Karl Stelzner, Kristian Kersting, and Adam R Kosiorek. Decomposing 3D scenes into objects via unsupervised volume segmentation. *arXiv preprint arXiv:2104.01148*, 2021.
- [42] Hugues Thomas, Charles R Qi, Jean-Emmanuel Deschaud, Beatriz Marcotegui, François Goulette, and Leonidas J Guibas. Kpconv: Flexible and deformable convolution for point clouds. In *Proceedings of the IEEE/CVF international conference on computer vision*, pages 6411–6420, 2019.
- [43] Meng Tian, Marcelo H. Ang, and Gim Hee Lee. Shape prior deformation for categorical 6d object pose and size estimation. *European Conference on Computer Vision*, pages 530–546, 2020.
- [44] Sjoerd Van Steenkiste, Michael Chang, Klaus Greff, and Jürgen Schmidhuber. Relational neural expectation maximization: Unsupervised discovery of objects and their interactions. *arXiv preprint arXiv:1802.10353*, 2018.
- [45] Ashish Vaswani, Noam Shazeer, Niki Parmar, Jakob Uszkoreit, Llion Jones, Aidan N Gomez, Łukasz Kaiser, and Illia Polosukhin. Attention is all you need. *Advances in Neural Information Processing Systems (NeurIPS)*, 30, 2017.
- [46] Rishi Veerapaneni, John D Co-Reyes, Michael Chang, Michael Janner, Chelsea Finn, Jiajun Wu, Joshua Tenenbaum, and Sergey Levine. Entity abstraction in visual model-based reinforcement learning. In *Conference on Robot Learning*, pages 1439–1456. PMLR, 2020.
- [47] Chen Wang, Roberto Martín-Martín, Danfei Xu, Jun Lv, Cewu Lu, Li Fei-Fei, Silvio Savarese, and Yuke Zhu. 6-pack: Category-level 6d pose tracker with anchor-based keypoints. *International Conference on Robotics and Automation (ICRA)*, pages 10059–10066, 2020.
- [48] He Wang, Srinath Sridhar, Jingwei Huang, Julien Valentin, Shuran Song, and Leonidas J. Guibas. Normalized object coordinate space for category-level 6d object pose and size estimation. *arXiv preprint arXiv:1901.02970*, 2019.
- [49] Marissa A Weis, Kashyap Chitta, Yash Sharma, Wieland Brendel, Matthias Bethge, Andreas Geiger, and Alexander S Ecker. Unmasking the inductive biases of unsupervised object representations for video sequences. *arXiv preprint arXiv:2006.07034*, 2, 2020.
- [50] Yizhe Wu, Oiwi Parker Jones, Martin Engelcke, and Ingmar Posner. APEX: unsupervised, object-centric scene segmentation and tracking for robot manipulation. *International Conference on Intelligent Robots and Systems (IROS)*, 2021.
- [51] Haozhe Xie, Hongxun Yao, Xiaoshuai Sun, Shangchen Zhou, and Shengping Zhang. Pix2vox: Context-aware 3D reconstruction from single and multi-view images. In *Proceedings of the IEEE/CVF International Conference on Computer Vision*, pages 2690–2698, 2019.
- [52] Taufik Xu, Chongxuan Li, Jun Zhu, and Bo Zhang. Multi-objects generation with amortized structural regularization. *Advances in Neural Information Processing Systems (NeurIPS)*, 32, 2019.

- [53] Anna Yershova, Swati Jain, Steven M Lavalley, and Julie C Mitchell. Generating uniform incremental grids on $SO(3)$ using the Hopf fibration. *The International Journal of Robotics Research*, 29(7):801–812, 2010.
- [54] Hong-Xing Yu, Leonidas J Guibas, and Jiajun Wu. Unsupervised discovery of object radiance fields. *arXiv preprint arXiv:2107.07905*, 2021.