

A Model-Based Reinforcement Learning Approach for PID Design

Hozefa Jesawada, Amol Yerudkar, Carmen Del Vecchio, and Navdeep Singh

Abstract—Proportional-integral-derivative (PID) controller is widely used across various industrial process control applications because of its straightforward implementation. However, it can be challenging to fine-tune the PID parameters in practice to achieve robust performance. The paper proposes a model-based reinforcement learning (RL) framework to design PID controllers leveraging the probabilistic inference for learning control (PILCO) method and Kullback-Leibler divergence (KLD). Since PID controllers have a much more interpretable control structure than a network basis function, an optimal policy given by PILCO is transformed into a set of robust PID tuning parameters for underactuated mechanical systems. The presented method is general and can blend with several model-based and model-free algorithms. The performance of the devised PID controllers is demonstrated with simulation studies for a benchmark cart-pole system under disturbances and system parameter uncertainties.

I. INTRODUCTION

Proportional-integral-derivative (PID) controllers overwhelmingly dominate wide range of industrial processes owing to their simplicity and efficiency [1]. Designing a control scheme necessitates tuning the PID gains, which can be done manually or through a heuristic method. For example, Ziegler-Nichols [2] is a well-known method for achieving the necessary performance for uncertain systems. This method is challenging to implement and can make the system susceptible to parameter changes, thereby failing to maintain control performance. The dominant pole placement and biggest log modulus methods are also used widely for multiple-input-multiple-output (MIMO) systems [3]. Such approaches aim to fine-tune each control loop independently. In the last decades, many researchers have proposed adaptive PID control strategies, for instance, see [4], [5] and the references therein. However, these tuning methods resort to model-based control theory, wherein firstly mathematical model is constructed using the first principles or system identification which then is utilized to devise the controllers. It is observed that the derived model only approximates the actual dynamical system with significant uncertainties, which raises a number of practical issues.

Reinforcement learning (RL) has spurred widespread interest in the research community by introducing data-driven methods as an alternative to model-based control techniques. Authors in [6] and [7] have presented data-driven PID tuning techniques based on iterative learning control and one-shot

experiment data, respectively. In addition, some modern data-driven PID tuning methods such as deep learning, RL and genetic optimization have been presented in [8], [9]. A tuning method by employing RL and deep neural networks has been derived in [10]. Bayesian optimization and Gaussian process (GP) methods have recently been investigated for tuning controllers without previous knowledge of the system dynamics [11], [12]. Doerr *et al.* [13] proposed a model-based RL framework by resorting to one of the famous model-based RL approaches, namely, probabilistic inference for learning control (PILCO) [14], which has a data-efficient structure that relies on Bayesian inference with the GP. In particular, authors in [13] obtained optimal PID parameters for a seven degree-of-freedom robot arm balancing an inverted pendulum by considering the PID as an RL agent with augmented state-space and analytically solving error gradients to design the optimal gains. Recently, Yoo *et al.* [15] integrated the linear combination of deterministic controllers (a PD controller and an LQR) and a parameterized policy directly into the PILCO algorithm to achieve faster convergence. To the best of the authors' knowledge, only [13] deals with optimizing PID gains for MIMO systems by modifying the PILCO. However, there are some shortcomings of PILCO, such as limited handling of low-data regimes, a priori parameterized policy requirements, no possibility to include safety constraints, etc. Several algorithms have been presented to overcome PILCO's limitations. For example, DeepPILCO [16], safePILCO [17] and model-based policy optimization (MBPO) [18]. Nonetheless, the results in [13] cannot be extended to the algorithms in [16]–[18]. Thus, designing a structurally simple, efficient, and robust PID controller using a model-based RL framework deserves more attention from the research community.

By following this stream of research, in this paper, we present a generalized method for designing PID controllers that can hinge on several model-based and model-free RL algorithms. To demonstrate the results, we select a benchmark data-efficient PILCO algorithm and exploit its inherent properties to develop robust PID controllers for a general class of systems. Different from [13] and [15], in this paper, we utilize Kullback-Leibler divergence (KLD) [19] to transform the PILCO policy into an interpretable control design, i.e., a PID controller for underactuated systems. The designed controller is robust against disturbances and system parameter uncertainties. The main contributions of this paper as follows: i) We propose KLD-based generalized framework to design optimal PID tuning parameters for MIMO systems. The designed controllers utilize recorded system data and are iteratively optimized without a priori knowledge of the

H. Jesawada, A. Yerudkar and C. Del Vecchio are with the Department of Engineering, University of Sannio, Benevento 82100, Italy. {jesawada, ayerudkar, c.delvecchio}@unisannio.it.

N. Singh is with the Department of Electrical Engineering, Veermata Jijabai Technological Institute, Mumbai 400019, India. {nmsingh}@ee.vjti.ac.in.

system dynamics; ii) We leverage the PILCO structure to present the main results on PID design. The proposed method is demonstrated by a simulation study on an underactuated cart-pole system. The designed PID controller shows robust behavior when tested under matched and unmatched disturbances and some system parameter uncertainties; iii) To illustrate the versatility of our method, we also design PID controllers using MBPO as the underlying structure instead of PILCO and show the closed-loop performance of the cart-pole system; iv) A closed-loop stability study is performed with region of attraction (ROA) analysis to show the viability of the presented results.

II. PRELIMINARIES AND PROBLEM FORMULATION

This section introduces concepts of PID control scheme and model-based RL followed by the problem formulation.

Consider a discrete dynamical system with state $x_\tau \in \mathbb{R}^M$ and input $u_\tau \in \mathbb{R}^N$, represented as

$$x_{\tau+1} = g(x_\tau, u_\tau) + \omega_\tau, \quad (1)$$

where $g(\cdot)$ is some nonlinear function defining unknown system dynamics and ω_τ is the output uncertainty component derived as the the normal distribution $\mathcal{N}(0, \Sigma_\omega)$. The objective is to design a robust PID controller that renders the system asymptotically stable under input disturbances and system parameter variations.

A. PID controller

PID controller is the most common type of controller used in practice due to its typical structure, high reliability, and ease of operation. The basic structure of the PID controller is defined as follows $u_\tau = K_P e_\tau + K_I \int_0^\tau e_\tau d\tau + K_D \frac{de_\tau}{d\tau}$, where u_τ is the control input of a plant, e_τ is the error term derived from desired output denoted by x_{des} and plant output x_τ as $e_\tau = x_{des} - x_\tau$, K_P , K_I , and K_D denote gains of proportional, integral, and derivative terms. There are various methods for tuning controller gains in literature [20]. Though controllers for the lower-dimensional systems can be tuned manually, tuning controller gains for higher dimension systems with under-actuated dynamics is a difficult task.

Underactuated systems are characterized by the fact that there are more degrees of freedom than actuators, i.e., one or more degrees of freedom are unactuated. The underactuated dynamics may cause controller couplings, and tuning each controller independently may not be feasible. The proposed method can overcome such challenges posed by the coupling of the controllers. The possible PID structures are exemplified with two controllers as shown below in (2) and (3).

$$K = \begin{bmatrix} K_{p1} & 0 & K_{i1} & 0 & K_{d1} & 0 \\ 0 & K_{p2} & 0 & K_{i2} & 0 & K_{d2} \end{bmatrix}, \quad (2)$$

$$K = [K_{p1} \quad K_{p2} \quad K_{i1} \quad K_{i2} \quad K_{d1} \quad K_{d2}]. \quad (3)$$

The two controllers acting on different input is shown in (2), while (3) represents the additive action on single input [13]. We present a generalized data-driven RL-based method that can deal with the aforementioned PID structures.

B. Reinforcement Learning: A Model-Based Approach

RL is one of the paradigms of machine learning which focuses on learning system dynamics through interactions with the environment [21]. RL algorithms are broadly classified as model-free and model-based. This paper deals with the model-based RL algorithms.

Model-based RL methods are more promising in terms of data-efficiency while learning control policies [12], [14]. One such model-based on-policy RL method which has gain popularity is PILCO [14]. This method learns the dynamics model using Bayesian inference with GP, predicts the cost using the learned dynamics and uncertainty propagation, and then performs gradient descent to find the optimal policy.

The objective of PILCO is to find a policy π_φ controlling a system towards a desired state, parameterized by φ that minimizes the expected cost-to-go $J_\pi(\varphi)$ derived as

$$J_\pi(\varphi) = \sum_{\tau=0}^T \mathbb{E}_{x_\tau} [c(x_\tau)], \quad x_0 \sim \mathcal{N}(\mu_0, \Sigma_0), \quad (4)$$

where $c(x_\tau)$ is the immediate cost of being in state x at time τ w.r.t. to the desired state x_{des} , and $\mathbb{E}[\cdot]$ is the expected value operator. The initial state x_0 is considered to be random function with mean (μ_0) and variance (Σ_0) .

PILCO employs GP to model the system dynamics denoted as $\hat{g}(\cdot)$, where tuple $(x_\tau, u_\tau) \in \mathbb{R}^{M+N}$ is considered model input and differences $\Delta_\tau = x_{\tau+1} - x_\tau \in \mathbb{R}^M$ as training targets. The joint probability density function (pdf) of $x_{\tau+1}$ for a given (x_τ, u_τ) is derived as

$$p(x_{\tau+1} | x_\tau, u_\tau) = \mathcal{N}(x_{\tau+1} | \mu_{\tau+1}, \Sigma_{\tau+1}), \quad (5)$$

where the mean function is $\mu_{\tau+1} = x_\tau + \mathbb{E}_g[\Delta_\tau]$, and variance function is $\Sigma_{\tau+1} = \text{var}_g[\Delta_\tau]$.

The GP output is prediction with $[\hat{x}] := [x^\top u^\top]^\top$. The training input and target data matrix for n samples are represented as $\tilde{X} = [\tilde{x}_1, \dots, \tilde{x}_n]$, and $Y = [\Delta_1, \dots, \Delta_n]^\top$, respectively. The data $Y \sim \mathcal{N}(0, \mathbb{K})$ with $\mathbb{K} = \Sigma_\eta + \Sigma_\omega^2 I$, and $M \times M$ identity matrix I , is represented in the Bayesian approach. The elements of Σ_η are rewritten by $\Sigma_{ij} = \text{cov}(\Delta_i, \Delta_j) = \mathbb{C}(\tilde{x}_i, \tilde{x}_j)$, where $\mathbb{C}(\cdot, \cdot)$ is a positive semidefinite covariance function, which is also called *kernel*. We refer to [22] for a detailed discussion on GP-based policy search.

In PILCO the policy is parameterized either as a network of Gaussian/squared exponential basis functions or as a linear policy. This policy evaluation loop is terminated once the optimal policy is learned, i.e., the optimum parameters θ^* are attained. On learning a optimal policy, it is rolled-out to the system and a new data set is generated. Combined with previously generated data, the data-set is employed to refine and update the dynamical model of the system.

C. Problem formulation: learning PID gains through π_φ

The model-based RL method namely PILCO (originally introduced in [14]) described in Section II-B is summarized in the following algorithm.

Algorithm 1 Model-Based Optimal Policy Search

- 1: Initialize parameters of the controller by sampling distribution $\varphi \sim \mathcal{N}(0, \sigma)$. Perform random policy roll-out and collect data.
 - 2: **repeat**
 - Learn system dynamics using all the collected data.
 - repeat**
 - Roll-out: Compute $J_\pi(\varphi)$ given $\pi_\varphi(\tilde{X}_\tau, \varphi)$ and $\hat{g}(\cdot)$
 - Analytically compute policy gradient $dJ/d\varphi$.
 - Gradient based update of parameters φ .
 - until** Convergence to φ^* .
 - Perform policy π_φ^* roll-out and record system data.
 - 3: **until** Task learned.
 - 4: **return** Optimal policy π_φ^* .
-

The proposed framework employs Algorithm 1, to find the optimal policy π_φ^* . Now, the task is to transfer this learned policy π_φ^* to a more straightforwardly interpretable and implementable PID controller.

The proposed PID design method in the paper exploits the forward Kullback-Leibler divergence (KLD) as a loss metric to map π_φ^* to the PID architecture in the form of controller gains. The KLD is defined as

$$\mathbb{D}(f(\mathcal{X})||g(\mathcal{X})) = \sum_{\mathcal{X}} f(\mathcal{X}) \log \left(\frac{f(\mathcal{X})}{g(\mathcal{X})} \right), \quad (6)$$

where, $f(\cdot)$ and $g(\cdot)$ are pdfs over some domain \mathcal{X} . Intuitively, $\mathbb{D}(f(\mathcal{X})||g(\mathcal{X}))$ is a measure of the proximity of the pairs of pdfs, $f(\mathcal{X})$ and $g(\mathcal{X})$.

Through multiple roll-outs of policy π_φ^* over the system model defined in (1) the system state and control input trajectory dataset is generated. The generated dataset is used as a ground truth in the forward KLD optimization.

III. MAIN RESULTS

The optimal control policy π_φ^* learned through the PILCO algorithm is used to generate state and control trajectory data with multiple roll-outs. The generated data is represented as

$$\mathbf{E} = (\{\mathbf{X}, \mathbf{U}\}), \quad (7)$$

where, $\mathbf{X} \in \mathbb{R}^{M \times n}$ is the state trajectory data matrix with M as system state dimension with n samples. Similarly, $\mathbf{U} \in \mathbb{R}^{N \times n}$ with N as the dimension of control inputs.

The collected data \mathbf{E} is then augmented with the corresponding error data-set \mathcal{E} is formulated as

$$\mathcal{E} = [\tilde{e}_1; \dots; \tilde{e}_n], \text{ with } \tilde{e}_i = \left(e_\tau, \Delta T \sum_{\tau=0}^T e_\tau, \frac{e_\tau - e_{\tau-1}}{\Delta T} \right), \quad (8)$$

where ΔT is system's sampling time.

Augmenting \mathcal{E} from (8) to \mathbf{E} in (7) gives the augmented dataset $\tilde{\mathbf{E}}$, denoted by

$$\tilde{\mathbf{E}} = (\{\mathbf{E}, \mathcal{E}\}). \quad (9)$$

After collecting trajectory data of system states and input action for multiple different initial conditions, a conditional probability distribution can be formulated as $p(x_\tau | x_{\tau-1}, u_\tau)$, where $p(\cdot | \cdot)$ represents the conditional pdf.

The PID controller can be tuned by minimizing the KLD between the joint pdf P^π of PILCO policy π_φ^* with corresponding state distribution, and the joint pdf Q^ϕ of the e_τ with PID controller pdf $c(\cdot)$ as follows:

$$\mathbb{D}(P^\pi || Q^\phi) = \sum_{\tilde{\mathbf{E}}} P^\pi(\tilde{\mathbf{E}}) \log \left(\frac{P^\pi(\tilde{\mathbf{E}})}{Q^\phi(\tilde{\mathbf{E}})} \right), \quad (10)$$

where,

$$P^\pi(\tilde{\mathbf{E}}) = \prod_{\tau=0}^T p^\pi(\tilde{e}_\tau | u_\tau, \tilde{e}_{\tau-1}) c^\pi(u_\tau | \tilde{e}_{\tau-1}), \quad (11)$$

is the close-loop system joint pdf for the PILCO policy π_φ^* , and

$$Q^\phi(\tilde{\mathbf{E}}) = \prod_{\tau=0}^T p(\tilde{e}_\tau | u_\tau, \tilde{e}_{\tau-1}) c^\phi(u_\tau | \tilde{e}_{\tau-1}), \quad (12)$$

is the close-loop system joint pdf with the PID controller in the feedback loop. The PID controller pdf $c^\phi(u_\tau | \tilde{e}_{\tau-1}) = \mathcal{N}(u_\tau^\phi, \sigma_\phi)$, where the mean u_τ^ϕ and covariance σ_ϕ parameterized by PID gains ϕ .

Assumption 1: We assume that the distribution $Q^\phi(\mathbf{E})$ is of exponential nature, as it allows $\mathbb{D}(\cdot || \cdot)$ to be convex in ϕ .

Based on the above assumption, we present the following lemma to map the PILCO policy into optimal PID gains.

Lemma 3.1: Given a tuned RL policy π_φ^* , a set of optimal PID parameters can be obtained if $\arg \min_{\phi} \mathbb{D}(\cdot || \cdot) < \epsilon$, where ϵ is some constant with positive real value and ϕ is the set of PID parameters $\{K_P, K_I, K_D\}$.

Proof: For the system in (1) and controller pdfs in (11), (12) the KLD can be written in the additive form as

$$\begin{aligned} \mathbb{D}(P^\pi || Q^\phi) &= \sum_{\tilde{\mathbf{E}}} P^\pi(\tilde{\mathbf{E}}) \log \left(\frac{P^\pi(\tilde{\mathbf{E}})}{Q^\phi(\tilde{\mathbf{E}})} \right) \\ &= \sum_{\tilde{\mathbf{E}}} P^\pi(\tilde{\mathbf{E}}) \left(\log(P^\pi(\tilde{\mathbf{E}})) - \log(Q^\phi(\tilde{\mathbf{E}})) \right) \\ &= \underbrace{\sum_{\tilde{\mathbf{E}}} P^\pi(\tilde{\mathbf{E}}) \log(P^\pi(\tilde{\mathbf{E}}))}_{\text{entropy}} - \underbrace{\sum_{\tilde{\mathbf{E}}} P^\pi(\tilde{\mathbf{E}}) \log(Q^\phi(\tilde{\mathbf{E}}))}_{\text{cross-entropy}}. \end{aligned}$$

The first term is entropy ($\mathcal{H}(\cdot)$) which doesn't depend on ϕ . So, we only focus on the second term which is cross-entropy, derived as

$$\begin{aligned} \sum_{\tilde{\mathbf{E}}} P^\pi(\tilde{\mathbf{E}}) \log(Q^\phi(\tilde{\mathbf{E}})) &= \frac{1}{Z_P} \sum_{\tilde{\mathbf{E}}} P^\pi(\tilde{\mathbf{E}}) \log \left(\frac{Q^\phi(\tilde{\mathbf{E}})}{Z_Q} \right) \\ &= \frac{1}{Z_P} \sum_{\tilde{\mathbf{E}}} \bar{P}^\pi(\tilde{\mathbf{E}}) \log(\bar{Q}^\phi(\tilde{\mathbf{E}})) - \frac{1}{Z_P} \sum_{\tilde{\mathbf{E}}} \bar{P}^\pi(\tilde{\mathbf{E}}) \log(Z_Q) \\ &= \frac{1}{Z_P} \sum_{\tilde{\mathbf{E}}} \bar{P}^\pi(\tilde{\mathbf{E}}) \log(\bar{Q}^\phi(\tilde{\mathbf{E}})) - \log(Z_Q) \left(\frac{1}{Z_P} \sum_{\tilde{\mathbf{E}}} \bar{P}^\pi(\tilde{\mathbf{E}}) \right) \\ &= \frac{1}{Z_P} \sum_{\tilde{\mathbf{E}}} \bar{P}^\pi(\tilde{\mathbf{E}}) \log(\bar{Q}^\phi(\tilde{\mathbf{E}})) - \log(Z_Q), \end{aligned} \quad (13)$$

where data normalization is performed using the normalizing constants Z_P and Z_Q . The gradient for the optimization problem when Q^ϕ belongs to the exponential family can be derived as

$$\begin{aligned} \nabla & \left[\frac{1}{Z_P} \sum_{\tilde{\mathbf{E}}} \bar{P}^\pi(\tilde{\mathbf{E}}) \log(\bar{Q}^\phi(\tilde{\mathbf{E}})) - \log(Z_Q) \right] \\ & = \frac{1}{Z_P} \sum_{\tilde{\mathbf{E}}} \bar{P}^\pi(\tilde{\mathbf{E}}) \nabla [\log(\bar{Q}^\phi(\tilde{\mathbf{E}}))] - \nabla \log(Z_Q). \end{aligned} \quad (14)$$

The optimization problem can be formulated w.r.t ϕ as

$$\begin{aligned} \arg \min_{\phi} \mathbb{D}(P^\pi \parallel Q^\phi) & := \\ & = \arg \min_{\phi} \mathbb{E}_{\tilde{\mathbf{E}} \sim P} \left[-\log(Q^\phi(\tilde{\mathbf{E}})) \right] + \mathcal{H}(P^\pi(\tilde{\mathbf{E}})) \\ & = \arg \min_{\phi} \mathbb{E}_{\tilde{\mathbf{E}} \sim P} \left[-\log(Q^\phi(\tilde{\mathbf{E}})) \right] \\ & = \arg \max_{\phi} \mathbb{E}_{\tilde{\mathbf{E}} \sim P} \left[\log(Q^\phi(\tilde{\mathbf{E}})) \right]. \end{aligned} \quad (15)$$

Notice that this is identical to the maximum likelihood estimation objective. In other words, the objective (15) will sample points from $P^\pi(\tilde{\mathbf{E}})$ and try to maximize the probability of the points under $Q^\phi(\tilde{\mathbf{E}})$. A good approximation under the forward KLD objective thus satisfies wherever $P(\cdot)$ has high probability $Q(\cdot)$ must also have high probability. Consider this mean-seeking behavior, because the approximate distribution $Q(\cdot)$ must cover all the modes and regions of high probability in $P(\cdot)$. It is worth to note that the forward KLD doesn't penalize $Q(\cdot)$ for having high probability mass where $P(\cdot)$ does not.

Being convex, the objective function eventually converges to a small neighborhood of zero (ϵ). Thus, minimization of \mathbb{D} over ϕ yields a set of optimal PID gains ϕ^* . This completes the proof. ■

Remark 1: It is worth highlighting that, while learning the PILCO policy π_φ^* , plant noise and system parameter uncertainty are introduced in each roll-out, thereby yielding a robust PILCO policy. During the design of optimal PID tuning parameters by Lemma 3.1, the robustness of π_φ^* is inherited to the ϕ^* , which leads to a robust PID controller for a system parameters (ψ) distribution $\mathcal{N}(\mu_\psi, \sigma_\psi)$.

We present the following algorithm to summarize the designing of a set of robust PID tuning parameters.

IV. SIMULATION RESULTS AND ANALYSIS

The proposed method is employed to devise robust PID controller gains for a benchmark underactuated cart-pole system presented in [23]. It is defined by four states $s = \{x, \dot{x}, \theta_{\text{rad}}, \dot{\theta}_{\text{rad}}\}$, where x is the cart-position, \dot{x} is the cart velocity, θ_{rad} and $\dot{\theta}_{\text{rad}}$ are pole angle and angular velocity, respectively. The desired set point is $s_{des} = \{0, 0, 0, 0\}$, which is the upright position for the pole (unstable equilibrium). The control structure (3) is used for the cart-pole example. The feedback from channels for x and θ_{rad} are used to derive the control input $u = K\tilde{e}^\top$, where K and \tilde{e} are defined in (3) and (8), respectively.

Algorithm 2 Learning ϕ^* through π_φ^*

- 1: **Input:** π_φ^* from Algorithm 1
 - 2: **Step 1:**
 - Roll-out learned π_φ^* to form \mathbf{E} as in (7).
 - Formulate \mathcal{E} as per (8).
 - Data augmentation as per (9).
 - Initialize PID parameters ϕ as random variables.
 - 3: **Step 2:**
 - According to the Lemma 3.1, **repeat**
 - Formulate optimization problem as per (15) over the domain of $\tilde{\mathbf{E}}$.
 - Minimize $\mathbb{D}(\cdot \parallel \cdot)$ over ϕ in (15).
 - Update ϕ in (15) and (14).
 - **until** (15) converges to ϵ
 - 4: **return** ϕ^*
-

A. Learning PID gains from π_φ^*

The robust PID gains are learned from the PILCO policy π_φ^* by solving (15). By following Lemma 3.1, the KLD analysis is depicted in Fig. 1, where Figs. 1(a) and 1(d) show the joint pdf of π_φ^* with x and θ_{rad} , respectively. The initial joint pdf of the PID controller with x and θ_{rad} is shown in Figs. 1(b) and 1(e), respectively, where initial PID parameters are randomly generated from a distribution. It can be seen in Figs. 1(c) and 1(f) that at the 900th iteration, joint pdfs of the PID and π_φ^* follow Lemma 3.1.

B. Stability analysis of the closed-loop system

To provide a certificate of stability for PID controlled close-loop system, roll-outs with the boundary points of the region of attraction (ROA) as initial conditions are performed. The ROA of the close-loop system is estimated using the stable trajectory data collected through roll-outs. The method for ROA estimation derived in [24] depends on the system trajectory data instead of the nonlinear ordinary differential equations. The method doesn't rely on the analytically determined Lyapunov function $V(x_\tau)$, it uses the converse Lyapunov theorems defined as, $V(x_\tau) = \int_0^\infty \|f(x_\tau)\|^2 d\tau$, where $f(x_\tau^i)$ for $i = \{1, n\}$ is the system trajectory over n initial conditions. After obtaining the optimal Lyapunov function $V^*(x_\tau)$, the ROA is estimated as a maximal level set of the V^* .

ROA of the cart-pole system around the unstable equilibrium point $\{\theta, \dot{\theta}\} = \{0, 0\}$ is shown in the Fig. 2, wherein the system is controlled by PIDs designed using PILCO. The PID controlled trajectories with boundary initial conditions, converging to the unstable equilibrium are also plotted in the Fig. 2. This shows that the controller derived using Algorithm 2 successfully stabilizes the system to unstable equilibrium even with ROA boundary initial conditions.

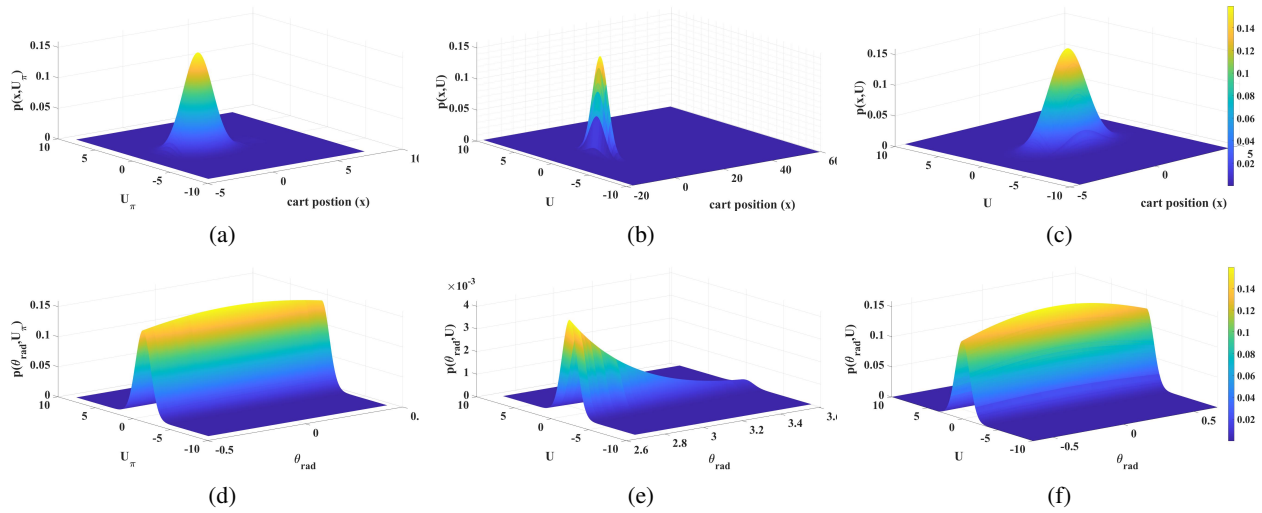


Fig. 1: Minimizing $\mathbb{D}(\cdot||\cdot)$, (a) joint pdf of π_ϕ^* and cart position (x); (b) initial joint pdf of PID controller and x ; (c) joint pdf of PID controller and x after convergence to ϕ^* ; (d) joint pdf of π_ϕ^* and pole angle (θ_{rad}); (e) initial joint pdf of PID controller and θ_{rad} ; (f) joint pdf of PID controller and θ_{rad} after convergence to ϕ^* .

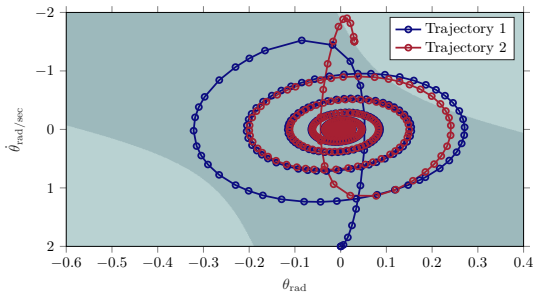


Fig. 2: ROA (dark shaded region) of the cart-pole system for an unstable equilibrium and the converging trajectories.

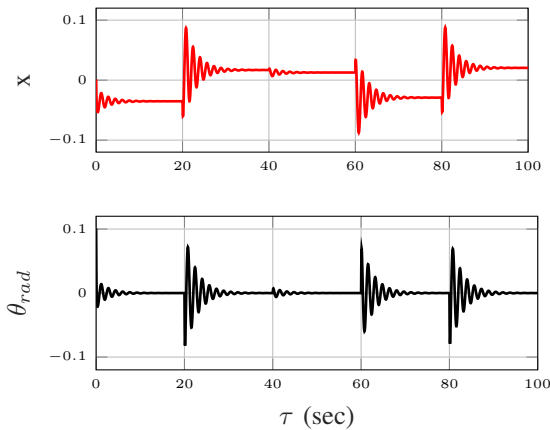


Fig. 3: System trajectory for matched disturbance on x .

C. Controller performance under disturbance and system parameter uncertainty

When a disturbance on the actuated channel is applied it is known as matched disturbance, and a disturbance on the unactuated channel is a unmatched disturbance. The perfor-

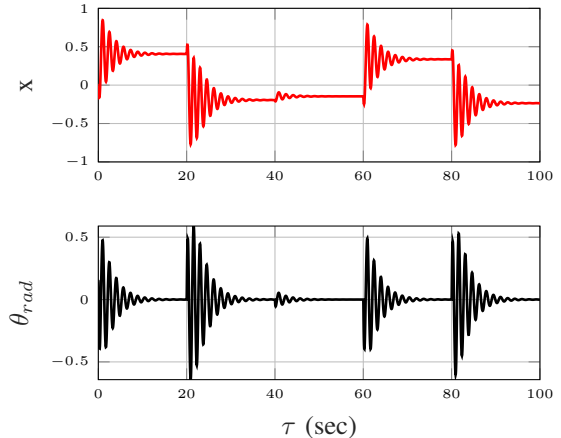


Fig. 4: System trajectory for unmatched disturbance on θ .

mance analysis of the tuned PD controller using proposed method under both matched and unmatched disturbances is provided. The close-loop system response for matched disturbance on the cart is shown in Fig. 3, while Fig. 4 shows system response for unmatched disturbance. It is clear from the Fig. 3 and Fig. 4 that controller can render system asymptotically stable for both kind of disturbances. The controller has tolerance for noise in both PIDs' feedback channel. Thus, the conclusion can be drawn that the learned controller gains are less prone to the matched and unmatched noise (which enters the system through input).

For a controller to be called robust it should stabilize the system under model/parameter uncertainty for some given range. In Algorithm 1, plant noise and uncertainty in data is introduced to yield a robust policy π_ϕ^* , this property is transferred to the PID gains obtained through Algorithm 2. Fig. 5 depicts close-loop system response for parameter uncertainty. System parameters, namely pendulum mass m

(kg) and pole length l (m) are sampled from a distribution $\mathcal{N}(\mu_{m,l}, \Sigma_{m,l})$, where the parameter mean $\mu_{m,l} = [0.2; 0.5]$ and variance $\Sigma_{m,l} = I_{2 \times 2} [0.0025, 0.005]^\top$. The figure clearly shows the robustness of the designed controller. Finally, we replaced PILCO with the MBPO algorithm to design the PID controllers for the cart-pole system. Fig. 6 shows the closed-loop performance, wherein the system is stabilized at $s_{des} = \{0, 0, 0, 0\}$.

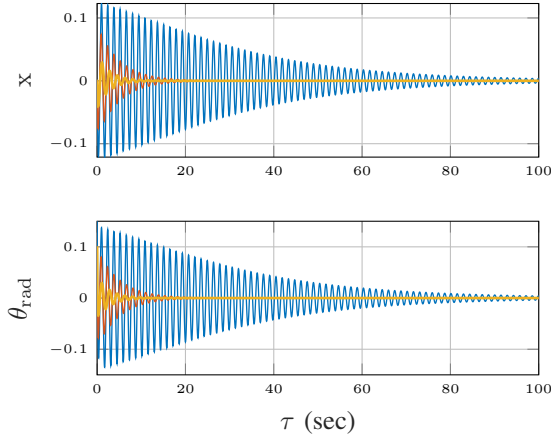


Fig. 5: System stabilization to unstable equilibrium under parameter uncertainty, where (—) represents system trajectory for $m=0.15$ kg and $l=0.5$ m; for (—) $m=0.2$ kg and $l=0.6$ m; for (—) $m=0.3$ kg and $l=0.75$ m.

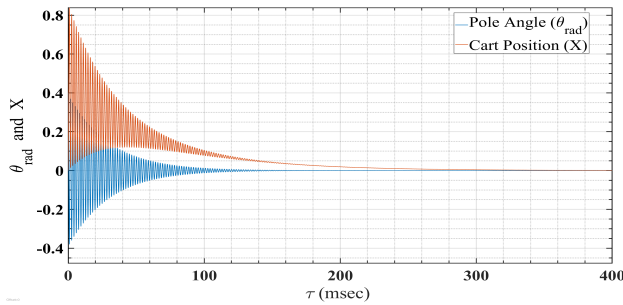


Fig. 6: MBPO-PID performance on cart-pole.

V. CONCLUSION

A generalized framework for designing PID controllers has been presented. In particular, based on the KLD and leveraging the state trajectory data and control policy of data-efficient model-based RL methods, a more interpretable PID control design technique has been presented. Further, PIDs have been designed using PILCO and MBPO algorithms, and closed-loop behavior has been demonstrated. Robust performance has been observed under various disturbances and parameter uncertainty.

REFERENCES

[1] K. J. Åström and T. Hägglund, *PID controllers: theory, design, and tuning*. ISA-The Instrumentation, Systems and Automation Society, 1995.

[2] J. G. Ziegler, N. B. Nichols *et al.*, “Optimum settings for automatic controllers,” *trans. ASME*, vol. 64, no. 11, 1942.

[3] A. O’dwyer, *Handbook of PI and PID controller tuning rules*. World Scientific, 2009.

[4] D. Yu, T. Chang, and D. Yu, “A stable self-learning pid control for multivariable time varying systems,” *Control Engineering Practice*, vol. 15, no. 12, pp. 1577–1587, 2007.

[5] T. Yamamoto and S. Shah, “Design and experimental evaluation of a multivariable self-tuning pid controller,” *IEE Proceedings-Control Theory and Applications*, vol. 151, no. 5, pp. 645–652, 2004.

[6] S. Z. Khong, D. Nešić, and M. Krstić, “Iterative learning control based on extremum seeking,” *Automatica*, vol. 66, pp. 238–245, 2016.

[7] Y. Zhang, Y. Jia, T. Chai, D. Wang, W. Dai, and J. Fu, “Data-driven pid controller and its application to pulp neutralization process,” *IEEE Transactions on Control Systems Technology*, vol. 26, no. 3, pp. 828–841, 2017.

[8] I. Carlucho, M. De Paula, and G. G. Acosta, “An adaptive deep reinforcement learning approach for mimo pid control of mobile robots,” *ISA transactions*, vol. 102, pp. 280–294, 2020.

[9] A. Y. Jaen-Cuellar, R. de J. Romero-Troncoso, L. Morales-Velazquez, and R. A. Osornio-Rios, “Pid-controller tuning optimization with genetic algorithms in servo systems,” *International Journal of Advanced Robotic Systems*, vol. 10, no. 9, p. 324, 2013.

[10] W. J. Shipman and L. C. Coetzee, “Reinforcement learning and deep neural networks for pi controller tuning,” *IFAC-PapersOnLine*, vol. 52, no. 14, pp. 111–116, 2019.

[11] A. Marco, P. Hennig, J. Bohg, S. Schaal, and S. Trimpe, “Automatic LQR tuning based on Gaussian process global optimization,” in *2016 IEEE international conference on robotics and automation (ICRA)*. IEEE, 2016, pp. 270–277.

[12] M. Neumann-Brosig, A. Marco, D. Schwarzmann, and S. Trimpe, “Data-efficient autotuning with bayesian optimization: An industrial control study,” *IEEE Transactions on Control Systems Technology*, vol. 28, no. 3, pp. 730–740, 2019.

[13] A. Doerr, D. Nguyen-Tuong, A. Marco, S. Schaal, and S. Trimpe, “Model-based policy search for automatic tuning of multivariate pid controllers,” in *2017 IEEE International Conference on Robotics and Automation (ICRA)*. IEEE, 2017, pp. 5295–5301.

[14] M. Deisenroth and C. E. Rasmussen, “PILCO: A model-based and data-efficient approach to policy search,” in *Proceedings of the 28th International Conference on machine learning*, 2011, pp. 465–472.

[15] J. Yoo, D. Jang, H. J. Kim, and K. H. Johansson, “Hybrid reinforcement learning control for a micro quadrotor flight,” *IEEE Control Systems Letters*, vol. 5, no. 2, pp. 505–510, 2020.

[16] Y. Gal, R. McAllister, and C. E. Rasmussen, “Improving PILCO with Bayesian neural network dynamics models,” in *ICML Workshop on Data-Efficient Machine Learning*, 2016.

[17] K. Polymenakos, N. Rontsis, A. Abate, and S. Roberts, “SafePILCO: A software tool for safe and data-efficient policy synthesis,” in *International Conference on Quantitative Evaluation of Systems*. Springer, 2020, pp. 18–26.

[18] M. Janner, J. Fu, M. Zhang, and S. Levine, “When to trust your model: Model-based policy optimization,” *Advances in Neural Information Processing Systems*, vol. 32, 2019.

[19] S. Kullback and R. A. Leibler, “On information and sufficiency,” *The annals of mathematical statistics*, vol. 22, no. 1, pp. 79–86, 1951.

[20] P. Cominos and N. Munro, “Pid controllers: recent tuning methods and design to specification,” *IEE Proceedings-Control Theory and Applications*, vol. 149, no. 1, pp. 46–53, 2002.

[21] R. S. Sutton and A. G. Barto, *Reinforcement learning: An introduction*. Cambridge, MA, USA: MIT Press, 2018.

[22] C. E. Rasmussen, “Gaussian processes in machine learning,” in *Summer school on machine learning*. Springer, 2003, pp. 63–71.

[23] R. Olfati-Saber, “Fixed point controllers and stabilization of the cart-pole system and the rotating pendulum,” in *Proceedings of the 38th IEEE Conference on Decision and Control*. IEEE, 1999, pp. 1174–1181.

[24] B. K. Colbert and M. M. Peet, “Using trajectory measurements to estimate the region of attraction of nonlinear systems,” in *2018 IEEE Conference on Decision and Control (CDC)*. IEEE, 2018, pp. 2341–2347.