

# Improving Fairness in Graph Neural Networks via Mitigating Sensitive Attribute Leakage

Yu Wang  
yu.wang.1@vanderbilt.edu  
Vanderbilt University

Yuying Zhao  
yuying.zhao@vanderbilt.edu  
Vanderbilt University

Yushun Dong  
yd6eb@virginia.edu  
University of Virginia

Huiyuan Chen  
hxc501@case.edu  
Case Western Reserve University

Jundong Li  
jundong@virginia.edu  
University of Virginia

Tyler Derr  
tyler.derr@vanderbilt.edu  
Vanderbilt University

## ABSTRACT

Graph Neural Networks (GNNs) have shown great power in learning node representations on graphs. However, they may inherit historical prejudices from training data, leading to discriminatory bias in predictions. Although some work has developed fair GNNs, most of them directly borrow fair representation learning techniques from non-graph domains without considering the potential problem of sensitive attribute leakage caused by feature propagation in GNNs. However, we empirically observe that feature propagation could vary the correlation of previously innocuous non-sensitive features to the sensitive ones. This can be viewed as a leakage of sensitive information which could further exacerbate discrimination in predictions. Thus, we design two feature masking strategies according to feature correlations to highlight the importance of considering feature propagation and correlation variation in alleviating discrimination. Motivated by our analysis, we propose Fair View Graph Neural Network (FairVGNN) to generate fair views of features by automatically identifying and masking sensitive-correlated features considering correlation variation after feature propagation. Given the learned fair views, we adaptively clamp weights of the encoder to avoid using sensitive-related features. Experiments on real-world datasets demonstrate that FairVGNN enjoys a better trade-off between model utility and fairness. Our code is publicly available at <https://github.com/YuWVandy/FairVGNN>.

## CCS CONCEPTS

• Information systems → Data mining.

## KEYWORDS

graph neural network, fairness, sensitive attribute leakage

## ACM Reference Format:

Yu Wang, Yuying Zhao, Yushun Dong, Huiyuan Chen, Jundong Li, and Tyler Derr. 2022. Improving Fairness in Graph Neural Networks via Mitigating Sensitive Attribute Leakage. In *Proceedings of the 28th ACM SIGKDD Conference on Knowledge Discovery and Data Mining (KDD '22)*, August 14–18, 2022, Washington, DC, USA. ACM, New York, NY, USA, 11 pages. <https://doi.org/10.1145/3534678.3539404>

Permission to make digital or hard copies of all or part of this work for personal or classroom use is granted without fee provided that copies are not made or distributed for profit or commercial advantage and that copies bear this notice and the full citation on the first page. Copyrights for components of this work owned by others than ACM must be honored. Abstracting with credit is permitted. To copy otherwise, or republish, to post on servers or to redistribute to lists, requires prior specific permission and/or a fee. Request permissions from [permissions@acm.org](https://permissions.acm.org).  
*KDD '22, August 14–18, 2022, Washington, DC, USA*

© 2022 Association for Computing Machinery.  
ACM ISBN 978-1-4503-9385-0/22/08...\$15.00  
<https://doi.org/10.1145/3534678.3539404>

## 1 INTRODUCTION

As the world becomes more connected, graph mining is playing a crucial role in many domains such as drug discovery and recommendation system [3, 11, 25]. As one of its major branches, learning informative node representation is a fundamental solution to many real-world problems such as node classification and link prediction [30, 35]. Numerous data-driven models have been developed for learning node representations, among which Graph Neural Networks (GNNs) have achieved unprecedented success owing to the combination of neural networks and feature propagation [19, 20, 22]. Despite the significant progress of GNNs in capturing higher-order neighborhood information [4], leveraging multi-hop dependencies [30], and recognizing complex local topology contexts [32], predictions of GNNs have been demonstrated to be unfair and perpetuate undesirable discrimination [1, 2, 5, 27, 33].

Recent studies have revealed that historical data may include previous discriminatory decisions dominated by sensitive features [9, 24]. Thus, node representations learned from such data may explicitly inherit the existing societal biases and hence exhibit unfairness when applied in practice. Besides the sensitive features, network topology also serves as an implicit source of societal bias [5, 7]. By the principle of network homophily [23], nodes with similar sensitive features tend to form closer connections than dissimilar ones. Since feature propagation smooths representations of neighboring nodes while separating distant ones, representations of nodes in different sensitive groups are further segregated and their corresponding predictions are unavoidably over-associated with sensitive features.

Besides above topology-induced bias, feature propagation could introduce another potential issue, termed as the sensitive information leakage. Since feature propagation naturally allows feature interactions among neighborhoods, the correlation between two feature channels is likely to vary after feature propagation, which is termed as correlation variation. As such, some original innocuous feature channels that have lower correlation to sensitive channels and encode less sensitive information may become highly correlated to sensitive ones after feature propagation and hence encode more sensitive information, which is termed as *sensitive attribute leakage*. Some research efforts have been invested in alleviating discrimination made by GNNs. However, they either borrow approaches from traditional fair representation learning such as adversarial debiasing [2, 5] and contrastive learning [21] or directly debiasing node features and graph topology [1, 7] while overlooking the sensitive attribute leakage caused by correlation variation.

In this work, we study a novel and detrimental phenomenon where feature propagation can vary feature correlations and cause the leakage of sensitive information to innocuous features. To address this issue, we propose a principled framework Fair View Graph Neural Network (FairVGNN) to effectively learn fair node representations and avoid sensitive attribute leakage. Our major contributions are as follows:

- **Problem:** We investigate the novel phenomenon that feature propagation could vary feature correlations and cause sensitive attribute leakage to innocuous feature channels, which could further exacerbate discrimination in predictions.
- **Algorithm:** To prevent sensitive attribute leakage, we propose a novel framework FairVGNN to automatically learn fair views by identifying and masking sensitive-correlated channels and adaptively clamping weights to avoid leveraging sensitive-related features in learning fair node representations.
- **Evaluation:** We perform experiments on real-world datasets to corroborate that FairVGNN can approximate the model utility while reducing discrimination.

Section 2 introduces preliminaries. In Section 3, we formally introduce the phenomenon of correlation variation and sensitive attribute leakage in GNNs and design two feature masking strategies to highlight the importance of circumventing sensitive attribute leakage for alleviating discrimination. To automatically identify/mask sensitive-relevant features, we propose FairVGNN in Section 4, which consists of a generative adversarial debiasing module to prevent sensitive attribute leakage from the input perspective by learning fair feature views and an adaptive weight clamping module to prevent sensitive attribute leakage from the model perspective by clamping weights of sensitive-correlated channels of the encoder. In Section 5, we evaluate FairVGNN by performing extensive experiments. Related work is presented in Section 6. Finally, we conclude and discuss future work in Section 7.

## 2 PRELIMINARIES

### 2.1 Notations

We denote an attributed graph by  $G = (\mathcal{V}, \mathcal{E}, \mathbf{X}, \mathbf{A})$  where  $\mathcal{V} = \{v_1, \dots, v_n\}$  is the set of  $n$  nodes with  $\mathbf{Y} \in \mathbb{R}^n$  specifying their labels,  $\mathcal{E}$  is the set of  $m$  edges with  $e_{ij}$  being the edge between nodes  $v_i$  and  $v_j$ , and  $\mathbf{X} \in \mathbb{R}^{n \times d}$  is the node feature matrix with  $\mathbf{X}_i = \mathbf{X}[i, :]^T \in \mathbb{R}^d$  indicating the features of node  $v_i$ ,  $\mathbf{X}_{:,j} = \mathbf{X}[:, j] \in \mathbb{R}^n$  indicating the  $j^{\text{th}}$ -channel feature. The network topology is described by its adjacency matrix  $\mathbf{A} \in \{0, 1\}^{n \times n}$ , where  $\mathbf{A}_{ij} = 1$  when  $e_{ij} \in \mathcal{E}$ , and  $\mathbf{A}_{ij} = 0$  otherwise. Node sensitive features are specified by the  $s^{\text{th}}$ -channel of  $\mathbf{X}$ , i.e.,  $\mathbf{S} = \mathbf{X}_{:,s} \in \mathbb{R}^n$ . Details of all notations used in this work are summarized in Table 7 in Appendix A.

### 2.2 Fairness in Machine Learning

Group fairness and individual fairness are two commonly encountered fairness notions in real life [9]. Group fairness emphasizes that algorithms should not yield discriminatory outcomes for any specific demographic group [7] while individual fairness requires that similar individuals be treated similarly [6]. Here we focus on group fairness with a binary sensitive feature, i.e.,  $\mathbf{S} \in \{0, 1\}^n$ , but our framework could be generalized to multi-sensitive groups and we leave this as one future direction. Following [1, 5, 7], we employ

the difference of statistical parity and equal opportunity between two different sensitive groups, to evaluate the model fairness:

$$\Delta_{\text{sp}} = |P(\hat{y} = 1 | s = 0) - P(\hat{y} = 1 | s = 1)|, \quad (1)$$

$$\Delta_{\text{eo}} = |P(\hat{y} = 1 | y = 1, s = 0) - P(\hat{y} = 1 | y = 1, s = 1)|, \quad (2)$$

where  $\Delta_{\text{sp}}$  ( $\Delta_{\text{eo}}$ ) measures the difference of the independence level of the prediction  $\hat{y}$  (true positive rate) on the sensitive feature  $s$  between two groups. Since group fairness expects algorithms to yield similar outcomes for different demographic groups, fairer machine learning models seek lower  $\Delta_{\text{sp}}$  and  $\Delta_{\text{eo}}$ .

## 3 SENSITIVE ATTRIBUTE LEAKAGE AND CORRELATION VARIATION

In this section, we study the phenomenon where sensitive information leaks to innocuous feature channels after their correlations to the sensitive feature increase during feature propagation in GNNs, which we define as *sensitive attribute leakage*. We first empirically verify feature channels with higher correlation to the sensitive channel would cause more discrimination in predictions [36]. We denote the Pearson correlation coefficient of the  $i^{\text{th}}$ -feature channel to the sensitive channel as sensitive correlation and compute it as:

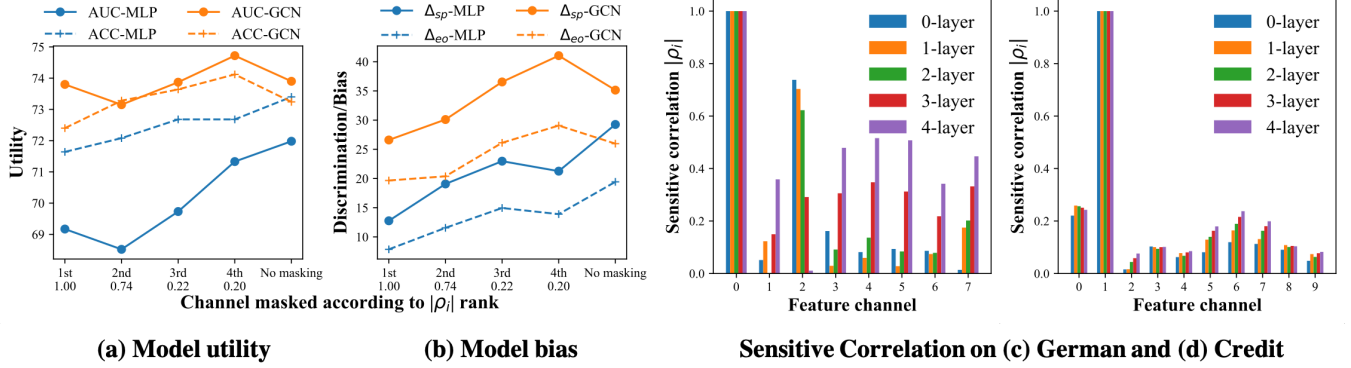
$$\rho_i = \frac{\mathbb{E}_{v_j \sim \mathcal{V}}((\mathbf{X}_{ji} - \mu_i)(\mathbf{S}_j - \mu_s))}{\sigma_i \sigma_s}, \quad \forall i \in \{1, 2, \dots, d\}, \quad (3)$$

where  $\mu_i, \sigma_i$  denote the mean and standard deviation of the channel  $\mathbf{X}_{:,i}$ . Intuitively, higher  $\rho_i$  indicates that the  $i^{\text{th}}$ -feature channel encodes more sensitive-related information, which would impose more discrimination in the prediction. To further verify this assumption, we mask each channel and train a 1-layer MLP/GCN followed by a linear layer to make predictions. As suggested by [1], we do not add any activation function in the MLP/GCN to avoid capturing any nonlinearity.

Figure 1(a)-(b) visualize the relationships between the model utility/bias and the sensitive correlation of each masked feature channel. Clearly, we see that the discrimination does still exist even though we mask the sensitive channel (1<sup>st</sup>). Compared with no masking situation,  $\Delta_{\text{sp}}$  and  $\Delta_{\text{eo}}$  almost always become lower when we mask other non-sensitive feature channels (2<sup>nd</sup>-4<sup>th</sup>), which indicates the leakage of sensitive information to other non-sensitive feature channels. Moreover, we observe the decreasing trend of  $\Delta_{\text{sp}}$  and  $\Delta_{\text{eo}}$  when masking channels with higher sensitive correlation since these channels encode more sensitive information and masking them would alleviate more discrimination.

Following the above observation, one natural way to prevent sensitive attribute leakage and alleviate discrimination is to mask the sensitive features as well as its highly-correlated non-sensitive features. However, feature propagation in GNNs could change feature distributions of different channels and consequentially vary feature correlations as shown by Figure 1(c) where we visualize the sensitive correlations of the first 8 feature channels on German after a certain number of propagations. We see that correlations between the sensitive features and other channels change after propagation. For example, some feature channels that are originally irrelevant to the sensitive one, such as the 7<sup>th</sup> feature channel, become highly-correlated and hence encode more sensitive information.

<sup>1</sup>We respectively mask each feature channel and train a 1-layer MLP/GCN followed by a linear prediction layer. Dataset and experimental details are given in Section 5.1.



**Figure 1: Initial empirical investigation on sensitive leakage and correlation variation on German dataset. (a)-(b) visualize the relationships between model utility/fairness and the sensitive correlation  $\rho_i$  of each masked feature channel<sup>1</sup>. Masking channel with less sensitive correlation leads to more biased predictions and sometimes higher model utility. (c)-(d) shows the correlation variation caused by feature propagation on German and Credit datasets. In (c), we can see sensitive correlations of the 2<sup>nd</sup> and 7<sup>th</sup> feature channel significantly change after propagation while in (d), the correlations do not change so much.**

**Table 1: Evaluating model utility and fairness when using various strategies of feature masking (or no masking).**

Encoder	Strategy	German				Credit			
		AUC	F1	$\Delta_{sp}$	$\Delta_{eo}$	AUC	F1	$\Delta_{sp}$	$\Delta_{eo}$
MLP	$S_0$	71.98	82.32	29.26	19.43	74.46	81.64	11.85	9.61
	$S_1$	69.89	81.37	8.25	4.75	73.49	81.50	11.50	9.20
	$S_2$	70.54	81.44	6.58	3.24	73.49	81.50	11.50	9.20
GCN	$S_0$	74.11	82.46	35.17	25.17	73.86	81.92	12.86	10.63
	$S_1$	73.78	81.65	11.39	9.60	72.92	81.84	12.00	9.70
	$S_2$	72.75	81.70	8.29	6.91	72.92	81.84	12.00	9.70
GIN	$S_0$	72.71	82.78	13.56	9.47	74.36	82.28	14.48	12.35
	$S_1$	71.66	82.50	3.01	1.72	73.44	83.23	14.29	11.79
	$S_2$	70.77	83.53	1.46	2.67	73.28	83.27	13.96	11.34

\*  $S_0$ : training using the original feature matrix  $X$  without any masking.

\*  $S_1/S_2$ : training with masking the top-4 channels based on the rank of  $\rho^{\text{origin}}/\rho^{\text{prop}}$ .

After observing that feature propagation could vary feature correlation and cause sensitive attribute leakage, we devise two simple but effective masking strategies to highlight the importance of considering correlation variation and sensitive attribute leakage in alleviating discrimination. Specifically, we first compute sensitive correlations of each feature channel according to 1) the original features  $\rho^{\text{origin}}$  and 2) the propagated features  $\rho^{\text{prop}}$ . Then, we manually mask top- $k$  feature channels according to the absolute values of correlation given by  $\rho^{\text{origin}}$  and  $\rho^{\text{prop}}$ , respectively, and train MLP/GCN/GIN on German/Credit dataset shown in Table 1. Detailed experimental settings are presented in Section 5. From Table 1, we have following insightful observations: (1) Within the same encoder, masking sensitive and its related feature channels ( $S_1, S_2$ ) would alleviate the discrimination while downgrading the model utility compared with no-masking ( $S_0$ ). (2) GCN achieves better model utility but causes more bias compared with MLP on German and Credit. This implies graph structures also encode bias and leveraging them could aggravate discrimination in predictions, which is consistent with recent work [5, 7]. (3) Most importantly,  $S_2$  achieves lower  $\Delta_{sp}, \Delta_{eo}$  than  $S_1$  for both MLP and GCN on German because the rank of sensitive correlation changes after feature propagation and masking according to  $S_2$  leads to better fairness, which highlights the importance of considering feature propagation in determining which feature channels are more sensitive-correlated

and required to be masked. Applying  $S_1$  achieves the same utility/bias as  $S_2$  on Credit due to less correlation variations shown in Figure 1(d).

To this end, we argue that it is necessary to consider feature propagation in masking feature channels in order to alleviate discrimination. However, the correlation variation heavily depends on the propagation mechanism of GNNs. To tackle this challenge, we formulate our problem as:

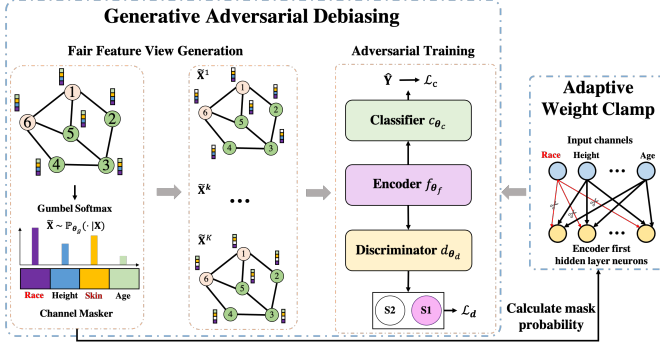
Given an attributed network  $\mathcal{G} = (\mathcal{V}, \mathcal{E}, X, A)$  with labels  $Y$  for a subset of nodes  $\mathcal{V}_l \subset \mathcal{V}$ , we aim to learn a fair view generator  $g_{\Theta_g} : g_{\Theta_g}(X) \rightarrow \tilde{X}$  with the expectation of simultaneously preserving task-related information and discarding sensitive information such that the downstream node classifier  $f_{\Theta_f} : f_{\Theta_f}(A, \tilde{X}) \rightarrow Y$  trained on  $\tilde{X}$  could achieve better trade-off between model utility and fairness.

## 4 FRAMEWORK

In this section, we give a detailed description of FairVGNN (shown in Figure 2), which includes the generative adversarial debiasing module and the adaptive weight clamping module. In the first module, we learn a generator that generates different fair views of features to obfuscate the sensitive discriminator such that the encoder could obtain fair node representations for downstream tasks. In the second module, we propose to clamp weights of the encoder based on learned fair feature views, and provide a theoretical justification on its equivalence to minimizing the upper bound of the difference of representations between two different sensitive groups. Next, we introduce the details of each component.

### 4.1 Generative Adversarial Debiasing

This module includes a fair view generator  $g_{\Theta_g}$ , a GNN-based encoder  $f_{\Theta_f}$ , a sensitive discriminator  $d_{\Theta_d}$ , and a classifier  $c_{\Theta_c}$  parametrized by  $\Theta_g, \Theta_f, \Theta_d, \Theta_c$ , respectively. We assume the view generator  $g_{\Theta_g}$  to be a learnable latent distribution from which we sample  $K$ -different masks and generate  $K$ -corresponding views  $\tilde{X}^k, k \in \{1, 2, \dots, K\}$ . The latent distribution would be updated towards generating less-biased views  $\tilde{X}$  and the stochasticity of each view would enhance the model generalizability. Then each of these



**Figure 2: An overview of the Fair View Graph Neural Network (FairVGNN), with two main modules: (a) generative adversarial debiasing to learn fair view of features and (b) adaptive weight clamping to clamp weights of sensitive-related channels of the encoder.**

$K$ -different views  $\tilde{X}^k$  are fed to the encoder  $f_{\Theta_f}$  together with the network topology  $A$  to learn node representations  $\tilde{H}^k$  for downstream classifier  $c_{\Theta_c}$ . Meanwhile, the learned node representations  $\tilde{H}^k$  are used by the sensitive discriminator  $d_{\Theta_d}$  to predict nodes' sensitive features. This paves us a way to adopt adversarial learning to obtain the optimal fair view generator  $g_{\Theta_g}$ , where the generated views encode as much task-relevant information while discarding as much bias-relevant information as possible. We begin with introducing the fairness-aware view generator  $g_{\Theta_g}$ .

**4.1.1 Fairness-aware View Generator.** As observed in Table 1, discrimination could be traced back to the sensitive features as well as their highly-correlated non-sensitive features. Therefore, we propose to learn a view generator that automatically identifies and masks these features. More specifically, assuming the view generator as a conditional distribution  $\mathbb{P}_{\tilde{X}}^{\Theta_g}$  parametrized by  $\Theta_g$ , since bias originates from the node features  $X$  and is further varied by the graph topology  $A$ , the conditional distribution of the view generator can be further expressed as a joint distribution of the attribute generator and the topological generator as  $\mathbb{P}_{\tilde{X}, A}^{\Theta_g} = \mathbb{P}_{\tilde{X}}^{\Theta_g}$ . Since our sensitive discriminator  $d_{\Theta_d}$  is directly trained on the learned node representations from GNN-based encoder  $f_{\Theta_f}$  as described in Section 4.1.3, we already consider the proximity-induced bias in alleviating discrimination and hence the network topology is assumed to be fixed here, i.e.,  $\mathbb{P}_{\tilde{X}, A}^{\Theta_g} = \mathbb{P}_{\tilde{X}}^{\Theta_g}$ . We will leave the joint generation of fair feature and topological views as one future work.

Instead of generating  $\tilde{X}$  from scratch that completely loses critical information for GNN predictions, we generate  $\tilde{X}$  conditioned on the original node features  $X$ , i.e.,  $\mathbb{P}_{\tilde{X}}^{\Theta_g} = \mathbb{P}_{\tilde{X}}^{\Theta_g}(\cdot|X)$ . Following the preliminary experiments, we model the generation process of  $\tilde{X}$  as identifying and masking sensitive features and their highly-correlated features in  $X$ . One natural way is to select features according to their correlations  $\rho_i$  to the sensitive features  $S$  as defined in Eq. (3). However, as shown by Figure 1(c), feature propagation in GNNs triggers the correlation variation. Thus, instead of masking according to initial correlations that might change after feature propagation,

we train a learnable mask for feature selections in a data-driven fashion. Denote our mask as  $\mathbf{m} = [m_1, m_2, \dots, m_d] \in \{0, 1\}^d$  so that:

$$\tilde{X} = X \odot \mathbf{m} = [X_1^\top \odot \mathbf{m}, X_2^\top \odot \mathbf{m}, \dots, X_n^\top \odot \mathbf{m}], \quad (4)$$

then learning the conditional distribution of the feature generator  $\mathbb{P}_{\tilde{X}}^{\Theta_g}(\cdot|X)$  is transformed to learning a sampling distribution

of the masker  $\mathbb{P}_{\mathbf{m}}^{\Theta_g}$ . We assume the probability of masking each feature channel independently follows a Bernoulli distribution, i.e.,  $m_i \sim \text{Bernoulli}(1 - p_i), \forall i \in \{1, 2, \dots, d\}$  with each feature channel  $i$  being masked with the learnable probability  $p_i \in \mathbb{R}$ . In this way, we can learn which feature channels should be masked to achieve less discrimination through gradient-based techniques. Since the generator  $g_{\Theta_g}$  aims to obfuscate the discriminator  $d_{\Theta_d}$  that predicts the sensitive features based on the already-propagated node representations  $\tilde{H}$  from the encoder  $f_{\Theta_f}$ , the generated fair feature view  $\tilde{X}$  would consider the effect of correlation variation by feature propagation rather than blindly follow the order of the sensitive correlations computed by the original features  $X$ . Generating fair feature view  $\tilde{X}$  and forwarding it through the encoder  $f_{\Theta_f}$  and the classifier  $c_{\Theta_c}$  to make predictions involve sampling masks  $\mathbf{m}$  from the categorical Bernoulli distribution, the whole process of which is non-differentiable due to the discreteness of masks. Therefore, we apply Gumbel-Softmax trick [14] to approximate the categorical Bernoulli distribution. Assuming for each channel  $i$ , we have a learnable sampling score  $\pi_i = [\pi_{i1}, \pi_{i2}]$  with  $\pi_{i1}$  score keeping while  $\pi_{i2}$  score masking the channel  $i$ . Then the categorical distribution  $\text{Bernoulli}(1 - p_i)$  is softened by<sup>2</sup>:

$$p_{ij} = \frac{\exp(\frac{\log(\pi_{ij}) + g_{ij}}{\tau})}{\sum_{k=1}^2 \exp(\frac{\log(\pi_{ik}) + g_{ik}}{\tau})}, \forall j = 1, 2, i \in \{1, 2, \dots, d\}, \quad (5)$$

where  $g_{ij} \sim \text{Gumbel}(0, 1)$  and  $\tau$  is the temperature factor controlling the sharpness of the Gumbel-Softmax distribution. Then, to generate  $\tilde{X}$  after we sample masks  $\mathbf{m}$  based on probability  $p_{i1}$ , we could either directly multiply feature channel  $X_{.i}$  by the probability  $p_{i1}$  or solely append the gradient of  $p_{i1}$  to the sampled hard mask<sup>3</sup>, both of which are differentiable and can be trained end to end. After we approximate the generator  $g_{\Theta_g}$  via Gumbel-Softmax, we next model the GNN-based encoder  $f_{\Theta_f}$  to capture the information of both node features  $X$  and network topology  $A$ .

**4.1.2 GNN-based Encoder.** In order to learn from both the graph topology and node features, we employ  $L$ -layer GNNs as our encoder-backbone to obtain node representations  $H^L$ . Different graph convolutions adopt different propagation mechanisms, resulting in different variations on feature correlations. Here we select GCN [19], GraphSAGE [13], and GIN [34] as our encoder-backbones. In order to consider the variation induced by the propagation of GNN-based encoders, we apply the discriminator  $d_{\Theta_d}$  and classifier  $c_{\Theta_c}$  on top of the obtained node representations  $H^L$  from the GNN-based encoders. Since both of the classifier and the discriminator are to make predictions, one towards sensitive groups and the other towards class labels, their model architectures are similar and therefore we introduce them together next.

<sup>2</sup>We use  $p_{i1}$  instead of  $p_i$  thereafter to represent the probability of keeping channel  $i$ .

<sup>3</sup> $\mathbf{m} = \mathbf{m} - p_{i1} \cdot \text{detach}() + p_{i1}$

**4.1.3 Classifier and Discriminator.** Given node representations  $\mathbf{H}^L$  obtained from any  $L$ -layer GNN-based encoder  $f_{\Theta_f}$ , the classifier  $c_{\Theta_c}$  and the discriminator  $d_{\Theta_d}$  predict node labels  $\hat{Y}$  and sensitive attributes  $\hat{S}$  as:

$$\hat{Y} = c_{\Theta_c}(\mathbf{H}^L) = \sigma(\text{MLP}_c(\mathbf{H}^L)), \quad \hat{S} = d_{\Theta_d}(\mathbf{H}^L) = \sigma(\text{MLP}_d(\mathbf{H}^L)), \quad (6)$$

where we use two different multilayer perceptrons (MLPs):  $\mathbb{R}^{d^L} \rightarrow \mathbb{R}$  for the classifier and the discriminator, and  $\sigma$  is the sigmoid operation. After introducing the fairness-aware view generator, the GNN-based encoder, the MLP-based classifier and discriminator, we collect them together and adversarially train them with the following objective function.

**4.1.4 Adversarial Training.** Our goal is to learn fair views from the original graph that encode as much task-relevant information while discarding as much sensitive-relevant information as possible. Therefore, we aim to optimize the whole framework from both the fairness and model utility perspectives. According to statistical parity, to optimize the fairness metric, a fair feature view should guarantee equivalent predictions between sensitive groups:

$$\Theta_g^* = \arg \min_{\Theta_g} \Delta_{\text{sp}} = \arg \min_{\Theta_g} |P(\hat{y} = 1 | s = 0) - P(\hat{y} = 1 | s = 1)|, \quad (7)$$

where  $P(\hat{y}|s)$  is the predicted distribution given the sensitive feature. Assuming  $\hat{y}$  and  $s$  are conditionally independent given  $\tilde{\mathbf{H}}$  [18], to solve the global minimum of Eq. (7), we leverage adversarial training and compute the loss of the discriminator and generator  $\mathcal{L}_d, \mathcal{L}_g$  as:

$$\max_{\Theta_d} \mathcal{L}_d = \mathbb{E}_{\tilde{\mathbf{X}} \sim \mathbb{P}_{(\tilde{\mathbf{X}}|\mathbf{X})}} \mathbb{E}_{v_i \sim \mathcal{V}} \left( S_i \log(d_{\Theta_d}(\tilde{\mathbf{H}}_i^L)) + (1 - S_i) \log(1 - d_{\Theta_d}(\tilde{\mathbf{H}}_i^L)) \right), \quad (8)$$

$$\min_{\Theta_g} \mathcal{L}_g = \mathbb{E}_{\tilde{\mathbf{X}} \sim \mathbb{P}_{(\tilde{\mathbf{X}}|\mathbf{X})}} \mathbb{E}_{v_i \sim \mathcal{V}} (d_{\Theta_d}(\tilde{\mathbf{H}}_i^L) - 0.5)^2 + \alpha \|\mathbf{m} - \mathbf{1}_d\|_2^2, \quad (9)$$

where  $\tilde{\mathbf{H}}_i^L = f_{\Theta_f}(\tilde{\mathbf{X}}_i, \mathbf{A})$  and  $\|\mathbf{m} - \mathbf{1}_d\|_2^2$  regularizes the mask to be dense, which avoids masking out sensitive-uncorrelated but task-critical information.  $\alpha$  is the hyperparameter. Intuitively, Eq. (8) encourages our discriminator to correctly predict the sensitive features of each node under each generated view and Eq. (9) requires our generator to generate fair feature views that enforce the well-trained discriminator to randomly guess the sensitive features. In Theorem 1, we show that the global minimum of Eq. (8)-(9) is equivalent to the global minimum of Eq. (7):

**THEOREM 1.** *Given  $\tilde{\mathbf{H}}^L$  as the representation of a specific node learned by  $L$  layer GNN-based encoder  $f_{\Theta_g}$  and  $\alpha = 0$  in Eq. (9), the global optimum of Eq. (8)-(9) is equivalent to the one of Eq. (7).*

**PROOF.** Based on Proposition 1. in [12] and Proposition 4.1. in [5], the optimal discriminator is  $d_{\Theta_d^*}(\tilde{\mathbf{h}}^L) = \frac{P(\tilde{\mathbf{h}}^L | s=1)}{P(\tilde{\mathbf{h}}^L | s=1) + P(\tilde{\mathbf{h}}^L | s=0)}$ , which is exactly the probability when discriminator randomly guesses the sensitive features. Then we further substituted it into Eq. (9) and the optimal generator is achieved when  $d_{\Theta_d^*}(\tilde{\mathbf{h}}^L) = 0.5$ , i.e.,  $P(\tilde{\mathbf{h}}^L | s = 1) = P(\tilde{\mathbf{h}}^L | s = 0)$ . Then we have:

$$\begin{aligned} P(\hat{y} = 1 | s = 1) &= \int_{\tilde{\mathbf{h}}^L} P(\hat{y} = 1 | \tilde{\mathbf{h}}^L) P(\tilde{\mathbf{h}}^L | s = 1) d\tilde{\mathbf{h}}^L \\ &= \int_{\tilde{\mathbf{h}}^L} P(\hat{y} = 1 | \tilde{\mathbf{h}}^L) P(\tilde{\mathbf{h}}^L | s = 0) d\tilde{\mathbf{h}}^L = P(\hat{y} = 1 | s = 0), \end{aligned}$$

which is obviously the global minimum of Eq. (7).  $\square$

Note that node representations  $\tilde{\mathbf{H}}^L$  have already been propagated in GNN-based encoder  $f_{\Theta_f}$  and therefore, the optimal discriminator  $d_{\Theta_d^*}$  could identify sensitive-related features after correlation variation. Besides the adversarial training loss to ensure the fairness of the generated view, the classification loss for training the classifier  $c_{\Theta_c}$  is used to guarantee the model utility:

$$\min_{\Theta_c} \mathcal{L}_c = -\mathbb{E}_{\tilde{\mathbf{X}} \sim \mathbb{P}_{(\tilde{\mathbf{X}}|\mathbf{X})}} \mathbb{E}_{v_i \sim \mathcal{V}} \left( Y_i \log(c_{\Theta_c}(\tilde{\mathbf{H}}_i^L)) + (1 - Y_i) \log(1 - c_{\Theta_c}(\tilde{\mathbf{H}}_i^L)) \right) \quad (10)$$

## 4.2 Adaptive Weight Clamping

Although the generator is theoretically guaranteed to achieve its global minimum by applying adversarial training, in practice the generated views may still encode sensitive information and the corresponding classifier may still make discriminatory decisions. This is because of the unstability of the training process of adversarial learning [12] and the entanglement with training classifier.

To alleviate the above issue, we propose to adaptively clamp weights of the encoder  $f_{\Theta_f}$  based on the learned masking probability distribution from the generator  $g_{\Theta_g}$ . After adversarial training, only the sensitive and its highly-correlated features would have higher probability to be masked and therefore, declining their contributions in  $\tilde{\mathbf{H}}^L$  by clamping their corresponding weights in the encoder would discourage the encoder from capturing these features and hence alleviate the discrimination. Concretely, within each training epoch after the adversarial training, we compute the probability of keeping features  $\mathbf{p} \in \mathbb{R}^d$  by sampling  $K$  masks and calculate their mean  $\bar{\mathbf{p}} = \sum_{k=1}^K \mathbf{m}^k$ . Then assuming the weights of the first layer in the encoder  $f_{\Theta_f}$  is  $\mathbf{W}^{f,1} \in \mathbb{R}^{d_1 \times d}$ , we clamp it by:

$$\mathbf{W}_{ij}^{f,1} = \begin{cases} \mathbf{W}_{ij}^{f,1}, & |\mathbf{W}_{ij}^{f,1}| \leq \epsilon * \mathbf{p}_j \\ \text{sign}(\mathbf{W}_{ij}^{f,1}) * \epsilon * \mathbf{p}_j, & |\mathbf{W}_{ij}^{f,1}| > \epsilon * \mathbf{p}_j \end{cases}, \quad (11)$$

where  $\epsilon \in \mathbb{R}$  is a prefix cutting threshold selected by hyperparameter tuning and  $\text{sign} : \mathbb{R} \rightarrow \{-1, 0, 1\}$  takes the sign of  $\mathbf{W}_{ij}^{f,1}$ . Intuitively, feature channels masked with higher probability (remained with lower probability  $\mathbf{p}_j$ ) would have lower threshold in weight clamping and hence their contributions to the representations  $\tilde{\mathbf{H}}^L$  are weakened. Next, we theoretically rationalize this adaptive weight clamping by demonstrating its equivalence to minimizing the upper bound of the difference of representations between two sensitive groups:

**THEOREM 2.** *Given a 1-layer GNN encoder  $f_{\Theta_f}$  with row-normalized adjacency matrix  $\mathbf{D}^{-1}\mathbf{A}$  as the PROP and weight matrix  $\mathbf{W}^{f,1}$  as TRAN and further assume that features of nodes from two sensitive groups in the network independently and identically follow two different Gaussian distributions, i.e.,  $\mathbf{X}^{s_1} \sim \mathcal{N}(\boldsymbol{\mu}^{s_1}, \Sigma^{s_1})$ ,  $\mathbf{X}^{s_2} \sim \mathcal{N}(\boldsymbol{\mu}^{s_2}, \Sigma^{s_2})$ , then the difference of representations  $\mathbf{H}^{s_1} - \mathbf{H}^{s_2}$  also follows a Gaussian with the 2-norm of its mean  $\boldsymbol{\mu}$  as:*

$$\|\boldsymbol{\mu}\|_2 = \|(2\chi - 1)\mathbf{W}^{f,1}\Delta\boldsymbol{\mu}\|_2 \leq (2\chi - 1) \left( \sum_{i=1}^{d_1} \left( \sum_{r \in \mathcal{S}} \epsilon \mathbf{p}_r \Delta\boldsymbol{\mu}_r + \sum_{k \in \mathcal{NS}} \epsilon \mathbf{p}_k \Delta\boldsymbol{\mu}_k \right)^2 \right)^{0.5} \quad (12)$$

where  $\Delta\boldsymbol{\mu} = \boldsymbol{\mu}^{s_1} - \boldsymbol{\mu}^{s_2} \in \mathbb{R}^d$  and  $\mathcal{S}, \mathcal{NS}$  denote the sensitive and non-sensitive features, and  $\chi$  is the network homophily.

PROOF. Substituting the row-normalized adjacency matrix  $\mathbf{D}^{-1}(\mathbf{A} + \mathbf{I})$ , we have  $f_{\theta_f}(\mathbf{X}) = \mathbf{W}^{f,1} \mathbf{D}^{-1}(\mathbf{A} + \mathbf{I})\mathbf{X}$ , for any pair of nodes coming from two different sensitive groups  $v_i \in \mathcal{V}_0, v_j \in \mathcal{V}_1$ , we have:

$$f_{\theta_f}(\mathbf{X}_i) - f_{\theta_f}(\mathbf{X}_j) = \mathbf{W}^{f,1}(\mathbf{D}^{-1}(\mathbf{A} + \mathbf{I})\mathbf{X})_i - \mathbf{W}^{f,1}(\mathbf{D}^{-1}(\mathbf{A} + \mathbf{I})\mathbf{X})_j \\ = \mathbf{W}^{f,1} \left( \frac{1}{d_i + 1} \sum_{v_p \in \mathcal{N}_i \cup v_i} \mathbf{X}_p - \frac{1}{d_j + 1} \sum_{v_q \in \mathcal{N}_j \cup v_j} \mathbf{X}_q \right), \quad (13)$$

if the network homophily is  $\chi$  and further assuming that neighboring nodes strictly obey the network homophily, i.e., among  $|\mathcal{N}_i \cup v_i| = d_i + 1$  neighboring nodes of the center node  $v_i$ ,  $\chi(d_i + 1)$  of them come from the same feature distribution as  $v_i$  while  $(1 - \chi)(d_i + 1)$  of them come from the other feature distribution as  $v_j$ , then symmetrically we have:

$$\frac{1}{d_i + 1} \sum_{v_p \in \mathcal{N}_i \cup v_i} \mathbf{X}_p \sim \mathcal{N}(\chi \mu^{s_1} + (1 - \chi) \mu^{s_2}, (d_i + 1)^{-1} (\chi \Sigma^{s_1} + (1 - \chi) \Sigma^{s_2})), \\ \frac{1}{d_j + 1} \sum_{v_q \in \mathcal{N}_j \cup v_j} \mathbf{X}_q \sim \mathcal{N}(\chi \mu^{s_2} + (1 - \chi) \mu^{s_1}, (d_j + 1)^{-1} (\chi \Sigma^{s_2} + (1 - \chi) \Sigma^{s_1})). \quad (14)$$

Combining Eq. (14) and Eq. (13), the distribution of their difference would also be a Gaussian  $f_{\theta_f}(\mathbf{X}_i) - f_{\theta_f}(\mathbf{X}_j) \sim \mathcal{N}(\boldsymbol{\mu}, \boldsymbol{\Sigma})$ , where:

$$\boldsymbol{\mu} = \mathbf{W}^{f,1} (\chi \mu^{s_1} + (1 - \chi) \mu^{s_2} - \chi \mu^{s_2} - (1 - \chi) \mu^{s_1}) = (2\chi - 1) \mathbf{W}^{f,1} \Delta \boldsymbol{\mu} \quad (15)$$

$$\boldsymbol{\Sigma} = \mathbf{W}^{f,1} ((d_i + 1)^{-1} (\chi \Sigma^{s_1} + (1 - \chi) \Sigma^{s_2}) + (d_j + 1)^{-1} (\chi \Sigma^{s_2} + (1 - \chi) \Sigma^{s_1})) \mathbf{W}^{f,1\top} \quad (16)$$

Taking the 2-norm on the mean  $\boldsymbol{\mu}$ , splitting channels into sensitive ones  $\mathcal{S}$  and non-sensitive ones  $\mathcal{NS}$ , i.e.,  $\{1, 2, \dots, d\} = \mathcal{S} \cup \mathcal{NS}$  and expanding  $\boldsymbol{\mu}$  based on the input channel, we have:

$$\|(2\chi - 1) \mathbf{W}^{f,1} \Delta \boldsymbol{\mu}\|_2 = (2\chi - 1) \left( \sum_{i=1}^{d_1} \left( \sum_{r \in \mathcal{S}} \mathbf{W}_{ir}^{f,1} \Delta \boldsymbol{\mu}_r + \sum_{k \in \mathcal{NS}} \mathbf{W}_{ik}^{f,1} \Delta \boldsymbol{\mu}_k \right)^2 \right)^{0.5}, \quad (17)$$

where  $\mathbf{W}_{ir}^{f,1}, \mathbf{W}_{ik}^{f,1}$  represent the weights of the encoder from feature channel  $r(k)$  to the hidden neuron  $i$ . Since we know that  $|\mathbf{W}_{ir}^{f,1}| \leq \epsilon \mathbf{p}_r, |\mathbf{W}_{ik}^{f,1}| \leq \epsilon \mathbf{p}_k, \forall r \in \mathcal{S}, k \in \mathcal{NS}$ , we substitute the upper bound here into Eq. (17) and finally end up with:

$$\|\boldsymbol{\mu}\|_2 = \|(2\chi - 1) \mathbf{W}^{f,1} \Delta \boldsymbol{\mu}\|_2 \leq (2\chi - 1) \left( \sum_{i=1}^{d_1} \left( \sum_{r \in \mathcal{S}} \epsilon \mathbf{p}_r \Delta \boldsymbol{\mu}_r + \sum_{k \in \mathcal{NS}} \epsilon \mathbf{p}_k \Delta \boldsymbol{\mu}_k \right)^2 \right)^{0.5}. \quad \square$$

The left side of Eq. (12) is the difference of representations between two sensitive groups and if it is large, i.e.,  $\|\boldsymbol{\mu}\|_2$  is very large, then the predictions between these two groups would also be very different, which reflects more discrimination in terms of the group fairness. Additionally, Theorem 2 indicates that the upper bound of the group fairness between two sensitive groups depends on the network homophily  $\chi$ , the initial feature difference  $\Delta \boldsymbol{\mu}$  and the masking probability  $\mathbf{p}$ . As the network homophily  $\chi$  decreases, more neighboring nodes come from the other sensitive group and aggregating information of these neighborhoods would smooth node representations between different sensitive groups and reduce the bias. To the best of our knowledge, this is the first work relating the fairness with the network homophily. Furthermore, Eq. (12) proves that clamping weights of the encoder  $\mathbf{W}^{f,1}$  upper bounds the group fairness.

### Algorithm 1: The algorithm of FairVGNN

---

**Input:** an attributed graph  $G = (\mathcal{V}, \mathcal{E}, \mathbf{X}, \mathbf{A}, \mathbf{Y})$ , Classifier  $c_{\theta_c}$ , Encoder  $f_{\theta_f}$ , Generator  $g_{\theta_g}$ , Discriminator  $d_{\theta_d}$ ,  $K$

**Output:** Learned fairness attribute  $\tilde{\mathbf{X}}$  and Predictions  $\hat{\mathbf{Y}}$

- 1 **while** not converged **do**
- 2    $\boldsymbol{\pi} \leftarrow \mathbf{W}^{\theta_g}$
- 3   **for**  $k \leftarrow 1$  to  $K$  **do**
- 4      $\mathbf{m}^k \sim \text{Gumbel-softmax}(\boldsymbol{\pi}), \tilde{\mathbf{X}}^k \leftarrow \mathbf{X} \odot \mathbf{m}^k$ , // Section 4.1.1
- 5      $\tilde{\mathbf{H}}_i^{L,k} \leftarrow f_{\theta_f}(\tilde{\mathbf{X}}^k, \mathbf{A}), \tilde{\mathbf{H}}_i^{L,k} \leftarrow \text{sg}(\tilde{\mathbf{H}}_i^{L,k})$  // Section 4.1.2<sup>4</sup>
- 6     **for**  $epoch \leftarrow 1$  to  $epoch_d$  **do**
- 7        $\mathcal{L}_d \leftarrow$
- 8        $\sum_{k=1}^K \sum_{v_i \in \mathcal{V}} [S_i \log(d_{\theta_d}(\tilde{\mathbf{H}}_i^{L,k})) + (1 - S_i) \log(1 - d_{\theta_d}(\tilde{\mathbf{H}}_i^{L,k}))]$
- 8        $\boldsymbol{\Theta}_d \leftarrow \boldsymbol{\Theta}_d + \nabla_{\boldsymbol{\Theta}_d} \mathcal{L}_d, \boldsymbol{\Theta}_f \leftarrow \boldsymbol{\Theta}_f + \nabla_{\boldsymbol{\Theta}_f} \mathcal{L}_f$  // Section 4.1.3
- 9     **for**  $epoch \leftarrow 1$  to  $epoch_c$  **do**
- 10        $\mathcal{L}_c \leftarrow \sum_{k=1}^K \sum_{v_i \in \mathcal{V}} [Y_i \log(c_{\theta_c}(\tilde{\mathbf{H}}_i^{L,k})) + (1 - Y_i) \log(1 - c_{\theta_c}(\tilde{\mathbf{H}}_i^{L,k}))]$
- 11        $\boldsymbol{\Theta}_c \leftarrow \boldsymbol{\Theta}_c - \nabla_{\boldsymbol{\Theta}_c} \mathcal{L}_c, \boldsymbol{\Theta}_f \leftarrow \boldsymbol{\Theta}_f - \nabla_{\boldsymbol{\Theta}_f} \mathcal{L}_f$  // Section 4.1.3
- 12     **for**  $epoch \leftarrow 1$  to  $epoch_g$  **do**
- 13        $\mathcal{L}_g \leftarrow \sum_{k=1}^K \sum_{v_i \in \mathcal{V}} \|d_{\theta_d}(\tilde{\mathbf{H}}_i^{L,k}) - 0.5\|_2^2$
- 14        $\boldsymbol{\Theta}_g \leftarrow \boldsymbol{\Theta}_g - \nabla_{\boldsymbol{\Theta}_g} \mathcal{L}_g, \boldsymbol{\Theta}_f \leftarrow \boldsymbol{\Theta}_f - \nabla_{\boldsymbol{\Theta}_f} \mathcal{L}_f$  // Section 4.1.4
- 15      $\boldsymbol{\Theta}_f \leftarrow \text{Clamp}(\boldsymbol{\Theta}_f, \sum_{k=1}^K \mathbf{m}^k)$  // Section 4.2
- 16    $\tilde{\mathbf{X}} = \sum_{k=1}^K \tilde{\mathbf{X}}^k, \hat{\mathbf{Y}} = c_{\theta_c}(f_{\theta_f}(\tilde{\mathbf{X}}, \mathbf{A}))$
- 17 **return**  $\tilde{\mathbf{X}}, \hat{\mathbf{Y}}$

---

## 4.3 Training Algorithm

Here we present a holistic algorithm of the proposed FairVGNN. In comparison to vanilla adversarial training, additional computational requirements of FairVGNN come from generating  $K$  different masks. However, since within each training epoch we can pre-compute the masks as Step 4 before adversarial training and the total number of views  $K$  becomes constant compared with the whole time used for adversarial training as Step 6-14, the time complexity is still linear proportional to the size of the whole graph, i.e.,  $O(|\mathcal{V}| + |\mathcal{E}|)$ . The total model complexity includes parameters of the feature masker  $O(2d)$ , the discriminator/classifier  $O(2d^L)$  and the encoder  $O(d \prod_{l=1}^L d^l)$ , which boils down to  $O(\max_{i \in \{0, 1, \dots, L\}} (d^i)^L)$  and hence the same as any other  $L$ -layer GNN backbones.

## 5 EXPERIMENTS

In this section, we conduct extensive experiments to evaluate the effectiveness of FairVGNN.

### 5.1 Experimental Settings

5.1.1 *Datasets.* We validate the proposed approach on three benchmark datasets [1, 7] with their statistics shown in Table 2.

Table 2: Basic dataset statistics.

Dataset	German	Credit	Bail
#Nodes	1000	30,000	18,876
#Edges	22,242	1,436,858	321,308
#Features	27	13	18
Sens.	Gender	Age	Race
Label	Good/bad Credit	Default/no default Payment	Bail/no bail

<sup>4</sup>sg: stopgrad prevents gradients from being back-propagated.

**Table 3: Model utility and bias of node classification. We compare the proposed FairVGNN (i.e., FairV) against state-of-the-art baselines NIFTY, EDITS, and FairGNN (i.e., Fair) when equipped with various GNN backbones (i.e., GCN, GIN, and SAGE). The best and runner-up results are colored in red and blue.  $\uparrow$  represents the larger, the better while  $\downarrow$  represents the opposite.**

Encoder	Method	German					Credit					Bail					Avg. (Rank)
		AUC ( $\uparrow$ )	F1 ( $\uparrow$ )	ACC ( $\uparrow$ )	$\Delta_{sp}$ ( $\downarrow$ )	$\Delta_{eo}$ ( $\downarrow$ )	AUC ( $\uparrow$ )	F1 ( $\uparrow$ )	ACC ( $\uparrow$ )	$\Delta_{sp}$ ( $\downarrow$ )	$\Delta_{eo}$ ( $\downarrow$ )	AUC ( $\uparrow$ )	F1 ( $\uparrow$ )	ACC ( $\uparrow$ )	$\Delta_{sp}$ ( $\downarrow$ )	$\Delta_{eo}$ ( $\downarrow$ )	
GCN	Vanilla	74.11 $\pm$ 0.37	82.46 $\pm$ 0.89	73.44 $\pm$ 1.09	35.17 $\pm$ 7.27	25.17 $\pm$ 5.89	73.87 $\pm$ 0.02	81.92 $\pm$ 0.02	73.67 $\pm$ 0.03	12.86 $\pm$ 0.09	10.63 $\pm$ 0.13	87.08 $\pm$ 0.35	79.02 $\pm$ 0.74	84.56 $\pm$ 0.68	7.35 $\pm$ 0.72	4.96 $\pm$ 0.62	9.17
	NIFTY	68.78 $\pm$ 2.69	81.40 $\pm$ 0.54	69.92 $\pm$ 1.14	5.73 $\pm$ 5.25	5.08 $\pm$ 4.29	71.96 $\pm$ 0.19	81.72 $\pm$ 0.05	73.45 $\pm$ 0.06	11.68 $\pm$ 0.07	9.39 $\pm$ 0.07	78.20 $\pm$ 2.78	64.76 $\pm$ 3.91	74.19 $\pm$ 2.57	2.44 $\pm$ 1.29	1.72 $\pm$ 1.08	9.69
	EDITS	69.41 $\pm$ 2.33	81.55 $\pm$ 0.59	71.60 $\pm$ 0.89	4.05 $\pm$ 4.48	3.89 $\pm$ 4.23	73.01 $\pm$ 0.11	81.81 $\pm$ 0.28	73.51 $\pm$ 0.30	10.90 $\pm$ 1.22	8.75 $\pm$ 1.21	86.44 $\pm$ 2.17	75.58 $\pm$ 3.77	84.49 $\pm$ 2.27	6.64 $\pm$ 0.39	7.51 $\pm$ 1.20	9.89
	FairGNN	67.35 $\pm$ 2.13	82.01 $\pm$ 0.26	69.68 $\pm$ 0.30	3.49 $\pm$ 2.15	3.40 $\pm$ 2.15	71.95 $\pm$ 1.43	81.84 $\pm$ 1.19	73.41 $\pm$ 1.24	12.64 $\pm$ 2.11	10.41 $\pm$ 2.03	87.36 $\pm$ 0.90	77.50 $\pm$ 1.69	82.94 $\pm$ 1.67	6.90 $\pm$ 0.17	4.65 $\pm$ 0.14	9.17
	FairVGNN	72.41 $\pm$ 2.10	82.14 $\pm$ 0.42	70.16 $\pm$ 0.86	1.71 $\pm$ 1.68	<b>0.88<math>\pm</math>0.58</b>	71.34 $\pm$ 0.41	87.08 $\pm$ 0.74	78.04 $\pm$ 0.33	5.02 $\pm$ 5.22	3.60 $\pm$ 4.31	85.68 $\pm$ 0.37	79.11 $\pm$ 0.33	84.73 $\pm$ 0.46	6.53 $\pm$ 0.67	4.95 $\pm$ 1.22	5.67
GIN	Vanilla	72.71 $\pm$ 1.44	<b>82.78<math>\pm</math>0.50</b>	<b>73.84<math>\pm</math>0.54</b>	13.56 $\pm$ 5.23	9.47 $\pm$ 4.49	74.36 $\pm$ 0.21	82.28 $\pm$ 0.64	74.02 $\pm$ 0.73	14.48 $\pm$ 2.44	12.35 $\pm$ 2.86	86.14 $\pm$ 0.25	76.49 $\pm$ 0.57	81.70 $\pm$ 0.67	8.55 $\pm$ 1.61	6.99 $\pm$ 1.51	9.56
	NIFTY	67.61 $\pm$ 4.88	80.46 $\pm$ 3.06	69.92 $\pm$ 3.64	5.26 $\pm$ 3.24	5.34 $\pm$ 5.67	70.90 $\pm$ 0.24	84.05 $\pm$ 0.82	75.59 $\pm$ 0.66	7.09 $\pm$ 4.62	6.22 $\pm$ 3.26	82.33 $\pm$ 4.61	70.64 $\pm$ 6.73	74.46 $\pm$ 9.98	5.57 $\pm$ 1.11	3.41 $\pm$ 1.43	8.56
	EDITS	69.35 $\pm$ 1.64	82.80 $\pm$ 0.22	72.08 $\pm$ 0.66	0.86 $\pm$ 0.76	1.72 $\pm$ 1.14	72.35 $\pm$ 1.11	82.47 $\pm$ 0.85	74.07 $\pm$ 0.98	14.11 $\pm$ 14.45	15.40 $\pm$ 15.76	80.19 $\pm$ 4.62	68.07 $\pm$ 5.30	73.74 $\pm$ 5.12	6.71 $\pm$ 2.35	5.98 $\pm$ 3.66	11.36
	FairGNN	72.95 $\pm$ 0.82	<b>83.16<math>\pm</math>0.56</b>	72.24 $\pm$ 1.44	6.88 $\pm$ 4.42	2.06 $\pm$ 1.46	68.66 $\pm$ 4.48	79.47 $\pm$ 5.29	70.33 $\pm$ 5.50	<b>4.67<math>\pm</math>3.06</b>	3.94 $\pm$ 1.49	86.14 $\pm$ 0.89	73.67 $\pm$ 1.17	77.90 $\pm$ 2.21	6.33 $\pm$ 1.49	4.74 $\pm$ 1.64	7.64
	FairVGNN	71.65 $\pm$ 1.90	82.40 $\pm$ 0.14	70.16 $\pm$ 0.32	<b>0.43<math>\pm</math>0.54</b>	<b>0.34<math>\pm</math>0.41</b>	71.36 $\pm$ 0.72	<b>87.44<math>\pm</math>0.23</b>	<b>78.18<math>\pm</math>0.20</b>	<b>2.85<math>\pm</math>2.01</b>	<b>1.72<math>\pm</math>1.80</b>	83.22 $\pm$ 1.60	76.36 $\pm$ 2.20	83.86 $\pm$ 1.57	5.67 $\pm$ 0.76	5.77 $\pm$ 1.26	<b>5.44</b>
SAGE	Vanilla	<b>75.74<math>\pm</math>0.69</b>	81.25 $\pm$ 1.72	72.24 $\pm$ 1.61	24.30 $\pm$ 6.93	15.55 $\pm$ 7.59	<b>74.58<math>\pm</math>1.31</b>	83.38 $\pm$ 0.77	75.28 $\pm$ 0.83	15.65 $\pm$ 1.30	13.34 $\pm$ 1.34	90.71 $\pm$ 0.69	80.99 $\pm$ 0.55	86.72 $\pm$ 0.48	2.16 $\pm$ 1.53	<b>0.84<math>\pm</math>0.55</b>	7.31
	NIFTY	72.05 $\pm$ 2.15	79.20 $\pm$ 1.19	69.60 $\pm$ 1.50	7.74 $\pm$ 7.80	5.17 $\pm$ 2.38	72.89 $\pm$ 0.44	82.60 $\pm$ 1.25	74.39 $\pm$ 1.35	10.65 $\pm$ 1.65	8.10 $\pm$ 1.91	<b>92.04<math>\pm</math>0.89</b>	77.81 $\pm$ 6.03	84.11 $\pm$ 5.49	5.74 $\pm$ 0.38	4.07 $\pm$ 1.28	8.06
	EDITS	69.76 $\pm$ 5.46	81.04 $\pm$ 1.09	71.68 $\pm$ 1.25	8.42 $\pm$ 7.35	5.69 $\pm$ 2.16	75.04 $\pm$ 0.12	82.41 $\pm$ 0.52	74.13 $\pm$ 0.59	11.34 $\pm$ 6.36	9.38 $\pm$ 5.39	89.07 $\pm$ 2.26	77.83 $\pm$ 3.79	84.42 $\pm$ 2.87	3.74 $\pm$ 3.54	4.46 $\pm$ 3.50	11.36
	FairGNN	65.85 $\pm$ 9.49	82.29 $\pm$ 0.32	70.64 $\pm$ 0.74	7.65 $\pm$ 8.07	4.18 $\pm$ 4.86	70.82 $\pm$ 0.74	83.97 $\pm$ 2.00	75.29 $\pm$ 1.62	6.17 $\pm$ 5.57	5.06 $\pm$ 4.46	91.53 $\pm$ 0.38	<b>82.55<math>\pm</math>0.98</b>	<b>87.68<math>\pm</math>0.73</b>	<b>1.94<math>\pm</math>0.82</b>	1.72 $\pm$ 0.70	5.83
	FairVGNN	73.84 $\pm$ 0.52	81.91 $\pm$ 0.63	70.00 $\pm$ 0.25	<b>1.36<math>\pm</math>1.90</b>	1.22 $\pm$ 1.49	<b>74.05<math>\pm</math>0.20</b>	<b>87.84<math>\pm</math>0.32</b>	<b>79.94<math>\pm</math>0.30</b>	4.94 $\pm$ 1.10	<b>2.39<math>\pm</math>0.71</b>	<b>91.56<math>\pm</math>1.71</b>	<b>83.58<math>\pm</math>1.88</b>	<b>88.41<math>\pm</math>1.29</b>	<b>1.14<math>\pm</math>0.67</b>	<b>1.69<math>\pm</math>1.13</b>	<b>2.92</b>

**5.1.2 Baselines.** Several state-of-the-art fair node representation learning models are compared with our proposed FairVGNN. We divide them into two categories: (1) **Augmentation-based**: this type of methods alleviates discrimination via graph augmentation, where sensitive-related information is removed by modifying the graph topology or node features. NIFTY [1] simultaneously achieves the Counterfactual Fairness and the stability by contrastive learning. EDITS [7] approximates the inputs' discrimination via Wasserstein distance and directly minimizes it between sensitive and non-sensitive groups by pruning the graph topology and node features. (2) **Adversarial-based**: The adversarial-based methods enforce the fairness of node representations by alternatively training the encoder to fool the discriminator and the discriminator to predict the sensitive attributes. FairGNN [5] deploys an extra sensitive feature estimator to increase the amount of sensitive information. Since different GNN-backbones may cause different levels of sensitive attribute leakage, we consider to equip each of the above three bias-alleviating methods with three GNN-backbones: GCN [19], GIN [34], GraphSAGE [13], e.g., GCN-NIFTY represents the GCN encoder with NIFTY.

**5.1.3 Setup.** Our proposed FairVGNN is implemented using PyTorch-Geometric [10]. For EDITS<sup>5</sup>, NIFTY<sup>6</sup> and FairGNN<sup>7</sup>, we use the original code from the authors' GitHub repository. We aim to provide a rigorous and fair comparison between different models on each dataset by tuning hyperparameters for all models individually and detailed hyperparameter configuration of each baseline is in Appendix B.2. Following [1] and [7], we use 1-layer GCN, GIN convolution and 2-layer GraphSAGE convolution respectively as our encoder  $f_{\Theta_f}$ , and use 1 linear layer as our classifier  $c_{\Theta_c}$  and discriminator  $d_{\Theta_d}$ . The detailed GNN architecture is described in Appendix B.1. We fix the number of hidden unit of the encoder  $f_{\Theta_f}$  as 16, the dropout rate as 0.5, the number of generated fair feature views during each training epoch  $K = 10$ . The learning rates and the training epochs of the generator  $g_{\Theta_g}$ , the discriminator  $d_{\Theta_d}$ , the classifier  $c_{\Theta_c}$  and the encoder  $f_{\Theta_f}$  are searched from  $\{0.001, 0.01\}$  and  $\{5, 10\}$ , the prefix cutting threshold  $\epsilon$  in Eq. (11) is searched from  $\{0.01, 0.1, 1\}$ , the whole training epochs as 200, 300, 400, and  $\alpha \in \{0, 0.5, 1\}$ . We use the default data splitting following [1, 7] and experimental results are averaged over five repeated executions with five different seeds to remove any potential initialization bias.

<sup>5</sup><https://github.com/yushundong/edits>

<sup>6</sup><https://github.com/chirag126/nifty>

<sup>7</sup><https://github.com/EnyanDai/FairGNN>

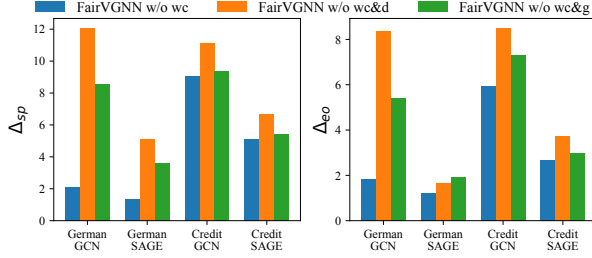
## 5.2 Node Classification

**5.2.1 Performance comparison.** The model utility and fairness of each baseline is shown in Table 3. We observe that our FairVGNN consistently performs the best compared with other bias-alleviating methods in terms of the average rank for all datasets and across all evaluation metrics, which indicates the superiority of our model in achieving better trade-off between model utility and fairness. Since no fairness regularization is imposed on GNN encoders equipped with vanilla methods, they generally achieve better model utility. However for this reason, sensitive-related information is also completely free to be encoded in the learned node representations and hence causes higher bias. To alleviate such discrimination, all other methods propose different regularizations to constrain sensitive-related information in learned node representations, which also remove some task-related information and hence sacrifice model utility as expected in Table 3. However, we do observe that our model can yield lower biased predictions with less utility sacrifice, which is mainly ascribed to two reasons: (1) We generate different fair feature views by randomly sampling masks from learned Gumbel-Softmax distribution and make predictions. This can be regarded as a data augmentation technique by adding noise to node features, which decreases the population risk and enhances the model generalibility [26] by creating novel mapping from augmented training points to the label space. (2) The weight clamping module clamps weights of encoder based on feature correlations to the sensitive feature channel, which adaptively remove/keep the sensitive/task-relevant information.

**5.2.2 Ablation study.** Next we conduct ablation study to fully understand the effect of each component of FairVGNN on alleviating discrimination. Concretely, we denote **FairV w/o fm** as removing the module of generating fair feature views, **FairV w/o ad wc** as removing the module of adaptive weight clamping, and **FairV w/o fm&ad wc** as removing both of these two modules. Since computing thresholds in adaptive weight clamping needs the probability of feature masking from fair feature view generation in Eq. (11), we instead directly take the prefix value  $\epsilon$  without  $p_i$  as our cutting threshold in *FairV w/o fm*. The utility and bias of these variants are presented in Table 4. We observe that *FairV w/o fm* and *FairV w/o ad wc* perform worse than *FairV*, which validates the effectiveness of different components in *FairV* for learning fair node representations. Furthermore, the worse performance of *FairV w/o fm&ad wc* than *FairV w/o fm* and *FairV w/o wc* indicates the proposed two modules alleviate discrimination from two different aspects and

**Table 4: Model utility and bias of node classification of different variants of FairVGNN. The best and runner-up results are colored in red and blue.  $\uparrow$  represents the larger, the better while  $\downarrow$  represents the opposite.**

Encoder	Model Variants	German					Credit					Bail				
		AUC ( $\uparrow$ )	F1 ( $\uparrow$ )	ACC ( $\uparrow$ )	$\Delta_{sp}$ ( $\downarrow$ )	$\Delta_{eo}$ ( $\downarrow$ )	AUC ( $\uparrow$ )	F1 ( $\uparrow$ )	ACC ( $\uparrow$ )	$\Delta_{sp}$ ( $\downarrow$ )	$\Delta_{eo}$ ( $\downarrow$ )	AUC ( $\uparrow$ )	F1 ( $\uparrow$ )	ACC ( $\uparrow$ )	$\Delta_{sp}$ ( $\downarrow$ )	$\Delta_{eo}$ ( $\downarrow$ )
GCN	FairV	72.69 $\pm$ 1.67	81.86 $\pm$ 0.49	69.84 $\pm$ 0.41	0.77 $\pm$ 0.39	0.46 $\pm$ 0.34	71.34 $\pm$ 0.41	87.08 $\pm$ 0.74	78.04 $\pm$ 0.33	5.02 $\pm$ 5.22	3.60 $\pm$ 4.31	85.68 $\pm$ 0.37	79.11 $\pm$ 0.33	84.73 $\pm$ 0.46	6.53 $\pm$ 0.67	4.95 $\pm$ 1.22
	FairV w/o fm	73.63 $\pm$ 1.14	82.28 $\pm$ 0.28	70.88 $\pm$ 1.09	5.56 $\pm$ 3.89	4.41 $\pm$ 3.59	72.51 $\pm$ 0.32	86.15 $\pm$ 2.18	77.83 $\pm$ 2.15	6.94 $\pm$ 2.86	4.64 $\pm$ 2.73	86.98 $\pm$ 0.32	78.08 $\pm$ 0.53	84.59 $\pm$ 0.29	7.24 $\pm$ 0.26	5.75 $\pm$ 0.68
	FairV w/o wc	72.08 $\pm$ 1.83	82.72 $\pm$ 0.50	71.04 $\pm$ 1.23	3.19 $\pm$ 3.51	0.59 $\pm$ 1.12	71.80 $\pm$ 0.47	87.27 $\pm$ 0.47	78.47 $\pm$ 0.34	9.05 $\pm$ 4.55	5.94 $\pm$ 3.61	85.93 $\pm$ 0.38	79.22 $\pm$ 0.29	85.38 $\pm$ 0.25	6.61 $\pm$ 0.48	5.82 $\pm$ 0.66
	FairV w/o fm&wc	74.97 $\pm$ 0.94	82.30 $\pm$ 0.67	70.8 $\pm$ 0.88	7.74 $\pm$ 5.05	4.56 $\pm$ 4.15	73.09 $\pm$ 0.41	84.48 $\pm$ 2.14	76.40 $\pm$ 2.29	11.91 $\pm$ 2.34	9.27 $\pm$ 1.98	86.44 $\pm$ 0.16	78.75 $\pm$ 0.27	84.41 $\pm$ 0.28	8.32 $\pm$ 0.60	6.34 $\pm$ 0.32
GIN	FairV	71.65 $\pm$ 1.90	82.40 $\pm$ 0.14	70.16 $\pm$ 0.32	0.43 $\pm$ 0.34	0.34 $\pm$ 0.41	71.36 $\pm$ 0.72	87.44 $\pm$ 0.23	78.18 $\pm$ 0.20	2.85 $\pm$ 2.01	1.72 $\pm$ 1.80	83.22 $\pm$ 1.60	76.36 $\pm$ 2.20	83.86 $\pm$ 1.57	5.67 $\pm$ 0.76	5.77 $\pm$ 1.26
	FairV w/o fm	73.76 $\pm$ 0.77	83.06 $\pm$ 0.67	71.68 $\pm$ 1.63	2.76 $\pm$ 2.64	0.57 $\pm$ 0.47	71.15 $\pm$ 0.63	87.09 $\pm$ 0.7	78.29 $\pm$ 0.53	3.36 $\pm$ 2.34	1.86 $\pm$ 1.19	85.12 $\pm$ 0.54	77.06 $\pm$ 0.83	83.13 $\pm$ 1.19	6.80 $\pm$ 0.28	5.97 $\pm$ 0.64
	FairV w/o wc	72.65 $\pm$ 1.65	82.70 $\pm$ 0.30	71.20 $\pm$ 1.01	3.44 $\pm$ 3.19	0.97 $\pm$ 0.9	71.13 $\pm$ 0.59	87.96 $\pm$ 0.25	80.04 $\pm$ 0.22	3.16 $\pm$ 1.28	1.47 $\pm$ 0.72	85.09 $\pm$ 2.36	79.07 $\pm$ 2.70	85.85 $\pm$ 2.13	5.24 $\pm$ 1.41	4.33 $\pm$ 2.05
	FairV w/o fm&wc	73.41 $\pm$ 1.17	83.20 $\pm$ 0.44	72.40 $\pm$ 1.29	5.70 $\pm$ 4.57	1.01 $\pm$ 1	72.73 $\pm$ 0.32	86.10 $\pm$ 0.59	77.90 $\pm$ 0.63	6.66 $\pm$ 1.10	3.97 $\pm$ 0.41	86.32 $\pm$ 1.60	79.28 $\pm$ 1.39	86.02 $\pm$ 0.40	7.48 $\pm$ 0.71	7.43 $\pm$ 2.38
SAGE	FairV	73.84 $\pm$ 0.52	81.91 $\pm$ 0.63	70.00 $\pm$ 0.25	1.36 $\pm$ 1.90	1.22 $\pm$ 1.49	74.05 $\pm$ 0.20	87.84 $\pm$ 0.32	79.94 $\pm$ 0.30	4.94 $\pm$ 1.10	2.39 $\pm$ 0.71	91.56 $\pm$ 1.71	83.58 $\pm$ 1.88	88.41 $\pm$ 1.29	1.14 $\pm$ 0.67	1.69 $\pm$ 1.13
	FairV w/o fm	73.98 $\pm$ 1.40	81.36 $\pm$ 1.45	70.00 $\pm$ 1.50	3.67 $\pm$ 2.80	1.55 $\pm$ 2.01	73.58 $\pm$ 0.68	83.18 $\pm$ 2.32	74.97 $\pm$ 2.49	7.23 $\pm$ 3.91	5.05 $\pm$ 3.17	91.96 $\pm$ 0.57	84.04 $\pm$ 1.01	88.69 $\pm$ 0.79	1.51 $\pm$ 1.17	1.59 $\pm$ 0.35
	FairV w/o wc	73.93 $\pm$ 2.16	82.02 $\pm$ 0.72	70.16 $\pm$ 1.25	2.80 $\pm$ 2.79	0.90 $\pm$ 1.06	74.05 $\pm$ 0.42	88.10 $\pm$ 0.30	80.16 $\pm$ 0.19	5.09 $\pm$ 1.30	2.67 $\pm$ 0.92	92.01 $\pm$ 0.74	84.64 $\pm$ 0.91	89.24 $\pm$ 0.58	2.99 $\pm$ 0.94	1.07 $\pm$ 1.19
	FairV w/o fm&wc	73.87 $\pm$ 1.62	80.09 $\pm$ 1.73	70.08 $\pm$ 1.17	6.18 $\pm$ 1.31	4.68 $\pm$ 2.38	74.57 $\pm$ 0.14	81.91 $\pm$ 0.92	73.61 $\pm$ 1.02	7.27 $\pm$ 3.22	5.03 $\pm$ 3.01	92.05 $\pm$ 0.89	83.40 $\pm$ 1.79	88.44 $\pm$ 1.02	3.51 $\pm$ 0.87	2.05 $\pm$ 1.19

**Figure 3: Model bias without the discriminator/generator.**

their effects could be accumulated together. In most cases, *FairV w/o fm* achieves more bias than *FairV w/o ad wc*. This is because the original clamping threshold of sensitive feature channels  $\epsilon * p_i$  would be replaced by a higher threshold  $\epsilon$ , which allows more sensitive information leakage to predictions.

### 5.3 Further Probe

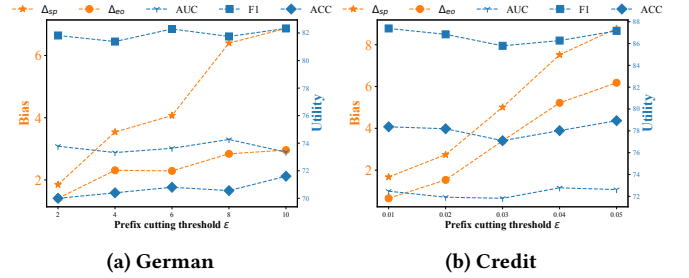
**5.3.1 Does adversarial training work?** We first remove the weight clamping to solely study the effect of adversarial training, and then remove the discriminator/generator respectively by setting their corresponding training epochs to be 0 and denote the corresponding models as *FairVGNN w/o wc&d* and *FairVGNN w/o wc&g*. We re-conduct the node classification with five different initializations following the previous setting and report the average bias in Figure 3. We can clearly see that after removing discriminator or generator, the model bias becomes even higher in both situations, which indicates the importance of the competition between the discriminator and the generator in improving the discriminative power of discriminator to recognize sensitive features and the generating power of generator to generate fair feature views. Moreover, since the discriminator in *FairVGNN w/o wc&g* can still recognize the sensitive features and then guide the encoder to extract less sensitive-related information, the bias of *FairVGNN w/o wc&g* is lower than *FairVGNN w/o wc&d* in most cases.

**5.3.2 Does adaptive weight clamping work?** To demonstrate the advantages of the proposed adaptive weight clamping, here we compare it with the non-adaptive weight clamping and spectral normalization, which is another technique of regularizing weight matrix to enhance the model robustness and counterfactual fairness [1]. The prefix cutting thresholds in both the adaptive and non-adaptive weight clamping are set to be the same as the best ones tuned in Table 3 for SAGE/GCN/GIN to ensure the fair comparison. As shown in Table 5, we can see that except for GIN, the adaptive weight clamping always achieves lower bias while not hurting so much model utility. This is because for sensitive-related feature channels, multiplying masking probability by the prefix

**Table 5: Comparison with different weight regularization.**

Dataset (Model)	Strategy	AUC ( $\uparrow$ )	ACC ( $\uparrow$ )	F1 ( $\uparrow$ )	$\Delta_{sp}$ ( $\downarrow$ )	$\Delta_{eo}$ ( $\downarrow$ )
German (SAGE)	Ad wc	73.84+0.52	70.00+0.25	81.91+0.63	1.36+1.90	1.22+1.49
	Wc	72.43+1.60	70.48+0.85	82.03+0.82	4.85+4.10	2.50+2.12
	Sn	73.00+1.53	70.00+1.07	81.82+0.59	3.74+3.22	1.89+1.08
Credit (GIN)	Ad wc	74.05+0.20	79.94+0.19	87.84+0.32	4.94+1.10	2.39+0.71
	Wc	73.20+1.20	79.03+1.09	87.23+0.94	7.03+4.58	4.74+3.47
	Sn	71.12+0.55	78.54+2.00	86.53+1.90	2.60+0.73	0.87+0.54
Bail (GCN)	Ad wc	85.68+0.37	84.73+0.46	79.11+0.33	6.53+0.67	4.95+1.22
	Wc	85.97+0.45	85.12+0.26	79.08+0.28	6.86+0.47	5.85+0.83
	Sn	86.10+0.61	85.69+0.42	79.66+0.63	7.53+0.17	6.43+0.81

\* Ad wc: adaptively clamp weights of the encoder; Wc: clamp weights of the encoder; and Sn: spectral normalization of the encoder

**Figure 4: Results of different prefix cutting threshold.**

threshold would even lower the threshold and prevent more sensitive information from leaking to prediction through the encoder. We also investigate the influence of prefix cutting threshold  $\epsilon$  in Eq. (11) on the model bias/utility. Higher  $\epsilon$  indicates less weight clamping on the encoder and more sensitive-related information is leveraged in predictions, which leads to higher bias.

## 6 RELATED WORK

Most prior work on GNNs exclusively focus on optimizing the model utility while totally ignoring the bias encoded in the learned node representations, which would unavoidably cause social risks in high-stake discriminatory decisions [7]. FairGNN [5] leverages a sensitive feature estimator to enhance the amount of the sensitive attributes, which greatly benefits their adversarial debiasing procedure. NIFTY [1] proposes a novel triplet-based objective function and a layer-wise weight normalization using the Lipschitz constant to promote counterfactual fairness and stability of the resulted node representations. EDITS [7] systematically summarizes the biased node representation learning into attribute bias and structure bias, and employs the Wasserstein distance approximator to alternately debias node features and network topology. More recently, REF-EREE [8] was proposed to provide structural explanations of bias in GNNs. Different from previous work, we study a novel problem that feature propagation could cause correlation variation and



sensitive leakage to innocuous features, and our proposed framework FairVGNN expects to learn which feature channels should be masked to alleviate discrimination considering the effect of correlation variation. Recently, others have also explored this concept of varying correlation during feature propagation towards developing deeper GNNs [16]. Besides the fairness issue by sensitive attributes, bias can also come from the node degree [28], graph condensation [17], or even class distribution [29], which we leave for future investigations.

## 7 CONCLUSION

In this paper, we focus on alleviating discrimination in learned node representations and made predictions on graphs from the perspective of sensitive leakage to innocuous features. Specifically, we empirically observe a novel problem that feature propagation could vary feature correlation and further cause sensitive leakage to innocuous feature channels, which may exacerbate discrimination in predictions. To tackle this problem, we propose FairVGNN to automatically mask sensitive-correlated feature channels considering the effect of correlation variation after feature propagation and adaptively clamp weights of encoder to absorb less sensitive information. Experimental results demonstrate the effectiveness of the proposed FairVGNN framework in achieving better trade-off between utility and fairness than other baselines. Some interesting phenomena are also observed such as the variation of correlation depends on different datasets, and the group fairness is related to the network homophily. Thus, one future direction would be to theoretically analyze the relationships among feature propagation, network homophily and correlation variation. Furthermore, we plan to leverage self-supervised learning [15, 31] to constrain the bias encoded in the learned node representation, and consider fairness in multi-sensitive groups in future work.

## 8 ACKNOWLEDGEMENTS

Yushun Dong and Jundong Li are supported by the National Science Foundation (NSF) under grant No. 2006844 and the Cisco Faculty Research Award.

## REFERENCES

- [1] Chirag Agarwal, Himabindu Lakkaraju, and Marinka Zitnik. 2021. Towards a unified framework for fair and stable graph representation learning. In *Uncertainty in Artificial Intelligence*. PMLR, 2114–2124.
- [2] Avishek Bose and William Hamilton. 2019. Compositional fairness constraints for graph embeddings. In *International Conference on Machine Learning*, 715–724.
- [3] Huiyuan Chen, Lan Wang, Yusan Lin, Chin-Chia Michael Yeh, Fei Wang, and Hao Yang. 2021. Structured graph convolutional networks with stochastic masks for recommender systems. In *Proceedings of the 44th International ACM SIGIR Conference on Research and Development in Information Retrieval*. 614–623.
- [4] Ming Chen, Zhewei Wei, Zengfeng Huang, Bolin Ding, and Yaliang Li. 2020. Simple and Deep Graph Convolutional Networks. In *Proceedings of the 37th International Conference on Machine Learning, ICML 2020*.
- [5] Enyan Dai and Suhang Wang. 2021. Say no to the discrimination: Learning fair graph neural networks with limited sensitive attribute information. In *Proceedings of the 14th ACM International Conference on Web Search and Data Mining*.
- [6] Yushun Dong, Jian Kang, Hanghang Tong, and Jundong Li. 2021. Individual Fairness for Graph Neural Networks: A Ranking based Approach. In *Proceedings of the 27th ACM SIGKDD Conference on Knowledge Discovery & Data Mining*.
- [7] Yushun Dong, Ninghao Liu, Brian Jalaian, and Jundong Li. 2022. Edits: Modeling and mitigating data bias for graph neural networks. In *Proceedings of the ACM Web Conference 2022*. 1259–1269.
- [8] Yushun Dong, Song Wang, Yu Wang, Tyler Derr, and Jundong Li. 2022. On Structural Explanation of Bias in Graph Neural Networks. In *Proceedings of the 28th ACM SIGKDD Conference on Knowledge Discovery & Data Mining*.
- [9] Mengnan Du, Fan Yang, Na Zou, and Xia Hu. 2020. Fairness in deep learning: A computational perspective. *IEEE Intelligent Systems* (2020).
- [10] Adam Paszke et al. 2019. PyTorch: An Imperative Style, High-Performance Deep Learning Library. In *NeurIPS*. 8024–8035.
- [11] Wenqi Fan, Yao Ma, Qing Li, Yuan He, Eric Zhao, Jiliang Tang, and Dawei Yin. 2019. Graph neural networks for social recommendation. In *The World Wide Web Conference*. 417–426.
- [12] Ian Goodfellow, Jean Pouget-Abadie, Mehdi Mirza, Bing Xu, David Warde-Farley, Sherjil Ozair, Aaron Courville, and Yoshua Bengio. 2014. Generative adversarial nets. *Advances in neural information processing systems* 27 (2014).
- [13] William L. Hamilton, Zitao Ying, and Jure Leskovec. 2017. Inductive Representation Learning on Large Graphs. In *NeurIPS*. 1024–1034.
- [14] Eric Jang, Shixiang Gu, and Ben Poole. 2017. Categorical reparameterization with gumbel-softmax. In *International Conference on Learning Representations*.
- [15] Wei Jin, Tyler Derr, Haochen Liu, Yiqi Wang, Suhang Wang, Zitao Liu, and Jiliang Tang. 2020. Self-supervised learning on graphs: Deep insights and new direction. *arXiv preprint arXiv:2006.10141* (2020).
- [16] Wei Jin, Xiaorui Liu, Yao Ma, Charu Aggarwal, and Jiliang Tang. 2022. Feature Overcorrelation in Deep Graph Neural Networks: A New Perspective. In *Proceedings of the 28th ACM SIGKDD Conference on Knowledge Discovery & Data Mining*.
- [17] Wei Jin, Lingxiao Zhao, Shichang Zhang, Yozen Liu, Jiliang Tang, and Neil Shah. 2021. Graph Condensation for Graph Neural Networks. In *7th International Conference on Learning Representations, ICLR*.
- [18] Toshihiro Kamishima, Shotaro Akaho, and Jun Sakuma. 2011. Fairness-aware learning through regularization approach. In *2011 IEEE 11th International Conference on Data Mining Workshops*. IEEE, 643–650.
- [19] Thomas N. Kipf and Max Welling. 2017. Semi-Supervised Classification with Graph Convolutional Networks. In *5th International Conference on Learning Representations, ICLR*.
- [20] Johannes Klicpera, Aleksandar Bojchevski, and Stephan Günnemann. 2019. Predict then Propagate: Graph Neural Networks meet Personalized PageRank. In *7th International Conference on Learning Representations, ICLR*.
- [21] Öykü Deniz Köse and Yanning Shen. 2021. Fairness-Aware Node Representation Learning. *arXiv preprint arXiv:2106.05391* (2021).
- [22] Meng Liu, Hongyang Gao, and Shuiwang Ji. 2020. Towards Deeper Graph Neural Networks. In *Proceedings of the 26th ACM SIGKDD Conference on Knowledge Discovery & Data Mining*.
- [23] Miller McPherson, Lynn Smith-Lovin, and James M Cook. 2001. Birds of a feather: Homophily in social networks. *Annual review of sociology* 27, 1 (2001), 415–444.
- [24] Ninareh Mehrabi, Fred Morstatter, Nripsuta Saxena, Kristina Lerman, and Aram Galstyan. 2021. A survey on bias and fairness in machine learning. *ACM Computing Surveys (CSUR)* 54, 6 (2021), 1–35.
- [25] Benedek Rozemberczki, Charles Tapley Hoyt, Anna Gogleva, Piotr Grabowski, Klas Karis, Andrej Lamov, Andriy Nikolov, Sebastian Nilsson, Michael Ughetto, Yu Wang, Tyler Derr, and Benjamin M Gyori. 2022. ChemicalX: A Deep Learning Library for Drug Pair Scoring. In *Proceedings of the 28th ACM SIGKDD Conference on Knowledge Discovery & Data Mining*.
- [26] Connor Shorten and Taghi M Khoshgoufar. 2019. A survey on image data augmentation for deep learning. *Journal of big data* 6, 1 (2019), 1–48.
- [27] Valentina Shumovskaia, Kirill Fedyanin, Ivan Sukharev, and Dmitry Berestnev. 2021. Linking bank clients using graph neural networks powered by rich transactional data. *International Journal of Data Science and Analytics* (2021).
- [28] Xianfeng Tang, Huaxiu Yao, Yiwei Sun, Yiqi Wang, Jiliang Tang, Charu Aggarwal, Prasenjit Mitra, and Suhang Wang. 2020. Investigating and mitigating degree-related biases in graph convolutional networks. In *Proceedings of the 29th ACM International Conference on Information & Knowledge Management*. 1435–1444.
- [29] Yu Wang, Charu Aggarwal, and Tyler Derr. 2021. Distance-wise Prototypical Graph Neural Network in Node Imbalance Classification. *arXiv preprint arXiv:2110.12035* (2021).
- [30] Yu Wang and Tyler Derr. 2021. Tree decomposed graph neural network. In *Proceedings of the 30th ACM International Conference on Information & Knowledge Management*. 2040–2049.
- [31] Yu Wang, Wei Jin, and Tyler Derr. 2022. Graph Neural Networks: Self-supervised Learning. In *Graph Neural Networks: Foundations, Frontiers, and Applications*. Springer, 391–420.
- [32] Asiri Wijesinghe and Qing Wang. 2022. A New Perspective on "How Graph Neural Networks Go Beyond Weisfeiler-Lehman?". In *ICLR*.
- [33] Bingbing Xu, Huawei Shen, Bingjie Sun, Rong An, Qi Cao, and Xueqi Cheng. 2021. Towards Consumer Loan Fraud Detection: Graph Neural Networks with Role-Constrained Conditional Random Field. In *Proceedings of the AAAI Conference on Artificial Intelligence*.
- [34] Keyulu Xu, Weihua Hu, Jure Leskovec, and Stefanie Jegelka. 2019. How Powerful are Graph Neural Networks?. In *7th International Conference on Learning Representations, ICLR 2019, New Orleans, LA, USA, May 6–9, 2019*.
- [35] Muhan Zhang and Yixin Chen. 2018. Link prediction based on graph neural networks. *Advances in Neural Information Processing Systems* 31 (2018).
- [36] Tianxiang Zhao, Enyan Dai, Kai Shu, and Suhang Wang. 2022. Towards Fair Classifiers Without Sensitive Attributes: Exploring Biases in Related Features. In *Proceedings of the ACM International Conference on Web Search and Data Mining*.

**Table 6: Detailed comparison with different weight regularization strategies.**

Model	Strategy	German					Credit					Bail				
		AUC (↑)	ACC (↑)	F1 (↑)	$\Delta_{sp}$ (↓)	$\Delta_{eo}$ (↓)	AUC (↑)	ACC (↑)	F1 (↑)	$\Delta_{sp}$ (↓)	$\Delta_{eo}$ (↓)	AUC (↑)	ACC (↑)	F1 (↑)	$\Delta_{sp}$ (↓)	$\Delta_{eo}$ (↓)
GCN	Ad wc	72.41+2.10	70.16+0.86	82.15+0.42	1.71+1.68	0.88+0.58	71.34+0.41	78.04+0.33	87.08+0.74	5.02+5.22	3.60+4.31	85.68+0.37	84.73+0.46	79.11+0.33	6.53+0.67	4.95+1.22
	Wc	73.34+0.91	70.08+0.59	81.91+0.38	4.54+2.98	4.22+3.35	69.61+4.11	77.79+0.98	86.70+0.72	4.67+4.01	3.48+3.02	85.97+0.45	85.12+0.26	79.08+0.28	6.86+0.47	5.85+0.83
	Sn	71.15+0.95	70.24+0.48	82.01+0.35	3.94+5.37	2.82+3.76	70.16+2.65	75.96+1.40	84.87+2.03	5.67+4.53	4.45+3.62	86.10+0.61	85.69+0.42	79.66+0.63	7.53+0.17	6.43+0.81
GIN	Ad wc	71.65+1.90	70.16+0.32	82.40+0.14	0.43+0.54	0.34+0.41	74.05+0.42	80.16+0.19	88.10+0.30	5.09+1.30	2.67+0.92	83.22+1.60	83.86+1.57	76.36+2.20	5.67+0.76	5.77+1.26
	Wc	71.62+2.32	71.04+0.60	82.76+0.22	1.82+0.82	0.48+0.40	73.20+1.20	79.03+1.09	87.23+0.94	7.03+4.58	4.74+3.47	84.67+0.67	84.79+1.45	78.43+1.11	7.73+0.44	6.96+1.26
	Sn	71.25+1.69	72.40+1.10	82.98+0.68	7.73+5.03	2.37+1.42	71.12+0.55	78.54+2.00	86.53+1.90	2.60+0.73	0.87+0.54	85.47+0.74	85.26+1.28	79.13+1.08	7.07+1.72	5.90+2.06
SAGE	Ad wc	73.84+0.52	70.00+0.25	81.91+0.63	1.36+1.90	1.22+1.49	74.05+0.20	79.94+0.30	87.84+0.32	4.94+1.10	2.39+0.71	91.56+1.71	88.41+1.29	83.58+1.88	1.14+0.67	1.69+1.13
	Wc	72.43+1.60	70.48+0.85	82.03+0.82	4.85+4.10	2.50+2.12	73.20+1.21	79.03+1.09	87.23+0.94	7.03+4.58	4.74+3.47	91.48+0.57	88.42+0.78	83.51+0.88	3.45+1.06	1.89+1.27
	Sn	73.00+1.53	70.00+1.07	81.82+0.59	3.74+3.22	1.89+1.08	73.86+0.54	78.57+1.70	86.55+1.67	5.27+3.26	3.78+2.51	93.36+1.75	89.88+1.07	85.32+1.71	2.55+1.19	1.52+1.27

\* **Ad wc**: adaptively clamp weights of the encoder; **Wc**: clamp weights of the encoder; and **Sn**: spectral normalization of the encoder.

## A SUMMARY OF NOTATIONS

To facilitate understanding, we present a summary of commonly utilized notations and the corresponding descriptions in Table 7.

**Table 7: Notations commonly used in this paper and the corresponding descriptions.**

Notations	Definitions or Descriptions
$G$	input graph
$\mathcal{V}, \mathcal{E}$	node, edge set
$A$	adjacency matrix
$X$	node attribute matrix
$m$	feature mask
$\tau$	temperature factor
$\chi$	network homophily
$\epsilon$	prefix cutting threshold
$S$	sensitive feature vector
$\tilde{X}$	generated node attribute matrix
$Y$	one-hot encoded label matrix for all nodes
$\Delta_{sp}, \Delta_{eo}$	statistical parity and equality of opportunity
$y, s$	class label and sensitive group label
$\rho_i$	the Pearson correlation coefficient of the $i^{\text{th}}$ channel
$H^L$	representation learned after $L$ -layers GNNs
$W^{f,1}$	weight of the first layer of the encoder
$g, d, f, c$	generator, discriminator, encoder and classifier

## B EXPERIMENTAL SETTINGS

### B.1 Detailed Model Architecture

A unified template of a graph convolutional layer is formalized as:

$$\mathbf{h}_i^l = \text{TRAN}^l(\text{PROP}^l(\mathbf{h}_i^{l-1}, \{\mathbf{h}_j^{l-1} | j \in \mathcal{N}_i\})), \quad (18)$$

where  $\mathcal{N}_i$  denotes the neighborhood set of node  $v_i$  and  $\text{PROP}^l, \text{TRAN}^l$  stand for neighborhood propagation and feature transformation at layer  $l$ . In neighborhood propagation, neighborhood representations are propagated and further fused with itself to get the intermediate representation  $\tilde{\mathbf{h}}_i^l$ . Then, the  $\text{TRAN}^l$  function is applied on  $\tilde{\mathbf{h}}_i^l$  to get the final representation  $\mathbf{h}_i^l$  of node  $v_i$  at layer  $l$ . Note that  $\mathbf{h}_i^0$  of node  $v_i$  is typically initialized as the original node feature  $\mathbf{X}_i$ . After stacking  $L$  graph convolutional layers, every node aggregates their neighborhood information up to  $L$ -hops away and we denote it as  $\mathbf{H}^L \in \mathbb{R}^{n \times d^L}$ . Many graph convolutions can be obtained under this template by configuring different  $\text{PROP}^l$  and  $\text{TRAN}^l$ . In this work, the encoder of FairVGNN is designed following this template.

We use GCN, GIN and GraphSAGE as our GNN-backbones respectively for each bias-alleviating method. The basic graph convolution layer of these three backbones, respectively, are:

$$\mathbf{H}^l = \tilde{\mathbf{D}}^{-0.5}(\mathbf{A} + \mathbf{I})\tilde{\mathbf{D}}^{-0.5}\mathbf{H}^{l-1}\mathbf{W}^l, \quad (19)$$

$$\mathbf{H}^l = \text{MLP}^l((\mathbf{A} + (1 + \alpha)\mathbf{I})\mathbf{H}^{l-1}), \quad (20)$$

$$\mathbf{H}^l = \mathbf{W}^{l,1}\mathbf{H}^{l-1} + \mathbf{W}^{l,2}\mathbf{D}^{-1}\mathbf{A}\mathbf{H}^{l-1}, \quad (21)$$

where  $\tilde{\mathbf{D}}$  is the degree matrix with added self-loop,  $\mathbf{H}^{l-1}$  is the node representation obtained from the previous layer and  $\mathbf{H}^0 = \mathbf{X}$ . In this work, we only consider one graph convolution, therefore  $l = 1$ .

### B.2 Hyperparameter for Each Baseline

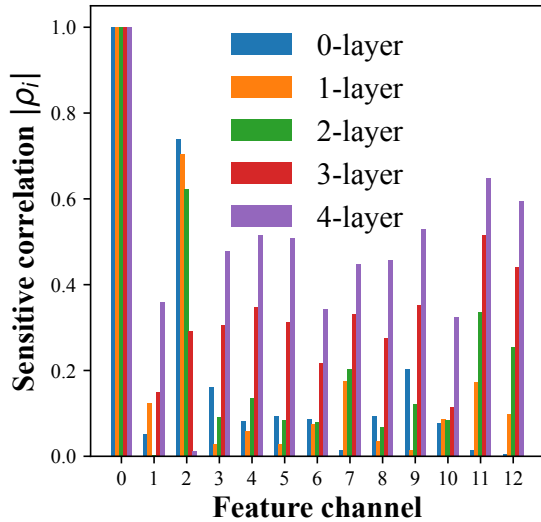
As different bias-alleviating methods have different model architectures, their hyperparameters are also different and are presented respectively in the following:

- **NIFTY**: dropout {0.0, 0.5, 0.8}, the number of hidden unit 16, learning rate { $1e^{-2}, 1e^{-3}, 1e^{-4}$ }, project hidden unit 16, weight decay { $1e^{-4}, 1e^{-5}$ }, drop edge rate 0.001, drop feature rate 0.1, regularization coefficient {0.4, 0.5, 0.6, 0.7, 0.8}.
- **EDITS**: initial learning rate 0.003, weight decay  $1e^{-7}$ , threshold proportions for Credit, German, and Recidivism dataset are 0.02, 0.25, 0.012 respectively.
- **FairGNN**: dropout {0.0, 0.5, 0.8}, the number of hidden unit 32, learning rate {0.0001, 0.001, 0.01}, weight decay  $1e^{-5}$ , regularization coefficients  $\alpha = 4, \beta = 0.01$ , sensitive number 200, label number 500.

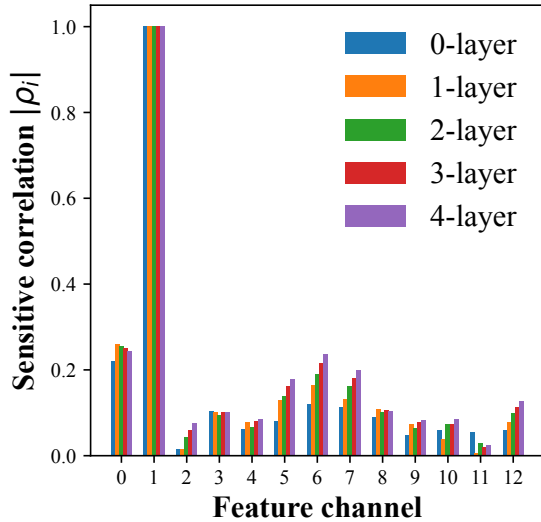
## C DATASET DETAILS

Here we present the detailed description of three datasets we used to validate our proposed FairVGNN as follows:

- **German Credit** (German): nodes are clients in a German bank, node attributes include gender, loan amount, and other account-related details, with edges formed between clients if their credit accounts are similar. The task is to classify the credit risk of the clients as high or low with ‘gender’ being the sensitive feature.
- **Recidivism** (Bail): nodes are defendants released on bail during 1990-2009, and edges are formed between defendants if they share similar past criminal records and demographics. The task is to predict whether a defendant would be more likely to commit a violent or nonviolent crime once released on bail with ‘race’ being the sensitive feature.
- **Credit Defaulter** (Credit): nodes are credit card users, and edges are formed between users if their share similar pattern in purchases/payments. The task is to predict whether a user will default on credit card payment with ‘age’ being the sensitive feature.



(a) German (0.8048)



(b) Credit (0.9595)

Figure 5: Correlation variation after feature propagation on the German and Credit datasets with the parentheses next to each dataset denoting the network homophily.

## D DETAILED EXPERIMENTAL RESULTS

### D.1 Effect of Weight Clamping

Table 6 reports the full results of comparing our proposed adaptive weight clamping with two other weight regularization approaches: weight clamping and spectral normalization. We can clearly see that generally our proposed adaptive weight clamping achieves better trade-off between utility and fairness. This is because adaptive weight clamping clamps weights more on sensitive-related features and hence minimally remove critical information beneficial for classification. However, in some cases such as on Credit dataset, the GCN with adaptive weight clamping has higher bias than directly weight clamping. This is because blindly clamping weights with no selection would remove more information, some of which might overlap with sensitive information and hence cause less bias, while some of which might overlap with class-related information and hence cause lower model utility (the accuracy is 77.79 lower than 78.04 when using adaptive weight clamping).

### D.2 Detailed Correlation Variation of German and Credit Datasets

Here we visualize the correlation variation of the first 13 feature channels on German and Credit after different layers of feature propagation. We clearly see that compared with German where some feature channels quickly become highly correlated to sensitive channel while some become less correlated. The sensitive correlation of feature channels on Credit changes more slowly. Therefore, masking according to the rank of original sensitive correlation  $\rho^{\text{origin}}$  is roughly the same as the propagated sensitive correlation  $\rho^{\text{prop}}$  and the performance of  $S_1$  and  $S_2$  are the same in Table 1 on Credit compared with German. We argue that the slow variance of feature correlation is because the higher homophily of Credit (0.9595) than German (0.8048) triggers less change of feature correlation during feature propagation. In the extreme case where node features strictly obey the network homophily, feature propagation would cause no change on feature distributions of every node and therefore the feature correlation would stay the same.