

Gender Bias in Word Embeddings: A Comprehensive Analysis of Frequency, Syntax, and Semantics

Aylin Caliskan
University of Washington
Information School
Seattle, WA, USA
aylin@uw.edu

Pimparkar Parth Ajay
Birla Institute of Technology and
Science
Department of Computer Science
Pilani, Rajasthan, India
f20180229@goa.bits-pilani.ac.in

Tessa Charlesworth
Harvard University
Department of Psychology
Cambridge, MA, USA
tessa_charlesworth@fas.harvard.edu

Robert Wolfe
University of Washington
Information School
Seattle, WA, USA
rwolfe3@uw.edu

Mahzarin R. Banaji
Harvard University
Department of Psychology
Cambridge, MA, USA
mahzarin_banaji@harvard.edu

ABSTRACT

Word embeddings are numeric representations of meaning derived from word co-occurrence statistics in corpora of human-produced texts. The statistical regularities in language corpora encode well-known social biases into word embeddings (e.g., the word vector for family is closer to the vector women than to men). Although efforts have been made to mitigate bias in word embeddings, with the hope of improving fairness in downstream Natural Language Processing (NLP) applications, these efforts will remain limited until we more deeply understand the multiple (and often subtle) ways that social biases can be reflected in word embeddings. Here, we focus on gender to provide a comprehensive analysis of group-based biases in widely-used static English word embeddings trained on internet corpora (GloVe 2014, fastText 2017). While some previous research has helped uncover biases in specific semantic associations between a group and a target domain (e.g., women – family), using the Single-Category Word Embedding Association Test, we demonstrate the widespread prevalence of gender biases that also show differences in: (1) frequencies of words associated with men versus women; (b) part-of-speech tags in gender-associated words; (c) semantic categories in gender-associated words; and (d) valence, arousal, and dominance in gender-associated words. We leave the analysis of non-binary gender to future work due to the challenges in accurate group representation caused by limitations inherent in data.

First, in terms of word frequency: we find that, of the 1,000 most frequent words in the vocabulary, 77% are more associated with men than women, providing direct evidence of a masculine default in the everyday language of the English-speaking world. Second, turning to parts-of-speech: the top male-associated words are typically verbs (e.g., fight, overpower) while the top female-associated words are typically adjectives and adverbs (e.g., giving, emotionally). Gender biases in embeddings also permeate parts-of-speech. Third,

for semantic categories: bottom-up, cluster analyses of the top 1,000 words associated with each gender. The top male-associated concepts include roles and domains of big tech, engineering, religion, sports, and violence; in contrast, the top female-associated concepts are less focused on roles, including, instead, female-specific slurs and sexual content, as well as appearance and kitchen terms. Fourth, using human ratings of word valence, arousal, and dominance from a ~20,000 word lexicon, we find that male-associated words are higher on arousal and dominance, while female-associated words are higher on valence. Ultimately, these findings move the study of gender bias in word embeddings beyond the basic investigation of semantic relationships to also study gender differences in multiple manifestations in text. Given the central role of word embeddings in NLP applications, it is essential to more comprehensively document where biases exist and may remain hidden, allowing them to persist without our awareness throughout large text corpora.

CCS CONCEPTS

• **Computing methodologies** → **Artificial intelligence; Natural language processing; Learning latent representations; Learning paradigms; Cognitive science.**

KEYWORDS

word embeddings, AI bias, gender bias, psycholinguistics, representation, masculine default

ACM Reference Format:

Aylin Caliskan, Pimparkar Parth Ajay, Tessa Charlesworth, Robert Wolfe, and Mahzarin R. Banaji. 2022. Gender Bias in Word Embeddings: A Comprehensive Analysis of Frequency, Syntax, and Semantics. In *AIES '22: AAAI/ACM Conference on Artificial Intelligence, Ethics, and Society, August 2022, Oxford, England*. ACM, New York, NY, USA, 15 pages. <https://doi.org/10.1145/3514094.3534162>



This work is licensed under a Creative Commons Attribution-NonCommercial-ShareAlike International 4.0 License.

AIES '22, August 2022, Oxford, England

© 2022 Copyright held by the owner/author(s).

ACM ISBN 978-1-4503-9247-1/22/08.

<https://doi.org/10.1145/3514094.3534162>

1 INTRODUCTION

Today, the vast majority of our daily tasks are facilitated and enhanced through the application of Natural Language Processing (NLP), from simple machine translation to automated resume screening to auto-complete in emails [7]. The core component of many of

these applications are pretrained static word embeddings – compressed, numeric representations of word meaning based on word co-occurrence statistics. These word embeddings are, in turn, created by training an algorithm (e.g., a neural network) on massive corpora of human-produced text stored on the internet. Ideally, word embeddings would be objective representations of human semantics but, in reality, word embeddings trained from human-produced text end up encoding and reproducing the types of social biases held by humans [9, 12]. When datasets that reflect the thoughts, feelings, and actions of a community are used to train artificial intelligence (AI) models, the models inevitably incorporate the associations and representations of the community [11–13, 15, 17, 26, 40, 51, 54].

In one of the first studies systematically assessing social biases in word embeddings, Caliskan et al. [12] showed that pretrained GloVe embeddings replicated ten major biases widely found among human participants including biases associating young-good/elderly-bad, European American-good/African American-bad, and women-family/men-career [28]. Such group-based biases can manifest in NLP applications (a recent example was seen in Amazon’s automated resume screening algorithm that preferentially hired men over women [7]). A comprehensive analysis of where biases reside in word embeddings, including in word frequency, syntax, and semantics, can aid in developing effective bias mitigation strategies.

The Present Research. The current manuscript provides the first comprehensive investigation of the many, and often subtle ways that social biases are reflected in widely-used static English word embeddings trained on internet corpora (specifically GloVe 2014 [41] and fastText 2017 [8]). We focus, in particular on gender biases, because gender is present in every society and gender-based biases affect large groups of people. We also focus on gender because it is explicitly encoded in many languages including English (e.g., via morphemes, pronouns, role labels) allowing a clear signal for tests of the prevalence and potency of bias transmitted in language. Here, we focus on gender in terms of the binary representation of men versus women, given the well-established and validated NLP methods for studying these two identities through pronouns and role labels. We recognize that, in reality, gender is a much more complex spectrum of self-identity and representation. However, the existing methods for studying non-binary or fluid representation in text remain in nascent stages [22]; we look forward to future methodologies that will facilitate a similar comprehensive investigation of biases for the spectrum of gender identities that are emerging today.

Past work has provided evidence for gender biases in the association of male/female with a specific semantic domain (e.g., science/arts), with sets of traits (e.g., funny, beautiful), and even with occupations (e.g., programmer, maid) [12, 17, 26]. However, gender biases in text can extend beyond such semantic associations between words. Here, we offer a deep investigation of how gender biases also pervade word embeddings in: (a) how *many* words are associated with men versus women (i.e., the frequency of words associated with each gender); (b) the *parts-of-speech* that are associated with men versus women (e.g., whether men are more referenced using verbs, nouns, or adjectives); (c) the *conceptual clusters* of the top-associated words with men versus women (e.g., whether the words used for men refer more to content such as

action, violence, and so on); and (d) the *valence, arousal, and dominance* of the top-associated words (e.g., whether the words used for men are terms that convey greater arousal or activation). Each of these metrics provide new, less-studied perspectives on the ways that gender biases pervade and persist in pretrained static word embeddings, often in unexpected or subtle ways. The results can help inform future efforts for more comprehensive bias mitigation mechanisms that tackle all such features of gender bias in text.

To study the many manifestations of gender bias in language corpora, we first use the Single-Category Word Embedding Association Test (SC-WEAT), a validated and widely-used method that measures cosine similarities to quantify the relative association between a target word (in this case, any word in the entire vocabulary of pretrained embeddings, such as *aardvark*, *apple*, *appetite*) and the two groups, men versus women [12, 46]. The method builds from the same logic as the Single-Category Implicit Association Test (SC-IAT) [32] used with human participants, and the relative associations can be interpreted roughly in comparison to statistics such as Cohen’s *d* effect sizes.

Frequency of Words Associated with Men versus Women.

The first research question – how many of the most frequent words in English-language pretrained embeddings are associated with men relative to women – builds from the social science literature showing the role of frequency in shaping which groups we think are more famous or liked in society. For instance, if a human participant has seen a name more frequently (i.e., on two separate occasions), they judge that name to be more famous than a name they have seen less frequently [3, 31]. Additionally, the mere exposure effect in psychology shows that the simple act of seeing a stimulus multiple times increases our liking of that stimulus [56]. The same principles can apply when it comes to word embeddings: if a given group (e.g., men) has a more frequent representation than another group (e.g., women), the more frequent group will come to shape what we perceive as default, with potential downstream harms. For instance, Wolfe and Caliskan [53] identified that low frequency names in contextualized word embeddings of language models have more biased and overfitted representations. To present a large-scale representation analysis in the language space, we test for possible gender biases in word embedding frequency by taking the top 1,000, 10,000, and 100,000 words in the pretrained word embeddings and measuring how many of those words are relatively more associated with men (versus women). This approach tells us whether the most common concepts in the language of the internet activate associates with men or with women.

Parts-of-Speech, Content, and Dimensions of Meaning in Words Associated with Men versus Women. Beyond frequency, it is also necessary to understand what types of words are more or less associated with men. In particular, the second research question focuses on the parts-of-speech used for men versus women. Given the stereotypes of men as more active and agentic [30], it is possible that male-associated words will be more likely to be verbs. In contrast, given that women are perceived as non-default and therefore requiring of additional description or explanation [18], it is possible that female-associated words will be more likely to be adjectives and adverbs (Charlesworth et al. [17] show evidence for this expectation with trait adjectives).

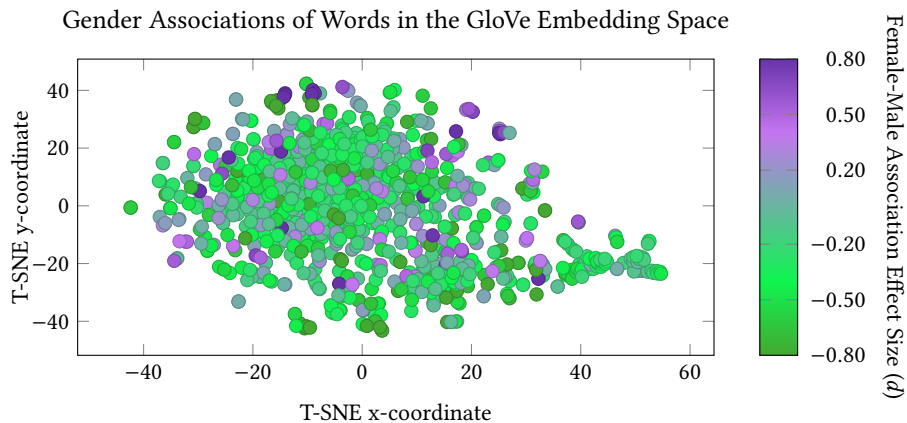


Figure 1: Visualizing the gender associations of the 1,000 most frequently occurring words in the 300-dimensional GloVe embeddings’ vocabulary in 2 dimensions using the T-SNE algorithm [47] shows that the online language space is overwhelmingly more associated with men than with women. The imbalanced pattern persists in the top 10,000, and 100,000 words.

The third research question turns to the *semantic content* of the top-associated words but, instead of using a typical top-down approach (in which a researcher would study the association to a domain, selected a priori, such as “science” or “arts”) we investigate the semantic bottom-up. Specifically, we use clustering approaches to identify conceptual clusters of top-associated words with men and women. Although we might expect that common gender stereotypes will emerge, the bottom-up approach allows for the possibility of discovering altogether unexpected domains of words that differentiate between men and women representations.

Fourth and finally, we study whether the top-associated words for men and women differ on three foundational dimensions of word meaning [38, 39] – valence (degree to which the word conveys positivity/negativity), arousal (degree to which the word conveys activity/passivity), and dominance (degree to which the word conveys control/submissiveness).

Ultimately, the work contributes four new insights into where, and to what extent, gender biases can persist and pervade static word embeddings, in sometimes unexpected ways:

- (1) The most frequent words in the vocabularies of pretrained, static word embeddings (used in many everyday downstream applications) are more associated to men than to women, providing direct empirical evidence for the idea of “masculine defaults” [18] in these massive corpora of text. Specifically, of the top 1,000 most frequent words in GloVe embeddings, 77% are associated with men (Figure 1); of the top 10,000 most frequent words, 65% are associated with men; and of the top 100,000 most frequent words, 55% are associated with men. fastText embeddings reveal similar patterns, although slightly less biased.
- (2) For parts-of-speech, men are more likely to be associated with verbs (at least in fastText) while women are more likely to be associated with adjectives and adverbs.
- (3) Clustering of the top-associated words with men and women reveal disparities in content: men are more likely to be associated with concepts that include roles such as big tech,

engineering, sports, and violence; women are more likely to be associated, instead, with gender-related slurs and sexual content, as well as appearance and kitchen concepts. Given that big tech is one of the top male-associated clusters of words, we provide a deeper case study of the words associated with this domain. Of nearly 1,000 words uniquely associated to big tech, we find that 62% of those words are more associated with men than with women, suggesting that such masculine defaults may be prevalent even across multiple sub-domains of language.

- (4) Basic dimensions of word meaning are also gendered: Among a set of ~20,000 words rated by human participants, we find that, the more a word is associated with men, the more likely it is to be rated highly on dominance and arousal; in contrast, the more a word is associated with women, the more likely it is to be rated highly on positive valence.

Together, these four conclusions show us that the gender biases in word embeddings are not to be taken only at the level of semantic associations. Rather, gender may be such a deeply organizing feature in human-produced text that it will pervade throughout metrics as wide-ranging as frequency, syntax, and bottom-up semantic discovery.

The code and resources are available to the public on GitHub.¹

2 RELATED WORK

We expand on past research in the related, relevant areas of (1) static single-word embeddings; (2) measuring bias in word embeddings; (3) existing evidence of gender bias in NLP; and (4) effects of frequency on language representations.

Static Word Embeddings. Static word embeddings are dense, continuous-valued vector representations of words trained on word co-occurrence statistics of a text corpus, which result in one vector representation per word [20]. Word embeddings geometrically encode semantic similarities between words, enabling them to perform accurately on analogical reasoning tasks and estimations of

¹https://github.com/wolferobert3/gender_bias_swe_aies2022

word relatedness by measuring angular similarity or performing arithmetic operations on word vectors [35]. While many NLP practitioners have started using language models to encode contextual and sentence-level semantics, static embeddings remain state-of-the-art for many lexical semantics tasks [43], and are known to reflect the cultural norms and biases of the data on which they are trained [12, 46]. Consequently, static word embeddings currently provide a tool for systematically analyzing bias at the training corpus level.

Word Embedding Algorithms. Our work considers two widely used pretrained static word embeddings. The first is Global Vectors for Word Representation (GloVe) [41], that trains word representations for which the dot product of two words corresponds to the logarithm of their probability of co-occurrence [41]. Wendlandt et al. [50] find that the GloVe algorithm is the most semantically stable based on consistency in nearest neighbors when compared with singular value decomposition (SVD) factorized positive pointwise mutual information (PPMI) and embeddings trained based on the word2vec algorithm of Mikolov et al. [35].

We also examine the fastText embeddings of Mikolov et al. [34]. Both GloVe and fastText train on the Common Crawl web corpus, a large-scale web scrape intended to produce a "copy of the internet," albeit from different time periods. GloVe trains on data through 2014, while fastText trains on data through May 2017.

Measuring Bias in Word Embeddings. Our work examines gender bias using SC-WEAT, a variant of the Word Embedding Association Test (WEAT) of Caliskan et al. [12]. The WEAT measures the differential association of two groups of word-based concepts (such as instruments and weapons) with two groups of attribute words (such as pleasant words and unpleasant words). The WEAT is an adaptation of the Implicit Association Test (IAT) of Greenwald et al. [28] to word embeddings, which evaluates implicit bias in human subjects based on speed and accuracy to associate category and attribute terms.

The SC-WEAT captures the differential association of a single word with two sets of words representing concepts. [12, 13, 46]. The concepts can for instance be social groups and the attributes can be valence terms. Each concept in the SC-WEAT must include at least eight stimuli to ensure that the group constitutes a satisfactory statistical representation of the concept [46]. The formula for the SC-WEAT is given below. \vec{w} is the single target stimulus in SC-WEAT. $\cos(\vec{a}, \vec{b})$ denotes the cosine of the angle between the vectors \vec{a} and \vec{b} . $A = [\vec{a}_1, \vec{a}_2, \dots, \vec{a}_n]$ and $B = [\vec{b}_1, \vec{b}_2, \dots, \vec{b}_n]$ are the two equal-sized ($n \geq 8$) sets of attributes representing concepts.

$$ES(\vec{w}, A, B) = \frac{\text{mean}_{a \in A} \cos(\vec{w}, \vec{a}) - \text{mean}_{b \in B} \cos(\vec{w}, \vec{b})}{\text{std_dev}_{x \in A \cup B} \cos(\vec{w}, \vec{x})}$$

The SC-WEAT returns an effect size metric (ES in Cohen's d) and a p-value. (The p-value highly correlates with effect size.) The effect size indicates the strength of association, and the p-value determines statistical significance. According to Cohen's d an effect size of 0.20 is small; 0.50 is medium; and 0.80 is large [19]. The sign of the effect size indicates the direction of the association. A positive effect size d corresponds to association with concept A , whereas a negative d corresponds to association with concept B .

Validation of the SC-WEAT. The WEAT has been shown to uncover statistical realities about the cultures and languages which produce the corpora used to train static word embeddings. Caliskan et al. [12] show that gender-associations quantified by SC-WEAT highly correlate with occupational gender statistics and the gender distribution of names obtained from census data. Toney-Wails and Caliskan [46] employ the SC-WEAT to show that valence (pleasantness) norms are consistent across word embedding algorithms, time periods, and languages, while that social biases vary. Wolfe and Caliskan [55] use the SC-WEAT to show that valence, dominance, and arousal correlate with human psychological judgments in contextualizing language models, where valence is the strongest signal of the three, as demonstrated by Osgood [38].

Gender Bias in Word Embeddings. A summary of the main results to date are as follows: Caliskan et al. [12] first quantified gender biases defined in implicit social cognition in word embeddings. Guo and Caliskan [29] expanded the WEAT to detect and quantify intersectional biases associated with identities that belong to multiple social groups. Bolukbasi et al. [9] found that gender bias related to occupation exists in common word embedding spaces, and present a gender debiasing strategy. Gonen and Goldberg [27] showed that common debiasing methods for word embeddings fail to remove systematic gender biases, and that biases can be recovered from the debiased space.

Chaloner and Maldonado [14] applied the gender bias WEAT to word embeddings trained on corpora collected from different domains to show the prevalence of gender bias in news, social networking, biomedicine, and a gender-balanced corpus. Basta et al. [4] provided a comparative analysis of gender bias in static vs. contextualized word embeddings. Zhao et al. [57] quantified gender bias in the contextualized model ELMo to reveal that a coreference system inherits its bias.

Garg et al. [26] used word embeddings to study the evolution of gender stereotypes toward ethnic minorities in the United States during the 20th and 21st centuries. De-Arteaga et al. [21] found that disparities in true positive rates for genders in occupation classification using biographies correlate with gender imbalances in occupations. Charlesworth et al. [17] studied gender bias in word embeddings trained on child and adult corpora curated from conversations, books, movies, and TV of various time periods. Theoretically selected, personality trait based, and occupation related gender stereotypes were pervasive and consistent in each corpus.

Charlesworth et al. [15] showed that word embeddings concerning race/ethnic groups reveal stereotypes whose valence has remained stable for 200 years. Wolfe et al. [52] demonstrated that racial bias reflecting the rule of hypodescent in multi-modal language-vision models is more prominent for women, assigning multiracial female images to the minority group's linguistic label. Wolfe and Caliskan [54] further showed that language-vision models mark the images of women in the language space due to deviation from the default representation of 'person.'

Frequency and Bias. Our work examines gender bias in the most frequent words in embeddings' vocabularies. Brunet et al. [10] used the WEAT to show that the least frequent words in the GloVe

embeddings’ vocabulary are the most semantically sensitive to perturbations of the training data. Wang et al. [48] found that word frequency in the training corpus affects gender direction in static word embeddings, limiting the effectiveness of debiasing methods which do not account for frequency. Wolfe and Caliskan [53] showed that the least frequent names of members of marginalized groups are the most negatively valenced and least context-responsive in language models.

3 DATA

Our work requires the use of validation words for human traits, a psycholinguistic lexicon for measuring gender associations of valence, arousal, and dominance, and validation words for studying biases in big tech. We also review the static word embedding algorithms covered herein.

Word Embeddings. We use 300-dimensional GloVe embeddings trained on 840 billion tokens of the Common Crawl corpus as it existed in 2014 [41]. The vocabulary is cased and includes 2.2 million words [41]. We also use 300-dimensional fastText embeddings trained on 600 billion tokens of the Common Crawl corpus as it existed in May 2017 [34]. The vocabulary is cased and includes 2 million words [34]. These embeddings are widely used in artificial intelligence (AI) systems by researchers, practitioners, developers, and students even though they may perpetuate existing biases.

Gender Stimuli. We use the two word lists of gender stimuli employed by Caliskan et al. [12] in SC-WEAT to measure the relative gender association of a target word (\vec{w}) with women (female attribute group) and men (male attribute group). For all gender bias results, positive effect sizes indicate association with women, while negative effect sizes indicate association with men. These attribute lists $A = [\vec{a}_1, \vec{a}_2, \dots, \vec{a}_8]$ and $B = [\vec{b}_1, \vec{b}_2, \dots, \vec{b}_8]$ follow below:

Female Attributes: *female, she, her, hers, woman, girl, daughter, sister*

Male Attributes: *male, he, him, his, man, boy, son, brother*

NRC-VAD Lexicon. Toney-Wails and Caliskan [46], Wolfe and Caliskan [55] show that using SC-WEAT as a lexicon induction method in word embeddings accurately predicts valence, arousal, and dominance scores of words. We use the NRC-VAD psycholinguistic lexicon of Mohammad [36], who use the Crowdfunder open source platform to obtain human ratings of valence, arousal, and dominance (VAD) for $\sim 20,000$ English-language words. Mohammad [36] use best-worst scaling to obtain ratings with better split-half reliability than other large psycholinguistic lexica such as the lexicon of Warriner et al. [49]. For our research, a large lexicon is preferable, because we examine correlations of gender bias with psycholinguistic properties across large word frequency ranges.

Word Frequency Data. Even though embeddings’ vocabularies are ordered by frequency, we do not have the original training corpora to compute the actual frequency values. Accordingly, we use the python word frequency library wordfreq that estimates word frequency by pooling multiple language resources [44]. This frequency information is incorporated into the analysis of correlations between gender associations and valence, arousal, and dominance ratings.

Big Tech Target Words To create a representative list of words related to big tech, we use the list of company names defined as "big tech" by Abdalla and Abdalla [1], removing those company names

which do not occur in the vocabulary of both the GloVe and fastText embeddings. The final list of companies includes: Alibaba, Amazon, Apple, Facebook, Google, Huawei, IBM, Intel, Microsoft, Nvidia, Samsung, and Uber. We then compute the mean cosine similarity for every word in the vocabulary with the embeddings of these words, and select the 10,000 words with the highest mean cosine similarity for each embedding. For consistency in our approach, and to ensure that the words we retrieve are associated with big tech across training corpora, we take the intersection of the 10,000 words returned for each vocabulary, leaving us with a total of 965 evaluation words (provided in appendix A.3) reflective of the big tech space in both embeddings.

4 APPROACH AND EXPERIMENTS

Frequency of Words Associated with Men versus Women.

Quantifying the relative frequency of male-associated and female-associated words show that the full embedding space (i.e., the full vocabulary of embeddings) is more associated with men than with women; however, it is of particular interest to know whether the degree of male-association increases as we look at subsets of only the most frequent words in the vocabulary. As we discussed above, the highest frequency words will have the strongest influence on shaping downstream outcomes from language models; thus, if one gender is more associated with high frequency words, that gender group will also be overrepresented in downstream outcomes. To that end, we apply the SC-WEAT to quantify gender bias in the 100 most frequent words; and also the 1,000, 10,000, and 100,000 most frequent words, for both the GloVe and fastText embeddings. We report the distribution of gender bias effect sizes within the ranges defined by Cohen, i.e., 0.00 – 0.19 (null), 0.20 – 0.49 (small), 0.50 – 0.79 (medium), and ≥ 0.80 (large). Frequency ranges for this experiment correspond to the rank-order frequency of the words as they appear in the embeddings’ vocabulary.

Parts-of-Speech Analysis. We analyze the distribution of parts-of-speech in the sets of the 1,000 most frequent female-biased words and male-biased words (to which we also apply our unsupervised clustering approach). Part-of-speech tags are obtained using the English-language flair part-of-speech tagger of Akbik et al. [2]. We observe the proportion of nouns, adjectives, and verbs within each set of biased words, as well as the proportion of singular, plural, and proper nouns in those sets.

Correlation of Gender Bias with Valence, Arousal, and Dominance.

We next measured the correlation of gender bias with respect to the valence, dominance, and arousal ratings included in the NRC-VAD lexicon [36]. For this purpose, we computed the gender effect size for every word in the lexicon which also exists in the embeddings’ vocabulary,² and obtained Spearman’s ρ of the gender effect sizes with the human-rated valence scores; with the human-rated arousal scores; and with the human-rated dominance scores. Spearman’s ρ is preferable to Pearson’s ρ for this analysis because the effects of frequency and ratings of affect may be monotonic but not linear, as observed by Wolfe and Caliskan [53], who find that the effects of frequency in language models are observable on the logarithmic scale.

²Of the 20,007 words in the NRC-VAD lexicon, 19,664 exist in the GloVe vocabulary, and 19,665 exist in the fastText vocabulary.

We then repeat this analysis for only those words which fall within specific frequency ranges. Namely, we obtained Spearman’s ρ of gender effect sizes with human-rated VAD scores for the 100 most frequent words; the 1,000 most frequent words; and the 10,000 most frequent words, ordered based on wordfreq frequency.

Finally, we repeated this analysis for only those words which have effect sizes over a certain threshold. Specifically, we obtained Spearman’s ρ of gender effect sizes with human-rated VAD scores for only those words with effect size $\geq .20$ (small); only those words with effect size $\geq .50$ (medium); and only those words with effect size $\geq .80$ (large). This analysis includes both words for which the sign of the effect size is positive (indicating association with women) and words for which the sign of the effect size is negative (indicating association with men).

Clustering of Gender Biases. Until this point, most analyses of bias in word embeddings have statistically tested bias along one or several predefined stereotype domains known to exist in the real world, such as testing the association of women with career words versus family words. We present an unsupervised method for bias detection which first computes gender bias effect sizes over a subset of an embeddings’ vocabulary, and then clusters the biased word vectors to allow detection of biased concepts in the embedding space.

GloVe and fastText embeddings sort their vocabularies in descending order based on frequency. In light of this, we obtained the 1,000 most frequently occurring words in the embedding which have a gender bias effect size ≥ 0.50 (indicating association with the female attribute group) and a p-value < 0.05 , and the 1,000 most frequently occurring words in the embeddings’ vocabulary which have a gender bias effect size ≤ -0.50 (indicating association with the male attribute group) and a p-value < 0.05 . For each of these two groups of 1,000 words, we applied K-means clustering using the algorithm³ of Elkan [25] to obtain clusters of biased words related to the female attribute group and clusters of biased words related to the male attribute group. We used the elbow method to establish that $k = 11$ clusters are optimal for the sets of 1,000 words. Qualitative review of the clusters with varying k indicates that clusters obtained with the hyper-parameter $k = 11$ are highly cohesive and can be labeled as relating to a single concept.

Gender Bias in Big Tech Target Words. While our clustering analysis reveals evidence of bias in words related to big tech, we also used the SC-WEAT to examine the distribution of gender bias effect sizes across the 965 words of our big tech target word list. As with our frequency analysis, we report the number of small, medium, and large effect sizes.

5 RESULTS

Content Warning: The results might be triggering.

Frequency and gender. Our results indicate that the most frequent words in the GloVe and fastText training corpora are associated with male attributes (Figure 2). 93 of the 100 most frequent words in the GloVe embeddings’ vocabulary are associated with the male attribute group, as well as 774 of the 1,000 most frequent words. This disparity persists regardless of effect size threshold.

³Elkan’s algorithm exploits the triangle inequality to avoid unnecessary distance calculations and significantly speed up k-means [25].

Table 1 and Table 2 provide a full breakdown of gender associations by frequency range and effect size for GloVe and fastText. Patterns across GloVe and fastText are consistent, although fastText is less biased by percentage of frequency.

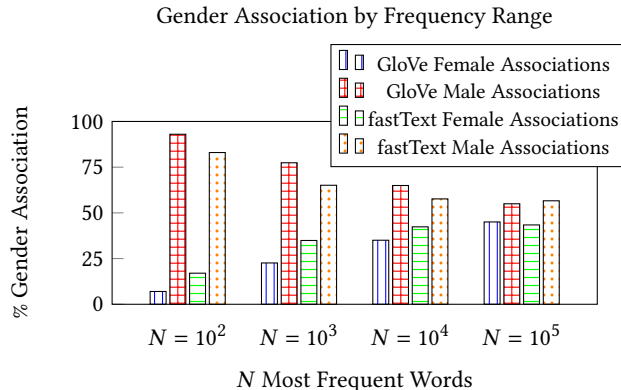


Figure 2: The most frequent words in pretrained GloVe and fastText word embeddings are associated with men.

Clustering of Gender Biases. We obtain eleven clusters each from the sets of the 1,000 most frequent female-biased words with $d \geq 0.50$ (Figure 3) and the 1,000 most frequent male-biased words with $d \geq 0.50$ (Figure 4) in the GloVe vocabulary. Full results are included in the appendices A.1 and A.2, but we provide a label and seven examples from each cluster in Table 3.

Two of the clusters of the most frequent female-associated words in the GloVe embeddings are composed of sexual profanities and obscene adult content.⁴

Other female-associated clusters are related to appearance, beauty, lifestyle, and the kitchen, reflecting cultural expectations for women to remain submissive and passive. Male-associated clusters, on the other hand, are related to engineering, sports, violence, leadership, religion, and big tech. The tokens ‘CEO,’ ‘Captain,’ ‘Chairman,’ and ‘chairman’ also cluster into the male names group, suggesting an association between male proper nouns and corporate power. The tokens ‘User,’ ‘Users,’ ‘developer,’ and ‘developers’ have a large male effect size and cluster into the big tech group, reflecting the (male) identity of the people implicitly associated with the design of products and the recruitment of talent at such companies.

The affiliation of non-sexual words in certain female-associated clusters bears remark. The words ‘girl,’ ‘girls,’ ‘Mature,’ ‘Mom,’ ‘movies,’ ‘pics,’ ‘teen,’ ‘teens,’ and ‘webcam’ cluster within the obscene adult material and sexual profanities clusters, indicating that these words, which have primary meanings that are not related to sex, have acquired sexual and obscene features due to the contexts in which they occur. That such words have acquired sexualized meanings reflects the reinforcing role that sexualization plays in male dominance of part of language and culture, such that the

⁴One of these clusters consists solely of capitalized words, and the other of uncapitalized words. With only one exception (the Religion/Violence male-biased cluster, which is mixed), almost all of the words in a given cluster are either capitalized or uncapitalized, which seems to be the result of capitalized words appearing more commonly in titles and headers of web content, and uncapitalized words more in the body of a web page.

Gender Association by Frequency Range (N) and Effect Size (d) - GloVe								
N Most Frequent Words	$d > 0.00$		$d > 0.20$		$d > 0.50$		$d > 0.80$	
	Female	Male	Female	Male	Female	Male	Female	Male
$N = 100$	7 (7%)	93 (93%)	2 (3%)	75 (97%)	1 (6%)	15 (94%)	1 (14%)	6 (86%)
$N = 1,000$	226 (23%)	774 (77%)	117 (17%)	578 (83%)	37 (17%)	178 (83%)	17 (26%)	49 (74%)
$N = 10,000$	3,503 (35%)	6,497 (65%)	2,343 (32%)	5,008 (68%)	1,229 (31%)	2,686 (69%)	611 (34%)	1,187 (66%)
$N = 100,000$	45,033 (45%)	54,967 (55%)	34,170 (44%)	43,568 (56%)	20,671 (43%)	27,272 (57%)	11,373 (44%)	14,369 (56%)

Table 1: The most frequent words in the GloVe embeddings’ vocabulary are associated with male attributes.

Gender Association by Frequency Range (N) and Effect Size (d) - fastText								
N Most Frequent Words	$d > 0.00$		$d > 0.20$		$d > 0.50$		$d > 0.80$	
	Female	Male	Female	Male	Female	Male	Female	Male
$N = 100$	17 (17%)	83 (83%)	4 (8%)	44(92%)	1 (11%)	8 (89%)	1 (20%)	4 (80%)
$N = 1,000$	349(35%)	651 (65%)	182 (31%)	411 (69%)	73 (35%)	137 (65%)	27 (41%)	39 (59%)
$N = 10,000$	4,236 (42%)	5,764 (58%)	2,844 (41%)	4,164 (59%)	1,399 (40%)	2,139 (60%)	683 (43%)	922 (57%)
$N = 100,000$	43,397 (43%)	56,603 (57%)	32,945 (42%)	45,069 (58%)	20,516 (42%)	28,563 (58%)	12,178 (44%)	15,398 (66%)

Table 2: The most frequent words in the fastText embeddings’ vocabulary are associated with male attributes.

Female Concept Clusters	Examples	Male Concept Clusters	Examples
Advertising Words	CLICK, FIRST, FREE, LOVE, OPEN, SPECIAL, WOW.	Adventure and Music	Band, Champion, feat, Guitar, LP, Strong, Trial.
Beauty and Appearance	attractive, beautiful, clothes, cute, exotic, makeup, perfume.	Big Tech	API, Cisco, Cloud, Google, IBM, Intel, Microsoft.
Celebrities and Modeling	bio, cosmetic, designers, magazines, modeling, photograph, websites.	Engineering and Automotive	Automotive, BMW, Chevrolet, Engineer, Hardware, Power, Technical.
Cooking and Kitchen	Bake, cinnamon, dairy, foods, homemade, recipes, teaspoon.	Engineering and Electronics	chip, circuit, computing, electronics, logic, physics, software.
Fashion and Lifestyle	Bag, Basket, Diamonds, Earrings, Gorgeous, Shoes, Wedding.	God and Religion	Allah, Bible, creator, Christianity, Father, God, praise.
Female Names	Alice, Beth, Ellen, Julia, Margaret, Olivia, Whitney.	Male Names	Adam, Bryan, CEO, Jeff, Michael, Richard, William.
Health and Relationships	allergy, babies, couples, diabetes, marriage, parenting, seniors.	Non-English Tokens	con, da, del, du, e, que, un.
Luxury and Lifestyle	balcony, bathroom, cruise, luxurious, queen, salon, Spa.	Numbers, Dates, and Metrics	-1, 1500, acres, BC, ft, St., £.
Obscene Adult Material	blowjob, cunt, dildo, escort, slut, webcam, whore.	Sports	basketball, championship, coach, franchise, offense, prospect, victory.
Sexual Profanities	Anal, Cum, Fucked, Moms, Porn, Sex, Teens.	Sports and Cities	Baseball, Bowl, Cleveland, Eagles, ESPN, Sports, Yankees.
Web Article Titles	Acne, Blogger, Diet, Newsletter, Relationships, Therapy, Yoga.	War and Violence	Army, battle, combat, kill, military, soldier, terror.

Table 3: Examples of instances from the concept clusters of top 1,000 female and top 1,000 male associated words

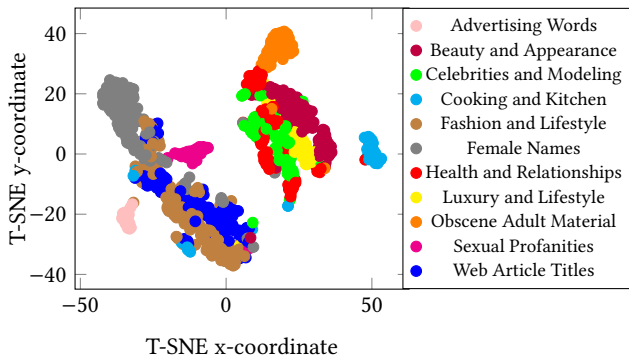


Figure 3: The 1,000 most frequent words associated with the female attributes ($d \geq 0.50$) in the GloVe vocabulary cluster into conceptual groups related to stereotypes and sexual profanities. The visualization above reflects a T-SNE dimensionality reduction after conversion to cluster coordinates.

identity of girls and women is being created by male desires and preferences. Our results also reveal intersectional bias, as the word ‘Asian’ appears in the female-associated obscene adult material cluster.

Parts-of-Speech Analysis. We obtain the 10,000 most frequent female-biased words and male-biased words based on frequency rank in the embeddings’ vocabulary, and break down each of these lists based on part-of-speech tags across four frequency ranges (top 1,000; 2,500; 5,000; and 10,000 words). In both the GloVe (Table 4) and fastText embeddings (Table 5), a larger share of the most frequent female-biased (rather than male-biased), reflecting the marking of women with trait attributions, for whom more of the most frequently associated words are descriptive. In the GloVe embeddings, 113 of the 1,000 most frequent female-biased words are adjectives, compared to 66 of the male-biased words; of the 10,000 most frequent female-biased words, 857 are adjectives, compared to 495 for men. A similar disparity exists for adverbs: of the 10,000 most frequent female-biased words in the GloVe embedding, 133 are adverbs, compared to 45 of the male-biased words.

Parts-of-Speech for the Top N Gender-Associated Words - GloVe								
Part-of-Speech	$N = 1,000$		$N = 2,500$		$N = 5,000$		$N = 10,000$	
	Female	Male	Female	Male	Female	Male	Female	Male
Nouns	778	768	1,981	1,937	3,914	3,908	7,819	7,844
Verbs	53	66	175	143	371	308	769	594
Adjectives	113	66	251	142	483	251	857	495
Adverbs	16	5	24	11	64	20	133	45
Other	40	95	69	267	168	513	422	1,022

Table 4: Gender and parts-of-speech associations in GloVe embeddings

Parts-of-Speech for the Top N Gender-Associated Words - fastText								
Part-of-Speech	$N = 1,000$		$N = 2,500$		$N = 5,000$		$N = 10,000$	
	Female	Male	Female	Male	Female	Male	Female	Male
Nouns	833	843	2,138	2,056	4,299	4,071	8,581	8,109
Verbs	63	54	129	140	237	308	482	613
Adjectives	63	46	151	133	302	248	570	524
Adverbs	10	6	15	14	31	32	55	69
Other	31	51	47	157	131	341	312	685

Table 5: Gender and parts-of-speech associations in fastText embeddings

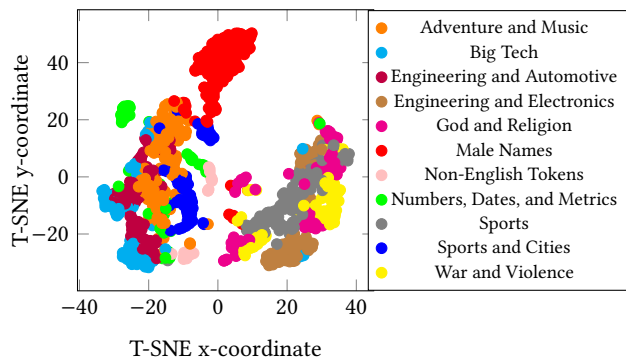


Figure 4: The 1,000 most frequent words associated with male attributes ($d \geq 0.50$) in the GloVe vocabulary cluster into conceptual groups related to adventure, engineering, religion, science, sports, violence, and war.

Another striking gender disparity is seen in the "Other" part-of-speech category, which at every frequency range encompasses more than twice as many of the male-biased words as the female-biased words both in GloVe (Table 4) and fastText (Table 5). While this category includes pronouns and interjections, it is made up primarily of numbers, dates, and measurements (677 of the 1,022 "Other" male-biased words at $N = 10,000$ for the GloVe embedding), potentially reflecting the association of men with subjects of historical and scientific significance.

In the fastText embeddings, 613 of the top 10,000 male-biased words are verbs, compared to 482 of the female-biased words. While the distribution of nouns seems at first to be comparable between the two lists of biased words, significant differences arise when noun type is considered (Table 6 and Table 7). In the GloVe embedding, 275 of the 1,000 most frequent words associated with women are singular proper nouns, compared to 352 of the most frequent words associated with men, a disparity that persists across frequency

ranges. On the other hand, 166 of the 1,000 most frequent words in the GloVe embedding associated with women are plural common nouns, compared to 92 of the most frequent words associated with men. This might reflect the language positioning men as individuals in their own right relative to women.

Correlation of Gender Bias with Valence, Arousal, and Dominance. Valence ratings in the NRC-VAD lexicon correlate positively and significantly ($p < 10^{-7}$) with gender bias effect size (female associations), while dominance and arousal correlate negatively and significantly ($p < 10^{-7}$) with gender bias effect size (male associations).

Table 8 indicates that, as the frequency range of the words increases in GloVe, the correlation of female gender bias with human-rated word pleasantness decreases. Since lower frequency words tend to have lower valence scores and higher bias (correlation of word frequency and valence scores: $\rho = .23, p < 10^{-233}$), this result is expected. On the other hand, as frequency range increases, correlation of male gender bias with both human-rated dominance and arousal increases or does not show a significant change. Table 9 indicates that, as the gender effect size of words increases, the correlation with valence increases in the positive direction (female associations), while correlation with dominance and arousal increases in the negative direction (male associations). As a result, female-biased words in the lexicon are associated with pleasantness, while male-biased words are associated with dominance and with arousal.

The correlation between valence and dominance in the NRC-VAD lexicon is $\rho = 0.49$, indicating that pleasant words are also more associated with dominance. Gender bias effect size has a correlation coefficient of $\rho = 0.09$ with valence, but of $\rho = -0.19$ with dominance. This indicates that correlations of gender association with valence, arousal, and dominance are distinguishable from the underlying correlations of these properties with each other.

Big Tech. In both the GloVe and fastText embedding spaces, big tech words are primarily associated with men. In the GloVe embedding, half of the big tech words have at least small male effect

Noun Distribution for the Top N Gender-Associated Words - GloVe								
Noun Type	$N = 1,000$		$N = 2,500$		$N = 5,000$		$N = 10,000$	
	Female	Male	Female	Male	Female	Male	Female	Male
Singular Common Nouns	337	319	751	728	1,345	1,374	2,388	2,425
Singular Proper Nouns	275	352	807	881	1,782	1,835	4,009	4,049
Plural Common Nouns	166	92	418	315	780	662	1,410	1,296
Plural Proper Nouns	0	5	5	13	7	37	12	74

Table 6: Gender and noun associations in GloVe embeddings

Noun Distribution for the Top N Gender-Associated Words - fastText								
Noun Type	$N = 1,000$		$N = 2,500$		$N = 5,000$		$N = 10,000$	
	Female	Male	Female	Male	Female	Male	Female	Male
Singular Common Nouns	319	372	750	823	1,354	1,510	2,343	2,738
Singular Proper Nouns	331	298	955	802	2,160	1,682	4,751	3,739
Plural Common Nouns	183	167	433	416	782	847	1,475	1,572
Plural Proper Nouns	0	6	0	15	3	32	12	60

Table 7: Gender and noun associations in fastText embeddings

Spearman's ρ of Gender Association and NRC-VAD Ratings by Word Frequency Range (N)				
Correlation (GloVe)	$N = 10^2$	$N = 10^3$	$N = 10^4$	NRC-VAD
Female Association vs. Valence	0.15	0.16	0.10	0.07
Female Association vs. Arousal	-0.14	-0.11	-0.13	-0.12
Female Association vs. Dominance	0.05	-0.16	-0.21	-0.20
Correlation (fastText)	$N = 10^2$	$N = 10^3$	$N = 10^4$	NRC-VAD
Female Association vs. Valence	0.02	0.15	0.15	0.14
Female Association vs. Arousal	-0.07	-0.12	-0.11	-0.12
Female Association vs. Dominance	-0.05	-0.10	-0.08	-0.07

Table 8: Female-associated words correlate more strongly with valence, while male-associated words correlate with arousal and dominance.

Spearman's ρ of Gender Association and NRC-VAD Ratings by Gender-Association Effect Size (d)				
Correlation (GloVe)	$d \geq 0.00$	$d \geq 0.20$	$d \geq 0.50$	$d \geq 0.80$
Female Association vs. Valence	0.07	0.09	0.14	0.17
Female Association vs. Arousal	-0.12	-0.13	-0.16	-0.16
Female Association vs. Dominance	-0.20	-0.22	-0.25	-0.28
Correlation (fastText)	$d \geq 0.00$	$d \geq 0.20$	$d \geq 0.50$	$d \geq 0.80$
Female Association vs. Valence	0.14	0.15	0.18	0.22
Female Association vs. Arousal	-0.12	-0.12	-0.12	-0.12
Female Association vs. Dominance	-0.07	-0.08	-0.08	-0.09

Table 9: The most female-associated words correlate more strongly with pleasantness, while male-associated words correlate strongly with arousal and dominance.

size, compared to just 24% of big tech words with at least small female effect size. In fastText, 19% of big tech words have large male effect size, compared to just 9% with large female effect size. Figure 5 describe results in full. While Bolukbasi et al. [9] showed gender biases in words related to programming and computation, this is the first result which has pointed to biased associations in words related to big tech, an influential sector of the economy. According to the observations of Nosek et al. [37], widespread implicit bias associating big tech with men over women reinforces the overrepresentation of men in these professions.

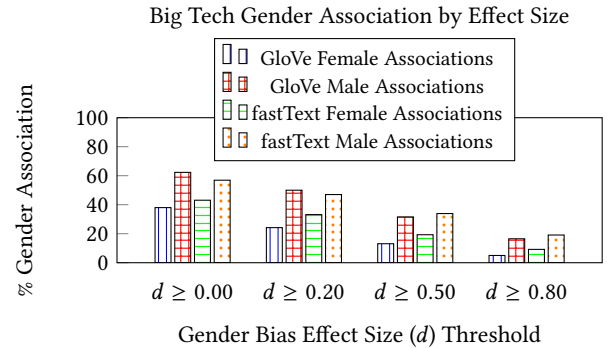


Figure 5: The words most associated with big tech in both the GloVe and fastText embeddings are predominantly associated with men.

6 DISCUSSION

GloVe and fastText static word embeddings are, at every level of analysis, more associated with men than with women. Of the 10,000 most frequent words in the GloVe vocabulary, 1,187 have a large effect size association with men, compared to only 611 with a large effect size association with women. fastText shows similar patterns, although it shows lower bias. This suggests that representation of women in the corpus has improved from training data collected for GloVe before 2014 relative to the 2017 data, and is in line with slow but consistent aggregate level change in implicit gender bias [16]. Ultimately, the findings show that large-scale corpora collected from the internet consist primarily of content and contexts related to men, providing evidence of a masculine default in the online language of the English-speaking world.

Gender differences don't only exist in how *many* words are associated with one group or another, however, they also pervade the *type* of words associated with each gender [33]. Specifically, associations with part-of-speech tags reveal that women are more frequently associated with adjectives and adverbs. In line with

previous work [17], this suggests that women – being the non-default gender category – need additional description. In contrast, we find that men are more associated with verbs in fastText, aligning with stereotypes of men as more agentic and capable of action in the world (although this difference in verbs does not exist in the GloVe embeddings, except in the 1,000 most frequent words).

Next, clustering the most frequent 1,000 female-associated words and 1,000 male-associated words and manually analyzing them highlights a surprising degree of explicit, unique, negative stereotypes for both groups. While the most frequent male associates are concepts such as aggression, big tech, engineering, names, power, sports and cities, violence, and war, the most frequent female associates are concepts based on explicit adult material, offensive words, and sexual profanities, as well as appearance, beauty, lifestyle, names, and kitchen concepts.

Propagation of all of these representations associated with men and women into downstream applications should prompt deliberate thought. This is especially the case when designing visual semantic AI systems, such as OpenAI’s CLIP [42] which, like GloVe does with linguistic representations, trains visual and linguistic representations by maximizing the dot product of self-supervised text-image combinations. For example, our results suggest that visual semantic systems may associate non-sexual text input with pornography and toxic sexualized representations of women; see also [6].

Another gender difference concerns “big tech” words. Here, we offered an additional case study into this domain and showed that, of nearly 1,000 words associated with big tech, more than 60% were associated with men. The findings for big tech may be particularly noteworthy since it shows evidence for default gender biases in the very industry that creates, applies, and commercializes AI models.

Finally, the correlations between gender associations of words with valence, arousal, and dominance scores show that the online language space is not only more frequently associated with men but also that those men are more frequently represented in meaning dimensions of dominance (i.e., control/submissiveness) and arousal (i.e., activity/passivity) (Figure 6). In contrast, women are more associated with the valence of pleasantness, supporting evidence for the “women are wonderful” effect widely seen in the social sciences [23, 24].

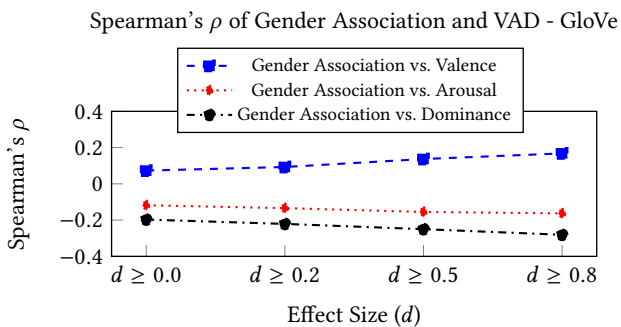


Figure 6: In GloVe embeddings, as the magnitude of female-association increases, the correlation of bias with valence increases, while as the magnitude of male-association increases, the correlation of bias with arousal and dominance increases.

Limitations. In this work, we use static word embeddings that compress all the PPMI from word co-occurrence statistics of a single word into one vector. Accordingly, the word embedding for a polysemous word such as ‘Apple’ represent the most frequently occurring definitions and senses of the word. Without access to the original training corpora, we cannot disentangle these nuances when measuring bias. Nevertheless, in future work, the methods and data can be extended to study fine-grained phrase associations in phrase embeddings or language models.

Future work. We focus on the two largest social groups in the world – women and men. Extending this work to other representations of gender, sex, and intersectional categories has challenges since the signals associated with underrepresented groups are less accurate, more biased, and overfitted to the few contexts they appear in [22, 45, 53]. Moreover, many identities are omitted due to frequency thresholding or even fully absent in corpora due to disparities in access and representation. We plan to tackle these challenges in future work by developing appropriate algorithms through participatory design that can help identify and represent multiple social groups in language models.

Overall, our findings contribute new evaluation criteria for fair representation learning and for analyzing bias mitigation in downstream applications. Furthermore, complementing computational methods by adding comprehensive data statements to language technologies as outlined by Bender and Friedman [5] will enhance transparency and raise awareness, which is the first step towards mitigating bias.

Future longitudinal and localized analysis of historical word embeddings can help us identify the significant events and strategies that contribute to gender equity [15]. Understanding the evolution of gender bias in language corpora can help us develop bias mitigation strategies and effective intervention mechanisms such as policy level changes. Such approaches will not only contribute to mitigating bias in AI models but also to mitigating gender inequities in language, which is a dominant method of meaning transmission in all human societies.

7 CONCLUSION

This work analyzes the scope of gender bias in static word embeddings. Our findings show that gender biases are not only present in well-studied metrics of semantic associations, but also remain widespread in terms of word frequency, parts-of-speech, clustered concepts, and word meaning dimensions. Overall, we find that the most frequent words and concepts in English pretrained embeddings are overwhelmingly associated with men more than women, especially for the highest frequency words. Moreover, we find that words associated with men and women are differentiated in terms of parts-of-speech (e.g., women are more associated with adjectives and adverbs), clusters of concepts (e.g., women are more associated with sexual content; men are more associated with big tech), and basic dimensions of word meaning (e.g., women are more associated with positive valence, men are more associated with arousal and dominance). These findings show the surprising scope of gender bias that can remain, somewhat hidden, across multiple features of pretrained embeddings. As a consequence, the results raise significant concerns about the social, cultural, and digital mechanisms that may exacerbate gender biases in AI and society.

REFERENCES

- [1] Mohamed Abdalla and Moustafa Abdalla. 2021. The Grey Hoodie Project: Big tobacco, big tech, and the threat on academic integrity. In *Proceedings of the 2021 AAAI/ACM Conference on AI, Ethics, and Society*. 287–297.
- [2] Alan Akbik, Duncan Blythe, and Roland Vollgraf. 2018. Contextual String Embeddings for Sequence Labeling. In *COLING 2018, 27th International Conference on Computational Linguistics*. 1638–1649.
- [3] Mahzarin R Banaji and Anthony G Greenwald. 1995. Implicit gender stereotyping in judgments of fame. *Journal of personality and social psychology* 68, 2 (1995), 181.
- [4] Christine Basta, Marta R Costa-Jussà, and Noe Casas. 2019. Evaluating the underlying gender bias in contextualized word embeddings. *arXiv preprint arXiv:1904.08783* (2019).
- [5] Emily M Bender and Batya Friedman. 2018. Data statements for natural language processing: Toward mitigating system bias and enabling better science. *Transactions of the Association for Computational Linguistics* 6 (2018), 587–604.
- [6] Abeba Birhane, Vinay Uday Prabhu, and Emmanuel Kahembwe. 2021. Multimodal datasets: misogyny, pornography, and malignant stereotypes. *arXiv preprint arXiv:2110.01963* (2021).
- [7] J Stewart Black and Patrick van Esch. 2020. AI-enabled recruiting: What is it and how should a manager use it? *Business Horizons* 63, 2 (2020), 215–226.
- [8] Piotr Bojanowski, Edouard Grave, Armand Joulin, and Tomas Mikolov. 2017. Enriching word vectors with subword information. *Transactions of the Association for Computational Linguistics* 5 (2017), 135–146.
- [9] Tolga Bolukbasi, Kai-Wei Chang, James Y Zou, Venkatesh Saligrama, and Adam T Kalai. 2016. Man is to computer programmer as woman is to homemaker? debiasing word embeddings. *Advances in neural information processing systems* 29 (2016), 4349–4357.
- [10] Marc-Etienne Brunet, Colleen Alkalay-Houlihan, Ashton Anderson, and Richard Zemel. 2019. Understanding the origins of bias in word embeddings. In *International Conference on Machine Learning*. PMLR, 803–811.
- [11] Aylin Caliskan. 2021. Detecting and mitigating bias in natural language processing. *Brookings Institution* (2021).
- [12] Aylin Caliskan, Joanna J Bryson, and Arvind Narayanan. 2017. Semantics derived automatically from language corpora contain human-like biases. *Science* 356, 6334 (2017), 183–186.
- [13] Aylin Caliskan and Molly Lewis. [n. d.]. Social biases in word embeddings and their relation to human cognition. PsyArXiv.
- [14] Kaytlin Chaloner and Alfredo Maldonado. 2019. Measuring gender bias in word embeddings across domains and discovering new gender bias word categories. In *Proceedings of the First Workshop on Gender Bias in Natural Language Processing*. 25–32.
- [15] Tessa Charlesworth, Aylin Caliskan, and Mahzarin R. Banaji. 2022. Historical Representations of Social Groups Across 200 Years of Word Embeddings from Google Books. *Proceedings of the National Academy of Sciences* (2022).
- [16] Tessa ES Charlesworth and Mahzarin R Banaji. 2021. Patterns of Implicit and Explicit Stereotypes III: Long-Term Change in Gender Stereotypes. *Social Psychological and Personality Science* (2021), 1948550620988425.
- [17] Tessa ES Charlesworth, Victor Yang, Thomas C Mann, Benedek Kurdi, and Mahzarin R Banaji. 2021. Gender stereotypes in natural language: Word embeddings show robust consistency across child and adult language corpora of more than 65 million words. *Psychological Science* 32, 2 (2021), 218–240.
- [18] Sapna Cheryan and Hazel Rose Markus. 2020. Masculine defaults: Identifying and mitigating hidden cultural biases. *Psychological Review* 127, 6 (2020), 1022.
- [19] Jacob Cohen. 2013. *Statistical power analysis for the behavioral sciences*. Academic press.
- [20] Ronan Collobert, Jason Weston, Léon Bottou, Michael Karlen, Koray Kavukcuoglu, and Pavel Kuksa. 2011. Natural language processing (almost) from scratch. *Journal of machine learning research* 12, ARTICLE (2011), 2493–2537.
- [21] Maria De-Arteaga, Alexey Romanov, Hanna Wallach, Jennifer Chayes, Christian Borgs, Alexandra Chouldechova, Sahin Geyik, Krishnamurthy Kenapadi, and Adam Tauman Kalai. 2019. Bias in bios: A case study of semantic representation bias in a high-stakes setting. In *proceedings of the Conference on Fairness, Accountability, and Transparency*. 120–128.
- [22] Sunipa Dev, Masoud Monajatipoor, Anaelia Ovalle, Arjun Subramonian, Jeff Phillips, and Kai-Wei Chang. 2021. Harms of Gender Exclusivity and Challenges in Non-Binary Representation in Language Technologies. In *Proceedings of the 2021 Conference on Empirical Methods in Natural Language Processing*. 1968–1994.
- [23] Alice H Eagly and Antonio Mladinic. 1989. Gender stereotypes and attitudes toward women and men. *Personality and social psychology bulletin* 15, 4 (1989), 543–558.
- [24] Alice H Eagly and Antonio Mladinic. 1994. Are people prejudiced against women? Some answers from research on attitudes, gender stereotypes, and judgments of competence. *European review of social psychology* 5, 1 (1994), 1–35.
- [25] Charles Elkan. 2003. Using the triangle inequality to accelerate k-means. In *Proceedings of the 20th international conference on Machine Learning (ICML-03)*. 147–153.
- [26] Nikhil Garg, Londa Schiebinger, Dan Jurafsky, and James Zou. 2018. Word embeddings quantify 100 years of gender and ethnic stereotypes. *Proceedings of the National Academy of Sciences* 115, 16 (2018), E3635–E3644.
- [27] Hila Gonen and Yoav Goldberg. 2019. Lipstick on a pig: Debiasing methods cover up systematic gender biases in word embeddings but do not remove them. *arXiv preprint arXiv:1903.03862* (2019).
- [28] Anthony G Greenwald, Debbie E McGhee, and Jordan LK Schwartz. 1998. Measuring individual differences in implicit cognition: the implicit association test. *Journal of personality and social psychology* 74, 6 (1998), 1464.
- [29] Wei Guo and Aylin Caliskan. 2021. Detecting emergent intersectional biases: Contextualized word embeddings contain a distribution of human-like biases. In *Proceedings of the 2021 AAAI/ACM Conference on AI, Ethics, and Society*. 122–133.
- [30] N. Hsu, K. L. Badura, D. A. Newman, and M. E. P. Speech. 2021. Gender, “masculinity,” and “femininity”: A meta-analytic review of gender differences in agency and communion. *Psychological Bulletin* (2021), 987–1011. <https://doi.org/10.1037/bul0000343>
- [31] Larry L Jacoby, Colleen Kelley, Judith Brown, and Jennifer Jasechko. 1989. Becoming famous overnight: Limits on the ability to avoid unconscious influences of the past. *Journal of personality and social psychology* 56, 3 (1989), 326.
- [32] Andrew Karpinski and Ross B Steinman. 2006. The single category implicit association test as a measure of implicit social cognition. *Journal of personality and social psychology* 91, 1 (2006), 16.
- [33] Hadas Kotek, Rikker Dockum, Sarah Babinski, and Christopher Geissler. 2021. Gender bias and stereotypes in linguistic example sentences. *Language* (2021).
- [34] Tomas Mikolov, Edouard Grave, Piotr Bojanowski, Christian Puhrsch, and Armand Joulin. 2018. Advances in Pre-Training Distributed Word Representations. In *Proceedings of the International Conference on Language Resources and Evaluation (LREC 2018)*.
- [35] Tomáš Mikolov, Wen-tau Yih, and Geoffrey Zweig. 2013. Linguistic regularities in continuous space word representations. In *Proceedings of the 2013 conference of the north american chapter of the association for computational linguistics: Human language technologies*. 746–751.
- [36] Saif M. Mohammad. 2018. Obtaining Reliable Human Ratings of Valence, Arousal, and Dominance for 20,000 English Words. In *Proceedings of The Annual Conference of the Association for Computational Linguistics (ACL)*. Melbourne, Australia.
- [37] Brian A Nosek, Frederick L Smyth, Natarajan Sriram, Nicole M Lindner, Thierry Devos, Alfonso Ayala, Yoav Bar-Anan, Robin Bergh, Huajian Cai, Karen Gonssalkorale, et al. 2009. National differences in gender–science stereotypes predict national sex differences in science and math achievement. *Proceedings of the National Academy of Sciences* 106, 26 (2009), 10593–10597.
- [38] Charles E Osgood. 1964. Semantic differential technique in the comparative study of cultures 1. *American Anthropologist* 66, 3 (1964), 171–200.
- [39] Charles Egerton Osgood, George J Suci, and Percy H Tannenbaum. 1957. *The measurement of meaning*. Number 47. University of Illinois press.
- [40] Amandalynne Paullada, Inioluwa Deborah Raji, Emily M Bender, Emily Denton, and Alex Hanna. 2021. Data and its (dis) contents: A survey of dataset development and use in machine learning research. *Patterns* 2, 11 (2021), 100336.
- [41] Jeffrey Pennington, Richard Socher, and Christopher D. Manning. 2014. GloVe: Global Vectors for Word Representation. In *Empirical Methods in Natural Language Processing (EMNLP)*. 1532–1543. <http://www.aclweb.org/anthology/D14-1162>
- [42] Alec Radford, Jong Wook Kim, Chris Hallacy, Aditya Ramesh, Gabriel Goh, Sandhini Agarwal, Girish Sastry, Amanda Askell, Pamela Mishkin, Jack Clark, et al. 2021. Learning transferable visual models from natural language supervision. *arXiv preprint arXiv:2103.00020* (2021).
- [43] Dominik Schlechtweg, Barbara McGillivray, Simon Hengchen, Haim Dubossarsky, and Nina Tahmasebi. 2020. Semeval-2020 task 1: Unsupervised lexical semantic change detection. *arXiv preprint arXiv:2007.11464* (2020).
- [44] Robyn Speer, Joshua Chin, Andrew Lin, Sara Jewett, and Lance Nathan. 2018. LuminosInsight/wordfreq: v2.2. <https://doi.org/10.5281/zenodo.1443582>
- [45] Ryan Steed and Aylin Caliskan. 2021. Image representations learned with unsupervised pre-training contain human-like biases. In *Proceedings of the 2021 ACM Conference on Fairness, Accountability, and Transparency*. 701–713.
- [46] Autumn Toney-Wails and Aylin Caliskan. 2021. ValNorm Quantifies Semantics to Reveal Consistent Valence Biases Across Languages and Over Centuries. *Empirical Methods in Natural Language Processing (EMNLP)* (2021).
- [47] Laurens Van der Maaten and Geoffrey Hinton. 2008. Visualizing data using t-SNE. *Journal of machine learning research* 9, 11 (2008).
- [48] Tianlu Wang, Xi Victoria Lin, Nazneen Fatema Rajani, Bryan McCann, Vicente Ordonez, and Caiming Xiong. 2020. Double-Hard Debias: Tailoring Word Embeddings for Gender Bias Mitigation. In *Association for Computational Linguistics (ACL)*.
- [49] Amy Beth Warriner, Victor Kuperman, and Marc Brysbaert. 2013. Norms of valence, arousal, and dominance for 13,915 English lemmas. *Behavior research methods* 45, 4 (2013), 1191–1207.
- [50] Laura Wendlandt, Jonathan K. Kummerfeld, and Rada Mihalcea. 2018. Factors Influencing the Surprising Instability of Word Embeddings. In *Proceedings of*

the 2018 Conference of the North American Chapter of the Association for Computational Linguistics: Human Language Technologies, Volume 1 (Long Papers). Association for Computational Linguistics, New Orleans, Louisiana, 2092–2102. <https://doi.org/10.18653/v1/N18-1190>

- [51] Robert Wolfe, Mahzarin R. Banaji, and Aylin Caliskan. 2022. Evidence for Hypodescent in Visual Semantic AI. In *Proceedings of the 2022 ACM Conference on Fairness, Accountability, and Transparency (ACM FAccT)*.
- [52] Robert Wolfe, Mahzarin R Banaji, and Aylin Caliskan. 2022. Evidence for Hypodescent in Visual Semantic AI. *arXiv preprint arXiv:2205.10764* (2022).
- [53] Robert Wolfe and Aylin Caliskan. 2021. Low Frequency Names Exhibit Bias and Overfitting in Contextualizing Language Models. *Proceedings of the 2021 conference on empirical methods in natural language processing (EMNLP)* (2021).
- [54] Robert Wolfe and Aylin Caliskan. 2022. Markedness in Visual Semantic AI. In *Proceedings of the 2022 ACM Conference on Fairness, Accountability, and Transparency (ACM FAccT)*.
- [55] Robert Wolfe and Aylin Caliskan. 2022. VAST: The Valence-Assessing Semantics Test for Contextualizing Language Models. In *Proceedings of the 36th AAAI Conference on Artificial Intelligence (AAAI)*.
- [56] Robert B Zajonc. 2001. Mere exposure: A gateway to the subliminal. *Current directions in psychological science* 10, 6 (2001), 224–228.
- [57] Jieyu Zhao, Tianlu Wang, Mark Yatskar, Ryan Cotterell, Vicente Ordonez, and Kai-Wei Chang. 2019. Gender bias in contextualized word embeddings. *arXiv preprint arXiv:1904.03310* (2019).

A APPENDIX

Content Warning: The following clusters contain the most frequent 1,000 female-associated and male-associated words in the lexicon with effect sizes $d \geq 0.50$. The results might be triggering.

A.1 Female Associated Clusters

Advertising Words: ABOUT, BEST, CLICK, CONTACT, FIRST, FREE, HERE, HOT, LOVE, MAC, MORE, NEXT, NOTE, NOW, OPEN, OR, OTHER, PLUS, SAVE, SEE, SPECIAL, STAR, TODAY, TWO, VERY, WITH, WOV

Beauty and Appearance: accessories, adorable, adore, attractive, beads, beautiful, beauty, boutique, bracelet, bridal, bride, butterfly, candles, ceramic, charming, chic, clothes, clothing, coats, cocktail, colorful, colors, colours, coral, costume, costumes, crafts, crystal, crystals, cute, dancers, decor, decorating, decorations, delicate, delightful, designer, designs, doll, dolls, dress, dresses, earrings, elegance, elegant, ensemble, exotic, exquisite, fabric, fabrics, fabulous, fairy, fashion, fashionable, feminine, floral, flower, flowers, footwear, fragrance, gorgeous, gown, hair, handbags, handmade, heels, invitations, jewellery, jewelry, knit, knitting, lace, ladies, lip, lovely, makeup, metallic, necklace, nylon, outfit, outfits, paired, pale, pattern, pearl, pendant, perfume, pillow, pink, platinum, polish, princess, prom, purple, purse, quilt, ribbon, romantic, roses, satin, scent, sewing, sheer, silk, skirt, sleek, stitch, stunning, styling, stylish, sweater, themed, tiny, trendy, vibrant, Vuitton, waist, wardrobe, wear, wedding, weddings, wonderful, yarn

Celebrities and Modeling: AMI, authors, availability, bio, blogger, bloggers, blogs, bookmark, browse, cell, checkout, class, classes, clicks, cluster, collections, contacting, coordinates, cosmetic, coupon, curves, date, designers, dot, engagement, giveaway, goodies, inexpensive, info, invites, layout, libraries, litter, magazine, magazines, markers, matching, measurements, membrane, model, modeling, models, ms, newest, null, on-line, patterns, peek, photograph, photos, photostream, pictures, pumps, registry, reserved, royalty, sample, samples, scans, separated, shipping, shopping, shops, spanish,

stamps, stores, strips, supermarket, swap, temp, template, templates, trends, triangle, updated, websites, widget

Cooking and Kitchen: bake, Bake, baked, baking, cake, cakes, chocolate, Chocolate, cinnamon, coconut, Cookies, Cooking, cream, creamy, crust, cups, dairy, delicious, Delicious, dessert, dressing, egg, eggs, foods, Ginger, homemade, honey, Ingredients, lemon, milk, Milk, nutrition, organic, pumpkin, recipe, Recipe, recipes, Recipes, Salad, spice, spicy, sugar, sweet, tea, teaspoon, tsp, vanilla, vegan, vegetables, vegetarian, veggies, yogurt, yummy

Fashion and Lifestyle: Autumn, Bag, Bags, Ballet, Barbie, Basket, Bathroom, Beads, Beautiful, Beauty, Bed, Bedroom, Bee, Bottom, Boutique, Bracelet, Bridal, Bride, Butterfly, Cake, Candle, Candy, Carnival, Carpet, Ceramic, Charm, Cherry, Clearance, Clothes, Colors, Compact, Contemporary, Cookie, Coral, Costume, Cottage, Covers, Crafts, Cream, Crystal, Daisy, Dance, Dancing, Decor, Designer, Designs, Desk, Diamonds, Dining, DIY, Doll, Dolls, Dreams, Dress, Dresses, Earrings, Egg, Emerald, Evening, Fabric, Fairy, Fancy, Fashion, Favorites, Fiber, Floor, Floral, Flower, Flowers, Giveaway, Gorgeous, Hair, Halloween, Heart, Heated, Honey, Inspired, Jeans, Jewelry, Kiss, Kitty, Lace, Ladies, Laundry, Layer, Lovely, Loving, Luxury, Makeup, Mesh, Metallic, Mint, Mirror, Mirrors, Nail, Natural, Necklace, Nylon, Passion, Pattern, Patterns, Pearl, Perfect, Picture, Pillow, Pink, Platinum, Plus, Powder, Pretty, Princess, Printed, Pump, Queen, Rack, Ribbon, Romance, Romantic, Rose, Roses, Ruby, Salon, Satin, Shades, Shape, Shipping, Shoes, Shoulder, Shower, Silk, Simply, Skin, Sleeping, Smile, Soap, Soft, Spice, Split, Style, Sugar, Summer, Sunny, Swan, Sweet, Swim, Tea, Tops, Tote, Trend, Trim, Tropical, Twilight, Unique, Valentine, Vampire, Vanity, Venus, Victorian, Vintage, Wear, Wedding, Weddings, Witch, Womens, Wonderful, Wrap, ~, ♥

Female Names: Abbey, actress, Actress, Alice, Allison, Amanda, Amber, Amy, Ana, Andrea, Angela, Angie, Ann, Anna, Anne, Annie, Ashley, Barbara, Bella, Belle, Beth, Betty, Beverly, Bonnie, Britney, Brooke, Buffy, Carol, Caroline, Carrie, Catherine, Charlotte, Cheryl, Christina, Christine, Cindy, Claire, Clara, Clare, Courtney, Dana, Dawn, Debbie, Deborah, Denise, Diana, Diane, Donna, Dorothy, Elizabeth, Ellen, Emily, Emma, Erin, Eva, Eve, Gaga, Grace, Heather, Helen, Hilton, Holly, Ivy, Jackie, Jane, Janet, Jen, Jennifer, Jenny, Jessica, Jill, Jo, Joan, Joy, Judy, Julia, Julie, Karen, Kate, Katherine, Kathleen, Kathy, Katie, Katrina, Katy, Kay, Kelly, Kim, Kristen, Lady, Laura, Lauren, Lily, Linda, Lindsay, Lisa, Liz, Louise, Loved, Lucy, Lynn, Madison, Madonna, Mae, Maggie, Mai, Mama, Margaret, Maria, Marie, Marilyn, Marina, Married, Mary, Maya, Megan, Melissa, Mercedes, Met, Michelle, Miss, Molly, Mommy, Monica, Ms, Ms., Nancy, Natalie, Nicole, Nikki, Nina, Olivia, Pam, Patricia, Paula, Penny, Rachel, Rebecca, Rihanna, Rosa, Sally, Samantha, Sandra, Sara, Sarah, Savannah, Sharon, Shirley, singer, Sister, Sisters, Sophie, Spears, Stephanie, Sue, Susan, Tara, Tiffany, Tina, Vanessa, Victoria, Wendy, Whitney, Willow, xx, Yay

Health and Relationships: abortion, acne, addicted, addiction, allergic, allergy, arthritis, aunt, babies, belly, breast, cancer, caring, celebrities, celebrity, chatting, cheating, clinic, complications, counseling, couple, couples, dancer, DD, depressed, depression, diabetes, disabilities, disorder, distress, donor, emotionally, experiencing, girlfriend, grandmother, healthier, her, hers, herself, hips, hormones, inspirational, lady, literacy, lover, loving, marriage, messy, mom,

moms, mother, mothers, mum, nurse, nurses, nursing, obsessed, obsession, oral, parent, parenting, passionate, poems, pose, poses, pregnancy, pregnant, protective, relationship, relationships, romance, seniors, sensitive, sexuality, she, She, sister, sisters, skin, stories, stressful, supportive, survivors, syndrome, therapist, therapy, toes, toxic, tumor, vampire, witch, wives, woman, women

Luxury and Lifestyle: accommodations, Apartment, balcony, bath, bathroom, bathrooms, beaches, bedroom, carpet, catering, closet, cottage, cozy, cruise, Enjoy, enjoys, flats, gardening, holidays, intimate, kitchen, laundry, luxurious, luxury, massage, mattress, outdoors, pets, queen, relaxing, rooms, Rooms, salon, sandy, shower, showers, soap, Spa, spa, sunny, swim, swimming, tile, tub, vacations, wellness, yoga

Obscene Adult Material: anal, babe, babes, bikini, bitch, blonde, blowjob, boob, boobs, bra, breasts, brunette, busty, chick, chicks, cum, cunt, dildo, ebony, erotic, escort, facial, flashing, fucked, gal, galleries, gallery, girl, girls, hentai, horny, hot, hottest, juicy, kissing, latex, lesbian, lesbians, lick, licking, lingerie, mature, milf, movies, naked, naughty, nipples, nude, orgasm, panties, penetration, pics, posing, pussy, sexy, shemale, slut, stockings, sucking, teen, teens, tit, tits, webcam, wet, whore, xxx

Sexual Profanities: 00, Amateur, Anal, Asian, Ass, Babe, Blonde, Busty, Cum, Cute, Ebony, Facial, Fucked, Galleries, Girl, Girls, Her, Horny, Hot, Huge, Lesbian, Mature, Mom, Moms, Movies, Naked, Nude, Pics, Pictures, Porn, Pussy, Sex, Sexy, Teen, Teens, Tight, Tits, Wet, Wife, XXX

Web Article Titles: Absolutely, Acne, Across, Addiction, Adelaide, Advertise, Affordable, Alberta, Apply, Aurora, Awareness, Bachelor, Benefit, Biggest, Blogger, Bollywood, Breast, Calendar, Cancel, Cancer, Caribbean, Celebrity, Changing, Choice, Choosing, Classes, Closed, Collections, Compliance, Consumer, Consumers, Contest, Coordinator, Counseling, Created, Cruise, Cure, Czech, Dakota, Dates, Denmark, Designers, Destination, Diabetes, Diet, Disclaimer, Eating, eBook, Editorial, Engagement, ER, Everyday, Exclusive, Explore, Factor, Fiction, Finding, Fitness, Food, Foods, Gallery, Getting, Health, Healthy, Holidays, Inspiration, Languages, Libraries, Lifestyle, Lots, Magazine, Massage, Model, Models, Month, MS, MSN, Multiple, Naturally, Newsletter, non-profit, nonprofit, Novel, Nurse, Nursing, Nutrition, Oral, Parties, Patent, Patient, Platform, Pregnancy, Privacy, Purchase, Readers, Reality, Recently, Reception, Registry, Relationship, Relationships, Reserved, Rica, Runtime, Sample, Scenes, Secret, Secrets, Seller, Shared, Shares, Sharing, Shows, Sierra, Sites, Spotlight, Statement, Student, Target, Teacher, Teachers, Templates, Therapy, Totally, Treat, Trends, Updates, VIP, Virgin, Virtual, Vitamin, Voices, Wellness, Whole, Winners, Women, Write, Yoga

A.2 Male Associated Clusters

Adventure and Music: ", ', 1972, Against, Answer, Arms, Articles, Back, Band, Bass, Batman, Battle, Bear, Beat, Beer, Blues, Brain, Brother, Brothers, Bull, Camp, Champion, Cold, Comedy, Cool, Count, Crew, Da, Dead, Death, Devil, Die, DJ, Dog, Dragon, Eagle, Empire, End, EP, Essential, Evil, Evolution, Fans, feat, Fight, Fish, Flying, Force, Four, Future, Game, Ghost, Giant, Great, Green, Guitar, Gun, Guys, Hat, Head, Hero, Hood, II, III, Iron, IV, Jazz, Jump, King, Kingdom, Kings, Knight, Late, Leader, Legend, Lincoln, Lion, LP,

Major, Man, Mario, Marvel, Master, Max, Military, Motion, Nation, Navy, Numbers, Of, Official, Orchestra, Original, Oxford, Pack, Part, Pass, Points, Prime, Prince, Quote, Rank, Raw, Records, Remix, remix, Reserve, Retrieved, Return, Revolution, Rise, Rock, Rocky, Roll, Rule, Running, Rush, Score, Scottish, Shirt, Shot, Six, Sound, Stand, Strong, Super, Ten, Tiger, Trail, Trial, Ultimate, views, Vol, Volume, Wall, War, Wars, Way, Will, Wolf

Big Tech: .0, 1.1, 2.0, 3.0, Android, Answers, API, App, Applications, Audio, Build, Canon, Cisco, Cloud, Command, Computer, contribs, CPU, demo, developer, Developer, developers, Documents, Error, Firefox, Flash, Forums, Galaxy, Gaming, GMT, Google, GPS, HP, IBM, Install, Intel, Intelligence, Internet, Introduction, iOS, iPhone, Java, JavaScript, Linux, Message, Microsoft, MP3, NET, Nintendo, Notes, OS, PC, Player, plugin, Problem, Programming, PS3, Questions, Re, RE, Remote, replies, RSS, Samsung, Security, SEO, Server, SMS, Software, SQL, Statistics, Test, User, Users, Wii, Windows, Wireless, Xbox, XML, XP, YouTube

Engineering and Automotive: AC, Advance, Audi, Auto, Automotive, Bar, Battery, BMW, Built, Button, Cap, Charger, Chevrolet, Chrome, Circuit, Construction, Contractors, Custom, Dodge, Doors, Driver, Driving, Duty, Economy, Electric, Engine, Engineer, Engineering, Equipment, Extra, Fishing, Fuel, Garage, Gas, Gear, General, GM, Golf, Guard, Hardware, Heating, Heavy, Honda, Industrial, Laser, Logo, Machine, Maintenance, Manual, Manufacturing, Metal, Motor, Nissan, Oil, Pocket, Portable, Power, Premium, Pressure, Printing, Pro, Quick, Racing, RC, Repair, Rod, Signs, Solar, Solid, Speed, Sport, Standard, Steel, System, Tech, Technical, Tool, Tools, Toyota, Trade, Trading, Training, Transfer, Transport, Truck, Universal, Upper, Wood, Yamaha

Engineering and Electronics: assembly, audio, auto, automotive, backup, batteries, blade, brass, build, built, capable, charge, charging, chip, circuit, command, commands, computing, conditioning, console, construction, contractor, contractors, controller, conversion, convert, converted, custom, dealer, dealers, driver, durable, duty, electronics, enabled, engine, engineer, engineering, engineers, engines, enterprise, execution, formation, gate, gear, general, generation, header, install, legacy, lightweight, logic, manual, master, motor, operation, physics, pipe, power, printer, printing, proven, receiver, reference, remote, repair, replace, replacement, restoration, rod, root, scheme, seal, security, setup, software, solution, superior, suspension, tire, transfer, trucks, upgrade

God and Religion: Abraham, according, According, Allah, appointed, authority, bear, bears, believed, Bible, blind, brothers, century, Christ, Christianity, Christians, commentary, composed, creator, evil, evolution, Father, favor, followers, fool, genius, glory, God, god, Gospel, he, He, himself, His, Holy, holy, hundred, Islam, Israel, Jerusalem, Jesus, Jews, king, kingdom, land, Lord, man, mere, Muslims, nations, passage, philosophy, poor, Pope, possession, praise, principle, quote, referred, refers, regard, regarded, respect, reward, Roman, Rome, rule, sacrifice, sheep, sin, sir, Son, sword, temple, theory, tho, thou, Thus, tradition, translation, united, unto, verse, wise, worthy, ye

Male Names: Aaron, actor, Adam, Al, Alan, Albert, Alex, Allen, Andrew, Andy, Anthony, Arthur, Barry, Ben, Bill, Billy, Bishop, Bob, Bobby, Brad, Brandon, Brian, Brown, Bruce, Bryan, Captain, Carl, Carlos, CEO, Chairman, chairman, Charles, Chief, Chris, Christopher, Chuck, Clay, Craig, Dan, Daniel, Danny, Dave, David, Dennis,

Dick, Don, Donald, Doug, Duke, Ed, Eddie, Eric, Francis, Frank, Franklin, Fred, Gary, Gates, George, Glenn, Gordon, Governor, Greg, Guy, Harrison, Harry, Henry, Howard, Ian, Jack, Jackson, Jacob, Jake, James, Jason, Jay, Jeff, Jefferson, Jeremy, Jerry, Jim, Jimmy, Joe, Joel, John, Johnny, Johnson, Jon, Jonathan, Joseph, Josh, Jr., Juan, Justin, Keith, Ken, Kevin, Kyle, Larry, Luke, Marc, Mark, Marshall, Martin, Matt, Matthew, Mayor, Michael, Mike, Miles, Morris, Mr, Mr., Murray, Nathan, Neil, Nelson, Nick, Norman, Oliver, Patrick, Paul, Pete, Peter, Phil, Philip, Ralph, Randy, Rich, Richard, Rick, Rob, Robert, Robinson, Roger, Ron, Roy, Russell, Ryan, Sam, Samuel, Scott, Sean, Simon, Sir, Stanley, Stephen, Steve, Steven, Ted, Terry, Thomas, Tim, Tom, Tommy, Tony, Troy, Victor, Vincent, W., Walter, Wayne, William

Non-English Tokens: al, Barcelona, con, da, DE, del, der, des, di, du, e, ed, El, el, et, le, Madrid, o, par, que, se, un, van

Numbers, Dates, and Metrics: -1, 103, 111, 113, 1500, 160, 2.4, 200, 220, 240, 250, 2d, 300, 3000, 320, 360, 400, 450, 500, 51, 600, 700, 73, 77, 900, [, acres, BC, C, c., D, d, ft, ft., G, Given, k, MP, No., O, OF, P, p, p., Per, pp., R, SS, St, U., v, v., W, £

Sports: backs, ball, band, baseball, basketball, bass, bat, beat, beaten, beating, beer, bench, betting, blues, boss, buddy, camp, captain, champion, championship, cheat, coach, coaches, coin, crew, decent, defensive, don, draft, drum, drums, dude, elite, epic, era, fans, fellow, finest, fishing, football, franchise, gambling, game, games, gaming, golf, grand, great, greatest, guard, guitar, guy, guys, heads, hero, hockey, hunting, idiot, injuries, injury, jazz, jersey, jokes, kick, league, legend, legendary, lineup, manager, mark, mate, minor, musicians, offense, offensive, pass, passes, passing, penalty, pit, pitch, player, players, points, pound, premier, prime, pro, prospect, prospects, racing, rally, rank, recruiting, retired, rotation, rush, saves, score, scored, scoring, serving, solid, sport, sports, squad, stadium, starter, stats, suspended, tackle, team, teams, thread, ton, tournament, trade, trading, tribute, tricks, ultimate, versus, veteran, victory, wing, yard, yards, zone

Sports and Cities: 2014, AL, Antonio, Arena, Athletic, Baltimore, Baseball, Basketball, Bay, Bears, Boston, Bowl, Buffalo, Champions, Championship, Chicago, Cincinnati, Cleveland, Columbus, Dallas, Detroit, Diego, Draft, Eagles, England, ESPN, FC, Football, Giants, Highlights, Hockey, Indians, Jersey, Jose, Junior, League, Lions, Liverpool, Louis, Louisville, Manchester, Milwaukee, Minnesota, MLB, MLS, Montreal, NBA, NCAA, NFL, NHL, Nike, Oakland, Orlando, Penn, Philadelphia, Pittsburgh, Players, Premier, Rangers, Saints, San, SEC, Soccer, Sox, Sports, St., Stadium, Tampa, Team, Ticket, Tickets, Tigers, Tournament, United, vs, vs., Yankees

War and Violence: against, Army, army, arrest, arrested, attack, ban, battle, bin, Bush, charges, chief, cited, combat, commit, committed, corruption, crimes, criminal, dead, defeat, defeated, defense, Defense, destruction, enemies, enemy, executed, fight, fighter, fighting, fights, fought, fraud, governor, gun, guns, heroes, illegal, injured, intelligence, Iraq, Iraqi, kill, killed, killing, leader, leaders, leadership, led, march, military, minister, officers, opponents, opposition, personnel, prison, province, racist, regime, revolution, ruled, soldier, soldiers, spokesman, supporters, tactics, terror, terrorist, troops, veterans, violent, war, wars, weapons

A.3 Big Tech Words

965 Big Tech Words: 23andMe, 3Com, 3COM, 3Par, 3PAR, 7digital, 9to5Google, 9to5mac, 9to5Mac, AAPL, ABBYY, Accenture, Acer, Acronis, Activision, Acxiom, AdAge, Adaptec, Adidas, AdMob, Admob, Adobe, AdSense, Adsense, AdWords, Adwords, Agilent, Airbnb, Airbus, Airtel, Akamai, Albanesius, Alcatel, Alcatel-Lucent, Alibaba, Alibaba.com, Alienware, AllFacebook, AllThingsD, AltaVista, Altera, Amazon, Amazon.com, AMD, Amdocs, AmEx, AMZN, Anandtech, AnandTech, Andoid, Andreessen, Andriod, Android, ANDROID, android, Android-based, Android-powered, AndroidPIT, anti-competitive, anti-trust, anticompetitive, Antitrust, antitrust, AOL, AOpen, API, APIs, Appcelerator, AppEngine, Apple, APPLE, Apple.com, AppleInsider, AppleTV, Appstore, appstore, AppStore, AppUp, Archos, Ariba, ARM-based, Ask.com, ASRock, AstraZeneca, Asus, ASUS, asus, ASUSTeK, Asustek, ATandT, Atari, Atheros, ATi, ATI, Atlassian, Atmel, Atom-based, Atos, Atrix, AuthenTec, Autodesk, automaker, Automattic, Avanade, Avaya, Avira, Avnet, AWS, Baidu, baidu, Baidu.com, Ballmer, Barclays, Bazaarvoice, BBRY, BenQ, BestBuy, Bestbuy, BetaNews, Betriebssystem, Bezos, BIDU, Bing, Biogen, Bitcoin, Bitdefender, BitTorrent, BlackBerry, Blekko, Blinkx, bloatware, BloggingStocks, Bloomberg, BlueStacks, Boeing, BofA, Box.net, Boxee, Brightcove, Broadcom, Brocade, BSkyB, Bungie, BusinessWeek, Buy.com, BuzzFeed, BYD, Canals, Canonical, Capgemini, carmaker, Carphone, CCleaner, CentOS, ChannelWeb, Chegg, China, China-based, Chinavasion, chip-maker, Chipmaker, chipmaker, chipmakers, chipset, chipsets, Chipzilla, Chitika, Chromebook, ChromeBook, Chromebooks, ChromeOS, CinemaNow, CIO.com, Cisco, CISCO, CISPA, Citi, Citibank, Citigroup, Citrix, Cleantech, Clearwire, closed-source, cloud-computing, Cloudera, CNET, CNet, Cnet, cnet, Coca-Cola, Cognizant, Comcast, Compal, companies, company, Compaq, CompTIA, ComputerWorld, Computerworld, Computex, ComScore, Comscore, comScore, Conexant, Cooliris, Corp, Costolo, Coursera, Cr-48, crapware, Cringely, CrunchBase, CSCO, CUDA, Cupertino, Cupertino-based, CyanogenMod, Cyanogenmod, CyberLink, Cyberlink, Cybersecurity, cybersecurity, D-Link, DailyTech, Daimler, Danone, DARPA, Datacenter, Deezer, Dell, DELL, Deloitte, DeNA, Dhingana, DigiTimes, Digitimes, DisplayLink, DisplayPort, DivX, DoCoMo, Docomo, DOCOMO, DoJ, DOJ, DoubleClick, Doubleclick, DreamHost, Dropbox, DropBox, E-Commerce, E-Readers, EBAY, eBay, Ebay, Ebuyer, eCommerce, Ecosystem, ecosystem, Electricpig.co.uk, Electronista, Elop, Eloqua, eMachines, Emachines, eMarketer, EMC, Emulex, Endeca, Engadget, engadget, Epson, Ericsson, Erictric, ESET, Esri, Etisalat, Everex, Evernote, EVGA, eWeek, Experian, ExtremeTech, Exxon, ExxonMobil, Exynos, F-Secure, Facebook, Facebooks, FedEx, Feedly, Firefox, Flextronics, Flipboard, Flipkart, Fortinet, FOSS, Foxconn, foxconn, Foxit, FreeBSD, Freescale, Frito-Lay, FTC, Fudzilla, Fujifilm, Fujitsu, Fusion-io, Gadgetell, Gaikai, Gameloft, GameStop, Gartner, Gawker, GE, Geek.com, GeekWire, GeForce, Geforce, Gemalto, Genentech, Geohot, GetJar, Gigabyte, GIGABYTE, GigaOm, GigaOM, GitHub, Github, Gizmodo, Glassdoor, GlaxoSmithKline, Gmail, GMail, GMAIL, go-to-market, GoDaddy, Godaddy, GoGrid, GOOG, Google, GOOGLE, Google-owned, Google.com, Googler, Googlers, Googles, GoogleTV, Googleâ, Goolge, GoPro, gOS, GottaBeMobile.com, Gowalla, Gphone, GPU, GPUs, Groupon, GSK, GSMA, GSMarena, H-P, Hackathon,

Hackintosh, hackintosh, Hadoop, Haier, Hanvon, HD-DVD, Heroku, Hewlett-Packard, Hisense, Hitachi, Honeywell, Hootsuite, Hortonworks, HotHardware.com, Hotmail, HP, HPQ, HSBC, HTC, htc, HTML5, Huawei, huawei, HUAWEI, HubSpot, Hulu, Hynix, I.B.M., i7500, IaaS, iAd, iAds, IBM, ibm, IBMs, Icahn, iClarified, iCloud, Ideapad, IDEOS, IDG, IE10, IE8, IE9, iFixit, iMessage, Informatica, InformationWeek, Infosys, InfoWorld, Inktomi, INTC, Intel, INTEL, Intel-based, Intels, InterDigital, internetnews.com, Internet-News.com, InterVideo, Intuit, Inventec, Iomega, iOS, iPad3, iPhone, iPhone5, iPhones, IPO, iRobot, iTablet, ITProPortal, iTWire, IT-world.com, iWatch, iWork, JBoss, JetBlue, Jolicloud, Joyent, JPMorgan, JR.com, Kaltura, Kaspersky, KDDI, Kinect, Klout, Kobo, KPMG, LastPass, Lenovo, lenovo, LENOVO, LePhone, Lexmark, LG, Liliputing, LiMo, Lindows, LinkedIn, Linkedin, Linksys, Linspire, Linux, Lite-On, Livescribe, LiveSide.net, Lodsystech, Logitech, LogMeIn, Lucasfilm, Lucent, Lufthansa, Lumia, Lytro, MacDailyNews, MacMall, MacOS, MacRumors, Magento, MakerBot, Malware, Malwarebytes, Marketshare, marketshare, Marvell, Mashable, MasterCard, Mastercard, Mattel, McAfee, McKesson, McKinsey, McNealy, MediaTek, Mediatek, Medion, Meebo, MeeGo, Meego, Meizu, Mellanox, Mendeleev, Merck, MetroPCS, Microchip, Microelectronics, Micron, Microsoft, MicroSoft, Microsoft, microsoft, MICROSOFT, Microsofts, MicroStrategy, Microsoft, Microsoft, MIT, Mitel, mobile-device, MobileCrunch, MobiTV, mocoNews, Monoprice, Monsanto, Motherboard, Moto, Motorola, motorola, Motorola, Mozilla, Mozy, MSFT, multinationals, Multitouch, multitouch, MVNO, MySQL, Napster, NASA, Nasdaq, NASDAQ, Navteq, Neowin, Neowin.net, Nestle, Nestlé, NetApp, Netbook, Netezza, Netflix, NetFlix, Netgear, NetGear, NETGEAR, Netscape, NetSuite, Newegg, NewEgg, newegg, Newegg.com, NewEgg.com, news.cnet.com, NewsFactor, Nextag, Nexus, Nike, Nimbuzz, Nintendo, Nokia, nokia, NOKIA, non-Apple, Nortel, Novartis, Novell, NSA, NSDQ, Nuance, NVDA, Nvidia, NVIDIA, NVidia, nVidia, nVIDIA, nvidia, NXP, OCZ, OEM, OEMs, OLED, OLPC, Omniture, OmniVision, Onkyo, OnLive, Onlive, Open-Source, open-source, open-sourced, OpenCL, OpenDNS, OpenFeint, OpenSocial, OpenSolaris, opensource, OpenStack, Optus, Oracle, ORCL, Orkut, OSes, OSX, Otellini, Outlook.com, Ouya, OUYA, Overstock.com, PaaS, paidContent, PalmOne, Panasonic, PandoDaily, Pantech, Papermaster, patent-infringement, PayPal, Paypal, PCMag, PCMag.com, PCWorld, Pegatron, Pepsi, PepsiCo, Pepsico, Pfizer, Phablet, phablet, PhoneArena, Phoronix, Pichai, Pixar, Pixel, Plantronics, Plaxo, Play.com, Playdom, Pogoplug, Polycom, PopCap, post-PC, Postini, PowerDVD, Powerset, PowerVR, pre-IPO, PS4, Psystar, Publicis, PwC, QCOM, Qihoo, QLogic, QNAP, Quad-Core, Qualcomm, qualcomm, QUALCOMM, Quantcast, Quickoffice, QuickOffice, Quora, Rackspace, RackSpace, Radeon, Rakuten, Ralink, Rambus, Raytheon, Razer, Rdio, ReadWriteWeb, RealNetworks, Realtek, Redbox, Reddit, RedHat, Redhat, Redmond-based, Renesas, Renren, RHEL, RightScale, RIM, RIMM, Roku, Rovio, SaaS, Safaricom, Salesforce, SalesForce, salesforce, Salesforce.com, SalesForce.com, salesforce.com, Samsung, samsung, SAMSUNG, Samsungs, SanDisk, Sandisk, Sanofi, SAP, Scobleizer, SDK, SDKs, Seagate, search-engine, Seismic, Semiconductor, Set-Top, SGX, Shopify, Silicon, SiliconANGLE, SiliconBeat, Singtel, SingTel, Sinofsky, SkyDrive, Skype, Slashdot, Smartphone, smartphone, smartphones, Smartphones, smartwatch, SoftBank, Softbank, Softpedia, software, SolarCity, SonicWall, Sonos,

Sony, sony, SONY, Sophos, SoundCloud, SourceForge, SpaceX, Spanion, Splashtop, Splunk, Spotify, Spreadtrum, Sprint-Nextel, Starbucks, Stardock, startups, Startups, STMicroelectronics, SuccessFactors, SugarCRM, SugarSync, Sumsung, Sunnyvale, SunPower, Supermicro, superphone, SUSE, SuSE, SwiftKey, Swisscom, Swype, Sybase, Symantec, Synaptics, Synnex, Synopsys, T-Mobile, T-mobile, TalkTalk, Taobao, tech, TechCrunch, Techcrunch, techcrunch, techcrunch.com, Techdirt, TechEye, TechFlash, TechHive, Techmeme, TechNewsWorld, TechnoBuffalo, TechRadar, TechSpot, TechWeb, Tegra, telco, Telco, telcos, Telcos, Telefonica, Telefónica, Telenor, TeliaSonera, Telstra, Tencent, Teradata, Tesco, Tesla, ThinkGeek, Thinkpad, ThinkPad, TIBCO, Tibco, Ticketmaster, TigerDirect, TiVo, Tizen, TMobile, TomTom, Torvalds, Toshiba, toshiba, TouchPad, Touchpad, Toyota, Transmeta, TRENDnet, TSMC, Tudou, Turkcell, Twilio, Twitter, Uber, Ubergizmo, Ubisoft, Ubuntu, Udacity, UEFI, Ultrabook, ultrabook, Ultrabooks, ultrabooks, Unilever, Unisys, uTorrent, UX, V3.co.uk, Valleywag, VatorNews, VentureBeat, VeriFone, Verisign, VeriSign, Verizon, Vertica, Vevo, Viacom, Viadeo, Viber, Vidyo, ViewSonic, Viewsonic, VirnetX, VirtualBox, Visa, Vizio, VIZIO, Vlingo, VMware, VMWare, Vmware, Vodafone, Vodaphone, Volusion, VP8, VPN, vPro, VR-Zone, Vringo, Vuze, Vyatta, VZW, W3C, Wacom, Wal-Mart, Walmart, Walmart.com, Waze, WebEx, Webkit, WebKit, WebM, WebOS, webOS, Webroot, WebSense, Weibo, WhatsApp, Whatsapp, WiDi, WikiLeaks, Wikileaks, WildTangent, WiMax, WiMAX, Win7, Win8, WinBeta, Windows, Windows, Windows7, Windows8, WinRumors, Wintel, Wipro, Wistron, WMPoweruser, Woz, WP7, WP8, WSJ, WWDC, x86, X86, Xbox, XBox, XCode, XDA, Xerox, Xiaomi, Xilinx, Xobni, Xoom, XOOM, Xperia, Yahoo, Yammer, Yandex, Yarow, Yelp, YHOO, Youku, YouTube, Zappos, ZDNet, ZDnet, Zenbook, Zendesk, Zillow, Zimbra, Zoho, Zotac, ZTE, Zuckerberg, Zynga