

MACHINE LEARNING SENSORS

Pete Warden¹ Matthew Stewart² Brian Plancher² Colby Banbury² Shvetank Prakash² Emma Chen²
Zain Asgar¹ Sachin Katti¹ Vijay Janapa Reddi²

¹

²

ABSTRACT

Machine Learning (ML) sensors are a new class of sensors that combine sensing and ML processing on the sensor chip. This paper introduces the concept of ML sensors and discusses their benefits and challenges. We present a taxonomy of ML sensors and discuss their applications in various domains. We also discuss the challenges of ML sensors and provide some insights into their future development.

1 INTRODUCTION

Machine Learning (ML) sensors are a new class of sensors that combine sensing and ML processing on the sensor chip. This paper introduces the concept of ML sensors and discusses their benefits and challenges. We present a taxonomy of ML sensors and discuss their applications in various domains. We also discuss the challenges of ML sensors and provide some insights into their future development.

43]

73, 18, 39, 59]

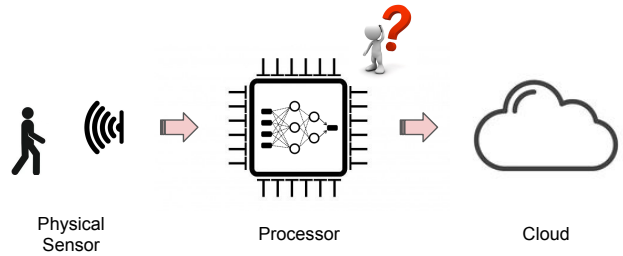


Figure 1. 1.0

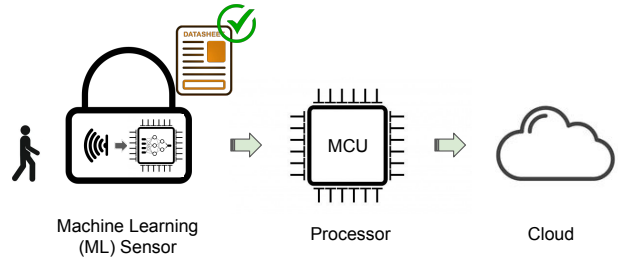


Figure 2. 2.0

Machine Learning Sensors
in the context of
the sensor data
p(θ) can be
represented as
the joint
p(θ, D). The
goal is to
find the
p(θ) that
maximizes the
likelihood
p(D|θ) over the
parameter space
Θ.

26] 61

The goal is to
find the
p(θ) that
maximizes the
likelihood
p(D|θ) over the
parameter space
Θ. This is
achieved by
finding the
maximum likelihood
estimate (MLE) of
θ. The MLE is
the value of θ that
maximizes the
likelihood function
p(D|θ). The MLE
is a consistent
estimator of θ
under regular
conditions [76, 21].

Machine Learning
Sensors
[50, 57]

50, 57] 9]

1. Abstract

abstraction h

2. Data-centric
approach

data-

3. Implementation

6. Data
collection

4. Transparent, open

7. Data
collection
and
analysis

5. Sensors ecosystem

open ML

8. Data
collection
and
analysis

The goal is to
find the
p(θ) that
maximizes the
likelihood
p(D|θ) over the
parameter space
Θ. This is
achieved by
finding the
maximum likelihood
estimate (MLE) of
θ. The MLE is
the value of θ that
maximizes the
likelihood function
p(D|θ). The MLE
is a consistent
estimator of θ
under regular
conditions [76, 21].

2 SENSOR 1.0 CHALLENGES

The goal is to
find the
p(θ) that
maximizes the
likelihood
p(D|θ) over the
parameter space
Θ. This is
achieved by
finding the
maximum likelihood
estimate (MLE) of
θ. The MLE is
the value of θ that
maximizes the
likelihood function
p(D|θ). The MLE
is a consistent
estimator of θ
under regular
conditions [76, 21].

2.1 Domain Skew Between Training and Sensor Data

The goal is to
find the
p(θ) that
maximizes the
likelihood
p(D|θ) over the
parameter space
Θ. This is
achieved by
finding the
maximum likelihood
estimate (MLE) of
θ. The MLE is
the value of θ that
maximizes the
likelihood function
p(D|θ). The MLE
is a consistent
estimator of θ
under regular
conditions [76, 21].

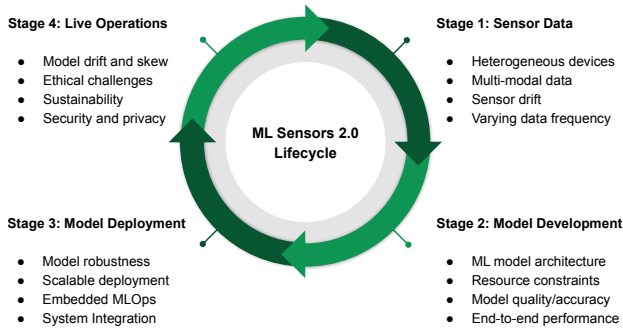


Table 1.

Microphones	Cameras	Accelerometers
<ul style="list-style-type: none"> • • • • 	<ul style="list-style-type: none"> • • • • • 	<ul style="list-style-type: none"> • • •

2.2 Hardware & Software Development Complexities

Figure 3.

Figure 3. [Illegible text]

[Illegible text]

14] [Illegible]

[Illegible text]

64] [Illegible]

[Illegible text]

[Illegible text]

[Illegible text]

[Illegible text]

[Illegible text]

[Illegible text]

62, 11]

1. Model drift
 2. Sensor degradation
 3. Data distribution changes
 4. Feature engineering
 5. Hyperparameter tuning
 6. Real-time monitoring
 7. Model retraining
 8. Data quality control
 9. Feature selection
 10. Model validation
 11. Deployment strategy
 12. Model interpretability
 13. Security considerations
 14. Scalability
 15. Latency optimization
 16. Energy efficiency
 17. Model robustness
 18. Data privacy
 19. Model explainability
 20. Model performance

1. Model drift
 2. Sensor degradation
 3. Data distribution changes
 4. Feature engineering
 5. Hyperparameter tuning
 6. Real-time monitoring
 7. Model retraining
 8. Data quality control
 9. Feature selection
 10. Model validation
 11. Deployment strategy
 12. Model interpretability
 13. Security considerations
 14. Scalability
 15. Latency optimization
 16. Energy efficiency
 17. Model robustness
 18. Data privacy
 19. Model explainability
 20. Model performance

2.3 Testing and Debugging Difficulties for Deployment

1. Model drift
 2. Sensor degradation
 3. Data distribution changes
 4. Feature engineering
 5. Hyperparameter tuning
 6. Real-time monitoring
 7. Model retraining
 8. Data quality control
 9. Feature selection
 10. Model validation
 11. Deployment strategy
 12. Model interpretability
 13. Security considerations
 14. Scalability
 15. Latency optimization
 16. Energy efficiency
 17. Model robustness
 18. Data privacy
 19. Model explainability
 20. Model performance

2.4 Sensor Data Auditability During Live Operation

1. Model drift
 2. Sensor degradation
 3. Data distribution changes
 4. Feature engineering
 5. Hyperparameter tuning
 6. Real-time monitoring
 7. Model retraining
 8. Data quality control
 9. Feature selection
 10. Model validation
 11. Deployment strategy
 12. Model interpretability
 13. Security considerations
 14. Scalability
 15. Latency optimization
 16. Energy efficiency
 17. Model robustness
 18. Data privacy
 19. Model explainability
 20. Model performance

2.5 Full-Stack Skills for the Complete ML Lifecycle

Knowledge

Skills

Attributes

Tools

Methods

Frameworks

Libraries

APIs

Cloud

Deployment

Monitoring

Security

Compliance

Documentation

Support

Training

Collaboration

Communication

Teamwork

Problem Solving

Decision Making

Critical Thinking

Attention to Detail

Time Management

Self-Motivation

Resilience

Adaptability

Flexibility

Open-mindedness

Empathy

Active Listening

Conflict Resolution

Leadership

Team Building

Project Management

Resource Management

Communication

Collaboration

Teamwork

Problem Solving

Decision Making

Critical Thinking

Attention to Detail

Time Management

Self-Motivation

Resilience

Adaptability

Flexibility

Open-mindedness

Empathy

Active Listening

Conflict Resolution

Leadership

Team Building

Project Management

Resource Management

Communication

Collaboration

Teamwork

66 |

66 |

66 |

66 |

66 |

66 |

66 |

66 | 73, 59, 54, 39, 53, 60, 37] |

66 |

3 SENSOR 2.0 PARADIGM

66 |

66 |

66 |

66 |

66 |

66 |

66 |

3.1 Definition

66 |

66 |

66 |

66 |

66 |

66 |

66 |

66 |

66 |

66 |

66 |

66 |

66 |

66 |

“An ML sensor is a self-contained system that utilizes on-device machine learning to extract useful information by observing some complex set of phenomena in the physical world and reports it through a simple interface to a wider system.”

66 |

66 |

66 |

66 |

66 |

3.2 ML Sensor Examples

66 |

66 |

66 |

66 |

66 |

66 |

66 |

66 |

66 |

66 |

66 |

3.3 Design Principles

3.3.1 Slim Interface

3.3.2 Reusability

3.3 Design Principles

3.3.1 Slim Interface

3.3.1 Slim Interface

3.3.2 Reusability

3.3.2 Reusability

3.3.3 Composability

3.3.3 Composability

16] o

74, 82, 79] 81

3.3.4 Calibration

74, 82, 79] 81

74, 82, 79] 81

74, 82, 79] 81

74, 82, 79] 81

3.3.5 Connectivity

74, 82, 79] 81

3.3.6 Updatability

74, 82, 79] 81

74, 82, 79] 81

74, 82, 79] 81

75] 81a

3.4 Implementation Requirements

74, 82, 79] 81

3.4.1 Standardized Interchangeable Parts

74, 82, 79] 81

3.4.2 Conformance Testing

74, 82, 79] 81

3.4.3 Auditability

3.5 Potential Pitfalls and Challenges

3.5.1 Cost

3.5.2 Power

3.5.3 Universality

3.5.3.1

3.5.3.2

3.5.3.3

3.5.3.4

3.5.3.5

3.5.3.6

1000000000
 1000000000
 1000000000
 1000000000
 1000000000
 1000000000
 1000000000
 1000000000

1000000000
 1000000000
 1000000000
 1000000000
 1000000000

4 DATASHEETS FOR ML SENSORS

1000000000
 1000000000
 1000000000
 1000000000
 1000000000
 1000000000
 1000000000

1000000000
 1000000000
 1000000000
 1000000000
 1000000000
 1000000000

1000000000
 1000000000
 1000000000
 1000000000
 1000000000
 1000000000
 1000000000
 1000000000

1000000000
 1000000000
 1000000000
 1000000000
 1000000000
 1000000000
 1000000000

4.1 Example Datasheet

1000000000
 1000000000
 (5.2.1), 1000000000
 1000000000
 1000000000
 1000000000

4.1.1 Description, Features, and Use Cases

1000000000
 1000000000
 1000000000
 1000000000
 1000000000
 1000000000
 1000000000
 1000000000
 1000000000
 1000000000
 1000000000

4.1.2 Compliance

1000000000
 1000000000
 1000000000
 1000000000
 1000000000
 1000000000
 1000000000
 1000000000
 1000000000
 1000000000
 1000000000

4.1.3 Model Characteristics

1000000000
 1000000000
 1000000000
 1000000000
 1000000000
 1000000000
 1000000000
 1000000000
 1000000000
 1000000000
 1000000000
 1000000000
 1000000000
 1000000000
 1000000000
 1000000000
 1000000000
 1000000000

24 [tbl] 33]lv

46]nMk 1] del

PA1 Person Detection Module

Description: The PA1 Person Detection Module enables you to quickly and easily add smarts to your IoT deployment to monitor and detect for humans. You can use this module indoors and outdoors to understand where and when humans arrive at your deployment site.

Features:

- Real-time Person Detection with On-Device ML
- Indoor and Outdoor use
- Finds a person at a maximum distance of 10 meters to a minimum distance of 5 centimeters
- Operates in low and high light environments (1-20000 Lux) across a wide temperature range (0 to 50 °C)
- Features Color and Black-and-White Detection Modules

Use Cases:

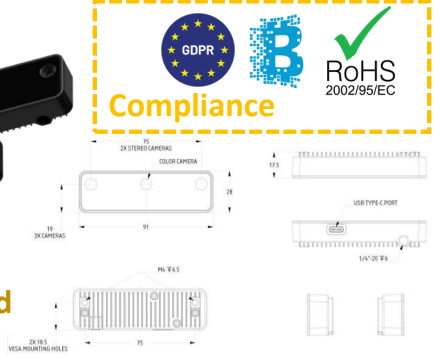
- Smart business and home security systems
- Multi-modal key word spotting for virtual assistants
- Occupancy sensors and other infrastructure sensors

Description, Features, and Use Cases

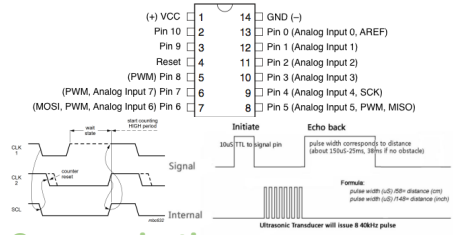


Source: docs.luxonis.com

Diagrams and Form Factor



Sources: fabacademy.org, electroschematics.com, and nxp.com/docs



Communication Specification and Pinout

Source: datanutrition.org

Source: iotsecurityprivacy.org

IoT Security & Privacy Label

Sensor data collection: Visual

Sensor type: Camera

Purpose: Providing and improving device functions

Data stored on the device: No device storage

Data stored in the cloud: No cloud storage

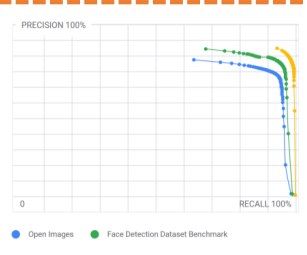
Data shared with: Not shared

Data sold to: Not sold

Camera Specs	Color camera	Stereo pair	SYMBOL	RATING	MIN	MAX	UNIT
Sensor	IMX214	OV7251	V _{IN}	Recommended Input Supply Voltage	4.75	5.25	V
DFOV / HFOV / VFOV	81° / 69° / 54°	86° / 73° / 58°	V _{IN,MAX}	Maximum Input Supply Voltage	3.5	5.5	V
Resolution	13MP (4208x3120)	480P (640x480)	I _{IN,MAX}	Maximum Input Supply Current	0	1.5	A
Focus	AF: 8cm - ∞ OR FF: 50cm - ∞	Fixed-Focus 6.5cm - ∞	P	Power Required	4	6	W
Max Framerate	60 FPS	200 FPS	P _{MAX}	Idle Power Draw	2.4	2.6	W
F-number	2.2 ± 5%	2.2	T _A	Ambient Operating Temperature	45	55	°C
Lens size	1/3.1 inch	1/7.5 inch					
Effective Focal Length	3.37mm	1.3mm					
Distortion	< 1%	< 1.5%					
Pixel size	1.12µm x 1.12µm	3µm x 3µm					

Source: docs.luxonis.com

Hardware Characteristics



Model performance: Measured with [Precision-Recall \(PR\)](#) and [Area Under the PR Curve \(PR-AUC\)](#). Download raw performance results data [here](#). Disaggregated performance measured with [Recall](#), which captures how often the model misses faces with specific characteristics. Equal recall across subgroups corresponds to the ["Equality of Opportunity" fairness criterion](#).

Model Characteristics

- Performance evaluated on:
- A subset of [Open Images](#)
 - [Face Detection Data Set and Benchmark](#)
 - [Labeled Faces in the Wild](#)

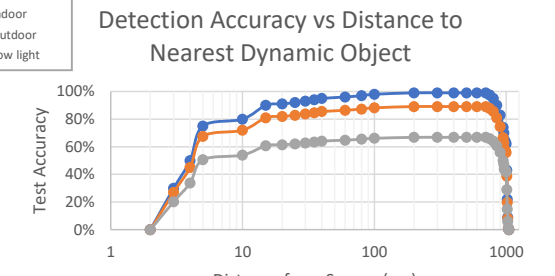
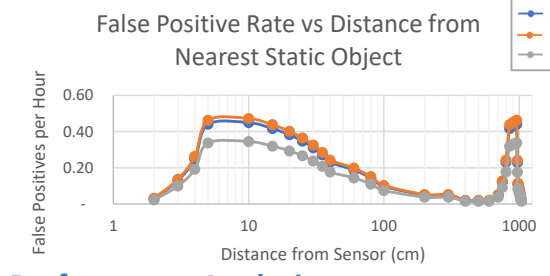
Source: modelcards.withgoogle.com

Environmental Impact: Full report can be found [here](#).

390g CO₂-eq

23L Water

Source: st.com



Performance Analysis

Figure 4. [Harvard Edge ML Sensors](#) GitHub repository. Open the page from the top right in the browser. The PA1 Person Detection Module is highlighted in blue. The PA1 Person Detection Module is highlighted in blue.

4.1.4 Dataset Nutrition Labels

33, 13]d
24] hllv

4.1.5 IoT Security & Privacy Labels

22, 45]lv

4.1.6 Environmental Impact

77] lllh

4.1.7 End-to-end Performance Analysis

68] lsh

33, 13]d

4.1.8 Diagrams and Form Factor

22, 45]lv

4.1.9 Hardware Characteristics

68] lsh

4.1.10 Communication Specification and Pinout

68] lsh

5 ECOSYSTEM DEVELOPMENT

68] lsh

5.1 Closed versus Open Source

Commercial products like Intel's RealSense, Microsoft's Kinect, and others are examples of closed source sensor technologies. These products often provide a high level of integration and performance but lack the transparency and flexibility of open source alternatives.

Open source sensor technologies like OpenNI and OpenKinect provide a more accessible and flexible environment for developers. These libraries allow for greater customization and integration into various applications.

5.3 Benchmarks and Toolchains

Benchmarks and toolchains are essential for comparing different sensor-based ML systems. Tools like ROS and Gazebo provide standardized environments for testing and benchmarking.

[38] Bousbia

[2] Kwon

[25] [26]

5.2 Large, Public Sensor Datasets

Large, public sensor datasets are crucial for training and testing ML models. Datasets like KITTI and KITTI-2015 provide rich, multi-modal sensor data for autonomous driving research.

[63]

[58] Agrawal

"What is the ImageNet of ML sensors?"

These datasets often include ground truth information for training supervised learning models. They also serve as valuable resources for evaluating the performance of different sensor fusion and ML algorithms.

[61]

5.4 Sensor Libraries

Sensor libraries like OpenNI and OpenKinect provide a standardized interface for accessing sensor data. These libraries are often used in conjunction with ROS to facilitate sensor integration in robotic systems.

[Google Scholar](#)
[Crossref](#)
[PubMed](#)
[arXiv](#)
[ResearchGate](#)
[Scopus](#)
[DBLP](#)
[ORCID](#)

[Google Scholar](#)
[Crossref](#)
[PubMed](#)
[arXiv](#)
[ResearchGate](#)
[Scopus](#)
[DBLP](#)
[ORCID](#)

6 ETHICAL CONSIDERATIONS

[Google Scholar](#)
[Crossref](#)
[PubMed](#)
[arXiv](#)
[ResearchGate](#)
[Scopus](#)
[DBLP](#)
[ORCID](#)

6.1 Concerns

[Google Scholar](#)
[Crossref](#)
[PubMed](#)
[arXiv](#)
[ResearchGate](#)
[Scopus](#)
[DBLP](#)
[ORCID](#)

30] [Qiao](#)

[Google Scholar](#)
[Crossref](#)
[PubMed](#)
[arXiv](#)
[ResearchGate](#)
[Scopus](#)
[DBLP](#)
[ORCID](#)

34] [GM](#)

[Google Scholar](#)
[Crossref](#)
[PubMed](#)
[arXiv](#)
[ResearchGate](#)
[Scopus](#)
[DBLP](#)
[ORCID](#)

35] [An](#)

6.2 Possible Solutions

[Google Scholar](#)
[Crossref](#)
[PubMed](#)
[arXiv](#)
[ResearchGate](#)
[Scopus](#)
[DBLP](#)
[ORCID](#)

44] [o](#)

[Google Scholar](#)
[Crossref](#)
[PubMed](#)
[arXiv](#)
[ResearchGate](#)
[Scopus](#)
[DBLP](#)
[ORCID](#)

7 RELATED WORK

[Google Scholar](#)
[Crossref](#)
[PubMed](#)
[arXiv](#)
[ResearchGate](#)
[Scopus](#)
[DBLP](#)
[ORCID](#)

7.1 Application Areas

[Google Scholar](#)
[Crossref](#)
[PubMed](#)
[arXiv](#)
[ResearchGate](#)
[Scopus](#)
[DBLP](#)
[ORCID](#)

81] [o](#)

REFERENCES

- [1] AMERKE HMH, SSM, ANR. KN DA DD RD, RJ, FJ, WKR F. *IBM Journal of Research and Development*, 63(4/5):6:16:13, 2019. doi:10.1147/RD.2019.2942288.
- [2] KARDAS. EECS Department, University of California, Berkeley, Tech. Rep. UCB/EECS-2014-146, 2014.
- [3] HANGB. *Digital twin technologies and smart cities*, p123449. 2020.
- [4] CRV, PH, ENCPD. S PD th. *arXiv preprint arXiv:2106.07597*, 2021.
- [5] CH, BR, L, P, M, H. *Proceedings of Machine Learning and Systems*, 3:517532, 2021.
- [6] CRV, HVEF, A, H, X, H, K. D, A, th. *arXiv preprint arXiv:2003.04821*, 2020.
- [7] J, M, K, DE ES, S, K, P, R, d, S, A, B, 2, th. *Nature*, 595(7868):532536, 2021.
- [8] DD, JJ, FJ, d. *Proceedings of machine learning and systems*, 2:129–146, 2020.
- [9] B60p. <https://www.bosch-sensortec.com/products/smart-sensors/bhi260ap/>, 2022. (doi:10.5/26/2022).
- [10] EVANT, F, R, M, V, E, S. *ACM Journal on Emerging Technologies in Computing Systems (JETC)*, 15(2):135, 2019.
- [11] MAZ, A, RV, A. *2021 IEEE International Symposium on Performance Analysis of Systems and Software (ISPASS)*, p96406. E 2021.
- [12] L, L, C, Z, W, L, Q, Z, L, W, Z, S, D, J, H. *Science China Information Sciences*, 64(6):145, 2021.
- [13] K. <https://datanutrition.org/>, 2021. (doi:10.5/24/2022).
- [14] A, P, J, A, R, R. *arXiv preprint arXiv:1906.05721*, 2019.
- [15] A, P, J, A, R, R. <https://arxiv.org/abs/1906.05721>.
- [16] D, T, g, d, h, v, h, p, t, o. <https://techcrunch.com/2022/01/04/lilz-uses-computer-vision-to-read-gauges-and-dials-where-humans-prefer-not-to-tread/>, 2022. (doi:10.5/27/2022).
- [17] E, E- 320110065 - a- e. <https://eur-lex.europa.eu/legal-content/EN/TXT/?uri=CELEX:32011L0065>, 2011. (doi:10.5/24/2022).
- [18] R, J, A, R, V, E, N, L, G, N, D, M, V. *Proceedings of Machine Learning and Systems*, 3:800811, 2021.
- [19] S, N, g, h. *International journal of neural systems*, 10(01):1942, 2000.
- [20] KE. *Accelerating AI with Synthetic Data*. QM 2020.
- [21] P, Y, C, L, F, d, H, H, P, N, H. *2020 IEEE Symposium on Security and Privacy (SP)*, p447464. E 2020.

- [22] HNP AYOLF d
H H K M M
2020. E <https://arxiv.org/abs/2002.04631>.
- [23] F A M L O E T V
K H A H W d R
M h h h h
arXiv preprint arXiv:1804.03619, 2018.
- [24] G T M B B V
J W N H d
K d d (2018). arXiv preprint arXiv:1803.09010, 2018.
- [25] G H K S H A H A F V
R P K J, G D H H M H
h h h h h
2021 58th ACM/IEEE Design Automation Conference (DAC), p769774. E2021.
- [26] G f l i t t h a i n
G l i t t h
https://github.com/tensorflow/tflite-micro/blob/main/tensorflow/lite/micro/examples/person_detection/README.md#running-on-sparkfun-edge, 2021. (A 05/24/2022).
- [27] G h h h h
h <https://cloud.google.com/vision/docs/detecting-faces>, 2022. (A 05/24/2022).
- [28] G L B B S I, d D K
G L A
International Journal of Computer Vision, 129(6):1789-1819, 2021.
- [29] G Q M L Y d L Y G
G h h h h
2013 IEEE international conference on green computing and communications and IEEE internet of things and IEEE cyber, physical and social computing, p1129-1132. E2013.
- [30] G S H o p h h
h h h h
Future of privacy forum, p140, 2016.
- [31] G T O h h h h h
G h h h h h
<http://www.opengroup.org/iot/odf/>, 2014. (A 05/24/2022).
- [32] H h h h
h h h h <https://www.himax.com.tw/wp-content/uploads/2019/09/HIMX-Announces-AI-Embedded-WiseEye-WE-I-Plus-ASIC.pdf>, 2019. (A 05/24/2022).
- [33] H S H A N S P J, d
G K H h h h
h h h h h
arXiv preprint arXiv:1805.03677, 2018.
- [34] H P P h h h h
P P P h h h P
P https://www.defensedaily.com/hub_updates/deep-learning-analytics-develops-darpa-deep-machine-learning-prototype/, 2016. (A 05/31/2022).
- [35] H S S h h h
h h h h h
h h h h h
Geo. J. Int'l L., 51:117, 2019.
- [36] H M K L Y N G A d
S P h h h h
h h h h h
h h 2021. E <https://arxiv.org/abs/2102.09087>.
- [37] H P h h h
h h h h h
h h h h h
<https://www.coursera.org/learn/introduction-to-embedded-machine-learning>, 2021. (A 05/24/2022).
- [38] H M K S M d K A P
G h h h h h
h h h h h
VLSI Design 2001. Fourteenth International Conference on VLSI Design, p7681. E2001.
- [39] H R V B B S M
L A P P E L G A A C
B M B M B B G S
G R h S G R K S
h h h h h h h h h
D P D h J E G M d
h h h h h
h h h h h
Harvard Data Science Review, 2022.
d 10 .1162/9960892 .762d71a E <https://hdsr.mitpress.mit.edu/pub/0gbwdele>.
P/h h h h h
- [40] H K G h h h h
h h h h h
h h h h h
<https://venturebeat.com/2020/01/28/googles-ai-powers-real-time-orca-tracking-in-vancouver-bay/>, 2020. (A 05/24/2022).

- #1] KHKMK dCMh
hphh *Proceedings of the IEEE/CVF conference on computer vision and pattern recognition*, p12569+2577, 2019.
- #2] KAHh Nature, 544(7651):S1S3, 2017.
- #3] KA BI, dhIGE
hnh hph
hh hPF BC B
o L, d hVK (s), *Advances in Neural Information Processing Systems*, b
a25. h h 2012. R
<https://proceedings.neurips.cc/paper/2012/file/c399862d3b9d6b76c8436e924a68c45b-Paper.pdf>.
- #4] hUIgh <https://www.ul.com/>, 2022. (s05/31/2022).
- #5] MKEB dS E
hnh hlog
h h h
h2021.
- #6] MNS hAPV
nl, hB hE RI Dd
h h h *Proceedings of the conference on fairness, accountability, and transparency*, p22029, 2019.
- #7] MAKARAB
S hGHs h, h
N hYh h
h h h
h *Nature Electronics*, 4(1):5463, 2021.
- #8] M h h h h
h h h <https://github.com/jomjol/AI-on-the-edge-device>, 2021. (s05/27/2022).
- #9] hSI h *Synthetic data for deep learning*.
h2021.
- #10] g S H h h h h
h h h h <https://www.technologyreview.com/2017/03/29/243161/>, 2017. (s05/26/2022).
- #11] REOS h h h
h h h *Proceedings of the European Conference on Computer Vision (ECCV)*, p580595, 2018.
- #12] h h h h
h h h *2016 IEEE International Conference on Data Science and Advanced Analytics (DSAA)*, p399410, 2016. d10 .1109/.2016.49.
- #13] h B h h h h
h h h <https://tinyml.seas.harvard.edu/>, 2022. (s05/24/2022).
- #14] h h h h h
h h h *Proceedings of the 53rd ACM Technical Symposium on Computer Science Education V. 2*, p1159+159, 2022.
- #15] h h h h h h h
h h h *Research symposium on tiny machine learning*, 2020.
- #16] h h h h h
h h h h h
h h h *arXiv preprint arXiv:2201.01863*, 2022.
- #17] h h h h h
h <https://www.edge-ai-vision.com/2017/08/always-on-vision-becomes-a-reality-a-presentation-from-qualcomm-research/>, 2017. (s05/26/2022).
- #18] h h h h h
h 100,000+ h h
h h 2016. R <https://arxiv.org/abs/1606.05250>.
- #19] h h h h h
h h h <https://www.edx.org/professional-certificate/harvardx-tiny-machine-learning>, 2021. (s05/24/2022).
- #20] h .V J h h h h
h <https://www.edx.org/course/mlops-for-scaling-tinyml>, 2022. (s05/31/2022).
- #21] h h h h h h
h h h 2021. R <https://arxiv.org/abs/2102.11447>.
- #22] h h h h h h h
h h h h h
h h h *ACM Transactions on Computer Systems (TOCS)*, 37(1-4):132, 2021.

- [63] R O D J, S H K J, S S M S H Z K A K, A B M B A C A F L I n, *arXiv* 2014. R <https://arxiv.org/abs/1409.0575>.
- [64] S N K S H I H A D, P P A D L M J u o, *arXiv* 2021. R *proceedings of the 2021 CHI Conference on Human Factors in Computing Systems*, p145, 2021.
- [65] S M P G M E N, d S P, *arXiv* 2020. R *NPJ digital medicine*, 3(1):14, 2020.
- [66] S Z H J H P D, *arXiv* 2019. R <https://edgeimpulse.com/>, 2019. (d 05/27/2022).
- [67] S S S D, *arXiv* 2018. R <https://developer.sony.com/develop/spresense/>, 2018. (d 05/24/2022).
- [68] S P f o n, *arXiv* 2022. R https://www.st.com/content/st_com/en/about/st_approach_to_sustainability/sustainability-priorities/sustainable-technology/eco-design/footprint-of-a-microcontroller.html, 2022. (d 05/24/2022).
- [69] S C H i g e a n, *arXiv* 2022. R <https://www.consumerreports.org/>, 2022. (d 05/31/2022).
- [70] S E 2022 S P r i g E, *arXiv* 2022. R <https://www.rohsguide.com/>, 2022. (d 05/24/2022).
- [71] S P a t h A E g, *arXiv* 2017. R *A Practical Guide, 1st Ed., Cham: Springer International Publishing*, 10 (3152676):105555, 2017.
- [72] S X H J, S E M d h M, *arXiv* 2014. R *2014 IEEE International Conference on Communications (ICC)*, p 725730. E2014.
- [73] S P a d D, *arXiv* 2019. R *Tinyml: Machine learning with tensorflow lite on arduino and ultra-low-power microcontrollers*. C2019.
- [74] S V K E T M d y D A, *arXiv* 2016. R *Journal of Big data*, 3(1): 140, 2016.
- [75] S W K M i n g, *arXiv* 1996. R *Machine learning*, 23(1):69401, 1996.
- [76] S W M S D S i n g, *arXiv* 2017. R *Proceedings of the IEEE*, 105(6):983984, 2017.
- [77] S W C J, S R G U A B, S A N N K E G B F A, S H I, B C t h S i n, *arXiv* 2021. R *preprint arXiv:2111.00364*, 2021.
- [78] S Y S P a n g L v C A, *arXiv* 2021. R <https://mp.weixin.qq.com/s/BF94p22bUlyri3yYqBYCsQ>, 2021. (d 05/27/2022).
- [79] S J, G J, S Y d h H, *arXiv* 2014. R *Advances in neural information processing systems*, 27, 2014.
- [80] S Y S N L L, d i V b i, *arXiv* 2017. R <https://arxiv.org/abs/1711.07128>.
- [81] S Y S N L L, d i V b i, *arXiv* 2017. R *preprint arXiv:1711.07128*, 2017.
- [82] S F Q Z, S K X D E Y W H, S X H d i Q A n, *arXiv* 2020. R *Proceedings of the IEEE*, 109(1): 4376, 2020.