

Quickest Change Detection in the Presence of Transient Adversarial Attacks

Thirupathaiiah Vasantam
Dept. of CICS
University of Massachusetts
Amherst, USA
tvasantam@umass.edu

Don Towsley
Dept. of CICS
University of Massachusetts
Amherst, USA
towsley@cs.umass.edu

Venugopal V. Veeravalli
Dept. of ECE
University of Illinois
Urbana-Champaign, USA
vuv@illinois.edu

Abstract—We study a monitoring system in which the distributions of sensors’ observations change from a nominal distribution to an abnormal distribution in response to an adversary’s presence. The system uses the quickest change detection procedure, the Shewhart rule, to detect the adversary that uses its resources to affect the abnormal distribution, so as to hide its presence. The metric of interest is the probability of missed detection within a predefined number of time-slots after the changepoint. Assuming that the adversary’s resource constraints are known to the detector, we find the number of required sensors to make the worst-case probability of missed detection less than an acceptable level. The distributions of observations are assumed to be Gaussian, and the presence of the adversary affects their mean. We also provide simulation results to support our analysis.

Index Terms—Quick change detection, Transient change detection, Shewhart test, CUSUM test.

I. INTRODUCTION

The problem of quick detection of changes in statistical properties of a random process appears in many applications, ranging from fault detection, radar signal processing, industrial quality control, and navigational systems [1]–[4]. The existing works on this detection problem have focused on two types of models. The first is the quick change detection (QCD) problem, which deals with the case where the distribution changes from a nominal distribution to another distribution. The second is the transient change detection (TCD) problem, where the distribution changes from the nominal distribution to an abnormal distribution for a finite duration, and then it reverts back to the original nominal distribution. The problem of interest in this paper is a hybrid of the QCD and TCD problems. As in the QCD problem, the distribution of the observations changes persistently to a different distribution in response to an adversary; however, for a certain number of time-slots after the changepoint, the adversary controls the abnormal distribution by investing resources with the goal of hindering the change detection. Once the adversary’s resources expire, the distribution of the observations returns to the persistent abnormal distribution.

The main objective in the QCD problem is to minimize average detection delay, subject to certain false-alarm constraints. In the Bayesian framework, under the assumption that

the changepoint is a random variable with a known distribution (typically geometric), the optimization problem is to minimize the average detection delay with an upper bound constraint on the probability of false-alarm [5]. When the changepoint is deterministic but unknown, the detection problem is studied using a minimax framework, where the objective is to minimize the worst-case average detection delay, subject to a lower bound constraint on the mean time to false-alarm [6], [7]. The Cumulative Sum (CUSUM) test introduced by Page [8], was shown to achieve optimal performance in [9].

For many applications such as monitoring in global navigation satellite systems (GNSSs) [10], monitoring in water distribution systems [3], monitoring in industrial processes [11], it is of interest to detect abnormalities in a monitoring process with a certain tolerable detection delay, say K time-slots after the changepoint, and if the detector announces a change in the distribution after K time-slots then it is considered to be a missed detection. Hence the goal here is to minimize the probability of missed detection (PMD) in K time-slots after the changepoint. Such a metric is commonly used in TCD problems, with K corresponding to the duration of the transient.

In [12], it was shown that the Shewhart test [13] minimizes the PMD when $K = 1$. The performance of CUSUM based algorithms for finite observation intervals was studied in [14], [15]. The performance of a window length-based CUSUM test was investigated in [3], [16], where they obtained some upper bounds on the PMD and proposed a numerical method to compute the PMD. Recently, some performance bounds for the finite moving average method were obtained in [2].

We assume that the detector uses M active sensors for detection, and that the adversary uses its resources to attack all of the active sensors. We find the least number of sensors that the detector must use to make the worst-case PMD in K time-slots after the changepoint less than some acceptable level.

The rest of the paper is organized as follows. In Section II, we introduce the model. In Section III, we define the stopping rule and provide some preliminary results. In Section IV, we give the main results on the worst-case PMD achievable by the adversary. In Section V, we provide some numerical results to validate our analysis, and in Section VI, we give some

concluding remarks.

II. PROBLEM MODEL

Consider a system with M sensors that take observations to detect an adversary's presence in the system. Let $\mathbf{X}_n = (X_n^{(1)}, \dots, X_n^{(M)})$ where $X_n^{(i)}$ is the observation of sensor i at time-slot n . The elements of the sequence $\{\mathbf{X}_n\}_{n \geq 1}$ are assumed to be independent random variables. Furthermore, $\{X_n^{(i)}\}_{1 \leq i \leq M}$ are assumed to be independent and identically distributed random variables for each n . We assume that the observations are real-valued and continuous, and have probability density functions (pdfs). The pdf of $X_n^{(i)}$ is denoted by $p_{X,n}$. The nominal pdf of the system is denoted by f_0 . In previous works, the distribution is assumed to change from a distribution with pdf f_0 to another distribution with pdf f_1 at a deterministic but unknown time instant referred to as the changepoint, denoted by ν . In this paper, we assume that an adversary changes the pdf $p_{X,n}$ from f_0 to $\psi_{\gamma(\theta)}$, where the parameter θ is chosen by the adversary and the function $\gamma(\theta)$ is defined as

$$\gamma(\theta) = \frac{\theta}{M}. \quad (1)$$

Here, the parameter θ indicates the amount of resources invested by the adversary in each time-slot to hide its presence and we assume that it uses $\gamma(\theta) = \frac{\theta}{M}$ resources on each sensor. We denote the Kullback-Leibler (KL) divergence between the distributions P and Q with pdfs p and q by $D(p, q)$, where

$$D(p, q) = \int p(x) \log \left(\frac{p(x)}{q(x)} \right) dx. \quad (2)$$

We make an assumption that the KL divergence $D(\psi_{\gamma(\theta)}, f_0)$ decreases monotonically in θ and $\lim_{\theta \rightarrow \infty} D(\psi_{\gamma(\theta)}, f_0) = 0$, indicating that $\psi_{\gamma(\theta)}$ is nearly the same as f_0 when θ is large. If the adversary does not put any effort to hide its presence, then $\theta = 0$. Also, we assume that $\psi_{\gamma(\infty)} = f_0$ and $\psi_{\gamma(0)} = f_1$. Furthermore, the adversary is assumed to have a finite amount of resources to change the post-change distribution's pdf from f_1 to $\psi_{\gamma(\theta)}$, $\theta > 0$, for a duration of L_θ time-slots after the changepoint. Precisely, we consider the following framework: at time-slot n the pdf $p_{X,n}$ is equal to $\psi_{\gamma(\theta)}$ where the function $\gamma(\theta)$ satisfies

$$\gamma(\theta) = \begin{cases} \infty, & \text{for } 1 \leq n \leq \nu \\ \frac{\theta}{M}, & \text{for } \nu + 1 \leq n \leq \nu + L_\theta \\ 0, & \text{for } n \geq \nu + L_\theta + 1, \end{cases} \quad (3)$$

satisfying $\theta \in \mathbb{R}_+$ and $L_\theta \in \mathbb{Z}_+$ is a decreasing function of θ . Let A be the total amount of resources of the adversary and θ the amount of invested resources in each time-slot, then L_θ is the largest integer satisfying $L_\theta \leq \frac{A}{\theta}$.

Let $Q_\theta(K, M, A)$ be the PMD in K time-slots after the changepoint, where K is a fixed parameter with $K \geq L_\theta$. An adversary's objective is to maximize its impact on the system by maximizing $Q_\theta(K, M, A)$. Hence, the adversary's objective is to find θ that maximizes $Q_\theta(K, M, A)$. We assume that the system operator uses a detector with the Shewhart stopping rule to detect changes in the distributions of the observations

under the assumption that f_0 and f_1 are pre-change and post-change pdfs, respectively. The detector is unaware of the adversary's actions during the transient regime. However, under the assumption that the detector has information about the adversary's resources, we first compute θ that results in the worst-case PMD. We then find the number of sensors to be used by the detector to make the worst-case PMD less than a predefined parameter δ .

In this paper, we study the scenario where the distributions are Gaussian and focus on the mean-change problem. However, the analysis can be generalized to other settings. For a random variable Z_n , we write the conditional probabilities and expectations as $\mathbb{P}_{\nu, \theta}(Z_n)$ and $\mathbb{E}_{\nu, \theta}[Z_n]$ when the changepoint is ν and each sensor's observation has pdf $\psi_{\gamma(\theta)}$ in time-slot n . Also, $\mathbb{P}_\infty(Z_n)$ and $\mathbb{E}_\infty[Z_n]$ are the conditional probabilities and expectations of Z_n when the observations of sensors have nominal distributions in time-slot n .

III. STOPPING RULE

In this section, we first define the stopping rule, and then we derive an expression for $Q_\theta(K, M, A)$.

Let g_θ be the joint pdf of \mathbf{X}_n when the adversary uses θ resources in each time-slot in the transient regime after the changepoint and g_∞ be the joint pre-change pdf of \mathbf{X}_n . Next, we define the stopping test. The detector is assumed to have information that the adversary has at most A resources.

Definition 1: Shewhart test: For given false-alarm probability α the stopping time T is defined as

$$T \triangleq \inf \{n \geq 1 : w(\mathbf{X}_n) \geq h'\}, \quad (4)$$

where $w(\mathbf{X}_n) = \sup_{\theta \in [0, A]} \log \left(\frac{g_\theta(\mathbf{X}_n)}{g_\infty(\mathbf{X}_n)} \right)$ and h' is selected such that $\mathbb{P}_\infty(w(\mathbf{X}_n) \geq h') = \alpha$.

Now we use the assumption that the distributions of observations are Gaussian. Let ϕ_z be the pdf of the Gaussian distribution $\mathcal{N}(\mu_z, 1)$, where z is a parameter that defines the mean μ_z . The function μ_z decreases monotonically in z satisfying $\lim_{z \rightarrow \infty} \mu_z = 0$. Since the observations' distributions are Gaussian

$$\phi_{\gamma(\theta)} = \psi_{\gamma(\theta)}, \quad (5)$$

for $\theta \in \mathbb{R}_+$. The nominal and the persistent abnormal pdfs are assumed be $f_0 = \phi_\infty$ and $f_1 = \phi_0$, respectively.

For the mean-change problem, it can be verified that the likelihood ratio $\log \left(\frac{g_\theta(\mathbf{X}_n)}{g_\infty(\mathbf{X}_n)} \right)$ is a monotonically increasing function in Y_n defined by

$$Y_n = \sum_{i=1}^M X_n^{(i)}. \quad (6)$$

Hence the Shewhart stopping time T simplifies to the following form:

$$T \triangleq \inf \{n \geq 1 : Y_n \geq h\}, \quad (7)$$

where h is selected such that

$$\mathbb{P}_\infty(Y_n \geq h) = \alpha. \quad (8)$$

Let q_θ be the PMD in a time-slot given by

$$q_\theta = \mathbb{P}_{\nu, \theta}(Y_n < h). \quad (9)$$

Then it can be shown that

$$q_\theta = \Phi_\infty(\Phi_\infty^{-1}(1 - \alpha) - \sqrt{M}\mu_{\gamma(\theta)}), \quad (10)$$

where, $\Phi_\infty(\cdot)$ is the cumulative distribution function (CDF) of $\mathcal{N}(0, 1)$ and $\Phi_\infty^{-1}(\cdot)$ is the inverse function of $\Phi_\infty(\cdot)$.

We give an expression for $Q_\theta(K, M, A)$ in the following Lemma and skip the proof as it follows immediately.

Lemma 1: For given α with $\mu_\theta > 0$ and $\mu_0 > 0$, we obtain

$$Q_\theta(K, M, A) = q_\theta^{L_\theta} \times q_0^{K-L_\theta}. \quad (11)$$

Note that the PMD $Q_\theta(K, M, A)$ decreases monotonically with the number of sensors M .

Remark 1: Since μ_θ decreases monotonically in θ , we have that

$$q_\theta > q_0. \quad (12)$$

The above inequality reflects that the probability of missed detection in a single time-slot increases with the amount of invested resources of the adversary.

Note that although q_θ increases with θ , the length of the transient duration L_θ decreases with θ . Hence, the adversary chooses θ so as to maximize $Q_\theta(K, M, A)$.

Next, we show that if the adversary decides to invest θ resources in a time-slot, then it must invest $\frac{\theta}{M}$ resources on each sensor to maximize the probability of missed detection. Assuming that the detector uses the stopping test T defined in (7), suppose $q_\theta^{(1)}$ is the probability of missed detection per time-slot when the adversary spends θ_i resources on Sensor i ($1 \leq i \leq M$) such that $\sum_{i=1}^M \theta_i = \theta$. Similarly, suppose $q_\theta^{(2)}$ is the probability of missed detection per time-slot when the adversary spends $\frac{\theta}{M}$ resources on each sensor.

Lemma 2: We show that

$$q_\theta^{(2)} \geq q_\theta^{(1)}. \quad (13)$$

Proof It can be shown that

$$q_\theta^{(1)} = \Phi_\infty\left(\Phi_\infty^{-1}(1 - \alpha) - \frac{1}{\sqrt{M}} \sum_{i=1}^M \mu_{\theta_i}\right) \quad (14)$$

and

$$q_\theta^{(2)} = \Phi_\infty\left(\Phi_\infty^{-1}(1 - \alpha) - \sqrt{M}\mu_{\frac{\theta}{M}}\right). \quad (15)$$

To prove the result, we need to show that

$$\sqrt{M}\mu_{\frac{\theta}{M}} \leq \frac{1}{\sqrt{M}} \sum_{i=1}^M \mu_{\theta_i}. \quad (16)$$

That is, we need to show

$$\mu_{\frac{\theta}{M}} \leq \frac{1}{M} \sum_{i=1}^M \mu_{\theta_i}. \quad (17)$$

Since μ_θ is strictly convex in θ , from Jensen's inequality [1], we obtain

$$\frac{1}{M} \sum_{i=1}^M \mu_{\theta_i} \geq \mu_{\sum_{i=1}^M \frac{\theta_i}{M}} = \mu_{\frac{\theta}{M}}. \quad (18)$$

This completes the proof. \square

From the above result, the detector can assume that the adversary spends resources equally on each sensor.

IV. MAIN RESULTS

In this section, we show that there exists a unique θ that maximizes $Q_\theta(K, M, A)$ under certain sufficient conditions for given K and A . In our analysis, we study various types of functions for L_θ . Although L_θ is an integer value, we allow a real valued L_θ to simplify our analysis.

Next, we define some useful notation. Define r_θ as

$$r_\theta = \log(Q_\theta(K, M, A)). \quad (19)$$

Then we have

$$\begin{aligned} r_\theta &= L_\theta \log(q_\theta) + (K - L_\theta) \log(q_0) \\ &= L_\theta \log\left(\frac{q_\theta}{q_0}\right) + K \log(q_0). \end{aligned} \quad (20)$$

The optimal θ that maximizes $Q_\theta(K, M, A)$ is a solution of the following equation

$$\frac{dr_\theta}{d\theta} = \frac{dL_\theta}{d\theta} \log\left(\frac{q_\theta}{q_0}\right) + \frac{L_\theta}{q_\theta} \frac{dq_\theta}{d\theta} = 0. \quad (21)$$

Next, we establish the following preliminary result.

Lemma 3: Let $\phi_\infty(\cdot)$ and $\Phi_\infty(\cdot)$ be the pdf and CDF of a $\mathcal{N}(0, 1)$ random variable. Then, for $x \in \mathbb{R}$

$$\frac{\phi_\infty(x)}{\Phi_\infty(x)} + x > 0. \quad (22)$$

Proof For $x \in \mathbb{R}_+$, clearly, we have $\frac{\phi_\infty(x)}{\Phi_\infty(x)} + x > 0$. We next show that even for $x < 0$, the result $\frac{\phi_\infty(x)}{\Phi_\infty(x)} + x > 0$ holds. For $y > 0$, if X is an $\mathcal{N}(0, 1)$ random variable, then we can write

$$\mathbb{E}(X|X > y) = \frac{1}{1 - \Phi_\infty(y)} \int_{z=y}^{\infty} z \phi_\infty(z) dz \quad (23)$$

$$= \frac{\phi_\infty(y)}{1 - \Phi_\infty(y)}. \quad (24)$$

Since $\phi_\infty(y) = \phi_\infty(-y)$ and $\Phi_\infty(y) + \Phi_\infty(-y) = 1$, we get

$$\mathbb{E}(X|X > y) = \frac{\phi_\infty(-y)}{\Phi_\infty(-y)}. \quad (25)$$

Due to the fact that $\mathbb{E}(X|X > y) > y$, we obtain

$$\frac{\phi_\infty(-y)}{\Phi_\infty(-y)} > y. \quad (26)$$

Hence, $\frac{\phi_\infty(-y)}{\Phi_\infty(-y)} + (-y) > 0$ for $y > 0$. \square

Next, we will show that under certain conditions, we obtain $\frac{d^2 r_\theta}{d\theta^2} < 0$, which implies the uniqueness of a critical point. We use the notation $x^* = \Phi_\infty^{-1}(1 - \alpha)$.

Theorem 1: If μ_θ is strictly convex and L_θ is strictly concave, then there exists a unique critical point for r_θ denoted by θ^* . Furthermore, r_θ increases with θ up to θ^* and then it decreases with θ . The critical point θ^* is found by solving (21).

Proof From (21), it can be shown that

$$\begin{aligned} \frac{d^2 r_\theta}{d^2 \theta} &= \frac{d^2 L_\theta}{d^2 \theta} \log\left(\frac{q_\theta}{q_0}\right) + 2 \frac{dL_\theta}{d\theta} \frac{1}{q_\theta} \frac{dq_\theta}{d\theta} \\ &\quad - \frac{L_\theta}{q_\theta^2} \left(\frac{dq_\theta}{d\theta}\right)^2 + \frac{L_\theta}{q_\theta} \frac{d^2 q_\theta}{d^2 \theta}. \end{aligned} \quad (27)$$

Also, we can show that

$$\frac{dq_\theta}{d\theta} = \frac{1}{\sqrt{M}} \phi_\infty(x^* - \sqrt{M} \mu_\gamma(\theta)) \left(\frac{-d\mu_\gamma(\theta)}{d\theta}\right) \quad (28)$$

and

$$\begin{aligned} \frac{d^2 q_\theta}{d^2 \theta} &= (x^* - \sqrt{M} \mu_\gamma(\theta)) \frac{1}{M} \phi_\infty(x^* - \sqrt{M} \mu_\gamma(\theta)) \left(\frac{-d\mu_\gamma(\theta)}{d\theta}\right)^2 \\ &\quad + \frac{1}{M\sqrt{M}} \phi_\infty(x^* - \sqrt{M} \mu_\gamma(\theta)) \left(\frac{-d^2 \mu_\gamma(\theta)}{d^2 \theta}\right). \end{aligned} \quad (29)$$

By using (28)-(29) and (29), we obtain

$$\begin{aligned} \frac{d^2 r_\theta}{d^2 \theta} &= \frac{d^2 L_\theta}{d^2 \theta} \log\left(\frac{q_\theta}{q_0}\right) \\ &\quad + 2 \frac{dL_\theta}{d\theta} \frac{1}{q_\theta} \frac{1}{\sqrt{M}} \phi_\infty(x^* - \sqrt{M} \mu_\gamma(\theta)) \left(\frac{-d\mu_\gamma(\theta)}{d\theta}\right) \\ &\quad - \frac{L_\theta}{q_\theta} \left(\frac{1}{\sqrt{M}} \phi_\infty(x^* - \sqrt{M} \mu_\gamma(\theta)) \left(\frac{-d\mu_\gamma(\theta)}{d\theta}\right)\right)^2 \\ &\quad \times \left(\frac{1}{q_\theta} \phi_\infty(x^* - \sqrt{M} \mu_\gamma(\theta)) + \frac{1}{\sqrt{M}} (x^* - \sqrt{M} \mu_\gamma(\theta))\right) \\ &\quad + \frac{L_\theta}{q_\theta} \frac{1}{M\sqrt{M}} \phi_\infty(x^* - \sqrt{M} \mu_\gamma(\theta)) \left(\frac{-d^2 \mu_\gamma(\theta)}{d^2 \theta}\right). \end{aligned} \quad (30)$$

Since $\frac{dL_\theta}{d\theta} < 0$, $\frac{d\mu_\theta}{d\theta} < 0$, $\frac{d^2 L_\theta}{d^2 \theta} < 0$, and $\frac{d^2 \mu_\theta}{d^2 \theta} > 0$, the first, second, and fourth terms on the right side of (30) are negative. To complete the proof, it remains to show that the third term is also negative. For this, it suffices to show that $\frac{1}{q_\theta} \phi_\infty(x^* - \sqrt{M} \mu_\gamma(\theta)) + \frac{1}{\sqrt{M}} (x^* - \sqrt{M} \mu_\gamma(\theta)) > 0$. This holds if $(x^* - \sqrt{M} \mu_\gamma(\theta)) > 0$. On the other hand, if $(x^* - \sqrt{M} \mu_\gamma(\theta)) < 0$, then

$$\frac{1}{\sqrt{M}} (x^* - \sqrt{M} \mu_\gamma(\theta)) > (x^* - \sqrt{M} \mu_\gamma(\theta)). \quad (31)$$

Finally, from Lemma 3, we get $\frac{1}{q_\theta} \phi_\infty(x^* - \sqrt{M} \mu_\gamma(\theta)) + \frac{1}{\sqrt{M}} (x^* - \sqrt{M} \mu_\gamma(\theta)) > 0$. \square

Note that if L_θ is strictly convex, then the first term on the right side of (30) is positive. Hence, the results of Theorem 1 cannot be extended to the case if L_θ is convex. However, we will show that the uniqueness of a critical point holds for certain types of convex functions for L_θ . We study the following two cases: $L_\theta = \frac{A}{\theta}$ and $L_\theta = ae^{-\theta}$. Here, a is chosen such that the total invested resources is less than A .

Theorem 2: For $L_\theta = \frac{A}{\theta}$, if μ_θ is strictly convex, then there exists a unique critical point for r_θ denoted by θ^* . Furthermore, r_θ increases with θ up to θ^* and then it decreases with θ . The critical point θ^* satisfies

$$\theta^* = -\frac{\sqrt{M} q_{\theta^*} \log\left(\frac{q_{\theta^*}}{q_0}\right)}{\phi_\infty(x^* - \sqrt{M} \mu_\gamma(\theta^*)) \frac{d\mu_\gamma(\theta^*)}{d\theta}}. \quad (32)$$

Proof By using $L_\theta = \frac{A}{\theta}$ and (21), we obtain that a critical point satisfies

$$-\frac{A}{\theta^2} \log\left(\frac{q_\theta}{q_0}\right) + \frac{A}{\theta q_\theta} \left(\frac{dq_\theta}{d\theta}\right) = 0. \quad (33)$$

After simplifications we obtain

$$-\log\left(\frac{q_\theta}{q_0}\right) + \frac{\theta}{q_\theta} \left(\frac{dq_\theta}{d\theta}\right) = 0. \quad (34)$$

Let b_θ be defined as

$$b_\theta = -\log\left(\frac{q_\theta}{q_0}\right) + \frac{\theta}{q_\theta} \left(\frac{dq_\theta}{d\theta}\right). \quad (35)$$

Then every critical point satisfies $b_\theta = 0$. We will show that $\frac{db_\theta}{d\theta} < 0$ which implies that there exists a unique solution to the equation $b_\theta = 0$. It can be verified that

$$\frac{db_\theta}{d\theta} = -\theta \frac{1}{q_\theta^2} \left(\frac{dq_\theta}{d\theta}\right)^2 + \frac{\theta}{q_\theta} \left(\frac{d^2 q_\theta}{d^2 \theta}\right). \quad (36)$$

From (28) and (29), we can write

$$\begin{aligned} \frac{db_\theta}{d\theta} &= -\frac{\theta}{q_\theta} \left(\frac{1}{\sqrt{M}} \phi_\infty(x^* - \sqrt{M} \mu_\gamma(\theta)) \left(\frac{-d\mu_\gamma(\theta)}{d\theta}\right)\right)^2 \\ &\quad \times \left(\frac{1}{q_\theta} \phi_\infty(x^* - \sqrt{M} \mu_\gamma(\theta)) + \frac{1}{\sqrt{M}} (x^* - \sqrt{M} \mu_\gamma(\theta))\right) \\ &\quad + \frac{\theta}{q_\theta} \frac{1}{M\sqrt{M}} \phi_\infty(x^* - \sqrt{M} \mu_\gamma(\theta)) \left(\frac{-d^2 \mu_\gamma(\theta)}{d^2 \theta}\right). \end{aligned} \quad (37)$$

From Lemma 3 and the conditions $\frac{d\mu_\theta}{d\theta} < 0$, $\frac{d^2 \mu_\theta}{d^2 \theta} > 0$, we have $\frac{db_\theta}{d\theta} < 0$. Therefore, there exists a unique critical point denoted by θ^* .

Now the condition that $\frac{dr_\theta}{d\theta} > 0$ is equivalent to $b_\theta > 0$. Since b_θ is monotonically decreasing with θ we must have $\theta < \theta^*$ to satisfy the condition $\frac{dr_\theta}{d\theta} > 0$. Similarly, we can show that $\frac{dr_\theta}{d\theta} < 0$ for $\theta > \theta^*$.

Finally, by using the result that the unique critical point θ^* satisfies $b_\theta = 0$, we obtain (32). This completes the proof. \square

We now study the case of $L_\theta = ae^{-\theta}$.

Theorem 3: For $L_\theta = ae^{-\theta}$, if μ_θ is strictly convex, then there exists a unique critical point for r_θ denoted by θ^* . Furthermore, r_θ increases with θ up to θ^* and then it decreases with θ . The critical point θ^* satisfies

$$q_{\theta^*} = -\frac{\phi_\infty(x^* - \sqrt{M} \mu_\gamma(\theta^*)) \frac{d\mu_\gamma(\theta^*)}{d\theta}}{\sqrt{M} \log\left(\frac{q_{\theta^*}}{q_0}\right)}. \quad (38)$$

Proof By using $L_\theta = ae^{-\theta}$ and (21), we obtain that a critical point satisfies

$$-ae^{-\theta} \log\left(\frac{q_\theta}{q_0}\right) + \frac{ae^{-\theta}}{q_\theta} \left(\frac{dq_\theta}{d\theta}\right) = 0. \quad (39)$$

After simplifications we obtain

$$-\log\left(\frac{q_\theta}{q_0}\right) + \frac{1}{q_\theta} \left(\frac{dq_\theta}{d\theta}\right) = 0. \quad (40)$$

Let b_θ be defined as

$$b_\theta = -\log\left(\frac{q_\theta}{q_0}\right) + \frac{1}{q_\theta} \left(\frac{dq_\theta}{d\theta}\right). \quad (41)$$

Then every critical point satisfies $b_\theta = 0$. We will show that $\frac{db_\theta}{d\theta} < 0$ which implies that there exists a unique solution to $b_\theta = 0$. It can be verified that

$$\frac{db_\theta}{d\theta} = -\frac{1}{q_\theta} \frac{dq_\theta}{d\theta} - \frac{1}{q_\theta^2} \left(\frac{dq_\theta}{d\theta}\right)^2 + \frac{1}{q_\theta} \left(\frac{d^2q_\theta}{d\theta^2}\right). \quad (42)$$

From (28) and (29), we can write

$$\begin{aligned} \frac{db_\theta}{d\theta} &= -\frac{1}{q_\theta} \frac{1}{\sqrt{M}} \phi_\infty(x^* - \sqrt{M}\mu_\gamma(\theta)) \left(\frac{-d\mu_\gamma(\theta)}{d\theta}\right) \\ &\quad - \frac{1}{q_\theta} \left(\frac{1}{\sqrt{M}} \phi_\infty(x^* - \sqrt{M}\mu_\gamma(\theta)) \left(\frac{-d\mu_\gamma(\theta)}{d\theta}\right)\right)^2 \\ &\quad \times \left(\frac{1}{q_\theta} \phi_\infty(x^* - \sqrt{M}\mu_\gamma(\theta)) + \frac{1}{\sqrt{M}}(x^* - \sqrt{M}\mu_\gamma(\theta))\right) \\ &\quad + \frac{1}{q_\theta} \frac{1}{M\sqrt{M}} \phi_\infty(x^* - \sqrt{M}\mu_\gamma(\theta)) \left(\frac{-d^2\mu_\gamma(\theta)}{d^2\theta}\right). \quad (43) \end{aligned}$$

From Lemma 3 and the conditions $\frac{d\mu_\theta}{d\theta} < 0$, $\frac{d^2\mu_\theta}{d^2\theta} > 0$, we have $\frac{db_\theta}{d\theta} < 0$. Therefore, there exists a unique critical point denoted by θ^* .

Now the condition that $\frac{dr_\theta}{d\theta} > 0$ is equivalent to $b_\theta > 0$. Since b_θ is monotonically decreasing with θ we must have $\theta < \theta^*$ to satisfy the condition $\frac{dr_\theta}{d\theta} > 0$. Similarly, we can show that $\frac{dr_\theta}{d\theta} < 0$ for $\theta > \theta^*$.

Finally, by using the result that the unique critical point θ^* satisfies $b_\theta = 0$, we obtain (32). This completes the proof. \square

V. NUMERICAL RESULTS

In this section, we provide some numerical results to support our analysis. We choose the following parameters for our simulations: $A = 1.5$, $K = 15$, $\alpha = 0.1$, ϕ_∞ is the pdf of $\mathcal{N}(0, 1)$, and ϕ_θ is the pdf of $\mathcal{N}(\mu_\theta, 1)$. We choose θ to be in the range $[0.1, 1.5]$ so that $L_\theta \leq K$ and $\theta \leq A$.

We consider the following two different functions for μ_θ : $\mu_\theta^{(1)} = \frac{0.1}{1+10\theta}$ and $\mu_\theta^{(2)} = 0.2e^{-10\theta}$. For L_θ , we choose two types of functions: $L_\theta^{(1)} = 10Ae^{-\theta}$ and $L_\theta^{(2)} = \frac{A}{\theta}$. In Figures 1-4, we plot $Q_\theta(K, M, A)$ as a function of θ for different values of M . We observe that there exists a unique θ that maximizes $Q_\theta(K, M, A)$. Furthermore, the PMD decreases with the number of sensors. From Figure 1, we observe that the detector has to choose $M = 25$ to make the worst-case PMD less than $\delta = 0.05$ for the case $L_\theta = L_\theta^{(1)}$ and $\mu_\theta = \mu_\theta^{(1)}$. Similarly, we can find the number of sensors required to make the PMD less than 0.05 for the remaining cases.

VI. CONCLUSIONS

We considered a scenario where an adversary manipulates sensors' observations to reduce the probability of its detection within a certain number of time-slots after the changepoint. For the Gaussian mean-change problem, under the assumption

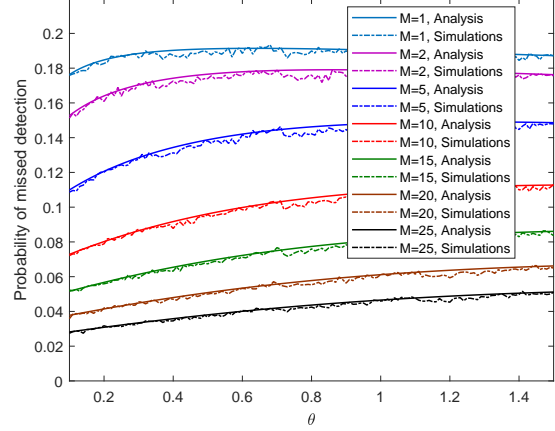


Fig. 1. $Q_\theta(K, M, A)$ vs θ , $L_\theta = L_\theta^{(1)}$, $\mu_\theta = \mu_\theta^{(1)}$

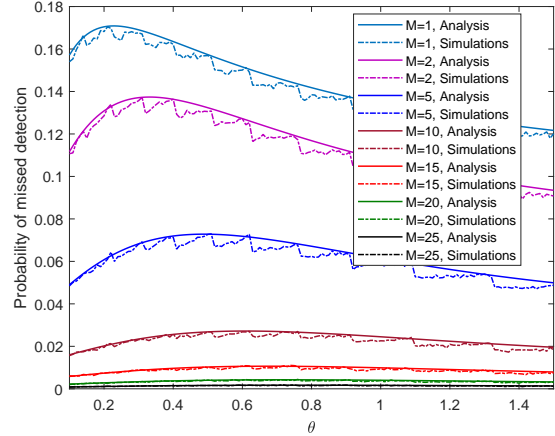


Fig. 2. $Q_\theta(K, M, A)$ vs θ , $L_\theta = L_\theta^{(1)}$, $\mu_\theta = \mu_\theta^{(2)}$

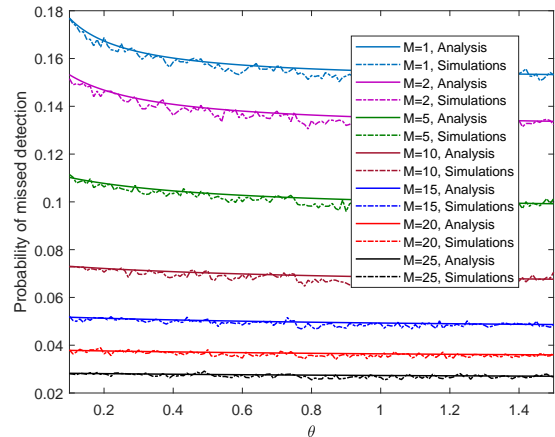


Fig. 3. $Q_\theta(K, M, A)$ vs θ , $L_\theta = L_\theta^{(2)}$, $\mu_\theta = \mu_\theta^{(1)}$

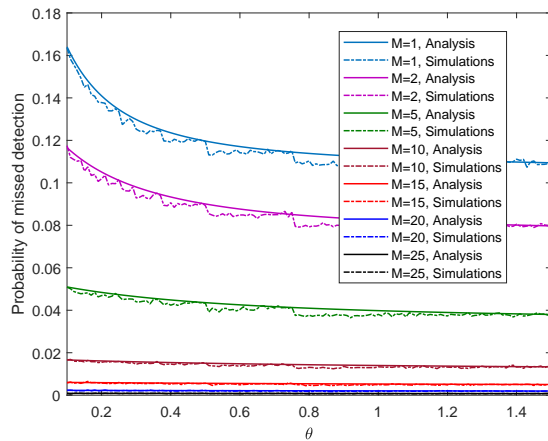


Fig. 4. $Q_{\theta}(K, M, A)$ v/s θ , $L_{\theta} = L_{\theta}^{(2)}$, $\mu_{\theta} = \mu_{\theta}^{(2)}$

that the detector uses the Shewhart stopping test, we showed the existence of a unique optimal parameter for the adversary to maximize the PMD. We then find sufficient number of sensors to be used such that the worst-case PMD is less than an acceptable level. In future work, it is of interest to extend the analysis to the setting where the detector can use different types of sensors and has budget constraints on resources that it can spend on sensors.

REFERENCES

- [1] H. Vincent Poor and Olympia Hadjiliadis, *Quickest detection*, vol. 9780521621045, Cambridge University Press, jan 2008.
- [2] D. Egea-Roca, J. A. López-Salcedo, G. Seco-Granados, and H. Vincent Poor, "Performance bounds for finite moving average tests in transient change detection," *IEEE Transactions on Signal Processing*, vol. 66, no. 6, pp. 1594–1606, 2018.
- [3] Blaise Kévin Guépié, Lionel Fillatre, and Igor Nikiforov, "Sequential detection of transient changes," *Sequential Analysis*, vol. 31, no. 4, pp. 528–547, 2012.
- [4] B. Bakhache and I. Nikiforov, "Reliable detection of faults in measurement systems," *International Journal of Adaptive Control and Signal Processing*, vol. 14, no. 7, pp. 683–700, 2000.
- [5] A. G. Tartakovsky and V. V. Veeravalli, "General asymptotic bayesian theory of quickest change detection," *Theory of Probability and its Applications*, vol. 49, no. 3, pp. 458–497, Oct. 2005.
- [6] G. Lorden, "Procedures for reacting to a change in distribution," *The Annals of Mathematical Statistics*, vol. 42, no. 6, pp. 1897–1908, 1971.
- [7] Moshe Pollak, "Optimal detection of a change in distribution," *Ann. Statist.*, vol. 13, no. 1, pp. 206–227, 03 1985.
- [8] E. S. Page, "Continuous inspection schemes," *Biometrika*, vol. 41, no. 1/2, pp. 100–115, 1954.
- [9] George V. Moustakides, "Optimal stopping times for detecting changes in distributions," *Ann. Statist.*, vol. 14, no. 4, pp. 1379–1387, 12 1986.
- [10] R. Toledo-Moreo, B. Úbeda, J. Santa, M. A. Zamora-Izquierdo, and A. F. Gómez-Skarmeta, "An analysis of positioning and map-matching issues for gnss-based road user charging," in *13th International IEEE Conference on Intelligent Transportation Systems*, 2010, pp. 1486–1491.
- [11] Anastasios Pouliezios and George S. Stavrakakis, *Real Time Fault Monitoring of Industrial Processes*, vol. 12, Springer Netherlands, 1994.
- [12] George V. Moustakides, "Multiple optimality properties of the shewhart test," *Sequential Analysis*, vol. 33, no. 3, pp. 318–344, 2014.
- [13] W. A. Shewhart, "Economic quality control of manufactured product1," *Bell System Technical Journal*, vol. 9, no. 2, pp. 364–389, 1930.
- [14] Z. J. Wang and P. Willett, "A variable threshold page procedure for detection of transient signals," *IEEE Transactions on Signal Processing*, vol. 53, pp. 4397–4402, 2005.
- [15] Zhen Wang and P. Willett, "A performance study of some transient detectors," *IEEE Transactions on Signal Processing*, vol. 48, no. 9, pp. 2682–2685, 2000.
- [16] Lionel Fillatre, Igor V. Nikiforov, and Van Long Do, "Sequential detection of transient changes in stochastic-dynamical systems," *Journal de la Societe Française de Statistique*, vol. 156, no. 4, pp. 60–97, 2015.