

An Empirical Study of IoT Security Aspects at Sentence-Level in Developer Textual Discussions

Nibir Mandal and Gias Uddin

DISA Lab, University of Calgary, Canada.

Abstract

Context: IoT is a rapidly emerging paradigm that now encompasses almost every aspect of our modern life. As such, ensuring the security of IoT devices is crucial. IoT devices can differ from traditional computing (e.g., low power, storage, computing), thereby the design and implementation of proper security measures can be challenging in IoT devices. We observed that IoT developers discuss their security-related challenges in developer forums like Stack Overflow (SO). However, we find that IoT security discussions can also be buried inside non-security discussions in SO.

Objective: In this paper, we aim to understand the challenges IoT developers face while applying security practices and techniques to IoT devices. We have two goals: (1) Develop a model that can automatically find security-related IoT discussions in SO, and (2) Study the model output (i.e., the security discussions) to learn about IoT developer security-related challenges.

Method: First, we download all 53K posts from StackOverflow (SO) that contain discussions about various IoT devices, tools, and techniques. Second, we manually labeled 5,919 sentences from 53K posts as 1 or 0 (i.e., whether they contain a security aspect or not). Third, we then use this benchmark to investigate a suite of deep learning transformer models. The best performing model is called SecBot. Fourth, we apply SecBot on the entire 53K posts and find around 30K sentences labeled as security. Fifth, we apply topic modeling to the 30K security-related sentences labeled by SecBot. Then we label and categorize the topics. Sixth, we analyze the evolution of the topics in SO.

Results: We found that (1) SecBot is based on the retraining of the deep learning model RoBERTa. SecBot offers the best F1-Score of .935, (2) there are six error categories in misclassified samples by SecBot. SecBot was mostly

wrong when the keywords/contexts were ambiguous (e.g., ‘gateway’ can be a security gateway or a simple gateway), (3) there are 9 security topics grouped into three categories: Software, Hardware, and Network, and (4) the highest number of topics belongs to software security, followed by network security and hardware security.

Conclusion: IoT researchers and vendors can use SecBot to collect and analyze security-related discussions from developer discussions in SO. The analysis of nine security-related topics can guide major IoT stakeholders like IoT Security Enthusiasts, Developers, Vendors, Educators, and Researchers in the rapidly emerging IoT ecosystems.

Keywords: IoT, security, Stack Overflow, Deep Learning, Empirical Study

1. Introduction

Internet of Things (IoT) is a rapidly emerging paradigm that is defined as the connection between places and physical objects (i.e., things) over the Internet via smart computing devices [9, 37]. This technological revolution now encompasses almost every aspect of our modern life, such as smart homes, cars, voice-enabled intelligent devices, and so on [4, 57]. Indeed, according to Statistica reports [1], the number of “smart” connected devices was 15 billion in 2015 and it is projected to be 75 billion by 2025 (i.e., 400% increase in ten years). As such, it is not surprising that interest in the IoT technologies is growing among developers to develop new architectures, tools, and techniques and to make those devices intelligent based on data analytics [50, 87].

The pervasiveness of IoT-based solutions in our daily lives has raised concerns about security in IoT [28, 32, 33]. Such concerns for IoT devices can be related to the implementation/adoption of security protocols (e.g., zigbee chain reaction [62]) and roles (e.g., authentication [36]), communication over the network (e.g., cross-device inference [28]), as well as the underlying hardware [40]. Indeed, ensuring the security of billions/trillions of IoT devices requires efforts of an unprecedented nature, unlike anything we have seen before [64]. As such, it is important to understand the challenges IoT developers face during their adoption of security principles and practices for IoT devices so that we can design effective techniques to address these challenges.

With interest in IoT growing, we observe discussions of IoT developers in online forums like Stack Overflow (SO). SO is a large online community where millions of developers ask and answer questions. To date, there are

around 120 million posts and 12 million registered users on SO [54]. Previously, several research has been conducted to analyze SO posts, e.g., to analyze discussions on big data [11], concurrency [3], programming issues [14], blockchain development [86], microservices [13], and security [89]. However, we are aware of no research that analyzed IoT security-related discussions on SO, although such insight can complement existing IoT literature, which so far has mainly used surveys to understand the issues and needs of IoT practitioners [9, 37, 4].

We observe that IoT developers are active in SO and they discuss the pros and cons of any IoT tools, devices, and technologies. Moreover, they are aware of the new release of IoT devices and there are sufficient discussions to get a full overview of security details in IoT devices. For example, a developer asked about ‘arduino’ security details in SO question $Q_{48854031}$. The discussion session contains multiple security concerns for ‘arduino’ where well-known developers share their valuable knowledge, including implementation support. This discussion is helpful for both new and advanced developers as they get insightful information and various aspects of the IoT[6]. Besides this, some recent studies indicate that they are currently facing challenges while developing or implementing IoT devices due to the intricacies and sensitivity of security details [73]. Thus, the developers require proper knowledge and standard implementation details to develop a secure device or tools. As IoT developers are following SO and sharing knowledge with others subtly, the community can follow the statutes available in SO while developing the security details of an IoT product. Moreover, the community can form a standard for developing IoT tools, which they can propagate through SO discussions. This will be helpful for the community to build a secure device and the users to have a secure device. In addition, the newcomer can gather IoT security knowledge from SO, which will help them to build more robust devices in the future, as the security standard will be continuously upgraded in the future. This will be beneficial for the vendors as well, because they will get direct feedback about their product from the community, and this will help them to keep up with the market demands. Therefore, the IoT security discussion in SO has great value for IoT stakeholders.

A major problem in supporting the automated analysis of IoT security discussions from SO is that such security discussions can be buried inside technical discussions of developers. For example, consider the answer to the SO question $Q_{33004863}$ in Figure 1. The question concerns two security software libraries (i.e., APIs), both of which contain the implementation of the

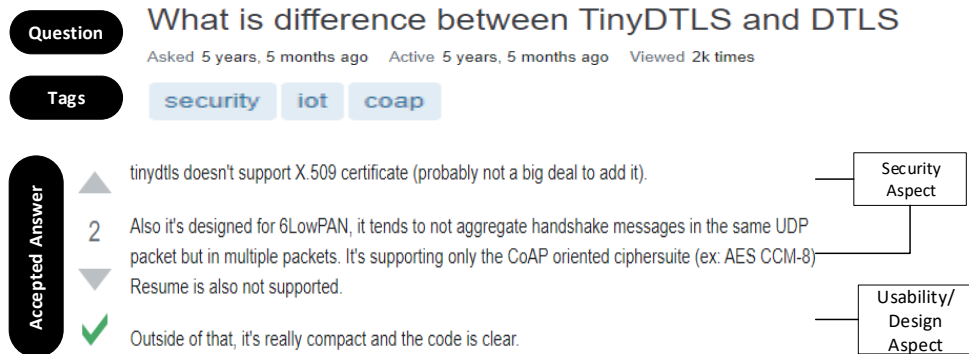


Figure 1: An IoT discussion in a Stack Overflow answer about TinyDTLS security and usability aspects ($Q_{33004863}$)

‘Datagram Transport Layer Security (DTLS)’ protocol. The DTLS is a communication protocol to provide security for software applications that operate in packet-switched networks where a datagram is a basic transfer unit. A datagram has a header and payload section. The protocol uses datagrams in a stateless manner to prevent malicious attacks like eavesdropping, tampering, or message forgery. The asker of $Q_{33004863}$ is particularly interested in the DTLS implementation in the tinyDTLS library because he needs to use the protocol in his IoT device. However, he is also worried about whether the tinyDTLS API offers limited features due to constrained resources and data size. The answer to the question does confirm that the tinyDTLS has limited security features, e.g., it does not support X.509 certificates. The last line of the answer, however, notes that the API is usable. Indeed, while the first three sentences in the answer are related to the security features of the tinyDTLS API, the last line is about the usability aspect of the API. Therefore, if we simply are interested in learning about security aspects of software in SO posts, we may want to only consider the first three sentences of the answer. This means that sentence-level security aspect detection in SO posts can be more precise and less noisy than post-level analysis. Therefore, we need automated techniques to precisely detect security aspects in SO developer discussions. Previously, Uddin and Khomh [83] developed a supervised shallow machine learning classifier to detect security aspects at sentence-level in SO posts. However, the classifier was not trained and tested on IoT-related sentences. This can affect the performance of the classifier

model as IoT security is different from traditional security. For example, in the IoT domain, X.509 indicates a public key certificate that is related to security. But in our traditional computation, we can consider this an entity or a number. A generic classifier model can't discern such security details from non-security discussions as the model is trained and designed to have generic knowledge. In fact, a security-specific model can not discern such discussions. Thus, we need to design a classifier model that has IoT domain knowledge. Moreover, the classifier that Uddin et al.[81] used also did not use recent advances in deep learning transformer models, which are found to outperform shallow learning models in software engineering (SE) datasets (e.g., sentiment classification [91]).

As a first step towards developing techniques to support the detection and analysis of IoT security discussions in SO at sentence-level, in this paper, we adopt two phases.

- **Phase 1.** We studied the effectiveness of a suite of deep learning (DL) models to detect security aspects on IoT discussions in SO.
- **Phase 2.** We studied the IoT topics found in the security-related sentences in SO, where the security-related sentences are detected by the best performing model from Phase 1.

In Phase 1, our focus is to study and find the best performing machine learning (ML) model that we can use to automatically detect security-related IoT discussions in SO. Detection of security aspects is the key to study IoT security-related discussions in SO. This is because, to the best of our knowledge, there is no existing technique to identify the security aspect of IoT posts. So, We collect 53K posts from SO based on 78 IoT tags (e.g., Arduino, Raspberry-pi). Then, we create an IoT security dataset of 5919 sentences from the IoT posts to assess the performance of deep learning (DL) models. In phase 1, we answered a total of three research questions.

RQ₁. How do the deep learning models perform to detect IoT security aspects in the benchmark?

We studied four optimized transformers- i.e., BERT[31], RoBERTa[48], XLNet[90], and DistilBERT[55] for this research question. Transformer-based advanced language models [43] are found to outperform other models in text classification (e.g., sentiment detection in SE [91]). In addition, recent studies suggest that a domain-specific DL model is more effective than a general-purpose deep learning model [72]. Thus, for this research question,

we also employ the BERTOverflow model, which has been pre-trained on SO dumps [71]. Indeed, in our security aspect detection, we find that the transformer models outperform the baseline SVM, which was found to be the most effective in security aspect detection by Uddin and Khomh [81] in a general purpose API review dataset. RoBERTa shows the best performance among the four transformer models, with an F1-Score of 0.935. We name this trained model SecBot.

RQ₂. What are the error categories in the misclassified cases of the best performing model?

From the model’s perspective, we analyze the misclassification of SecBot. It helps us get insights into the model and figure out the challenges of detecting security aspects in IoT discussions. We find that out of 5,919 samples in the IoT security dataset, SecBot misclassifies 139 sentences. We will analyze all 139 sentences. We discover six types of erroneous categories (i.e., ‘Ambiguous Keywords’, ‘Ambiguous Context’, ‘Implicit Context’, ‘Code Parsing Error’, ‘Text Parsing Error’, and ‘Infrequent/unknown Keywords’) in those samples.

In Phase 2, we apply SecBot to all sentences in our 53K IoT posts to detect security-related sentences. Out of the total 672K sentences, SecBot found around 30K security-related sentences. We studied the topics developers discussed about IoT security by answering two research questions.

RQ₃. What are topics in the IoT security discussions collected from the entire IoT SO dataset using the best performing model?

Topic modeling excavates useful information in a large dataset. In our case, we can learn about the security topics that developers ask, post, and answer in SO. Using SecBot, we found around 30K security-specific sentences. We apply topic modeling to the 30K sentences to learn about IoT security topics in developer discussions. We find 9 topics grouped into three categories: Software, Network, and Hardware. The largest number of topics belong to the software category, followed by the network category and the hardware category.

RQ₄. How do the IoT security topics evolve in SO?

Evolution studies of IoT security topics can be helpful for both developers, vendors, and investors to keep themselves up to date. IoT developers can learn about recent tools and technology where vendors and investors can learn about the developer’s interests in any technology or tool. We find that while software has the greatest number of topics, in recent years since 2017,

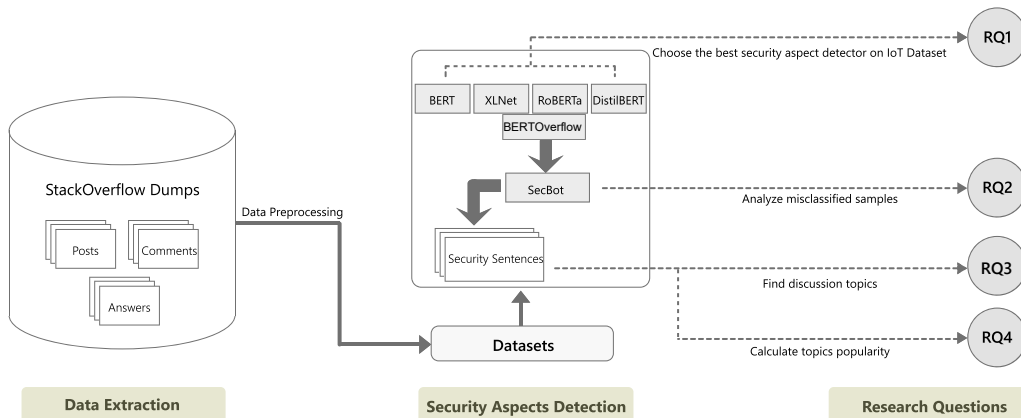


Figure 2: Overview of our empirical study

we see an almost equal number of security-related sentences for both network and software-related topics. This finding indicates that we need to equally prioritize IoT security research and development efforts for IoT software and networking related problems.

Replication Package: We share all the data and all the source to replicate our study in <https://bit.ly/3nL2Sj5>.

2. Empirical Study Setup

In this section, we first offer a schematic overview of the overall empirical study approach (Section 2.1). In Section 2.2, we discuss the how we collect and process our IoT datasets from SO and in Section 2.3, we discuss how we create our benchmark of 5919 sentences that we used to investigate the accuracy of our IoT security classification models in detecting IoT security-related sentences in SO. We then discuss how we fine-tune the five transformer models during our study (Section 2.6) and offer details of the performance metrics used to report the accuracy of the models (Section 2.7).

2.1. Schematic Overview of Study

In Figure 2, we show the overview of our empirical study and the formulation of our research questions. First, we collect IoT-relevant data (i.e., posts, comments, and answers) from SO dumps, applying some filters on SO-tags. Then we apply some preprocessing (i.e., sentence tokenization) to

the dataset. To detect security-related sentences, we use five DL transformer models: BERT, RoBERTa, XLNet, DistilBERT, and BERTOverflow on the dataset. In RQ1, we evaluate five of the transformers (BERT, RoBERTa, XLNet, BERTOverflow, and DistillBERT) to find the best performer based on both domain-neutral and domain-specific word embedding. Our next objective is to understand the weaknesses of the security detectors of the best-performing model from RQ1. So we collect the predictions of the best security detectors. Then, we analyze the error categories of the best performing model from RQ1 in RQ2. In RQ4, we apply topic modeling to find the most discussed topics and their distribution in the IoT security domain. Then we calculate the popularity of each topic category in RQ5 to understand the evolution of these topics.

2.2. IoT Data Collection from Stack Overflow (SO)

Our research started in 2020, when the latest SO data dump available was the September 2019 data dump from SO. Given that it is now 2022, newer SO data dumps are now available, e.g., the Jan 2022 dump. However, when we compared the SO dump of September 2019 with the SO data dump of Jan 2022, we observed several discrepancies like missing/deleted posts in the Jan 2022 data dump compared to the dump of September 2019. As such, in this paper, we analyzed both data dumps, i.e., September 2019 and January 2022. While we answer the research questions in our empirical study using the SO data dump of September 2019 in Section 3, we compared the major results from our empirical study between the two SO data dumps (i.e., Sept 2019 vs Jan 2022) in Section 4. For both of the data dumps, our data collection process remains the same. For clarity, we describe our data collection process below by referring to SO data dump of September 2019.

We follow Uddin et al. [84] to collect SO posts related to IoT discussions. *First*, we download the SO data dump [68] of September 2019. The SO dataset includes all posts for 11 years between 2008 and September 2019. In total, it has 46,767,375 questions and answers. Out of those, around 40% are questions and 60% are answers. Out of the answers, around 34% are accepted. *Second*, we determine the list of potential IoT security tags in SO, following Yang et al. [89]. We identify three most popular IoT related tags, i.e., ‘iot’, ‘arduino’, and ‘raspberry-pi’ in SO. As these three have the maximum number of posts in IoT domains, our intuition is that these tags should cover the widest range of security-related topics. Thus, we select these three tags as our primary tags. We denote those as \mathcal{T}_{init} . Then we collect

candidate tags \mathcal{T}_A related to \mathcal{T}_{init} by analyzing tags that are labeled at least one of those tags \mathcal{T}_{init} . As this step includes all IoT tags, it makes sure that all security related tags are also added for the study. Following previous research [89, 12], we systematically filter out *irrelevant* tags and finalize a list of all potential IoT tags \mathcal{T} as follows. For each tag t in \mathcal{T}_A , we compute its significance and relevance as follows.

$$\text{Significance } \mu(t) = \frac{\text{\#of Questions with tag } t \text{ in } \mathcal{P}}{\text{\#of Questions with tag } t \text{ in SO dump}} \quad (1)$$

$$\text{Relevance } \nu(t) = \frac{\text{\#of Questions with tag } t \text{ in } \mathcal{P}}{\text{\#of Questions in } \mathcal{P}} \quad (2)$$

Here, \mathcal{P} denotes all questions with tags \mathcal{T}_{init} . Our 49 experiments with a broad range of threshold values of μ and ν show that $\mu = 0.3$ and $\nu = 0.001$ allow for a more relevant set of IoT tags. The threshold values are consistent with previous work [89, 3]. We finally got 75 IoT tags, including security-related tags. *Third*, we found a total of 81,651 posts (questions and answers). Out of which, around 48% are questions (i.e., 39,305) and 52% (42,346) are answers. Out of the answers, around 33% (13,868) are accepted. Following previous research [12, 14], we only consider the questions and accepted answers to the questions to avoid noise. Our final dataset \mathcal{B} consists of a total of 53,173 posts (39,305 questions, 13,868 accepted answers).

Given our focus is to study IoT security discussions, it is important that we can pick as many IoT related discussions as possible that could be relevant to IoT security. Intuitively, if an IoT developer is worried about security of IoT, he/she may add ‘security’ or ‘iot security’ as a tag in SO. However, we did not find any tag as ‘iot security’ in SO. We found a tag ‘security’ in IoT related posts in SO, which was accompanied by one of the 75 tags. For example, $Q_{48607181}$ discusses about the possibility of REST API in IoT over SSH. The question has both ‘iot and ‘security’ as tag. However, as we discuss in Section 3, most of the IoT posts in SO do not have a ‘security’ tag associated, even if the question contains security-related discussions.

Developer discussion mostly consists of textual discussion, such as how to connect Arduino wifi modules. However, developers sometimes seek programming support and resource sharing links. Sometimes, developers post building logs with images. Thus, a post may contain code-snippets, text, urls, etc. This makes SO posts more complex. In our investigation, we focus on only textual discussion, and thus we remove all types of discussion,

Table 1: Summary stats and agreements for the IoT Security dataset

Summary			Agreement	
Dataset	Sentences	#Security	Kappa	Percent
Benchmark	5919	1049 (17.7%)	0.94	97.6%
Judgemental	384	40 (10.5%)	0.88	95.6%

such as source codes, logging, urls, etc., except text. We use ‘beautifulsoup’ library to filter out text, source codes, logging sentences, and urls. This step ensures that our dataset contains only text. However, there is a small amount of inline source code that can’t be filtered out. For example, the SO question, $Q_{7383606}$, has the following line: “...*It was suggested that I try char msg[] = myString.getChars();...*”. After nltk tokenization, we find that only a few sentences contain such inline codes. Therefore, our IoT dataset is only applicable for textual discussion.

2.3. Creation of IoT Security Aspect Benchmark

We study the performance accuracy of the studied DL transformer models to detect IoT security-related sentences in SO. Thus, we create a benchmark dataset of 5,919 sentences from our IoT dataset of 53K posts. First, we use nltk [52] to segregate sentences from the 53K IoT posts, which results in 672,678 sentences (i.e., an average of 13 sentences per post). Then we randomly select 5,919 non-overlapping sentences and label those. This sample size is statistically significant with a 99.99% confidence level and 2.5 confidence interval. The first two authors then manually label each sentence as 1 (i.e., contains security discussion) or 0 (otherwise). Prior to labeling, the authors consult together to establish a coding guideline. The second author has a PhD and has published peer-reviewed high-impact papers in software security. Following that, each author separately labels all sentences based on the guidelines. The agreement analysis is computed between the authors based on two metrics (Cohen Kappa and Percent Agreement). The disagreements are resolved by mutual discussion between the authors. Finally, the random samples have 1049 sentences labeled as security (17.7%). As a post consists of multiple sentences (i.e., security and non-security related sentences) and security-related sentences can be anywhere inside a post, the positive rate (% of security-related samples) is low. One prior study on SO security was conducted by Uddin et al. [82], where there were only 4% (197 samples)

security-related samples out of 4522 samples. In Table 1, we show summary statistics of the IoT Security dataset. The last two columns of Table 1 show the agreement level between the two coders during their manual labeling. The Cohen kappa value is 0.94 and the percent agreement is 97.6%. According to Viera et al. [85], a kappa value between 0.81 and 0.99 denotes a perfect agreement.

2.4. Creation of IoT Judgmental Dataset

In the previous section, we discussed how our benchmark dataset is created. We train our model on the benchmark dataset and select the best performing model. However, model performance on the benchmark dataset does not give us the guarantee that the model will perform similarly when tested in different environments. Therefore, we generate a new dataset to cross-check the best performing model. To select the size of the dataset, we follow Burmeister et al. [21] and find that a minimum of 384 samples are needed to represent the whole IoT dataset of 672678 samples with a confidence of 95% and an interval of 5. We first exclude all 5919 samples from the IoT dataset and then collect 384 samples randomly. Finally, we label those 384 samples. We call this newly created dataset as “Judgmental dataset”. The statistics for this dataset are shown in the Table 1. The Judgmental dataset contains approximately 10% security-related samples. We use this dataset to judge our best performing deep model on the benchmark dataset.

2.5. Baseline Models

In our experiments, we use two baseline models, i.e., Support Vector Machine (SVM) [10] and Logistic Regression (Logit) [58] that are used by Uddin et al. [82] for software aspect classification in SO. For classification tasks, both SVM and Logit provide probabilistic values that lie between 0 and 1 for a given input. However, these models take input as numerical values. As we are dealing with textual content, we first convert text samples into numerical values. We use Term Frequency-Inverse Document Frequency (TF-IDF) [92] to get a numerical value for a sample text. The inverse proportion of the frequency of a word in a given document to the percentage of documents the word appears in is used by TF-IDF to generate values for each word in a document. Words with high TF-IDF numbers imply a strong relationship with the document they appear in. We convert all samples to numerical values using TF-IDF and then feed this input to the baseline models. All hyperparameters are used similar to Uddin et al. [82].

Table 2: Studied Deep Learning Models

Name	Rationale to Study
BERT	BERT is designed to learn pre-trained contextual word representation by running of large volume of unlabeled texts. The transformer mechanism allows the encoder and decoder to see the entire input sequence at once.
XLNet	XLNet offers better training methodology and uses more data for pre-training than BERT, which could increase its accuracy in learning.
RoBERTa	RoBERT uses more data and computation power to learn from the data. It also offers better training methodology than BERT and XLNet. As a result, RoBERTa outperforms both BERT and XLNet on benchmark datasets (e.g., GLUE).
DistilBERT	DistilBERT is also a lightweight version of BERT in terms of the learned architecture and word embedding, while retaining more than 95% of BERT performance.
BERTOverflow	BERTOverflow is an in-domain pretrained BERT. It is pre-trained on SO dumps that include code snippets. As a result, it offers better performance on software domain-specific tasks.

2.6. Hypertuning of Studied Deep Learning Transformer Models

We investigate five state-of-the-art transformer models: (1) BERT, (2) RoBERTa, (3) XLNet, (4) DistilBERT, (5) BERTOverflow

Transformers [43] are attention-based DL models that can handle sequential data. These trained models are used for various language-specific downstream tasks after fine-tuning the pre-trained models for the specific task-related domain (e.g., sentiment detection, machine translation). Our selection of these five transformer models is based on previous findings in SE classification tasks. BERT has shown massive improvement over other deep models for sentiment analysis tools in SE [53][19]. Other variants of BERT, i.e., RoBERTa, XLNet, etc., are also used in the SE classification task. RoBERTa, the most optimized BERT model, has shown better performance in multiple SE classification tasks. For example, Uddin et al. [80] found that RoBERTa performed better than other transformer models in six different datasets for sentiment detection. In another recent study, Dai et al. [30] showed RoBERTa’s superiority in aspect level software sentiment anal-

Table 3: Architecture details of variants of BERT Model (L = Layers, H = Hidden, D = Heads, P = Parameters)

Architecture	Used Model	L	H	D	P
BERT	bert-base-uncased	12	768	12	110M
XLNet	xlnet-base-cased	12	768	12	110M
RoBERTa	roberta-base	12	768	12	125M
DistilBERT	distilbert-base-uncased	6	768	12	66M
BERTOverflow	jeniya/bertoverflow	12	768	12	110M

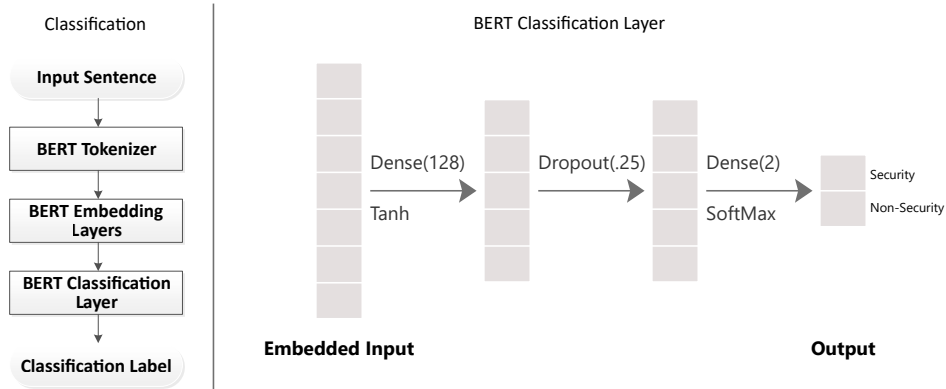


Figure 3: BERT Classification Processing

ysis. Moreover, we find that other transformer models, such as DistilBERT and XLNet, also perform as well as the BERT model [15]. Besides this, Tabassum et al. [71] found that the SO domain specific model BERTOverflow had improved the performance of SO related classification tasks. This motivated us to study these five models for our IoT security aspect classification task. We leave the exploration of recent state-of-the-art models like GPT2 and T5 as our future work. In Table 2, we show the details of the five studied models in this paper.

Fine-Tuned Architecture. Table 3 shows the architectural details of the used Transformer models from the [hugging face](https://huggingface.co) transformer library, an open-source community centered on pretrained transformer libraries. BERT ar-

Table 4: Hyperparameters of the deep learning models on the IoT Security dataset

Model	Batch Size	Epochs	Optimizer	Learning Rate
BERT	32	3	Adam	2e-5
RoBERTa	16	2	Adam	1e-5
XLNet	8	3	Adam	2e-5
DistilBERT	8	3	Adam	2e-5
BERTOverflow	32	2	Adam	1e-5

chitecture provides the contextual embedding for each word in a sentence. For classification purposes, a classifier is used at the top of the model that takes the embedding of sentences as input and outputs the predicted weights for each category (Security and Non-Security). Figure 3 (right) shows the used architecture of the classifier. It consists of a dense layer with *Tanh* activation followed by a dropout layer, a dense layer with *SoftMax* activation. Figure 3 (left) shows how we used the BERT architecture for our security aspect detection. First, a tokenizer takes the input sentences and represents them as tokenized sentences. Then, these tokenized sentences are fed into the BERT model. Finally, the embedded sentences are passed through the classifier to get the final output (security or non-security).

Following the sequence classifier model from [hugging face](#), we apply *Tanh* activation. In addition, we use the dropout layer to reduce overfitting. To finetune the model on our dataset, we initialize the classifier randomly where the BERT is initialized from pretrained models.

For each deep learning model, following literature in text classifications [5, 38, 31], we tuned the following hyperparameters for optimal performance: (1) Batch size, (2) Number of hidden layers, neurons, units, filters, epochs (3) Optimizer, Activation, and loss functions, and (4) Learning rate. To tune these hyperparameters, we use standard Grid search technique [17]. We select a set of batch sizes (i.e., 8, 16, and 32), epochs (i.e., 2, and 3), and learning rates (i.e., 1e-5, 2e-5, and 3e-5) as suggested in [hugging face](#). We run the models on the dataset for each set of hyperparameters. Then we choose the best hyperparameter set for each model based on their performances. For example, we find the best performance of BERT for batch size of 32, epoch of 3, and learning rate of 2e-5. In Table 4, we show the values of selected hyperparameters in our deep learning model after tuning. Our replication package details the hyperparameter values with source code.

Data Processing. We prepare our dataset with only textual discussion. However, there may be some urls. These unwanted texts may hinder the model’s performance. Thus, we check for URLs and remove them using regular expressions. For implementation, we use Python’s ‘regex’ library. In addition to this, we remove all stop words. As the importance of stop words is low and the frequency of these words is high, these words can obscure other significant words. Moreover, recent studies related to sentiment analysis found that stop words removal is an effective step in improving a model’s performance [35]. Therefore, we remove all stop words using ‘nltk’ [52] library.

Model Features. We used the pre-trained embedding in BERT models, which learns additional contextual information for a given domain (e.g., in our case, security in developer discussions) during the training phase. The combination of pre-trained and domain-specific learning into such pre-trained models offers more contextual information during classification tasks than traditional DL models. We add ‘EOS’ and ‘CLS’ to each sentence and then tokenize all sentences using a pretrained BERT-Tokenizer. We padded each sentences to 100 length with ‘zero’ padding.

2.7. Performance Metrics

We analyze the performance of the classification models for security aspect detection using five standard metrics in information retrieval [49]: Precision (P), Recall (R), F1-score (F1), Accuracy (Acc), and Matthews Correlation Coefficient (MCC).

1. Precision (P) is the fraction of sentences labeled as ‘HasSecurity’ (i.e., the sentence contains security discussions) out of all the sentences labeled as ‘HasSecurity’.

$$P = \frac{TP}{TP + FP} \tag{3}$$

Here TP = Correctly classified a sentence as containing discussion about security, FP = Incorrectly classified as containing discussion about security,

2. Recall (R) is the fraction of all ‘HasSecurity’ sentences that are successfully identified out of all sentences that contain security discussions.

$$R = \frac{TP}{TP + FN} \tag{4}$$

Here FN = Incorrectly classified as not containing discussion about security.

3. F1-score is the harmonic mean of precision (P) and Recall (R).

$$F1 = 2 * \frac{P * R}{P + R} \quad (5)$$

4. Accuracy (Acc) is the fraction of all correctly classified out of all records.

$$Acc = \frac{TP + TN}{TP + TN + FP + FN} \quad (6)$$

Here TN = Correctly classified as not containing discussion about security.

5. Matthews Correlation Coefficient (MCC) is the linear correlation between all ‘HasSecurity’ labeled sentences and the sentences that contain security discussion. It takes into account all possible scenarios- i.e., correctly identified security-related sentences, incorrectly identified security-related sentences, correctly identified non-security-related sentences, and incorrectly identified non-security-related sentences.

$$MCC = \frac{TP * TN - FP * FN}{\sqrt{(TP + FP)(TP + FN)(TN + FP)(TN + FN)}} \quad (7)$$

6. Area Under the Curve (AUC) is the area under the Receiver Operating Characteristics (ROC) curve. An ROC curve is a graphical plot to illustrate the ability of a binary classifier (such as ours).

$$TPR = \frac{TP}{TP + FN}, \quad FPR = \frac{FP}{FN + TP}$$

$$AUC = \int_{x=0}^1 TPR(FPR^{-1}(x))dx \quad (8)$$

F1-score is preferred over metrics like accuracy (Acc) when evaluation dataset is imbalanced. For example, our IoT benchmark dataset is imbalanced with lower number of sentences labeled as 1 (i.e., ‘HasSecurity’ = 1) than sentences labeled as 0. Following standard practices in Literature [91, 83], we use F1-score to determine and report the best model.

3. Empirical Study Results

In this section, we answer four research questions (RQ) using SO data dump of September 2019. We compare the results against those found in SO data dump of January 2022 in Section 4.

- RQ1.** How do the deep learning pre-trained transformer models perform to detect IoT security aspects in the benchmark? (Section 3.1)
- RQ2.** What are the error categories in the misclassified cases of the best performing model? (Section 3.2)
- RQ3.** What are topics in the IoT security discussions collected from the entire IoT SO dataset using the best performing model? (Section 3.3)
- RQ4.** How do the IoT security topics evolve in SO? (Section 3.4)

3.1. RQ₁ How do the deep learning pre-trained transformer models perform to detect IoT security aspects in the benchmark?

3.1.1. Motivation

Pretrained transformer models have already shown dominating performances over shallow and deep models in software engineering [91]. Moreover, recent studies on software engineering have found the effectiveness of domain-specific embedding (e.g., BERT, RoBERTa, XLNet, etc.) than a generic one. For example, Tabassum et al. [71] shows that the BERTOverflow model that is pre-trained on Stack Overflow dumps beats the performance of efficient transformers like RoBERTa on developer discussions such as Github and Stack Overflow. Therefore, we investigate the possibility of improving the baseline performance to detect security aspects in IoT discussions using studied Transformer Models, e.g., BERT.

3.1.2. Approach

We first use the newly created IoT Security dataset from Section 2.3 to get the best performing transformer model. For experimentation, similar to Uddin and Khomh [83], we use a stratified k-fold cross-validation ($k = 10$). Each fold divides dataset D into k disjoint folds, each of approximately equal size. $D_i \cap D_j = \phi \quad \forall i, j \in k \text{ and } i \neq j$ and $D_1 \cup D_2 \cup \dots \cup D_k = D$. To avoid overfitting: we train the models k times each time we hold one of the k folds for validation, and we use the rest $k - 1$ folds for training. The

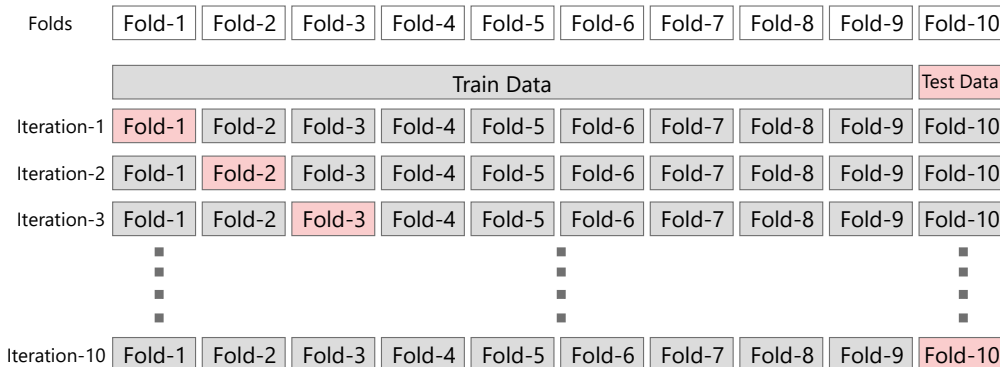


Figure 4: 10-Fold cross validation technique used in our study

value of k is a hyperparameter. In our experiments, we set K as 10. In Figure 4, we show 10-Fold cross validation techniques. We run the model 10 times. In each iteration, we train the model on nine different folds and test the trained model on the last fold. Then, we calculate the average performance of these 10 iterations. For example, according to the Figure 4, at the first iteration, we pick ‘Fold-2’, ‘Fold-3’, ‘Fold-4’, ‘Fold-5’, ‘Fold-6’, ‘Fold-7’, ‘Fold-8’, ‘Fold-9’, and ‘Fold-10’ to train the model, and we test this model on the ‘Fold-1’. Therefore, in our case, we fine tune our model during each training (i.e., k times) and then test the tuned model on the test fold. To tune the hyperparameter, we follow grid search [67] tuning techniques. For example, we set learning rate as $1e-5$, $2e-5$, and $3e-5$ and select the one that has highest performance for each model. For the two baselines (Logit and SVM), we hyper tuned all the parameters used by Uddin and Khomh [83, 81]. We find the performance of transformer models on benchmark dataset and select the best performing model based on the F1-Score. Then, we test the trained model on our Judgmental dataset to check either the model learn to generalize the security discussion in IoT domain.

3.1.3. Results

In Table 5, we report the performance of two baselines and the five advanced language-based pre-trained transformer models on the IoT security dataset. For each model, we report six performance metrics from Section 2.7. Among the two shallow learning baselines, SVM offers the best performance for all six metrics, outperforming Logits. SVM shows an F1-score of 0.866, while Logits shows an F1-score of 0.864. For the other five performance met-

Table 5: Performance of security aspect detection of deep transformer models in the IoT Security dataset [83]

Type	Model Name	Acc	P	R	F1	AUC	MCC
Transformer	BERT	0.976	0.928	0.939	0.934	0.962	0.919
	RoBERTa	0.977	0.930	0.941	0.935	0.962	0.922
	XLNet	0.972	0.922	0.921	0.921	0.952	0.904
	DistilBERT	0.969	0.907	0.921	0.914	0.950	0.895
	BERTOverflow	0.976	0.938	0.928	0.933	0.957	0.919
Baseline	SVM	0.953	0.876	0.856	0.866	0.915	0.838
	Logit	0.952	0.875	0.853	0.864	0.913	0.835
Performance Change in RoBERTa Over Baselines							
	Over SVM	2.5%	6.2%	9.9%	8.0%	5.1%	10.0%
	Over Logit	2.6%	6.3%	10.3%	8.2%	5.4%	10.4%

rics - Accuracy, Precision, Recall, AUC, and MCC, the improvements are around .01%, .01%, .02%, .02%, and .04% respectively. We note that the performance for both models is high. The higher performance of these models on our dataset is due to the following reasons: Classifications can often be more straightforward for security aspects, i.e., parsing of words could suffice (e.g., secure, attack, and hacking). So, non-contextual models like SVM and Logits can detect security aspects with high precision and recall.

All five transformer models show better performances in terms of all metrics than the baseline models from Uddin [81] (SVM and Logit). The last two rows in Table 5 show the performance change (in percentages) we observed in the best performing transformer model (RoBERTa) compared to the two baselines. For example, the best performing transformer model is RoBERTa with an F1-score of 0.935, which outperforms the baselines SVM by 8.0%, and Logits by 8.2%. Higher performances mean that transformers are precisely (i.e., around 6% higher precision) discovering (i.e., around 10% higher recall) security-specific sentences. It is because these models can understand the contextual meaning in a sentence. For example, the following non-security related sentence “*My goal is to create a sort of password-like system where if you push the right buttons in the right order then a button will light up.*” The comments describe the procedure of a system using the references ‘password like’ that have no relation with security. The baselines

model erroneously labeled it as 0 due to the misleading keyword- ‘password like’ where the transformer models discerned the context. Hence, it found no security threats in this sentence. This superiority of these models over baselines is not surprising given that the transformer models are generally found to have offered better performance than state-of-the-art classifiers for multiple other text classification tasks in software engineering (e.g., sentiment detection [91]).

Among the transformers, RoBERTa shows the best performance with an F1-Score of 0.935, while DistilBERT is the lowest with an F1-Score of 0.914. F1-Score for the other three models- e.g., BERT, BERTOverflow, and XLNet are 0.934, 0.933, and 0.921 respectively. There is a tiny gap between the performance of RoBERTa and BERT. It is because the architecture and training procedures of these two models are almost similar. The modification, dynamic changes of the masking pattern (in RoBERTa) instead of static masking (in BERT) during the training phase, could be the reason behind the subtle improvement in performance. XLNet improves the performances by increasing the training to handle the dependency between the words and capture long-distance information. In our dataset, each sentence is simple and small in size as well. So, large-scale training on the dataset causes overfitting and lower performance than BERT. The performance drop of DistilBERT is understandable as the distillation of the BERT model is obviously lower performing than its original model.

Although BERTOverflow has the same architecture as BERT and is trained on the StackOverflow dumps, the performance of this model is lower than RoBERTa and BERT. RoBERTa and BERT model beat BERTOverflow by 0.21% and 0.11% in terms of F1-Score. However, BERTOverflow has the best precision of 0.938 among the transformer models. This result indicates that BERTOverflow predicts security-specific sentences precisely (i.e., better precision) but lacks in discoverability (i.e., lower recall and F1-Score) in comparison to RoBERTa and BERT. We look into the cause of BERTOverflow’s performance drop. Our finding in this scenario is that BERTOverflow pretrained on StackOverflow dumps containing code snippets, so the model faced some security-related words (e.g., ‘private’, ‘protected’, ‘bug’, ‘break’, ‘lock’, ‘key’) in more programming contexts than security contexts. The model fails to learn the correct embedding for these words during the fine-tuning or training phase. For example, consider the following security-specific sentence *“It will be helpful if anyone states which are keys to lock so that in addition in my python script for locking phone programmatically.”*

Table 6: Spearman Rank Correlation Coefficient for RoBERTa and BERT pair and RoBERTa and BERTOverflow pair.

Model Pair	Correlation Coefficient, ρ	p-value
RoBERTa & BERT	0.941	< 0.0001
RoBERTa & BERTOverflow	0.940	< 0.0001

BERTOverflow failed to embed security context for this sentence and labeled it as 0- i.e., non-security.

Our intuitions indicate that RoBERTa is the best security-discussion detector, which is also supported by the experimental results. However, RoBERTa has only a 0.1% and 0.2% lead over the second and third best models, which is not a significant difference. Thus, we perform a statistical analysis to understand the difference in results between RoBERTa and the other two models. We calculate the Spearman Rank Correlation Coefficient [88] for the results of RoBERTa and BERT, and RoBERTa and BERTOverflow. We show the result in Table 6. For both pairs, the correlation scores are as high as 0.94. However, the results of RoBERTa and BERT are more correlated (0.1% higher) than the results of RoBERTa and BERTOverflow. Following Leclezio et al. [45], the scores indicate that the results of RoBERTa are strongly correlated with the results of BERT and BERTOverflow. Nevertheless, the score also indicates that there is a difference between the results of RoBERTa and other models, as the score is far less than 1.

From these experiments and analysis of the results, we find RoBERTa is the best performing deep learning model. We further test this trained RoBERTa model on our judgemental dataset. We find that the model performs similarly on the judgemental dataset. RoBERTa has a precision of 0.95, a recall of 0.85, and a F1-Score of 0.9. We report the performance in the Figure 5. Compared to the performance on the benchmark dataset, model has better precision but lower recall, which results in a slightly lower F1-Score on the judgemental dataset. This result indicates that the model has learned to generalize security discussion in IoT domain. Thus, our RoBERTa model is reliable enough to carry on further experiments. From now on, we refer to this best-performing transformer model, RoBERTa, as **SecBot** in the remainder of the paper.

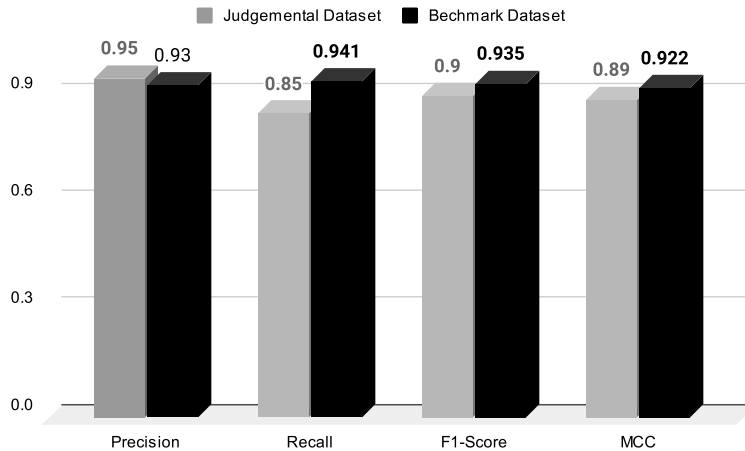


Figure 5: Performance of RoBERTa on bechmark and judgemental dataset

3.2. RQ_2 What are the error categories in the misclassified cases of the best performing model?

3.2.1. Motivation

Our observation in the previous research question (RQ_1) is that the most robust generic model Secbot (RoBERTa) outperforms domain-specific BERTOverflow. Although improvement is subtle, the statistical significance in Table 6 suggests there are enough differences in both model’s predictions. Our intuition behind this RQ is that lack of domain knowledge in Secbot (RoBERTa) should have some impact on its performance. Thus, we perform a qualitative study of the misclassifications of the best-performing model (i.e., SecBot) to detect security aspects in IoT discussions. Proper reasoning of misclassification will strengthen our claim that the model performance is not arbitrary. Moreover, this gives us leverage to confine our model’s vulnerabilities in detecting security aspects in IoT domains. In the future, this will provide a scope for the researcher to learn about the possible avenues for improvement of the model.

3.2.2. Approach

In our benchmark of 5,919 samples, SecBot was wrong in 139 cases (false positive or false negative). We analyzed these 139 samples from our IoT security dataset as follows. We applied 10-fold cross-validation to our entire dataset following steps similar to Section 3.1.2. As such, we were able to use

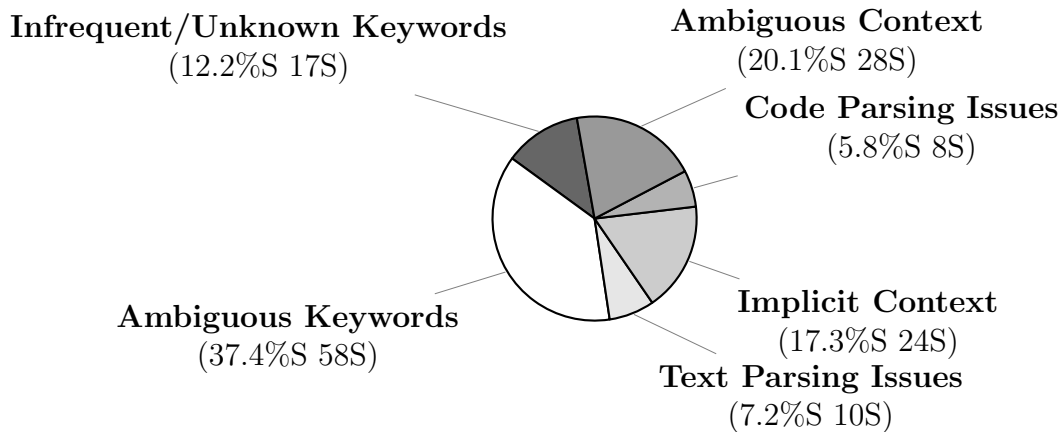


Figure 6: Distribution of SecBot error categories in the total 139 sentences (S) from IoT Security dataset

the entire 5,919 sentences for training and testing. At the end of the 10th iterations, we find a total of 139 misclassifications in the IoT dataset by the RoBERTa model used for SecBot. Then we manually analyze all the 139 sentences to determine the reason for misclassification. The manual analysis process consists of three stages. Both of the authors consulted together (over Skype) on all 139 sentences to give a textual label that could explain the reason for misclassification. For example, the following sentence is erroneously labeled as 1 (i.e., contains security discussion) by SecBot “*I have attempted to set it so that it loads as the root user each time with no luck.*” After careful comparison of this sentence with other sentences in our IoT samples, we determine that the misclassification is due to the ambiguity in context, which arose due to the words- ‘attempted to set’ and ‘root user’ in the sentence. We label the misclassification reason as ‘Ambiguous Context’;

3.2.3. Results

In Figure 6, we show the misclassification categories in all 139 sentences collected from the IoT Security dataset. Overall, we find six error categories: 1. Ambiguous Keywords, 2. Ambiguous Context, 3. Implicit Context, 4. Infrequent/Unknown Keywords, 5. Text Parsing Issues, and 6. Code Parsing Issues. The most observed error category is ‘Ambiguous Keywords’, which we observe in 37.4% of all 139 sentences (i.e., 58 sentences). The category ‘Ambiguous Context’ is observed the second most times (20.1% sentences), followed by the category ‘Implicit Context’ (17.3% sentences), ‘Infrequen-

t/Unknown Keywords’ (12.2% sentences), ‘Text Parsing Issues’ (7.2% sentences) and Code Parsing Issues (5.8% sentences), respectively. We discuss the error categories below.

(1) **Ambiguous Keywords.** This type of error occurred due to the ambiguity of a word in the dataset. We found two scenarios where this type of error occurred. When a sentence offers insufficient context to detect security concerns, thus, prediction mostly depends on the keywords present in that sentence. In the worst-case scenario, these keywords are found in both security and non-security contexts during training. The model hardly guessed correctly when this intriguing scenario occurred. For example, SecBot erroneously labeled the following sentence as 1, due to the ambiguous presence of keywords like ‘signed’- *“I’m not sure how to handle signed bytes.”* It got confused as ‘signed’ word associated with various security-related terms (e.g., ‘signed device’, ‘self-signed cert’, ‘signed aws’) and also non-security specific sentences (e.g. ‘signed bit’, ‘signed number’) as well. So, the model erroneously predicted this programming-related non-security sentence as a security-specific sentence. Secondly, this error occurred when a keyword was predominantly associated with security-specific sentences during training and pretraining phases. But in the erroneous cases, the keyword was found in a non-security specific scenario or vice versa. Consider the sentence- *“I am trying to add the option to change the wi-fi password, but that part of the form does not seem to be available to the code.”* SecBot labeled this sentence as 1 (i.e., security), but the underlying scenario is about the configuration of wifi. SecBot was confused due to the keywords ‘password’ and ‘change’ –which are predominantly found in the security-specific sentences during training.

(2) **Ambiguous Context.** These errors occur when the underlying context is too ambiguous to understand, i.e., security-specific. Such ambiguity occurred because more information from surrounding sentences was needed. Consider the following sentence: *“I hope that someone here can help me, I want to control my arduino uno by sending it commands from a c++ program that performs some basic face recognition.”* SecBot labeled the sentence as 1, while it is 0 in the manual label. It is because the context is about controlling an IoT device that performs face recognition using some commands. While the manual labeling phase considered the sentences non-security, the model found it a possible security breach due to the context of controlling a security device.

(3) **Implicit Context.** SecBot was unable to discern the underlying security context when it was implicit. Consider the following sentence: *“The*

main difference from software development standpoint of ios private api that such apis aren't declared in header files." Here, the context is about ios private API which can only be accessed and used by Apple developers. The elementary context is that developers can not use any API without importing, but implicitly it means that this API is restricted for non-Apple developers. As such, SecBot labels it as 0, whereas the benchmark manual label is 1.

Sentences with implicit security contexts are difficult to capture for a fully automated system as domain knowledge experts can only bisect them from other sentences.

(4) **Infrequent/Unknown Keywords.** This type of error occurred when the model encountered a word that was not present during the training or was present so sporadically that it could not learn the word correctly. But that word had profound significance in understanding the sentence. For example, the following sentence is labeled as 0 by SecBot: *"The user should have a iam access."* Here, 'iam access'—an AWS access token—is the keyword to classify the sentence correctly. SecBot encountered this unknown keyword during the testing phase and misclassified the sentence. Consider another instance: *"See the hid usage tables, v1.12 document for more information about hid usage values."* The sentence contains a less frequent word, 'hid' is present. SecBot could not learn the weights for this keyword correctly, and so it labeled the sentence as 0, where manual labeling considered it as 1.

(5) **Text Parsing Issues.** This error occurred due to the incompetence of the model to parse the textual contents correctly in a sentence. For example, SecBot erroneously labels the following sentence as 0, even though it is about the enablement of secure socket layer (SSL) in the Raspbian Stretch device: *"The version of Openssl on Raspbian Stretch is 1.0.2, but according to Openssl website, these versions should be binary compatible (<https://www.openssl.org/policies/releasestrat.html>)."* While SecBot knew from training that SSL is related to the security aspect, SSL in this sentence is denoted as Openssl, which is unknown to SecBot.

(6) **Code Parsing Issues.** These errors are very few compared to the other categories. This error occurred due to the presence of code snippets and inline code in the samples. For example, SecBot is unable to determine security threats related to input injection noted in the code block that is provided as text in this sentence: *"In Package tag add ... In Capabilities add ... ;rescap:Capability Name="inputInjection" /;rescap:Capability Name="inputInjectionBrokered" /;".* This type of parsing error is inevitable for automated models like SecBot because security-specific context can be

buried anywhere in a code snippet.

3.3. RQ₃ What are topics in the IoT security discussions collected from the entire IoT SO dataset using the best performing model?

We automatically detect security topics in the sentences labeled as security-specific by SecBot in our IoT dataset.

3.3.1. Motivation

The rapid growth and usage of IoT devices, tools, and technologies have become prominent threats to data protection, security, and privacy. IoT developers encounter various security challenges while using these devices and tools. It is vital to understand those challenges in order to improve and design more secure devices and tools. So, the understanding of topics in the SO IoT security discussion can be helpful to infer those challenges.

3.3.2. Approach

First, we apply SecBot on the entire 672,678 sentences that we collected from our 53K IoT posts (Section 2.2). SecBot returned 30,595 sentences as 1, i.e., those containing security discussions. Second, we preprocess this dataset as follows. We removed stopwords, extreme words (e.g., words with less than 20 frequencies), most frequent words (e.g., words with more than 2000 frequencies), short tokens, and letter accents. The stopwords are collected from NLTK [52]. We applied lemmatization to sentences to get root form of each word. Third, we fed the preprocessed sentences into the topic modeling algorithm Latent Dirichlet Allocation (LDA) [20] available via Gensim [60]. LDA takes a set of texts as input and outputs a list of topics to group the texts into K topics. This K is a hyperparameter of the algorithm. To get the optimal value of K, we used standard practice as originally proposed by Arun et al [7]. This approach suggests that the optimal number of topics has the highest coherence among them, i.e., the more coherent the topics, the better they can encapsulate the underlying concepts. To determine this coherence metric, we use the standard *c_v* metric as originally proposed by Röder et al. [61]. We use the topic coherence metric as available in Gensim package [60]. To determine our optimal number of topics, we use grid search technique. We first select a set of values for K. Then we run our LDA algorithm for each value of K and measured the coherence metric. Finally, we choose the value of K that is associated with the highest coherence score. In our experiment, we set K = 1,4,8,9, 10,11, 12, 16,20,24,28,32, 36, 40 and got maximum coherence

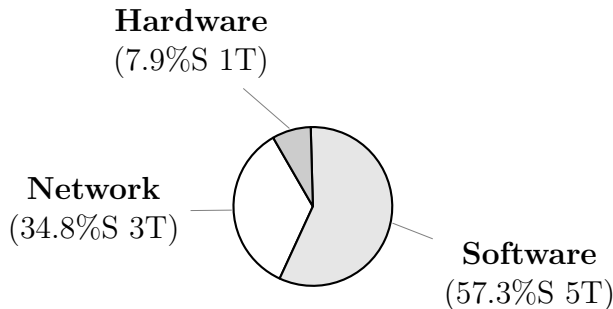


Figure 7: Distribution of sentences (S) and topics (T) per topic category

for $K = 9$. Thus, we picked 9 as our optimal number of topics. LDA also uses two hyperparameters, α and β to control the distribution of words in topics and the distribution of topics in posts following Biggers et al. [18]. Following previous work [14, 11, 3, 18, 63, 89], we thus use standard values $50/K$ and 0.01 for the two hyper parameters. *Fourth*, we label each topic a name by manually analyzing a random sample of at least 50 sentences per topic. We do not limit ourselves to a finite number of sentences per topic during the labeling to ensure that the assigned label is reliable. The first and second authors virtually meet to label the topic manually. First, both authors review a number of sentences for a topic and come up with possible topic labels. Then both authors share their thoughts on the possible topic labels. If both authors have the same thoughts, they label the topic with a suitable title; otherwise, they go over the sentences again and label the topics together. For example, the following sentence is about the certificate validation for different users, “. . . *Found the answer as I was trying to import the certificate with the Root and was testing with a different user.*” Another sentence assigned to the same topic is “. . . *The commands where I input the SSID and Password are the ones causing trouble.*”. We thus label the topic as ‘User/Device Authorization’. *Fifth*, we assign each topic a category, where a category denotes a higher order grouping of the topics. For example, we assign the topics ‘User/Device Authorization’ and ‘Crypto/Encryption Support’ to the category ‘Software’, because the topics contain discussion about the support of software in IoT devices to ensure security. The topic ‘Secure Transaction’ is assigned to the category ‘Network’, because it contains discussions about the securing of transactions/communications between IoT devices/services over the network.

Table 7: Distribution of IoT Security Topics by Total #of Sentences

Category	Topic Name	# of Sentences	Distribution(%)
Hardware	IoT Device Config./Set-up	2402	7.9
	Storage/Database Management	4463	14.6
Software	Vulnerability/Attack	3808	12.4
	Framework/SDK-based Security	3169	10.4
	User/Device Authorization	3101	10.1
	Crypto/Encryption Support	3004	9.8
	Secure Transaction	3855	12.6
Network	Secure Connection Config.	3648	11.9
	IoT Hub Federation	3145	10.3

3.3.3. Results

We found 9 IoT security-related topics, which are grouped into three high-level categories: Software, Network, and Hardware. Figure 7 shows the distribution of these three high-level categories. The Software category contains the greatest number of topics (5) and covers more than 57% of all sentences. In Table 7, we show the 9 topics based on the distribution of sentences in IoT security dataset. The distribution column indicates the percentage of sentences in our IoT security dataset that cover this topic. The topic ‘IoT Device Config’ from the Hardware category covers the lowest number of sentences among all topics (2402 sentences, around 7.9%). It contains discussions of programming and configuration challenges IoT developers face while using Bluetooth/BLE/Microchip interfaces in their IoT devices to setup a service (e.g., setting up a barcode scanner in rpi2 to verify coupon $Q_{30721018}$). Q_i denotes a question with an ID i in SO. The topic ‘Storage/Database Management’ from the Software category covers the highest number of sentences (4463 sentences, around 14.6%). This topic contains discussions about developers’ problems to database set up, configuration (e.g. $Q_{30073381}$), and attack like SQL Injection (e.g. $Q_{6826176}$), Weak Authentication (e.g. $Q_{5503812}$), Privilege abuse (e.g. $Q_{39232652}$), and etc.

The other four topics in the software category are: 1. Mitigation techniques of vulnerabilities/attacks in IoT devices (3808 sentences, around 12.4%), 2. Discussions about the vulnerability of specific approaches in frameworks (3169 sentences, around 10.4%), 3. Authorization of users and IoT devices (3101 sentences, around 10.1%), and 4. Documentation and usages of Crypt-

tography/Encryption support (3004 sentences, around 9.8%).

The Network category has the second highest number of topics (3) and it covers 34.8% of all sentences. Two of the three topics under the Network category are also among the top four topics (each with around 12% of sentences). The first two topics are ‘Secure Transaction’ and ‘Secure Connection Configuration’, which contain discussions about ensuring security over secure payments and secure copy/transfer of digital files via/among IoT devices. The last network topic is ‘IoT Hub Federation’. Questions in this topic concern the cloud-based setup of IoT devices, e.g., using Azure/AWS/-Google cloud. An IoT hub is a managed service in the cloud that acts as a central messaging service to allow bi-directional communication between an IoT application and the smart devices it manages (e.g., connect to MQTT with authenticated Cognito credential $Q_{51093154}$).

3.4. RQ₄ How do the IoT security topics evolve in SO?

3.4.1. Motivation

We investigate how the popularity of the three IoT security topic categories has changed over time by determining the total number of new sentences created per topic category over time. A new sentence can only be created if a new post is created. Therefore, the evolution of the topics over time offers us information about the relative popularity of the categories and whether a category is discussed more over time than the other categories.

3.4.2. Approach

For each of the 30K security-related sentences in our dataset, we identify the ID of the SO post from where the sentence is detected. We consider the creation time of the SO post to be the sentence creation time. We group the 30K sentences by the three topic categories. For each category, we compute the total number of sentences created every six months based on the creation time. Following Wan et al. [86], we report the evolution of IoT security topics using the metric Topic Absolute Impact. Topic absolute impact is calculated by determining the total number of sentences created per the 9 IoT topics every six months since 2008. We do this by first assigning each sentence to its most dominant topic, i.e., the topic with which the sentence shows the highest correlation score. We then assign the creation time to a sentence as the creation time of the post where the sentence is found. Finally, for each topic, we put the sentences into time-buckets, where each bucket contains all sentences created within a time window (e.g., from Jan 2009 till June

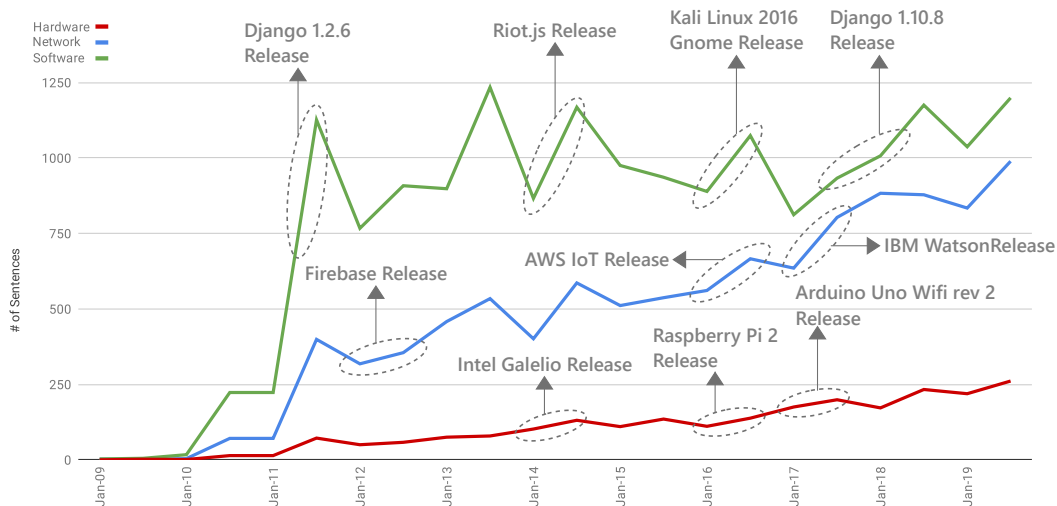


Figure 8: #New sentences per IoT security topic category each month

2009, etc.). We further analyze the absolute growth to correlate the growth in real world contexts for each topic. It is possible that developers might be influenced by the release of new IoT APIs, tools, or devices. As such, we figure out the impact of those real-world contexts in our developer discussion in SO. We first identify some major releases in the IoT domain during the period from 2009 to 2019. Then, we find all the spikes in our absolute growth chart for each topic. Next, we collect all time frames of six months (e.g., January 2010 to July 2010) in which the spikes took place. To identify related real-world events (i.e., major updates and releases), we identify all major updates and releases during that time frame for each topic. Finally, we manually check the availability of discussions for all identified events in our IoT security dataset during that time frame. Based on that, we either count an event as a striking contributor to IoT discussions or discard the event. For example, during the time interval between January 2014 and July 2014, both ‘vue.js’ and ‘Riot.js’ were released. However, we find that our IoT dataset has enough discussion for ‘Riot.js’ only during January 2014 and July 2014. As a result, we discard ‘vue.js’ and count ‘Riot.js’ as a striking event.

3.4.3. Results

Figure 8 shows the absolute growth of the three IoT security topic categories over time by showing the number of new sentences per category every

six months. While the software category has the most new sentences among the three categories, the network category started to catch up starting from 2017. The number of discussions under Software shows an upswing between January 2011 and July 2011, when Django 1.2.6, a free open-source web framework that encourages rapid development, was launched. Some web security tools (e.g., ‘XSS’, ‘memory-cache-backed session’ and ‘CSRF token’) were first introduced in this release. Many discussions in 2014 in our dataset are related to Riot.js. Similarly, the release of Kali Linux in 2006 and Django 1.10.8 gave a spike in software related security discussions. Overall, the periods between June 2011 and June 2014 showcase the rapid adoption of IoT-based SDKs/frameworks (e.g., rpi2 versions). IoT security concerns are raised at the same time due to the emergence of ransomware like CryptoLocker and banking Trojans.

At the beginning of 2010, the network topic category got high priority due to internet connectivity and cloud storage. A high spike was found at that time. Firebase, a real-time cloud database suited for IoT applications, was released in May 2012. As such, we found many related security discussions across the Network category during this time. Similarly, we found the release of IoT hubs like AWS IoT in late 2015 and IBM Watson IoT in 2017 contributed to many network-related discussions during the respective periods. Recently, the emergence of online transactions and IoT cloud storage solutions has also contributed to the increased popularity of the network category (#new sentences).

Hardware related discussions showed continuous growth over the years. Many hardware supported security modules like fingerprint locks, smart doors, biometric devices, etc., have emerged during our study period. We found the release of popular open-source IoT hardware has increased the rate of discussion about that hardware. For example, the release of Intel Galelio back in mid-2012 produced a spike between June 2013 and December 2013. Similarly, after the release of ‘Raspberry Pi 2’ in February 2016 and ‘Arduino Uno Wifi rev 2’ in February 2017, spikes in the curve were visible.

In conclusion, the evolution of IoT security topic categories and subsequent topics can provide insight into new, emerging, or existing threats.

4. Discussion

For our experiments, we use SO data dumps up to September 2019. However, we also investigate the most recent data dumps of SO. We use the online

Stack Exchange data archive to get the most recent SO data dump, which was for January 2022. We collect IoT datasets from this data dump by following all the steps we described in Section 2.2. We found that many SO posts related to IoT were deleted by SO in the January 2022 data dump that were previously available in the September 2019 data dump. As such, we first analyze the extent of such deleted posts in the January 2022 dump (in Section 4.1). We then compare the results of our empirical studies for RQ3 (recall Section 3.3) and RQ4 (recall Section 3.4) between the two data dumps, i.e., Sept 2019 and Jan 2022 in Sections 4.2, 4.3.

4.1. The “Case” of Post Deletion by Stack Overflow

As per the data dumps of September 2019, there are around 53K IoT related posts, whereas the most recent data dumps (January 2022) have only 45K IoT related posts. This indicates that most recent data dumps have fewer IoT-related posts even though our trend charts from Figure 8 based on Sept 2019 data dump showed that IoT-related discussions have an upward trend in recent times. We investigate this drop in the number of posts in Jan 2022 data dumps. We identified all the missing posts that are available in the September 2019 data dumps. Then, we check the recent activity and status of these missing posts. We find that these posts were deleted in between September 2019 and Jan 2022. As a result, these posts appear in the 2019 data dumps but do not appear in recent data dumps. For example, ‘ESP32’ tagged SO question $Q_{56098708}$ was created in May 2019, but later it was deleted. We further apply Secbot to the new IoT data and find only 6K security-related sentences. Compared to the 30K security-related discussion in RQ₃(Section 3.3), these results are quite low. This is because the size of the dataset is smaller and most of the posts related to the security discussions are removed. For example, an encryption-related post, $Q_{11501569}$, that contains multiple security-related discussions, has been removed in recent data dumps.

4.2. Prevalence of IoT Security Topics After 2019

Following the RQ3.3, we apply topic modeling on 6k sentences we got from the Jan 2022 data dump. We find that the optimal number of topics for this dataset is 6. Then we manually label these six topics. The topics are: ‘IoT Device Config/Set-up’, ‘Secure Connection’, ‘Secure Transaction’, ‘Framework/SDK-based Security’, ‘Authentication Management’, and ‘Crypto/Encryption Support’. We further investigate how these topics differ

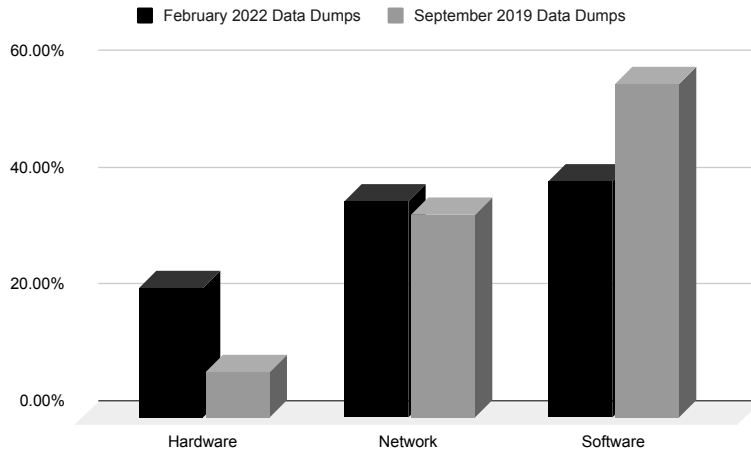


Figure 9: Topic distribution in February 2022 SO dumps and September 2019 SO dumps

from previously found topics in RQ₃ (Section 3.3). Although five topics are present in our previous findings, ‘Authentication Management’ is different from what we found previously in ‘User/Device Authentication’. ‘Authentication Management’ is comprised of discussion related to authentication mechanisms, devices, techniques, protocols, implementation supports, etc., whereas ‘User/Device Authentication’ only consists of user or device level authentication. On the contrary, we didn’t find any discussion related to ‘Storage/Database Management’, ‘Vulnerability/Attacks’, or ‘IoT Hub Federation’. This happens because of the removed posts in recent data dumps. We further categorize these topics into Software, Hardware, and Network group. We find 3 software-related topics (i.e., ‘Framework/SDK-based Security’, ‘Crypto/Encryption Support’, and ‘Authentication Management’), 2 network-related topics (i.e., ‘Secure Connection’ and ‘Secure Transaction’), and a hardware related topic (i.e., ‘IoT Device Config/Set-up’). There are 22.3% hardware, 37.2% network, and 40.5% software related security-discussions in the February 2022 data dumps. Finally, we compare the topic distribution in the most recent data dumps (i.e., February 2022) and the September 2019 data dumps. We show the comparison in Figure 9. The relative percentage of hardware-related discussions is higher in February 2022 data dumps than in September 2019 data dumps. Although the network topic holds similar percentages in both data dumps, the software topic has a lower value in the February 2022 data dumps. This is because most of

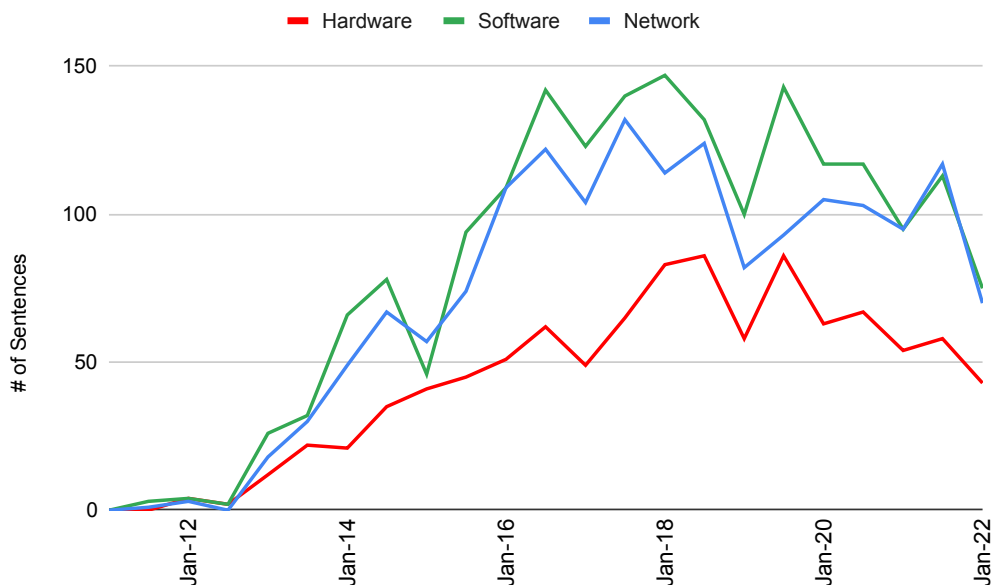


Figure 10: Absolute growth of each IoT security topic category in each month for most recent data dumps (February 2022)

the software-security related IoT posts were removed in the February 2022 data dumps, and in recent times, developers are discussing hardware-security more than they did in past times.

4.3. Evolution of IoT Security Topics

We analyze how the topics found in the Jan 2022 data dump evolved over the time period. We first calculate the absolute growth of the topics following RQ_4 (Section 3.4). Then we generate a trend chart showing how the three topics (i.e., Hardware, Software, and Network) evolve over the time period between 2011 and 2022. We report the trend chart in Figure 10. From this chart, we find that security related discussions follow an upward trend for all three topics (i.e., hardware, software, and network) before 2019, similar to our previous findings in Section 3.4. However, there is a downward slope after 2019 for all three topics. One of the possible reasons for this downward swing could be the lack of releases of any software, hardware, and network related devices, tools, technologies, etc. during this period. Another contradictory finding is that network and software related discussions have almost similar




Figure 11: IoT security sentences dicoverability via frequently used SO security tags

numbers, but our previous finding says there are more software-related discussions than network ones. This could be because of the removed posts in the February 2022 dumps.

4.4. Discoverability of IoT security sentences

Our study data is collected from SO, by identifying questions in SO labeled as one of the 75 IoT related tags. As we noted in Section 2.2, the 75 tags were previously used to learn IoT developer discussions in SO by Uddin et al. [84], who found that the most popular and most frequently discussed topics were related to the adoption of security measures in IoT devices (e.g., secure messaging). In addition, the same dataset was also used by Uddin [79] to determine the prevalence of security-related discussions at the sentence level. Both studies show that the dataset contains diverse discussions about security for IoT. Note that not all the 75 IoT tags have explicit reference to any security measures, but we observed that many of the questions (and their answers) labeled as the tags contained security discussions. In this section, we offer quantitative evidence on the extent of security discussions in questions labeled as non-security tags as follows.

We investigate whether SO security-specific tags cover all IoT security sentences. Thus, we pick 10 frequently used security-related tags, i.e., ‘security’, ‘ssh’, ‘ssl’, ‘passwords’, ‘authentication’, ‘authorization’, ‘encryption’, ‘cryptography’, and ‘hash’ in SO. Then, we collect all posts from our 53K

IoT posts with at least one of the tags. In the collected posts, we only manage to find 8% of 30K sentences, i.e., 92% of our IoT security sentences are not discoverable using the 10 tags (see Figure 11). We also investigate the missing posts in the latest data dumps (January 2022) using these 10 security tags. The result shows the numbers are similar, only 10% posts can be discovered with these 10 tags in 2022 data dumps. This indicates that SO security tags do not cover all security discussions. However, our security discussion includes sentences that are tagged with security tags.

5. Implications of Findings

The findings from our study can guide the following major stakeholders in the rapidly emerging IoT ecosystems:

1. **IoT Security Enthusiasts** to learn about IoT security aspects from IoT developer discussions,
2. **IoT Vendors** to offer tools and techniques to support security in IoT devices,
3. **IoT Developers** to determine the current trends in IoT security based on developer discussions and to use the information to guide future development needs,
4. **IoT Educators** to develop tutorials and documentation to educate security principles to IoT practitioners, and
5. **IoT Researchers** to improve the detection of IoT security aspect in developer discussions and to study how to properly address the difficulty in the adoption of security practices for IoT devices and techniques.

We discuss the implications below.

IoT Security Enthusiasts. IoT enthusiasts can be IoT practitioners or simply IoT market watchers, but they nevertheless form a crucial part of the IoT ecosystem in various ways (e.g., buying/analyzing IoT devices/solutions, etc.). The development and adoption of IoT-based solutions by developers is facilitated by the exponential growth of IoT devices, software, and platforms. Our increasingly interconnected digital world relies on smart devices built using the IoT, which means security for IoT devices is paramount and it is the job of IoT developers to adopt proper security measures for their

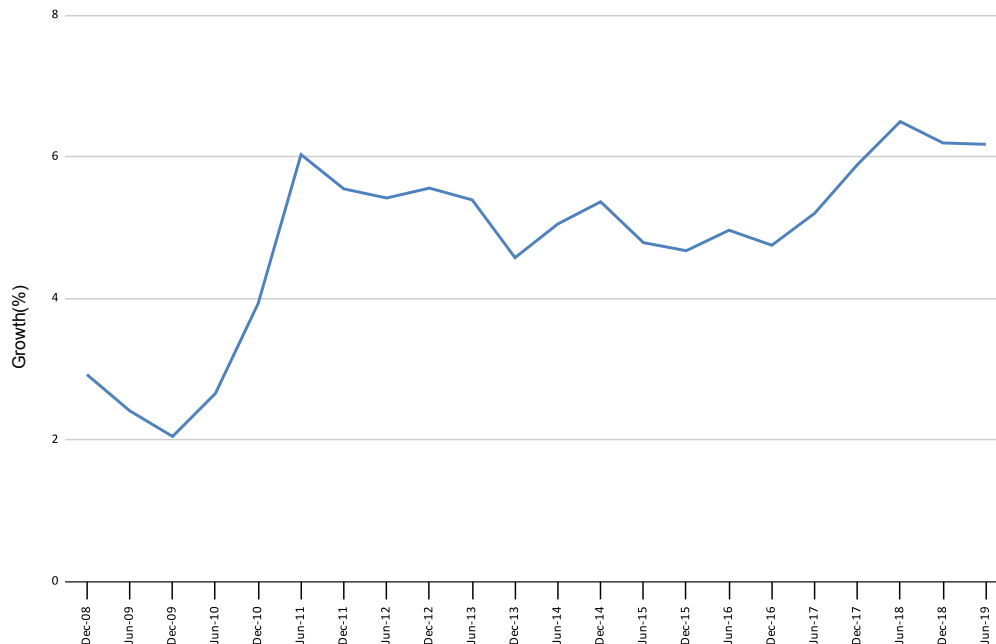


Figure 12: Relative Growth of security related sentences over time

solutions. Indeed, if we compare the number of new security sentences per month to all sentences in the month in our 53K SO posts, we observe a slow but relative growth of IoT security-related discussions, especially after 2016 (see Figure 12). This means that interest in IoT security is increasing among IoT developers in SO. Therefore, IoT security enthusiasts can benefit from the security discussions by IoT developers in SO. As we noted in Section 1 (Figure 1), security discussions in SO IoT posts can be buried inside general or non-security IoT discussions. Therefore, to offer security-specific insights from SO IoT discussions, we need tools to automatically detect those. The high performance of our developed tool, SecBot, is suited to meet the needs.

IoT Vendors. IoT vendors need to support IoT developers with proper and usable secure IoT techniques. To determine what is appropriate and what is working, though, the vendors need to know the problems faced by IoT developers. Forums like SO have become a go-to place to look for solutions to their technical problems. Thus it has become essential for the IoT vendors to keep an eye on this open discussion forum. Our research can help them in two ways. *First*, the high precision and recall of our tool SecBot

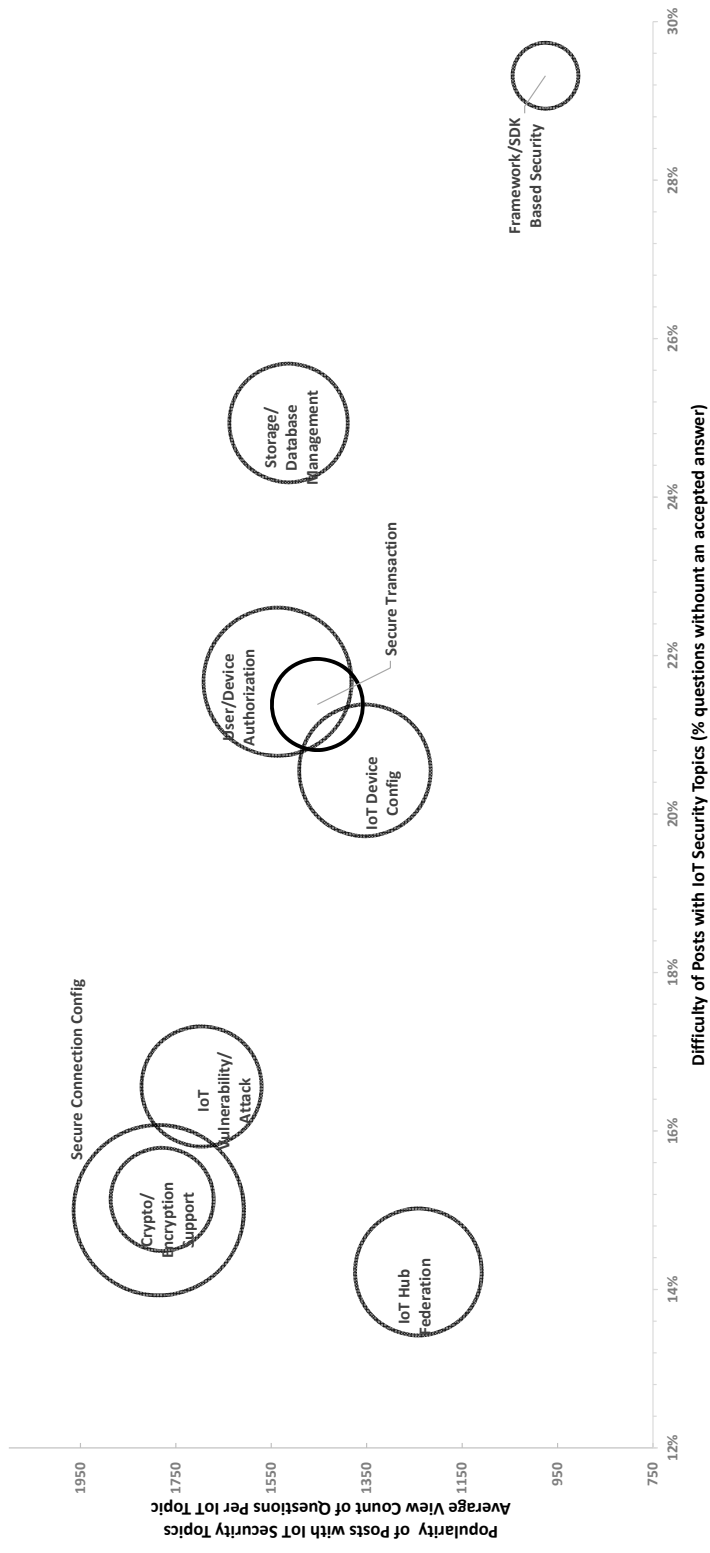


Figure 13: Tradeoff between popularity and difficulty of IoT security topics in our IoT dataset

will help IoT vendors reliably find security-related issues in SO. They can analyse those discussions and take a decision accordingly. *Second*, our findings from RQ₄ (Section 3.4) show that IoT developers are aware of major releases and immediately discuss them more frequently. Thus, we can say the vendors can get quick feedback from the developers about their most recent release of any IoT device, tools, techniques, or software. This could play a vital role in their upcoming releases. For example, if there are multiple bugs or issues, they can fix those bugs in their next release or offer a quick release fixing those bugs. Overall, such insights can be crucial for vendors to improve their offerings and to compare the solutions of their competitors. Hence, they could be well ahead of their competitors.

In Figure 13, we show a bubble chart to show the tradeoff between the popularity vs difficulty of IoT security posts. The chart is constructed as follows. Out of the 30K IoT security sentences in our dataset, we pick the sentences that we find in the SO question posts. For each of the 9 IoT security topics, we pick the sentences that we find in the SO question posts. For the total number of distinct questions thus found for a given IoT security topic, we analyze two metrics as follows: (1) Popularity analysis based on the average view counts of the associated questions to the topic. (2) Difficulty analysis to get an accepted answer to a question by computing the percentage of question per topic that remain without an accepted answer. Both of the metrics have been used previously in literature to determine the popularity and difficulty of topics generated from SO posts. The x-axis in Figure 13 shows the difficulty score of each IoT security topic, and the y-axis shows the popularity score of the IoT security posts. The size of each topic bubble is based on the number of distinct questions assigned to the topic. Therefore, the more right a topic in the chart, the more difficult it is in SO. Topics like ‘Framework/SDK Based Security’, and ‘Storage/Database Management’, and ‘IoT Device Config’ are among the most difficult. The topic ‘IoT Device Config’ is among the most difficult as well as the most popular IoT topics. Therefore, IoT vendors can accelerate the adoption of security in IoT Microchip and Bluetooth (e.g., BLE) devices, which will then increase the chance of getting answers to the problems.

IoT Developers. The security of IoT devices and solutions is of paramount importance. As the hacker community is looking for the single opportunity to breach the IoT system or device, the developers should not consider ignoring any corner of security vulnerability which can be exploited. We thus need IoT developers to stay aware of the IoT security trends and to adopt

prevalent IoT tools. The developer community is one of the best places that could help them keep pace with the cutting edge technologies that can't be breached, at least for that time frame. Such insights can benefit from such precise, specific, but automatically mined security knowledge to stay aware of the trends related to IoT security. In addition, such knowledge can also help them make better decisions, like picking a popular IoT security technique over another. For example, in Figure 13, we find that the topic 'IoT Hub Federation' is the least difficult, while also not very popular. This means that IoT developers leveraging cloud infrastructure to implement security methods for their IoT devices are not finding enough support from SO developers. The topic 'Secure Transaction' between IoT devices or between IoT and non-IoT devices contain a large number of questions, which are also popular. This means that IoT developers can devote time to learn and implement secure transactions using their IoT devices, and they can also inquire with other IoT developers in SO about the problems they face.

The developer community cannot rely on new technologies every time, as new technologies can be challenging, complex, or incompatible with the current environment. For example, a developer asks how he can create a digital signature function PDF from Hardware Security Modules (HSM) using C# in SO question $Q_{54922093}$. However, the discussion section suggests that he can't use HSM directly in C# instead he needs to go through 'CAPI' or 'CNG' api or 'ncryptoki'. Developers could face these challenges in the middle of any project, which could cost more time or, at worst, they could end up switching to another framework or tool. This scenario can be avoided if developers gather the necessary information about the required apis, devices, or software. Developer forum like SO is the ideal place to collect those information. Our research provides information about IoT security topics. Further mining of their discussed topics such as which features they are discussing, what are the sentiment of those discussion, etc. will be helpful for everyone to learn about an api, tools, frameworks, software, or devices. From this informative feedback, the developer community can decide whether they adopt the new technology or not. Thus, they can select their developing tools and frameworks wisely and minimize the risk of a project.

IoT Security Educators. Our research findings are more promising for IoT educators in many ways. From RQ₄ (Section 3.4), we learn that IoT topics are getting more attention and thus the responsibility of the IoT educators is also getting escalated. As the IoT security demands are increasing, the educator must prepare quality contents to motivate the newcomers and

to enlighten current practitioners. Thus, to create content, they can follow the topics we find in RQ₃ (Section 3.3). They should also be quite selective in selecting the most recent techniques and tools over the old ones. Otherwise, the learners will lack the new tools, which will eventually end up going backward instead of forward. SO can be a helping hand here for them. As SO contains IoT security discussions about all those 9 topics, they can collect that data to analyse and prepare their lessons. Moreover, as we previously presented, one can find enough discussions related to the most recent releases of any IoT security tools, software, and devices. The educator can also provide these insights regarding the most recent IoT tools, software, and devices into their lesson. This will also be beneficial for the learner.

IoT security educators can use the bubble chart in Figure 13 to prioritize their efforts to develop security tutorials and documentation for IoT developers and practitioners. For example, the topic ‘Secure Connection Config’ has the highest number of questions. It is also among the most popular topics, while also less difficult than most topics in terms of getting an accepted answer. Therefore, IoT security educators can analyze the questions related to user/device authorization in SO to develop comprehensive tutorials for developers. The topic ‘Crypto/Encryption Support’ has the second most questions, while it is the most popular yet one of the most difficult topics. Therefore, the IoT security educators can analyze the questions in SO and consult IoT resources to ensure that IoT developers can learn about the risks associated with leaving IoT ports open and how they can configure them properly to ensure security.

IoT Researchers This research creates a vast space for the researcher to go forward in multiple dimensions. Security aspect detection is a major task that we accomplish in this paper. However, this task requires more attention in the future. We find our Secbot has a maximum performance of 0.935, which seems like a good result considering no prior security detector has achieved that far. But when we figure out the errors made by our Secbot, we find multiple implicit contexts, ambiguous contexts, and ambiguous keywords related errors. These errors can further be researched to extract informative information like the identification of key phrases or words that cause ambiguity. Individual research can be conducted on how these key words or phrases can be detected automatically. In another way, these error categories give us a way of improving the performance of Secbot. The researcher can approach this in three ways. *First*, they can add IoT contexts to Secbot. For example, they can use some rules based patterns to extract information and then feed

it to the Secbot. *Second*, they can add more samples to reduce the sparsity of security-aspects in the dataset. For this, one may consider only adding the samples that are close to those error category types. They can even try to make a balanced dataset to see how the performance changes. *Third*, they can try a deep model that can only discern samples related to those error categories, and then they can apply ensemble Secbot and the deep model.

Besides this, we find that domain-specific BERTOverflow fails to perform as well as the generic model Secbot. Additionally, the correlation coefficient score from Table 6 suggests that the results of BERTOverflow vary from the results of Secbot. This could be an interesting topic to delve deeply into. The researcher can explore the misclassification made by BERTOverflow to compare the results between Secbot and BERTOverflow. If there is a significant difference in error categories between these two models, they can consider developing an ensemble model. Another direction of research exploration could be developing a purely domain-based security aspect detector. Although BERTOverflow has knowledge about StackOverflow, compared to its overall knowledge, SO knowledge is not sufficient to represent it as an intelligent SO expert. Thus, an entirely SO knowledge-based model may be more suitable in security-aspect detection.

IoT researchers can analyze the security discussions to learn about the specific challenges that IoT developers are facing based on their real-world experience. Such insights can be useful for researchers to invent new techniques and tools for IoT security. It is important that research in IoT security can be influenced by the emerging trends in IoT security. As we observed in Section 3.4 (Figure 8), we see an almost equal number of sentences per the the two topic categories (Software and Network) starting from January 2017. This means that security research in the IoT needs to put equal emphasis on both software and network security. Similarly, discussions about secured hardware for IoT devices are also increasing over time, although not as much as the software and network topics. IoT security researchers need to design and develop innovative techniques to secure IoT software and networks. One of the 9 topics is ‘Vulnerability/Attack Concerns’ in IoT devices, which points to the issues IoT developers are facing with regards to addressing specific vulnerabilities in their IoT-based solutions. As we find in Figure 13, this topic is also considerably popular and difficult. Therefore, IoT software and hardware security researchers can use the discussions to develop tools and techniques. Data management and storage are subject to the topic ‘Secure Data Management’, which can benefit from research in database security.

Additionally, the research community can conduct rigorous research on IoT security topics such as what types of questions developers asked in each topic category, how the new release affects the developers, what factors developers discussed most about any new release, etc.

6. Threats to Validity

Internal validity threats relate to the authors' bias while conducting the analysis. We mitigated the bias in our benchmark creation process and topic labeling processes by computing agreements (security sentences) and labeling together (topic modeling). During the topic labeling, the authors communicated over Skype and using Google drive to reduce individual biases. The agreement between the two coders is above 95% all the time. We use a standard random sampling technique to reduce locality biases in our benchmark dataset. The machine learning models are trained, tested, and reported using standard practices. There was no common data between the training and test sets. We shuffle the training and testing datasets in each iteration to introduce a new scenario every time. We perform cross-validation on the entire dataset to make sure our assessment is not biased towards any subsets. We follow standard hyperparameter tuning to minimize the effects of hyperparameters on the final results.

Construct validity threats relate to the selection and creation of IoT security dataset. As we include all tags related to IoT tags, security-related tags are also present there. However, there may be some security tags that have not been included in the dataset creation process. In the future, SO may include more IoT and security tags, which could challenge our dataset. However, as we discussed in Section 4.4, we observed that IoT developers in SO did not constrain their security-related discussions in SO to only questions labeled as security-related tags. In fact, more than 90% of our security-related sentences are not covered by the security-specific tags in our dataset. As such, in Section 5, we discussed the implications of our automated tool to detect security-related sentences in SO, which could find such sentences even in SO IoT tags that do not explicitly refer to any security issues. Beside this, construction validity threats relate to the difficulty of finding data to create our IoT security-related sentences. Our benchmark creation process was exhaustive, as we processed more than 53K posts from SO. The evolution of IoT topic categories considers post-creation time as sentence creation time. A post can be edited after its creation with new sentences, but we observed

less than 1% of such cases in our dataset. We find security-specific 30K sentences out of 672K sentences in the IoT dataset using the best performing SecBot model. During the topic modeling phase, we observed only a few non-security related sentences. Further investigation can be carried on. This may give us more insights about the model, which we leave as our future task. In addition, we select a topic for each sentence based on the higher coherence score of the topics. During the topic labeling step, we label each topic by analyzing the topic top 30 words and posts associated with the label. This approach is consistent with the related work that also analyzed topics in SO posts [12, 2].

External validity threats relate to the generalizability of our findings. Our developed model, SecBot, demonstrates high accuracy. As such, the model is expected to offer good performance for other developer forums. There is a possibility that IoT developers may discuss different types of security discussions in other forums. For example, we found that most of the IoT developers discuss Database/Storage related security in SO. It is possible that in other forums, they discuss more about encryption. A detailed evaluation of SecBot in other forum data is our future work. In summary, our model exhibits good performance in this research direction, but the results should not be taken as an automatic implication of the same result in general. An extensive analysis of the diverse nature of challenges and characteristics can validate the transposition of the results to other domains. Besides this, SecBot is designed to work on textual datasets. However, SO contains code-snippets, logging, and urls which are filtered out during our dataset creation. Therefore, if SecBot is applied to SO posts containing source codes, logging, or urls, the model’s performance may drop.

7. Related Work

Related work can broadly be divided into **Studies** to understand and **Techniques** to detect/mitigate IoT security issues.

Studies. Literature in IoT so far has focused on surveys of IoT techniques and architectures [65, 4], the underlying middleware solutions (e.g., Hub) [25], the use of big data analytics to make smarter devices [50], the design of secure protocols and techniques [4, 44, 93] and their applications on diverse domains (e.g., eHealth [51]), the Industrial adoption of IoT [47], and the evolution and visions related to IoT technologies [57, 66]. The unauthorized inference of sensitive information from/among IoT devices is a prevalent concern[22].

We are aware of no previous research that focused on understanding IoT security discussions in SO. In SE, topic modeling is used to learn aspects like software logging [46], feature location [29, 56], traceability linking [59, 8], software and source code evolution [41, 76, 75], source code categorization [77], code refactoring [16], defect analysis [27], and various software maintenance tasks [69, 70]. The SO posts are subject to topic modeling to understand concurrency [3], big data [11] and chatbot issues [2]. Yang et al. [89] studied security-topics in SO. They used SO tags to identify mobile security which might miss many security discussions which were not tagged as any security related tags. Our studies resolve this issue by following Uddin et al. [84] to collect all IoT posts. Next, they applied topic modeling to the security posts. As the recent studies have found that larger documents may have multiple topics, LDA topic modeling is unstable for such cases [26]. We thus use sentence level topic modeling. We develop a precise security detector, SecBot, to identify security related sentences from SO posts and apply LDA topic modeling on our security dataset. Unlike Yang et al. [89], we focus on IoT security topics.

Techniques. IoT devices can be easy target for cyber threats [93, 34]. As such, significant research efforts are underway to improve IoT security. Automated IoT security and safety measures are studied in Soteria [23], IoT-Guard [24]. Encryption and hashing technologies make communication more secure and certified [74]. Many authorization techniques for IoT are proposed like SmartAuth [78]. For smart home security, IoT security techniques are proposed like Piano [36], smart authentication [39], and cross-App Interference threat mitigation [28]. Session management and token verification are used in web security to prevent intruder getting information. Attacks on Zigbee, an IEEE specification used to support interoperability can make IoT devices vulnerable [62]. Smart gateway for IoT is proposed to tackle malicious attack [42]. To the best of our knowledge, our developed SecBot+ is the first DL model that can be used to automatically detect IoT security-related developers discussions. IoT researchers can gain insights to offer increased support/security for a problematic IoT device as observed in the developer discussions.

8. Conclusions

The rapid adoption of IoT-based solutions has raised concerns about the security of IoT devices and communications. As such, it is important to

understand the problems developers discuss when discussing their usage of IoT security tools and techniques in online technical forums like SO. With a view to automatically detecting developers' security discussions at the granularity level of sentences, in this paper, we have investigated a total of five advanced pre-trained language-based deep learning techniques (e.g., BERT, RoBERTa). The best-performing model, SectBot, based on RoBERTa, offers an F1-score of 0.935 to detect IoT security discussions. We use SecBot to automatically mine all the 30K IoT security-related sentences from the 53K IoT posts from SO. We apply topic modeling to the 30K sentences to find IoT security topics in developer discussions. We observed 9 topics that are grouped into three categories: Software, Network, and Hardware. Our developed tools and study findings can guide automated collection and analysis of IoT security problems in developer discussions.

References

- [1] Number of IoT devices 2015-2025.
- [2] A. Abdellatif, D. Costa, K. Badran, R. Abdalkareem, and E. Shihab. Challenges in chatbot development: A study of stack overflow posts. In *17th International Conference on Mining Software Repositories, October 5–6, 2020, Seoul, Republic of Korea. New York, NY, USA. ACM*, 2020.
- [3] S. Ahmed and M. Bagherzadeh. What do concurrency developers ask about?: A large-scale study using stack overflow. In *Proceedings of the 12th ACM/IEEE International Symposium on Empirical Software Engineering and Measurement*, page Article No. 30, 2018.
- [4] A. Al-Fuqaha, M. Guizani, M. Mohammadi, M. Aledhari, and M. Ayyash. Internet of things: A survey on enabling technologies, protocols, and applications. *IEEE Communications Surveys & Tutorials*, 17(4):2347–2376, 2015.
- [5] A. S. M. Alharbi and E. de Doncker. Twitter sentiment analysis with a deep neural network: An enhanced approach using user behavioral information. *Cognitive Systems Research*, 54:50–61, 2019.
- [6] M. Aly, F. Khomh, and S. Yacout. What do practitioners discuss about iot and industry 4.0 related technologies? characterization and identification of iot and industry 4.0 categories in stack overflow discussions. *Internet of Things*, 14:100364, 2021.

- [7] R. Arun, V. Suresh, C. E. V. Madhavan, and M. N. N. Murthy. On finding the natural number of topics with latent dirichlet allocation: some observations. In *Proceedings of the 14th Pacific-Asia conference on Advances in Knowledge Discovery and Data Mining*, pages 391–402, 2010.
- [8] H. U. Asuncion, A. U. Asuncion, and R. N. Tylor. Software traceability with topic modeling. In *Proc. 32nd Intl. Conf. Software Engineering*, pages 95–104, 2010.
- [9] L. Atzori, A. Iera, and G. Morabito. The internet of things: A survey. *Computer Networks*, 54(15):2787–2805, 2010.
- [10] M. Awad and R. Khanna. *Support Vector Machines for Classification*, pages 39–66. Apress, Berkeley, CA, 2015.
- [11] M. Bagherzadeh and R. Khatchadourian. Going big: A large-scale study on what big data developers ask. In *Proceedings of the 2019 27th ACM Joint Meeting on European Software Engineering Conference and Symposium on the Foundations of Software Engineering*, ESEC/FSE 2019, pages 432–442, New York, NY, USA, 2019. ACM.
- [12] M. Bagherzadeh and R. Khatchadourian. Going big: a large-scale study on what big data developers ask. In *Proceedings of the 2019 27th ACM Joint Meeting on European Software Engineering Conference and Symposium on the Foundations of Software Engineering*, pages 432–442, 2019.
- [13] A. Bandeira, C. A. Medeiros, M. Paixao, and P. H. Maia. We need to talk about microservices: an analysis from the discussions on stackoverflow. In *2019 IEEE/ACM 16th International Conference on Mining Software Repositories (MSR)*, pages 255–259. IEEE, 2019.
- [14] A. Barua, S. W. Thomas, and A. E. Hassan. What are developers talking about? an analysis of topics and trends in stack overflow. *Empirical Software Engineering*, pages 1–31, 2012.
- [15] H. Batra, N. S. Punn, S. K. Sonbhadra, and S. Agarwal. Bert-based sentiment analysis: A software engineering perspective. In C. Strauss, G. Kotsis, A. M. Tjoa, and I. Khalil, editors, *Database and Expert Systems Applications*, pages 138–148, Cham, 2021. Springer International Publishing.
- [16] G. Bavota, R. Oliveto, M. Gethers, D. Poshyvanyk, and A. D. Lucia. Method-book: Recommending move method refactorings via relational topic models. *IEEE Transactions on Software Engineering*, 40(7):671–694, 2014.

- [17] J. Bergstra and Y. Bengio. Random search for hyper-parameter optimization. *J. Mach. Learn. Res.*, 13:281–305, 2012.
- [18] L. R. Biggers, C. Bocovich, R. Capshaw, B. P. Eddy, L. H. Etzkorn, and N. A. Kraft. Configuring latent dirichlet allocation based feature location. *Journal Empirical Software Engineering*, 19(3):465–500, 2014.
- [19] E. Biswas, M. E. Karabulut, L. Pollock, and K. Vijay-Shanker. Achieving reliable sentiment analysis in the software engineering domain using bert. In *2020 IEEE International Conference on Software Maintenance and Evolution (ICSME)*, pages 162–173, 2020.
- [20] D. M. Blei, A. Y. Ng, and M. I. Jordan. Latent dirichlet allocation. *Journal of machine Learning research*, 3(Jan):993–1022, 2003.
- [21] E. Burmeister and L. M. Aitken. Sample size: How many is enough? *Australian Critical Care*, 25(4):271–274, 2012.
- [22] Z. B. Celik, L. Babun, A. K. Sikder, H. Aksu, G. Tan, P. D. McDaniel, and A. S. Uluagac. Sensitive information tracking in commodity IoT. In *27th USENIX Conference on Security Symposium*, pages 1687 – 1704, 2018.
- [23] Z. B. Celik, P. D. McDaniel, and G. Tan. SOTERIA: automated iot safety and security analysis. In *USENIX Conference on Usenix Annual Technical Conference*, pages 147 – 158, 2018.
- [24] Z. B. Celik, G. Tan, and P. D. McDaniel. IoTGuard: Dynamic enforcement of security and safety policy in commodity iot. In *Network and Distributed System Security Symposium*, page 15, 2019.
- [25] M. A. Chaqfeh and N. Mohamed. Challenges in middleware solutions for the internet of things. In *International Conference on Collaboration Technologies and Systems (CTS)*, pages 21–26, 2012.
- [26] U. Chauhan and A. Shah. Topic modeling using latent dirichlet allocation: A survey. *ACM Comput. Surv.*, 54(7), sep 2021.
- [27] T.-H. Chen, S. W. Thomas, M. Nagappan, and A. E. Hassan. Explaining software defects using topic models. In *9th working conference on mining software repositories*, pages 189–198, 2012.
- [28] H. Chi, Q. Zeng, X. Du, and J. Yu. Cross-app interference threats in smart homes: Categorization, detection and handling. In *50th Annual IEEE/IFIP*

International Conference on Dependable Systems and Networks, pages 411–423, 2020.

- [29] B. Cleary, C. Exton, J. Buckley, and M. English. An empirical analysis of information retrieval based concept location techniques in software comprehension. *Empirical Software Engineering*, 14:93–130, 2009.
- [30] J. Dai, F. Pan, Z. Shou, and H. Zhang. RoBERTa-IAN for aspect-level sentiment analysis of product reviews. *Journal of Physics: Conference Series*, 1827(1):012079, mar 2021.
- [31] J. Devlin, M.-W. Chang, K. Lee, and K. Toutanova. BERT: Pre-training of deep bidirectional transformers for language understanding. Technical report, <https://arxiv.org/abs/1810.04805>, 2018.
- [32] W. Ding and H. Hu. On the safety of IoT device physical interaction control. In *ACM SIGSAC Conference on Computer and Communications Security*, pages 832 – 846, 2018.
- [33] S. Edwards and I. Profetis. Hajime: Analysis of a decentralized internet worm for IoT devices. *Rapidly Networks*, 16:18, 2016.
- [34] M. Frustaci, P. Pace, G. Aloï, and G. Fortino. Evaluating critical security issues of the iot world: Present and future challenges. *IEEE Internet of Things Journal*, 5(4):2483 – 2495, 2017.
- [35] K. V. Ghag and K. Shah. Comparative analysis of effect of stopwords removal on sentiment classification. In *2015 International Conference on Computer, Communication and Control (IC4)*, pages 1–6, 2015.
- [36] N. Z. Gong, A. Ozen, Y. Wu, X. Cao, R. Shin, D. Song, H. Jin, and X. Bao. PIANO: Proximity-based user authentication on voice-powered internet-of-things devices. In *37th International Conference on Distributed Computing Systems*, pages 2212 – 2219, 2017.
- [37] J. Gubbi, R. Buyya, S. Marusic, and M. Palaniswami. Internet of things (iot): A vision, architectural elements, and future directions. *Future generation computer systems*, 29(7):1645–1660, 2013.
- [38] Z. Hameed and B. Garcia-Zapirain. Sentiment classification using a single-layered bilstm model. *IEEE Access*, 8:73992–74001, 2020.

- [39] W. He, M. Golla, R. Padhi, J. Ofek, M. Dürmuth, E. Fernandes, and B. Ur. Rethinking access control and authentication for the home internet of things (IoT). In *27th USENIX Conference on Security Symposium*, pages 255 – 272, 2018.
- [40] G. Ho, D. Leung, P. Mishra, A. Hosseini, D. Song, and D. A. Wagner. Smart locks: Lessons for securing commodity internet of things devices. In *11th ACM on Asia Conference on Computer and Communications Security*, pages 461 – 472, 2016.
- [41] J. Hu, X. Sun, D. Lo, and B. Li. Modeling the evolution of development topics using dynamic topic models. In *IEEE 22nd International Conference on Software Analysis, Evolution, and Reengineering*, pages 3–12, 2015.
- [42] S. R. Hussain, S. Nirjon, and E. Bertino. Securing the insecure link of internet-of-things using next-generation smart gateways. In *IEEE International Conference on Distributed Computing in Sensor Systems*, pages 66–73, 2019.
- [43] N. Kant, R. Puri, N. Yakovenko, and B. Catanzaro. Practical text classification with large pre-trained language models. *arXiv preprint arXiv:1812.01207*, 2018.
- [44] M. A. Khan and K. Salah. Iot security: Review, blockchain solutions, and open challenges. *Future Generation Computer Systems*, 82:395–411, 2018.
- [45] L. Leclezio, A. Jansen, V. Whittimore, and P. De Vries. Pilot validation of the tuberous sclerosis-associated neuropsychiatric disorders (tand) checklist. *Pediatric Neurology*, 52, 10 2014.
- [46] H. Li, T.-H. P. Chen, W. Shang, and A. E. Hassan. Studying software logging using topic models. *Empirical Software Engineering*, 23:2655–2694, 2018.
- [47] Y. Liao, E. de Freitas Rocha Loures, and F. Deschamps. Industrial internet of things: A systematic literature review and insights. *IEEE Internet of Things Journal*, 5(6):4515–4525, 2018.
- [48] Y. Liu, M. Ott, N. Goyal, J. Du, M. Joshi, D. Chen, O. Levy, M. Lewis, L. Zettlemoyer, and V. Stoyanov. RoBERTa: A robustly optimized bert pretraining approach. Technical report, <https://arxiv.org/abs/1907.11692>, 2019.
- [49] C. D. Manning, P. Raghavan, and H. Schütze. *An Introduction to Information Retrieval*. Cambridge Uni Press, 2009.

- [50] M. Marjani, F. Nasaruddin, A. Gani, A. Karim, I. A. T. Hashem, A. Siddiqa, and I. Yaqoob. Big iot data analytics: Architecture, opportunities, and open research challenges. *IEEE Access*, 5(1):5247 – 5261, 2017.
- [51] D. Minoli, K. Sohraby, and B. Occhiogrosso. Iot security (IoTSec) mechanisms for e-health and ambient assisted living applications. In *IEEE/ACM International Conference on Connected Health: Applications, Systems and Engineering Technologies*, pages 13–18, 2017.
- [52] NLTK. *Sentiment Analysis*. <http://www.nltk.org/howto/sentiment.html>, 2016.
- [53] M. Obaidi and J. Klünder. Development and application of sentiment analysis tools in software engineering: A systematic literature review. In *Evaluation and Assessment in Software Engineering*, EASE 2021, page 80–89, New York, NY, USA, 2021. Association for Computing Machinery.
- [54] S. Overflow. *Stack Overflow Questions*. <https://stackoverflow.com/questions/>, 2020. Last accessed on 14 November 2020.
- [55] K. Pipalia, R. Bhadja, and M. Shukla. Comparative analysis of different transformer based architectures used in sentiment analysis. In *2020 9th International Conference System Modeling and Advancement in Research Trends (SMART)*, pages 411–415, 2020.
- [56] D. Poshyvanyk, Y.-G. Guéhéneuc, A. Marcus, G. Antoniol, and V. T. Rajlich. Feature location using probabilistic ranking of methods based on execution scenarios and information retrieval. *IEEE Transactions on Software Engineering*, 33(6):420–432, 2007.
- [57] K. Pretz. The next evolution of the internet. *IEEE Magazine The institute*, 50(5), 2013.
- [58] A. Prinzie and D. Van den Poel. Random forests for multiclass classification: Random multinomial logit. *Expert Systems with Applications*, 34(3):1721–1732, 2008.
- [59] S. Rao and A. C. Kak. Retrieval from software libraries for bug localization: a comparative study of generic and composite text models. In *8th Working Conference on Mining Software Repositories*, page 43–52, 2011.
- [60] R. Řehůřek and P. Sojka. Software framework for topic modelling with large corpora. In *Proceedings of the LREC 2010 Workshop on New Challenges for NLP Frameworks*, pages 45–50, 2010.

- [61] M. Röder, A. Both, and A. Hinneburg. Exploring the space of topic coherence measures. In *Proceedings of the Eighth ACM International Conference on Web Search and Data Mining*, pages 399–408, 2015.
- [62] E. Ronen, A. Shamir, A.-O. Weingarten, and C. O’Flynn. IoT goes nuclear: Creating a zigbee chain reaction. In *IEEE Symposium on Security and Privacy*, pages 195 – 212, 2017.
- [63] C. Rosen and E. Shihab. What are mobile developers asking about? a large scale study using stack overflow. *Journal Empirical Software Engineering*, 21(3):1192–1223, 2016.
- [64] V. Sekar, S. Seshan, Y. Agarwal, and C. Xu. Handling a trillion (unfixable) flaws on a billion devices: Rethinking network security for the internet-of-things. In *14th ACM Workshop on Hot Topics in Networks*, 2015.
- [65] P. Sethi and S. R. Sarangi. Internet of things: Architectures, protocols, and applications. *Journal of Electrical and Computer Engineering*, 2017, 2017.
- [66] N. Sharma, M. Shamkuwar, and I. Singh. The history, present and future with iot. *Internet of Things and Big Data Analytics for Smart Generation*, 154(1):27–51, 2019.
- [67] B. H. Shekar and G. Dagnev. Grid search-based hyperparameter tuning and classification of microarray cancer data. In *2019 Second International Conference on Advanced Computational and Communication Paradigms (ICACCP)*, pages 1–8, 2019.
- [68] Stack Exchange, Inc. *Stack Exchange Data Dump*. <https://archive.org/details/stackexchange>, 2019.
- [69] X. Sun, B. Li, H. Leung, B. Li, and Y. Li. Msr4sm: Using topic models to effectively mining software repositories for software maintenance tasks. *Information and Software Technology*, 66:671–694, 2015.
- [70] X. Sun, B. Li, Y. Li, and Y. Chen. What information in software historical repositories do we need to support software maintenance tasks? an approach based on topic model. *Computer and Information Science*, pages 22–37, 2015.
- [71] J. Tabassum, M. Maddela, W. Xu, and A. Ritter. Code and named entity recognition in stackoverflow. In *Proceedings of the 58th Annual Meeting of the Association for Computational Linguistics (ACL)*, 2020.

- [72] W.-H. Tai, H. T. Kung, and X. Dong. exbert: Extending pre-trained models with domain-specific vocabulary under constrained training resources. In *FINDINGS*, 2020.
- [73] L. Tawalbeh, F. Muheidat, M. Tawalbeh, and M. Quwaider. Iot privacy and security: Challenges and solutions. *Applied Sciences*, 10(12), 2020.
- [74] P. Tedeschi, S. Sciancalepore, A. Eliyan, and R. D. Pietro. Like: Lightweight certificateless key agreement for secure iot communications. *IEEE Internet of Things Journal*, 7(1):621–638, 2020.
- [75] S. W. Thomas, B. Adams, A. E. Hassan, and D. Blostein. Modeling the evolution of topics in source code histories. In *8th working conference on mining software repositories*, pages 173–182, 2011.
- [76] S. W. Thomas, B. Adams, A. E. Hassan, and D. Blostein. Studying software evolution using topic models. *Science of Computer Programming*, 80(B):457–479, 2014.
- [77] K. Tian, M. Reville, and D. Poshyvanyk. Using latent dirichlet allocation for automatic categorization of software. In *6th international working conference on mining software repositories*, pages 163–166, 2009.
- [78] Y. Tian, F. Thung, A. Sharma, and D. Lo. APIBot: question answering bot for api documentation. In *Proc. 32nd IEEE/ACM International Conference on Automated Software Engineering*, pages 153–158, 2017.
- [79] G. Uddin. Security and machine learning adoption in iot: A preliminary study of iot developer discussions. In *Proc. IEEE/ACM 3rd International Workshop on Software Engineering Research and Practices for the IoT*, pages 36–43, 2021.
- [80] G. Uddin, Y.-G. Gueheneuc, F. Khomh, and C. K. Roy. An empirical study of the effectiveness of an ensemble of stand-alone sentiment detection tools for software engineering datasets. 2021.
- [81] G. Uddin and F. Khomh. Automatic summarization of API reviews. In *Proc. 32nd IEEE/ACM International Conference on Automated Software Engineering*, page 12, 2017.
- [82] G. Uddin and F. Khomh. Automatic opinion mining from API reviews from stack overflow. *IEEE Transactions on Software Engineering*, page 35, 2018. Under review (Major Revision).

- [83] G. Uddin and F. Khomh. Automatic opinion mining from API reviews from stack overflow. *IEEE Transactions on Software Engineering*, page 35, 2019.
- [84] G. Uddin, F. Sabir, Y.-G. Guéhéneuc, O. Alam, and F. Khomh. An empirical study of iot topics in iot developer discussions on stack overflow. *Empirical Software Engineering*, 26, 11 2021.
- [85] A. J. Viera and J. M. Garrett. Understanding interobserver agreement: The kappa statistic. *Family medicine*, 37(4):360–363, 2005.
- [86] Z. Wan, X. Xia, and A. E. Hassan. What do programmers discuss about blockchain? a case study on the use of balanced lda and the reference architecture of a domain to capture online discussions about blockchain platforms across stack exchange communities. *IEEE Transactions on Software Engineering*, (1):24, 2019.
- [87] M. Weyrich and C. Ebert. Reference architectures for the internet of things. *IEEE Software*, 33(1):112–116, 2016.
- [88] R. Winters, A. Winters, and R. G. Amedee. Statistics: A brief overview. *Ochsner Journal*, 10(3):213–216, 2010.
- [89] X.-L. Yang, D. Lo, X. Xia, Z.-Y. Wan, and J.-L. Sun. What security questions do developers ask? a large-scale study of stack overflow posts. *Journal of Computer Science and Technology*, 31(5):910–924, 2016.
- [90] Z. Yang, Z. Dai, Y. Yang, J. Carbonell, R. Salakhutdinov, and Q. V. Le. XLNet: Generalized autoregressive pretraining for language understanding. Technical report, <https://arxiv.org/abs/1906.08237>, 2020.
- [91] T. Zhang, B. Xu, F. Thung, S. A. Haryono, D. Lo, and L. Jiang. Sentiment analysis for software engineering: How far can pre-trained transformer models go? In *IEEE International Conference on Software Maintenance and Evolution*, pages 70–80, 2020.
- [92] W. Zhang, T. Yoshida, and X. Tang. A comparative study of tf*idf, lsi and multi-words for text classification. *Expert Systems with Applications*, 38(3):2758–2765, 2011.
- [93] Z.-K. Zhang, M. C. Y. Cho, C.-W. Wang, C.-W. Hsu, C.-K. Chen, and S. Shieh. Iot security: Ongoing challenges and research opportunities. In *IEEE 7th International Conference on Service-Oriented Computing and Applications*, pages 230–234, 2014.