

LETTER TO THE EDITOR

# Efficient Dust Radial Drift Around Young Intermediate-mass Stars

Paola Pinilla<sup>1,2</sup>, Antonio Garufi<sup>3</sup>, and Matías Gárate<sup>1</sup>.

<sup>1</sup> Max-Planck-Institut für Astronomie, Königstuhl 17, 69117, Heidelberg, Germany, e-mail: pinilla@mpia.de

<sup>2</sup> Mullard Space Science Laboratory, University College London, Holmbury St Mary, Dorking, Surrey RH5 6NT, UK.

<sup>3</sup> INAF, Osservatorio Astrofisico di Arcetri, Largo Enrico Fermi 5, I-50125 Firenze, Italy.

## ABSTRACT

Radial velocities and direct imaging observations of exoplanets suggest that the frequency of giant planets may decrease for intermediate-mass stars ( $2.5 - 8 M_{\odot}$ ) and it is unclear what is the key mechanism that may hinder their formation. From a theoretical point of view, planet formation around intermediate-mass stars may take longer times, which together with fast migration and efficient photoevaporation may prevent planet formation in these environments. In this letter, we investigate the temporal evolution of the radial drift for dust particles in disks when stellar evolution is taken into account. We demonstrate that the particles drift velocity around intermediate-mass stars sharply increases after 1–2 Myr thus as to potentially become a difficult barrier to overcome in the first steps of planet formation. This high radial drift could explain the lack of disk detections around intermediate-mass stars older than 3–4 Myr, as opposed to low-mass stars ( $< 2.5 M_{\odot}$ ) where the drift may not be the most impacting factor for the disk evolution. Future high-resolution images of these disks can help us explain why planets around intermediate-mass stars may be rare, and whether the role of efficient dust radial drift is to hinder or not planet formation around intermediate-mass stars.

**Key words.** accretion, accretion disk – circumstellar matter – stars: premain-sequence-protoplanetary disk–planet formation

## 1. Introduction

The high occurrence of exoplanets discovered around solar-mass stars indicates that planet formation around low-mass stars ( $< 2.5 M_{\odot}$ ) is an efficient process in protoplanetary disks (e.g., Winn & Fabrycky 2015). Radial velocities and direct imaging observations show that the frequency of giant planets increases as a function of stellar mass, up to a mass of  $\sim 2.5 M_{\odot}$  (Johnson et al. 2010; Reffert et al. 2015). For more massive stars, radial velocities studies show that this frequency quickly decreases (Reffert et al. 2015). The detection of planets by radial velocity is sensitive to planets close to the star, so a possibility for the decrease of detected planets around stars more massive than  $2.5 M_{\odot}$  is that planets form farther out in their parental disk. To test if this is the case, current direct imaging surveys (such as the BEAST survey using the Spectro-Polarimetric High-Contrast Exoplanet Research at the Very Large Telescope; Janson et al. 2021b) are currently ongoing. In fact, recently two giant planets in wide orbits in two different systems have been directly imaged in this survey (Janson et al. 2021a; Squicciarini et al. 2022).

Intermediate-mass stars (IMS,  $2.5 - 8 M_{\odot}$ ) on the main sequence have spectral types spanning from B1 to B9. We choose  $2.5 M_{\odot}$  as the lower limit of this range, because it roughly corresponds to a spectral type of B9 on the main sequence, and thus marks an approximate transition between the A and B spectral type ranges (Pecaut & Mamajek 2013). During the pre-main-sequence (PMS) phase when planet formation is thought to occur, the effective temperature of IMS is low. Depending on the mass, an IMS spends from a fraction of a Myr to a few Myr of its initial life with spectral type later than F0 being therefore defined as an intermediate-mass T Tau star (IMTTS, see e.g., Calvet et al. 2004). Later on, it shifts to earlier spectral type and appears as an Herbig Ae/Be star (Waters & Waelkens 1998). Their luminosity also significantly modifies throughout the PMS phase being ini-

tially decreased and subsequently increased until the star reaches the main sequence (Fig. 1).

The apparent sharp decrease in the number of giant exoplanets around IMS opens the question about the physical conditions of protoplanetary disks around Herbig Ae/Be and IMTTSs, and what may prevent (giant) planet formation in these environments. Infrared observations have showed the disk lifetime around IMS is shorter than that of low-mass stars (Carpenter et al. 2006; Ribas et al. 2015; Luhman 2022). The inner parts ( $< 20 R_{\star}$ ) of the disks around IMS are thought to evolve due to viscous decretion, where the star rotating near breakup velocity at the equator leads to episodic or continuous mass ejection from the stellar equator. As a result, outflowing, ionized, purely gaseous disks spreads viscously into a disk and reaccreses (e.g., Lee et al. 1991; Bjorkman & Carciofi 2005; Rivinius et al. 2013). At larger radii, it is still unclear what dominates the evolution of the disks around IMS and thus observations that are sensitive to regions much larger than 20 stellar radii are needed to understand their evolution (e.g., Klement et al. 2017).

From a theoretical point of view, planet formation may also decrease at masses larger than  $2 - 3 M_{\odot}$  (e.g., Ida & Lin 2008; Kennedy & Kenyon 2008). This is because when the mass of the star increases, the snow line is located further out, where the growth timescales for planet formation by planetesimal accretion are longer than the migration timescales, while simultaneously effective photoevaporation of the disk driven by energetic stellar photons is more effective in these disks (e.g., Adams et al. 2004). This combination of slow growth to planets, fast migration, and efficient photoevaporation may prevent planet formation around IMS. However, planets may still form around IMS as around Sun-like stars by pebble (millimeter/centimeter-sized particles) accretion, which occurs faster than planetesimal accretion (Ormel & Klahr 2010; Lambrechts & Johansen 2012).

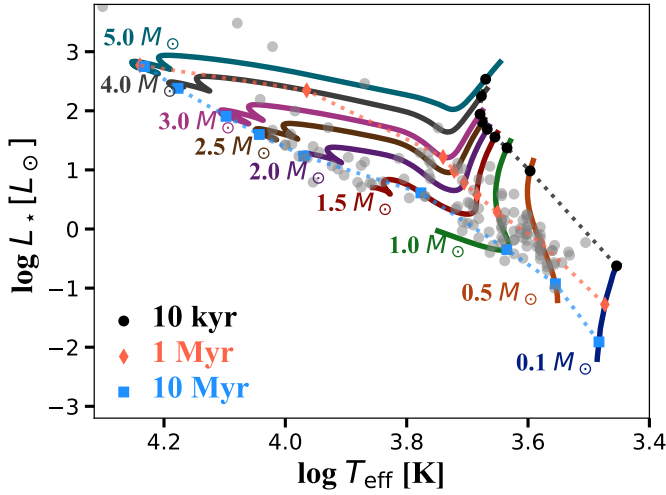


Fig. 1: Evolutionary tracks from Dotter et al. (2008) up to 30 Myr of 0.1–5  $M_{\odot}$  stars in the H-R diagram, with three different isochronic lines. Points correspond to targets imaged at high angular resolution ( $\leq 0.1''$ ) in the near-infrared or (sub-)millimeter regimes.

In either scenario (pebble or planetesimal accretion), the very first step of planet formation is the growth from micron-sized particles from the interstellar medium to pebbles. In this process, dust particles are expected to drift towards the regions of high pressure because of the sub-Keplerian rotation of the gas (e.g. Weidenschilling 1977). The drift velocity of the particles depends on how much the gas velocity differs from Keplerian rotation. This difference from Keplerian rotation changes across the stellar masses and age (see Pinilla et al. 2013, for the case of disks around very low mass stars). The dust drift velocity is such that  $v_{\text{drift}} \propto L_{\star}^{1/4} / \sqrt{M_{\star}}$ . The dependency of the stellar mass dominates for low mass stars, and as a consequence, the radial drift velocities are higher for particles in disks around very low mass stars ( $\lesssim 0.1 M_{\odot}$ ) and Brown Dwarfs ( $\lesssim 5\% M_{\odot}$ ) than in disks around Sun-like stars. This prediction has been recently supported by observations from the Atacama Large Millimeter/submillimeter Array (ALMA) of these objects, where the gas disk extension traced by  $^{12}\text{CO}$  is much larger than the dust continuum emission in the absence of substructures that may act as pressure bumps (the disk around CIDA 7, Kurtovic et al. 2021).

Because the luminosity of IMS significantly increases with time after a fraction of million-of-years, the luminosity term dominates the drift velocity of dust particles ( $v_{\text{drift}} \propto L_{\star}^{1/4} / \sqrt{M_{\star}}$ ) for disks around IMS. As a result of the increase in luminosity, the gas velocity can soon become more sub-keplerian around these stars, inducing a very efficient drift of dust particles before the first embryos of planets can form.

In this letter, we investigate the radial drift of dust particles in disks around IMS when the stellar luminosity and temperature vary with time (Sect. 2), similar to the work of Appellgren et al. (2020) for T-Tauri stars. In addition, in this section we compare our results with the fraction of detected protoplanetary disks at high angular resolution around a large range of stellar masses and ages. We discuss and summarize the implications of our results in Sect. 3 and Sect. 4, respectively.

## 2. Radial drift of dust particles in disks around IMS

The total drift velocity of dust particles in protoplanetary disks is given by (Weidenschilling 1977)

$$v_{\text{drift}}(\text{St}, M_{\star}, L_{\star}) = \frac{1}{\text{St}^{-1} + \text{St} \rho(M_{\star}, L_{\star}) \Omega(M_{\star})}. \quad (1)$$

The dependency of  $v_{\text{drift}}$  on the stellar mass and luminosity is as follows. First, the Stokes number denoted by  $\text{St}$ , quantifies the coupling of the particle to the gas, and in the midplane is defined as

$$\text{St}(M_{\star}) = \frac{a \rho_s}{\Sigma_g(M_{\star})} \frac{\pi}{2}, \quad (2)$$

where  $a$  is the particle size,  $\rho_s$  is the solid density of the dust grains and  $\Sigma_g$  is the gas surface density that depends on the stellar mass under the assumption that the disk mass scales with the stellar mass. For this purpose we assume that  $M_{\text{disk}} = 0.05 M_{\star}$ , and a power law for the gas surface density as  $\Sigma_g \propto r^{-1}$ .

Second, in Eq. 1  $\rho(M_{\star}, L_{\star})$  is the disk gas volume density, which in hydrostatic balance and in a vertically isothermal disk is

$$\rho = \rho_0(M_{\star}, L_{\star}) \exp\left(\frac{-z^2}{2h^2(M_{\star}, L_{\star})}\right) \quad (3)$$

$\rho_0(M_{\star}, L_{\star})$  is the midplane density and  $h(M_{\star}, L_{\star})$  is the disk scale height, which are defined as

$$\rho_0 = \frac{\Sigma_g(M_{\star})}{\sqrt{2\pi}h(M_{\star}, L_{\star})} \quad \text{and} \quad h(M_{\star}, L_{\star}) = \frac{c_s(L_{\star})}{\Omega(M_{\star})}, \quad (4)$$

where the sound speed ( $c_s$ ) is given by

$$c_s^2 = \frac{\sigma_{\text{SB}} T_{\text{disk}}(L_{\star})}{\mu m_p}, \quad (5)$$

being  $\sigma_{\text{SB}}$ ,  $\mu$  and  $m_p$  the Stefan-Boltzmann constant, the mean molecular mass and the proton mass, respectively. We assume the disk temperature ( $T_{\text{disk}}$ ) of a passive disk as (Kenyon & Hartmann 1987)

$$T(r, L_{\star}) = T_{\star} \left(\frac{R_{\star}}{r}\right)^{1/2} \phi_{\text{inc}}^{1/4} = \left(\frac{L_{\star} \phi_{\text{inc}}}{4\pi \sigma_{\text{SB}} r^2}\right)^{1/4} \quad (6)$$

where  $R_{\star}$  and  $T_{\star}$  are the stellar radius and temperature respectively, and  $\phi_{\text{inc}}$  is the incident angle, which we assume to be 0.05.

Finally, the isothermal pressure is given by:

$$P = \rho(M_{\star}, L_{\star}) c_s^2(L_{\star}). \quad (7)$$

Considering these dependencies on stellar mass and luminosity, Pinilla et al. (2013) demonstrated that  $v_{\text{drift}} \propto L_{\star}^{1/4} / \sqrt{M_{\star}}$ . The left panel of Fig. 2 shows the absolute value of the dust drift velocities (Eq. 1) at the midplane as a function of stellar mass for particles with  $\text{St}=1$  (which corresponds to the highest radial drift velocities), and at three different times of stellar evolution following the evolutionary tracks from Fig 1. At early times (10 kyr), dust particles in disks around stars with  $M_{\star} < 1 M_{\odot}$  experience the highest radial drift, while at later times (1 and

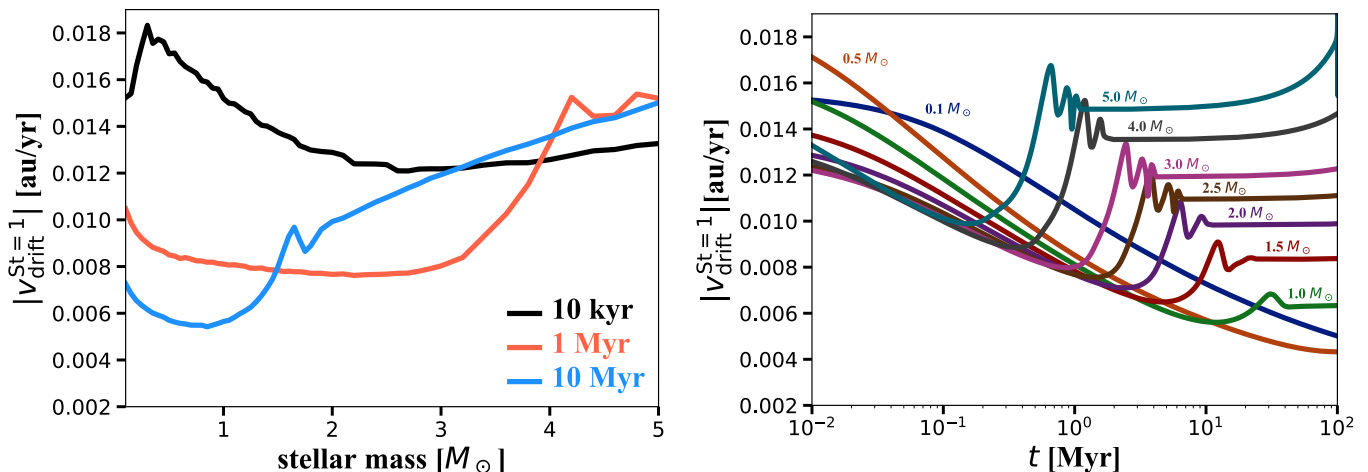


Fig. 2: Left panel: Absolute value of the dust drift velocities at the midplane as a function of stellar mass for particles with  $St=1$ , and at three different times of stellar evolution following the evolutionary tracks from Fig. 1. Right panel: Absolute value as a function of time for the drift velocity of dust particles with  $St=1$  in the disk midplane around stars with different masses.

10 Myr), the drift velocities are high for very low mass stars ( $\sim 0.1 M_\odot$ ) and increase for IMS ( $> 2.5 M_\odot$ ). It is important to note that the radial drift for particles around stars even less massive than  $\sim 0.1 M_\odot$ , Brown Dwarfs, or even planetary objects is expected to continue increasing as shown by Pinilla et al. (2013) and Zhu et al. (2018).

The right panel of Fig. 2 shows the absolute value of the dust drift velocity in the disk midplane as a function of time for particles with  $St=1$  and for different stellar masses. Because we calculate the radial drift velocity for a given  $St$  rather than a given grain size, these results are independent on the radial location where these velocities are calculated (note that for the above assumptions  $\partial_r P / (\rho_0 \Omega)$  is constant with radius). For 0.1, 0.5, and 1  $M_\odot$  the drift velocities decrease with time, while for stellar masses  $M_\star > 1.5 M_\odot$  an increase in the drift velocities occurs within the typical protoplanetary disk lifetime (up to 10 Myr). This increase is sharper, higher, and occurs earlier for more massive stars. The same trend is expected for lower values of  $St$ , but with lower drift velocities. Dust particles in protoplanetary disks may grow to sizes near  $St=1$  depending on different dust and disk properties, such as disk turbulence and the fragmentation velocity of the particles (Pinilla et al. 2021).

Although the difference of drift velocities between different stellar masses seems moderate, it can significantly change one of the first steps of planet formation, which is the formation of pebbles, as well as their long-term retention by trapping in pressure bumps. In the case of very-low mass stars, where the drift velocities are *only* a factor of two higher (at most) than around Sun-like stars (also seen in Fig. 2), the amplitude of the pressure gradient of the bumps needs to be higher in order to stop the drift of the grains and the effect of turbulent diffusion inside these traps (Pinilla et al. 2013). Therefore, in disks around IMS a higher pressure gradient would be required to stop the drift of grains.

Figure 3 compares the age and mass of stars imaged with high angular resolution ( $\leq 0.1''$ ) either in the near-infrared or at (sub-)millimeter wavelengths with the times when radial drift velocities reach their maximum value for different stellar masses in the right panel of Fig. 2. The data-points from near-infrared observations are listed in Garufi et al. (2018, 2020, 2022) and Laws et al. (2020). Sources with ALMA observations can be

found in Long et al. (2018), Andrews et al. (2018), Cieza et al. (2019), Ansdell et al. (2020), Villenave et al. (2020), Francis & van der Marel (2020), Kurtovic et al. (2021), and Stapper et al. (2022). The stellar masses and age of Fig. 3 are calculated for all sources where the star is visible following the method outlined by Garufi et al. (2018) and based on the latest *Gaia* data release (Gaia Collaboration et al. 2021).

On one hand, the desert of observational data in the lower right of Fig. 3 is due to the faint luminosity of the host star that does not allow to carry out optical/NIR high-contrast imaging. In fact, these observations are aided by an adaptive optics system that requires a relatively bright star to operate (see Benisty et al. 2022). On the other hand, the upper desert is most likely an actual paucity of disks still present around the host star. The similarity between the boundary of this desert and the time where drift velocities are maximized is discussed in Sect. 3.

### 3. Discussion

As protoplanetary disks evolve, so do the host stars. A main shortcoming of most of the simulations studying the disk evolution is to ignore the impact of stellar evolution on the disk. By including the stellar luminosity from evolutionary tracks, we show that the dust radial drift in disks around low- and intermediate-mass stars has a different behavior. In low-mass stars, the drift is more pronounced at the very early stage ( $\ll 1$  Myr, left panel in Fig. 2), and with time the drift velocities increase sharply for more massive stars (right panel in Fig. 2). Radial drift may become a more difficult barrier to overcome in planet formation in disks older than 1 Myr around IMS. This is because the first steps of planet formation is the growth from (sub-)micron-sized particles to pebbles (particles with  $St$  near unity). Once dust particles grow to these sizes, gas-giant cores or terrestrial planets can quickly form thanks to streaming instability and pebble accretion (e.g., Lambrechts & Johansen 2012). It is possible that due to the very fast radial drift of dust particles in disks around IMS, grains cannot grow to pebble sizes (and further to planetesimals) due to destructive collisions with high drift velocities and/or simply because they are lost towards the star before any pressure bump can form in the disk to stop their drift. This finding may provide an explanation to the paucity of planets detected

around these stars that is alternative (or concurrent) to other processes, such as: slow growth to planets, fast planet migration, and efficient photoevaporation.

The dichotomous evolution of the dust radial drift around low mass stars and IMS must therefore have an observable effect on the disk morphology around these two classes of stars. The abrupt change in the temporal evolution of the drift around a  $1 M_{\odot}$  star (decreasing) and  $> 2.5 M_{\odot}$  stars (sharply increasing) may have an immediately observable imprint on the disk demography: several solar mass stars as old as 10 Myr are known to still host a relatively massive planet-forming disk while no disk has ever been imaged around any IMS older than 3–4 Myr (Fig. 3). This suggests that the rapid increase in luminosity experienced by IMS after 1 Myr of life accelerates the disk evolution to the point that the whole disk is dissipated in a fraction of Myr.

As for the disk morphology around young IMS, not so much is known. In fact, at present only few stars with spectral type earlier than B9 have been imaged with high angular resolution (e.g., MWC297 and HD87643, Stapper et al. 2022; Laws et al. 2020). Among the few constraints from unresolved observations available is their low dust mass compared to low-mass stars (a few  $M_{\odot}$ ) and loose upper limits on the extent (often as much as a few hundred au, Alonso-Albi et al. 2009; Stapper et al. 2022). It is therefore pivotal to carry on a survey of these targets at high angular resolution and sensitivity that could shed light on their disk morphology. A fundamental question that arises is whether these disks are similar in mass and extent to the coeval counterparts around low-mass stars or if they are already smaller when the onset of the efficient radial drift and photoevaporation act to dissipate them. Our findings in Fig. 3 suggest that radial drift is an impacting factor driving the disk evolution, limiting the disk detection around IMS, while for lower mass stars the effect of drift is less clear potentially due to the presence of pressure bumps that could form early in these disks helping to retain dust particles. In fact, most of the disks around low-mass stars ( $< 2.5 M_{\odot}$ ) in Fig. 3 do show substructures. However, no obvious trend is seen between the presence or absence of substructures in the disks around low-mass-stars and the red line from the models in Fig. 3.

Radial drift of dust particles being more efficient around IMS may have an important effect on the stellar photosphere- and inner disk composition. Kama et al. (2015) proposed that the depletion of heavy elements in the photospheres of Herbig Ae/Be stars hosting disks comes from pressure bumps (possibly from giant planets forming in these disks) blocking the dust accretion in the outer disk. If planet formation is hindered by very efficient radial drift around IMS, they should have higher abundances of refractory elements than low-mass stars, or another process must be responsible for the depletion of metals if no planets or substructures are found in future high resolution observations. Banzatti et al. (2020) also suggests that drifting pebbles from the outer parts of the disks enrich the inner disk with water, while the water abundance is lower in disks where the pebbles are trapped. For IMS disks, the inner disk should therefore be more water rich than their low-mass stars, a hypothesis that could be tested with incoming data from the James Webb Space Telescope (JWST).

## 4. Conclusion

Radial velocities and direct imaging observations of exoplanets suggest that the frequency of giant planets decreases for IMS  $2.5 - 8 M_{\odot}$  and it is unclear what is the key mechanism that may hinder their formation around these stars. In this letter, we demonstrate that because the luminosity of IMS significantly in-

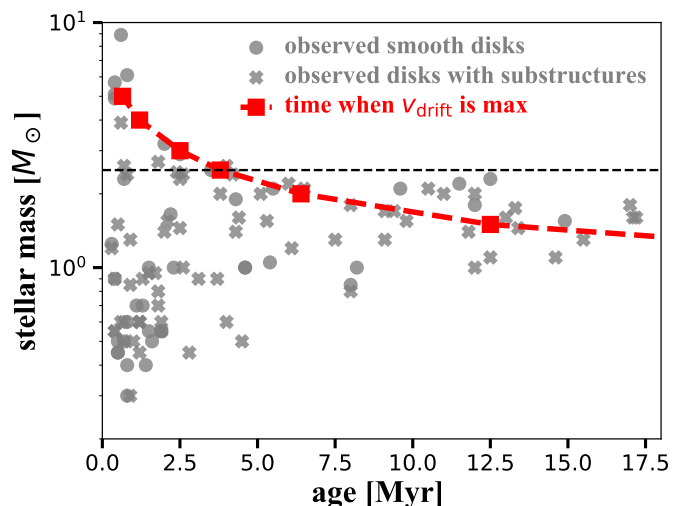


Fig. 3: Age and mass of stars imaged at high angular resolution ( $\leq 0.1''$ ) compared with the times where the radial drift velocities of disk particles reach their maximum value for different stellar masses (right panel in Fig. 2) and following the evolutionary tracks shown in Fig. 1. Circles are disks that are identified as smooth disks, while crosses are disks where substructures have been detected. The black dashed-line is at  $2.5 M_{\odot}$ .

creases with time after a fraction of million-of-years, the radial drift velocity of dust particles increases as well, potentially becoming an important barrier for planet formation. While for low-mass stars ( $< 2.5 M_{\odot}$ ) radial drift is not necessarily the dominant factor of evolution, either because pressure bumps (possibly from planets forming in these disks) are present and/or because other mechanisms drive the main disk and dust evolution. For IMS the efficient radial drift velocity could explain the lack of disk detection around these objects at ages older than 3–4 Myr, but other physical mechanisms may play an important role as well, such as photoevaporation or viscous decretion. It is crucial to reveal the disk morphology around IMS from high angular resolution and high sensitivity observations at multiple wavelengths, to alleviate a main shortcoming of the current observational census of young stars. In turn, these observations will help us explain why planets around IMS may be rare, as well as what is the role of radial drift as a barrier to planet formation around any class of stars.

## 5. Acknowledgements

We thank the referee for his/her/their report that helped us to clarify different aspects of this manuscript. We are thankful to the organizers of the online conference "Five years after HL Tau: a new era in planet formation", where this idea emerged. We are also thankful with Carsten Dominik, Myriam Benisty, and the Genesis of Planets group at MPIA for insightful discussion. Authors acknowledge support provided by the Alexander von Humboldt Foundation in the framework of the Sofja Kovalevskaja Award endowed by the Federal Ministry of Education and Research.

## References

- Adams, F. C., Hollenbach, D., Laughlin, G., & Gorti, U. 2004, *ApJ*, 611, 360
- Alonso-Albi, T., Fuente, A., Bachiller, R., et al. 2009, *A&A*, 497, 117
- Andrews, S. M., Huang, J., Pérez, L. M., et al. 2018, *ApJ*, 869, L41



- Ansdeell, M., Gaidos, E., Hedges, C., et al. 2020, *MNRAS*, 492, 572
- Appelgren, J., Lambrechts, M., & Johansen, A. 2020, *A&A*, 638, A156
- Banzatti, A., Pascucci, I., Bosman, A. D., et al. 2020, *ApJ*, 903, 124
- Benisty, M., Dominik, C., Follette, K., et al. 2022, *arXiv e-prints*, arXiv:2203.09991
- Bjorkman, J. E. & Carciofi, A. C. 2005, in *Astronomical Society of the Pacific Conference Series*, Vol. 337, *The Nature and Evolution of Disks Around Hot Stars*, ed. R. Ignace & K. G. Gayley, 75
- Calvet, N., Muzerolle, J., Briceño, C., et al. 2004, *AJ*, 128, 1294
- Carpenter, J. M., Mamajek, E. E., Hillenbrand, L. A., & Meyer, M. R. 2006, *ApJ*, 651, L49
- Cieza, L. A., Ruíz-Rodríguez, D., Hales, A., et al. 2019, *MNRAS*, 482, 698
- Dotter, A., Chaboyer, B., Jevremović, D., et al. 2008, *ApJS*, 178, 89
- Francis, L. & van der Marel, N. 2020, *ApJ*, 892, 111
- Gaia Collaboration, Brown, A. G. A., Vallenari, A., et al. 2021, *A&A*, 649, A1
- Garufi, A., Avenhaus, H., Pérez, S., et al. 2020, *A&A*, 633, A82
- Garufi, A., Benisty, M., Pinilla, P., et al. 2018, *A&A*, 620, A94
- Garufi, A., Dominik, C., Ginski, C., et al. 2022, *A&A*, 658, A137
- Ida, S. & Lin, D. N. C. 2008, *ApJ*, 673, 487
- Janson, M., Gratton, R., Rodet, L., et al. 2021a, *Nature*, 600, 231
- Janson, M., Squicciarini, V., Delorme, P., et al. 2021b, *A&A*, 646, A164
- Johnson, J. A., Aller, K. M., Howard, A. W., & Crepp, J. R. 2010, *PASP*, 122, 905
- Kama, M., Folsom, C. P., & Pinilla, P. 2015, *A&A*, 582, L10
- Kennedy, G. M. & Kenyon, S. J. 2008, *ApJ*, 673, 502
- Kenyon, S. J. & Hartmann, L. 1987, *ApJ*, 323, 714
- Klement, R., Carciofi, A. C., Rivinius, T., et al. 2017, *A&A*, 601, A74
- Kurtovic, N. T., Pinilla, P., Long, F., et al. 2021, *A&A*, 645, A139
- Lambrechts, M. & Johansen, A. 2012, *A&A*, 544, A32
- Laws, A. S. E., Harries, T. J., Setterholm, B. R., et al. 2020, *ApJ*, 888, 7
- Lee, U., Osaki, Y., & Saio, H. 1991, *MNRAS*, 250, 432
- Long, F., Pinilla, P., Herczeg, G. J., et al. 2018, *ApJ*, 869, 17
- Luhman, K. L. 2022, *AJ*, 163, 25
- Ormel, C. W. & Klahr, H. H. 2010, *A&A*, 520, A43
- Pecaut, M. J. & Mamajek, E. E. 2013, *ApJS*, 208, 9
- Pinilla, P., Birnstiel, T., Benisty, M., et al. 2013, *A&A*, 554, A95
- Pinilla, P., Lenz, C. T., & Stammer, S. M. 2021, *A&A*, 645, A70
- Reffert, S., Bergmann, C., Quirrenbach, A., Trifonov, T., & Künstler, A. 2015, *A&A*, 574, A116
- Ribas, Á., Bouy, H., & Merín, B. 2015, *A&A*, 576, A52
- Rivinius, T., Carciofi, A. C., & Martayan, C. 2013, *A&A Rev.*, 21, 69
- Squicciarini, V., Gratton, R., Janson, M., et al. 2022, *arXiv e-prints*, arXiv:2205.02279
- Stapper, L. M., Hogerheijde, M. R., van Dishoeck, E. F., & Mentel, R. 2022, *A&A*, 658, A112
- Villenave, M., Ménard, F., Dent, W. R. F., et al. 2020, *A&A*, 642, A164
- Waters, L. B. F. M. & Waelkens, C. 1998, *ARA&A*, 36, 233
- Weidenschilling, S. J. 1977, *MNRAS*, 180, 57
- Winn, J. N. & Fabrycky, D. C. 2015, *ARA&A*, 53, 409
- Zhu, Z., Andrews, S. M., & Isella, A. 2018, *MNRAS*, 479, 1850