

Quantum Neural Network Classifiers: A Tutorial

Weikang Li^{1*} and Zhide Lu¹ and Dong-Ling Deng^{1,2†}

¹ Center for Quantum Information, IIS, Tsinghua University, Beijing 100084, People's Republic of China

² Shanghai Qi Zhi Institute, 41th Floor, AI Tower, No. 701 Yunjin Road, Xuhui District, Shanghai 200232, China

* lwk20@mails.tsinghua.edu.cn † dldeng@tsinghua.edu.cn

Abstract

Machine learning has achieved dramatic success over the past decade, with applications ranging from face recognition to natural language processing. Meanwhile, rapid progress has been made in the field of quantum computation including developing both powerful quantum algorithms and advanced quantum devices. The interplay between machine learning and quantum physics holds the intriguing potential for bringing practical applications to the modern society. Here, we focus on quantum neural networks in the form of parameterized quantum circuits. We will mainly discuss different structures and encoding strategies of quantum neural networks for supervised learning tasks, and benchmark their performance utilizing Yao.jl, a quantum simulation package written in Julia Language. The codes are efficient, aiming to provide convenience for beginners in scientific works such as developing powerful variational quantum learning models and assisting the corresponding experimental demonstrations.

Contents

1	Introduction	2
2	Basic concepts	4
2.1	The variational circuit structure of QNNs	4
2.1.1	Amplitude-encoding ansatz	5
2.1.2	Block-encoding ansatz	5
2.2	Optimization strategies during the training process	5
3	Amplitude-encoding based QNNs	8
3.1	The list of variables and caveats	8
3.2	Benchmarks of the performance	10
4	Block-encoding based QNNs	13
4.1	The list of variables and caveats	13
4.2	Benchmarks of the performance	14
5	Conclusion and outlooks	16
A	Preparation before running the code	18

B Complete example codes	18
References	19

1 Introduction

The interplay between machine learning and quantum physics may revolutionize many aspects of our modern society [1–3]. With the recent rise in deep learning, intriguing commercial applications have spread all over the world [4, 5]. Remarkably, machine learning methods have cracked a number of problems that are notoriously challenging, such as playing the game of Go with AlphaGo program [6, 7] and predicting protein structures with the AlphaFold system [8]. As a powerful method, machine learning may be utilized to solve complex problems in quantum physics. In parallel, over the recent years, quantum-enhanced machine learning models have emerged in various contexts. Notable examples include quantum support vector machines [9, 10], quantum generative models [11–13], quantum neural networks [14–17], etc., with some of them holding the potential of providing exponential speedups. In Ref [18], a rigorous quantum speedup is proven in supervised learning tasks assuming some complexity conjectures. With the rapid development of quantum devices, these advanced quantum learning algorithms may also be experimentally demonstrated in the near future.

Artificial neural networks, which can be seen as a highly abstract model of human brains, lie at the heart of modern artificial intelligence [4, 5]. Noteworthy ones include feedforward [19, 20], convolutional [21], recurrent [22, 23], and capsule neural networks [24–28], each of which bears its own special structures and capabilities. More recently, the attention mechanism has been playing an important role in the field of both computer vision [29, 30] and natural language processing [31, 32], which ignites tremendous interest in exploring powerful and practical deep learning models. Motivated by the success of classical deep learning as well as advances in quantum computing, quantum neural networks (QNNs), which share similarities with classical neural networks and contain variational parameters, have drawn a wide range of attention [33]. Early works include quantum convolutional neural networks [15], continuous-variable quantum neural networks [34], tree tensor network classifiers, multi-scale entanglement renormalization ansatz classifiers [16], etc. Along this line, various QNN models have been proposed over the past three years [35–42], as well as some theoretical works analyzing QNNs’ expressive power [43–53]. Furthermore, QNNs are also candidates that might be commercially available in the noisy intermediate-scale quantum (NISQ) era [54, 55].

When designing new QNN models or testing a QNN’s performance on a given dataset, an important step is to efficiently simulate the QNN’s training dynamics. At the current stage, a number of quantum simulation platforms have been built by institutes and companies worldwide [56–69]. In this paper and the accompanying open-source code, we will utilize Yao.jl [56], a quantum simulation framework written in Julia Language [57], to construct the models introduced and benchmarked in the following sections. For the training process, the automatic differentiation engines ensure the fast calculation of gradients for efficient optimization. To benchmark the performance, we utilize the data from several datasets, e.g., the Fashion MNIST dataset [70], the MNIST handwritten digit dataset [71], and the symmetry-protected topological (SPT) state dataset. The

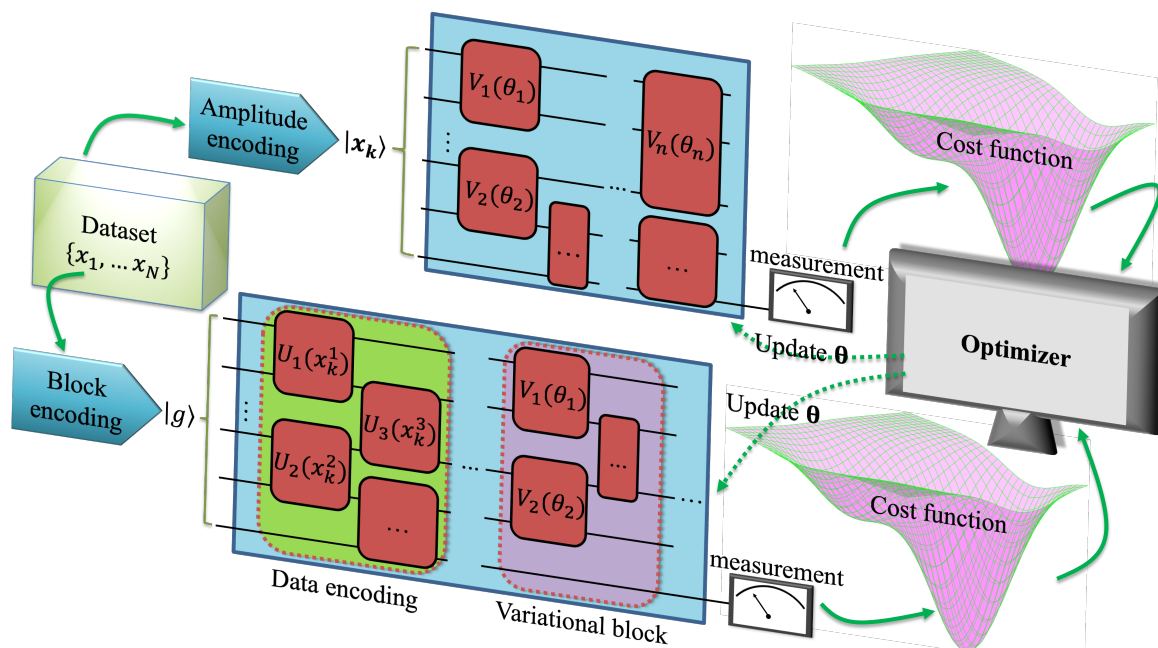


Figure 1: A schematic illustration of quantum neural networks (QNNs) with two data encoding ansatzes: amplitude-encoding based QNNs and block-encoding based QNNs. The output states' expectation values of some observables often serve in the cost function to measure the distance between the current and the target predictions, while a classical optimizer is utilized to optimize the QNNs' parameters to minimize the distance.

quantum neural network models that we will utilize in the following include amplitude-encoding based QNNs and block-encoding based QNNs. More specifically, amplitude-encoding based QNNs handle data that we have direct access to. For example, if we have a quantum random access memory [72] to fetch the data or the data comes directly from a quantum process, we can assume the data is already prepared at the beginning and use a variational circuit to do the training task. Differently, block-encoding based QNNs handle data that we need to encode classically. The classical encoding strategy may seem inefficient, yet it is more practical for experimental demonstrations on the NISQ devices compared with amplitude-encoding based QNNs. One feature of our work is that we mainly focus on the classification of relatively high dimensional data, especially for block-encoding strategies while the present numerical and experimental works are mainly focusing on relatively simple and lower-dimensional datasets. Our benchmarks and open-source repository may provide helpful guidance for future explorations when the datasets scale up.

The sections below are organized as follows: In Section 2, we will review some basic concepts of QNNs, including quantum circuit structures, training strategies, and data encoding ansatzes. In Section 3, we will introduce amplitude-encoding based QNNs, which are suitable for situations where we can directly access the quantum data or where we have a quantum random access memory [72] to fetch the data. In Section 4, we will introduce block-encoding based QNNs, which are suitable for situations where we need to encode the classical data into the QNNs. In both Section 3 and Section 4, we will provide codes and performance benchmarks for the models as well as address several caveats. In the last section, we will make a summary and give an outlook for future research. We mention that, due to the explosive growth of quantum neural

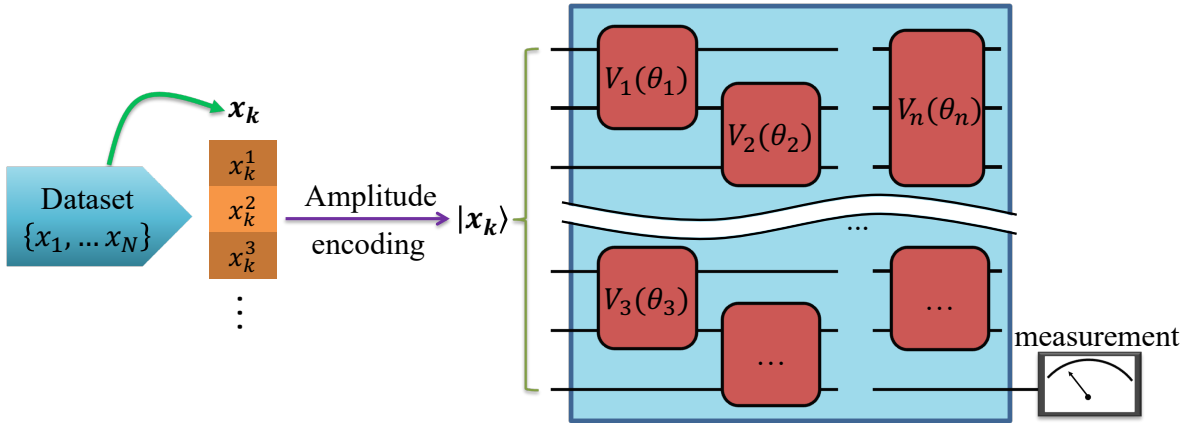


Figure 2: A schematic diagram of amplitude-encoding based QNNs, where the input quantum state can be either from a quantum process (e.g., a quantum system’s evolution, quantum state preparation) or from a directly available quantum memory. The followed measurements provide expectation values on some observables, which serve as a classification criterion for making predictions.

network models, we are not able to cover all the recent progress. Instead, we choose to focus only on some of the representative models, which depends on the authors’ interest and might be highly biased.

2 Basic concepts

2.1 The variational circuit structure of QNNs

Quantum neural networks are often presented in the form of parameterized quantum circuits, where the variational parameters can be encoded into the rotation angles of some quantum gates. The basic framework is illustrated in Fig. 1, which mainly consists of the quantum circuit ansatz, the cost function ansatz, and the classical optimization strategy. For the basic building blocks, commonly used choices include parameterized single-qubit rotation gates ($R_x(\theta)$, $R_y(\theta)$, and $R_z(\theta)$), Controlled-NOT gates, and Controlled-Z gates, which are illustrated below:

$$\begin{aligned} \boxed{R_x(\theta)} &= e^{-i\frac{\theta}{2}X}, & \boxed{R_y(\theta)} &= e^{-i\frac{\theta}{2}Y}, & \boxed{R_z(\theta)} &= e^{-i\frac{\theta}{2}Z}, \\ \begin{array}{c} \bullet \\ | \\ \oplus \end{array} &= \begin{pmatrix} 1 & 0 & 0 & 0 \\ 0 & 1 & 0 & 0 \\ 0 & 0 & 0 & 1 \\ 0 & 0 & 1 & 0 \end{pmatrix}, & \begin{array}{c} \bullet \\ | \\ \boxed{Z} \end{array} &= \begin{pmatrix} 1 & 0 & 0 & 0 \\ 0 & 1 & 0 & 0 \\ 0 & 0 & 1 & 0 \\ 0 & 0 & 0 & -1 \end{pmatrix}. \end{aligned}$$

Besides, there are also a number of blocks that might be convenient for our use, e.g., Controlled-SWAP gates might be experimentally-friendly for demonstrations on superconducting quantum processors. In our numerical simulations, we mainly choose parameterized single-qubit rotation gates ($R_x(\theta)$, $R_y(\theta)$, and $R_z(\theta)$) and Controlled-NOT gates since replacing some of them will

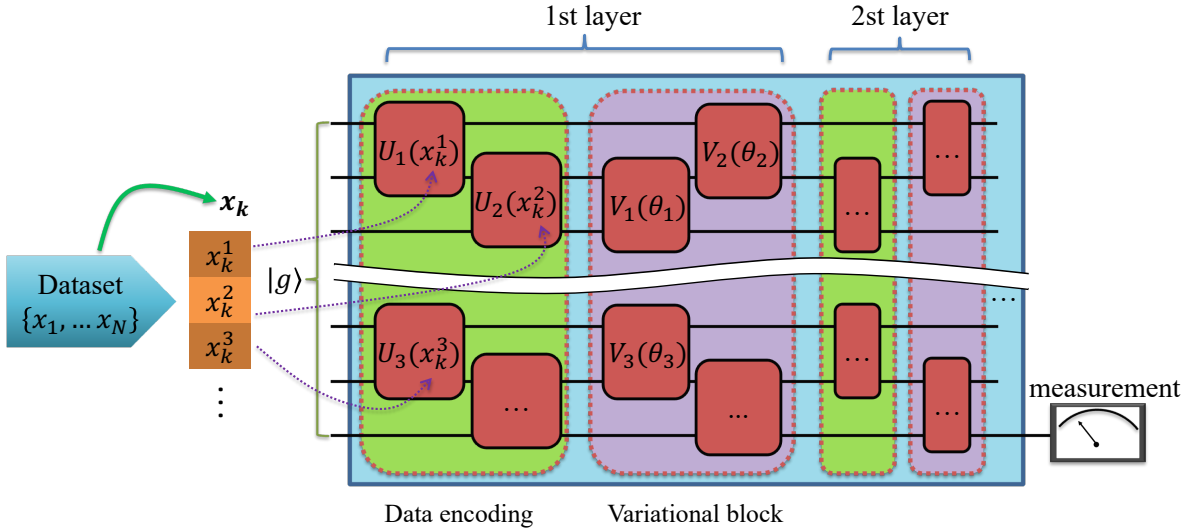


Figure 3: A schematic diagram of block-encoding based QNNs, where the initial quantum state is fixed and the input data requires to be encoded into the QNN circuit classically in a similar way of encoding the variational parameters. The followed measurements provide expectation values on some observables for making the classification decisions.

not significantly influence the performance. In the following part of this subsection, we mainly introduce two data encoding ansätze: amplitude-encoding ansatz and block-encoding ansatz.

2.1.1 Amplitude-encoding ansatz

As the name suggests, amplitude encoding means that the data vector is encoded into the amplitude of the quantum state and then fed to the quantum neural network. In this way, a 2^n -dimensional vector may be encoded into an n -qubit state. The basic structure is illustrated in Fig. 2, where the output can be the expectation values of some measurements and $V_i(\theta_i)$ denotes a variational quantum block with parameter θ_i . It is worthwhile to note that, as indicated in [73, 74], amplitude-encoding based QNNs can be regarded as kernel methods, stressing the importance of the way to encode the data.

2.1.2 Block-encoding ansatz

For near-term experimental demonstrations of quantum neural networks, especially for supervised learning tasks, the block-encoding ansatz might be more feasible as there is no need for a quantum random access memory and the data can be directly encoded into the circuit parameters. The basic structure for this ansatz is illustrated in Fig. 3, where the block-encoding strategy can be very flexible with variational quantum blocks $U_i(x_k^i)$ and $V_i(\theta_j)$ encoding the input data and variational parameters, respectively.

2.2 Optimization strategies during the training process

When we have a quantum neural network model, we wish to train it and apply it to classification tasks. In most cases, we need to first formalize the task to be an optimization problem. How to

adapt classification tasks into optimization-based QNN models can be illustrated using the following simple example:

After the data preparation and data encoding procedure, the output state after the QNN is followed by a final measurement M . For classification tasks, for simplicity, we can consider a binary classification between two kinds of vectorized digits labeled “cat” and “dog” and assume that the final measurement is applied on the computational basis of a certain qubit. If the input is a “cat”, our goal is to maximize the probability of measuring $\hat{\sigma}_z$ with output “1”, i.e., maximize $P(|0\rangle)$. Instead, if the input is a “dog”, our goal is to maximize the probability of measuring $\hat{\sigma}_z$ with output “-1”, i.e., maximize $P(|1\rangle)$. In the prediction phase, we simply compare the probability of different measurement outcomes and assign the label corresponding to the highest probability to the input.

To achieve this goal, we need to optimize the trainable parameters to obtain desirable predictions. To begin with, we generally need to define a cost function to measure the distance between the current output and the target output. Widely used cost functions include the mean square error (MSE) and cross entropy (CE):

$$L_{MSE}(h(\vec{x}; \Theta), \mathbf{a}) = \sum_k (a_k - g_k)^2, \quad (1)$$

$$L_{CE}(h(\vec{x}; \Theta), \mathbf{a}) = - \sum_k a_k \log g_k, \quad (2)$$

where $\mathbf{a} \equiv (a_1, \dots, a_m)$ is the label of the input data \vec{x} in the form of one-hot encoding [75], h denotes the hypothesis function determined by the quantum neural network (with parameters collectively denoted by Θ), and $\mathbf{g} \equiv (g_1, \dots, g_m) = \text{diag}(\rho_{\text{out}})$ presents all the probabilities of the corresponding output categories with ρ_{out} denoting the output state.

With a cost function defined, the task of training the quantum neural network to output the correct predictions can be transformed into the task of minimizing the cost function, where gradient-based strategies can be well utilized. In general, after calculating the gradient of the loss function L with respect to the parameters denoted collectively as Θ at step t , the update of parameters can be expressed as

$$\Theta_{t+1} = \Theta_t - \gamma \nabla L(\Theta_t), \quad (3)$$

where γ is the learning rate. In practice, gradient methods are often cooperated with optimizers such as Adam [76], to gain higher performance.

Now, we have obtained an overall idea of optimization, while the remaining problem is how to efficiently calculate the gradients. For example, if we take cross entropy as the cost function, the gradient with respect to a particular parameter θ can be written as

$$\frac{\partial L(h(\vec{x}; \Theta), \mathbf{a})}{\partial \theta} = - \sum_k \frac{a_k}{g_k} \frac{\partial g_k}{\partial \theta}, \quad (4)$$

where g_k can be seen as an expectation value of an observable, and calculating the gradient of the cost function can be reduced to calculating the gradient of the observables. To address this issue, a number of strategies have been proposed such as the “parameter shift rule” [77–80], quantum natural gradient [81, 82], etc. For a wider-range literature review, readers can refer to review articles in Ref. [14, 33]. In this paper, we choose and explain the basic ideas of parameter shift rules as follows:

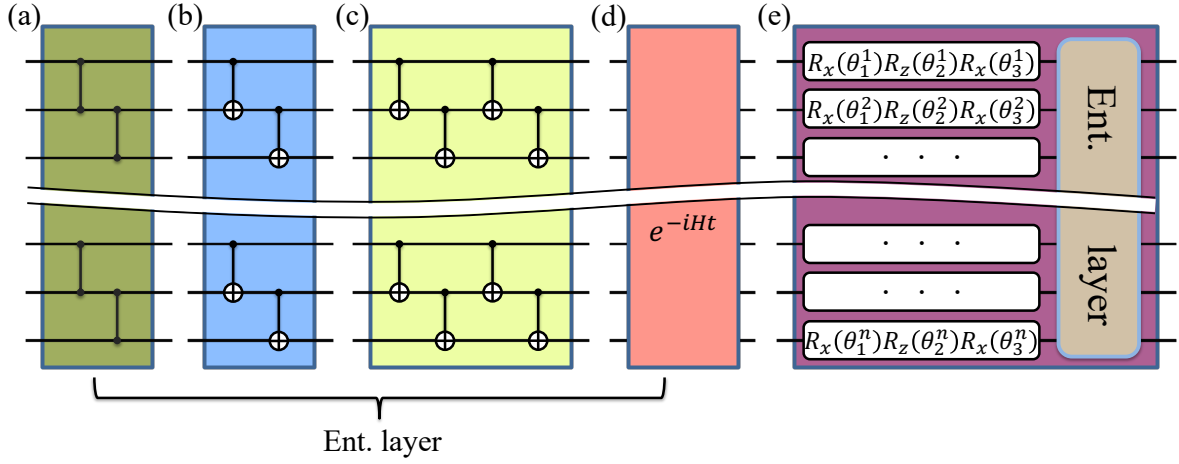


Figure 4: A schematic illustration of the basic building blocks of quantum neural network classifiers. (a) An entangling layer consisting of a single layer of Controlled-Z gates. (b) An entangling layer consisting of a single layer of Controlled-CNOT gates. (c) An entangling layer consisting of two layers of Controlled-CNOT gates. (d) An entangling layer implemented by a many-body Hamiltonian's time evolution. (e) A composite block consisting of three layers of variational single-qubit rotation gates and an entangling layer.

For amplitude-encoding ansatz, given an input state $|\psi_x\rangle$, a QNN circuit U_Θ , and an observable O_k , the hypothesis function can be written as

$$g_k = h_k(|\psi_x\rangle; \Theta) = \langle x | U_\Theta^\dagger O_k U_\Theta | x \rangle. \quad (5)$$

For block-encoding ansatz, without loss of generality, we assume that the initial state is $|0\rangle$, and the QNN circuit $U_{\Theta, \vec{x}}$ contains both the input data and the trainable parameters. The hypothesis function in this setting can be written as

$$g_k = h_k(|0\rangle, \vec{x}; \Theta) = \langle 0 | U_{\Theta, \vec{x}}^\dagger O_k U_{\Theta, \vec{x}} | 0 \rangle. \quad (6)$$

For both the two ansatzes, the parameter shift rule tells us that if the parameter θ is encoded in the form $\mathcal{G}(\theta) = e^{-i\frac{\theta}{2}P_n}$ where P_n belongs to the Pauli group, the derivative of the expectation value with respect to a parameter θ can be expressed as

$$\frac{\partial g_k}{\partial \theta} = \frac{\partial h_k}{\partial \theta} = \frac{h_k^+ - h_k^-}{2}, \quad (7)$$

where h_k^\pm denotes the expectation value of O_k with the parameter θ being $\theta \pm \frac{\pi}{2}$. In the QNNs presented in this paper, the parameters are encoded in single-qubit Pauli-rotation gates, thus fitting the requirements discussed above.

3 Amplitude-encoding based QNNs

3.1 The list of variables and caveats

In the above sections, we have discussed the structures and features of amplitude-encoding based QNNs. Here, we start to numerically explore the performances of amplitude-encoding based QNNs under different hyper-parameter settings. To make the benchmarks more organized, we first list the hyper-parameters in this subsection as well as present some basic codes to numerically build the framework while leaving the benchmarks of these QNNs' performances in the next subsection.

Entangling layers. When designing a QNN structure, it is convenient to encode the variational parameters into single-qubit gates. At the same time, we also need entangling layers to connect different qubits. For this purpose, we design two sets of entangling layers. First, we consider entangling layers in a digital circuit setting, e.g., these entangling layers are composed of Controlled-NOT gates or Controlled-Z gates (see Fig. 4(a-c) for illustrations):

```

1 using Yao, YaoPlots
2 using Quantum_Neural_Network_Classifiers: ent_cx, ent_cz, params_layer
3
4 # number of qubits
5 num_qubit = 10
6
7 # function that creates the entangling layers with Controlled-NOT gates
8 ent_layer = ent_cx(num_qubit)
9 # display the entangling layer's structure
10 YaoPlots.plot(ent_layer)
11
12 # function that creates the entangling layers with Controlled-Z gates
13 ent_layer = ent_cz(num_qubit)
14 # display the entangling layer's structure
15 YaoPlots.plot(ent_layer)
16
17 # double the entangling layer of Controlled-NOT gates
18 ent_layer = chain(num_qubit, ent_cx(num_qubit), ent_cx(num_qubit))
19 # display the entangling layer's structure
20 YaoPlots.plot(ent_layer)

```

Second, we consider entangling layers in an analog circuit setting, where the time evolution of a given Hamiltonian is utilized as an entangling layer (see Fig. 4(d)):

```

1 # create entangling layers through Hamiltonian evolutions
2 t = 1.0 # evolution time
3
4 # h denotes the matrix formulation of a predefined Hamiltonian
5 # the code creating the Hamiltonian may take plenty of space
6 # thus we leave the Hamiltonian's implementation in the Github repository
7 @const_gate ent_layer = exp(-im * h * t)
8 # display the entangling layer's structure
9 YaoPlots.plot(ent_layer)

```

With these entangling layers, we further define the composite blocks that consist of parameterized single-qubit gates and entangling layers as the building blocks of QNNs from a higher level (see Fig. 4(e)):


```

1 # given the entangling layer ent_layer
2 # we define a parameterized layer consisting of 3 layers of single-qubit
3 # rotation gates: ent_cx(nbit), ent_cz(nbit), and ent_cx(nbit)
4 parameterized_layer = params_layer(num_qubit)
5 # display the parameterized layer's structure
6 YaoPlots.plot(parameterized_layer)
7
8 # build a composite block
9 composite_block(nbit::Int64) = chain(nbit, params_layer(nbit), ent_cx(nbit))
10 # display the composite block's structure
11 YaoPlots.plot(composite_block(num_qubit))

```

Circuit depth. Intuitively, if a QNN circuit gets deeper, the expressive power should also be higher (before getting saturated). To verify this, we create a set of QNN classifiers with various depths. We denote that, for a QNN classifier with depth N , the classifier contains N composite blocks. To implement this in numerical simulations, it is convenient to repeat the composite blocks exhibited above as follows:

```

1 # set the QNN circuit's depth
2 depth = 4
3 # repeat the composite block to reach the target depth
4 circuit = chain(composite_block(num_qubit) for _ in 1:depth)
5 dispatch!(circuit, :random)
6 # display the QNN circuit's structure
7 YaoPlots.plot(circuit)

```

A caveat on the global phase. For amplitude-encoding based QNNs, we would like to mention a caveat concerning the data encoded into the states. It is well-known that if two quantum states only differ by a global phase, they represent the same quantum system. For concreteness, the expectation values of the two states on a given observable will be the same, thus ruling out the possibility of our QNN classifiers distinguishing between them. In practice, the indistinguishability of the “global phase” may also appear in our tasks. For image datasets with objects such as images of handwritten digits or animals, we can convert the images into vectors and normalize them to form quantum datasets, and the QNN will work to handle them in general. Before introducing the caveat, we would like to point out that, for a dataset described by different features (e.g., a mobile phone’s length, weight, resolution of the camera, etc), it is convenient to bring down all the features to the same scale before further processings. To achieve this goal, data standardization is often applied such that each rescaled feature value has mean value 0 and standard bias 1. However, for simple datasets with two labels, the standardization operation may mainly create a global phase π between the two classes of data. For example, the data in the original first class concentrates to $(1, 1)$ and the data in the original second class concentrates to $(3, 3)$. After standardization, they become $(-1, -1)$ and $(1, 1)$, respectively, which become indistinguishable by our QNN classifiers in the amplitude encoding setting. To overcome this problem, a possible way is to transform the “global phase separation” into “local phase separation”: Assume we already have a dataset with two classes of data concentrating on $(-1, -1)$ and $(1, 1)$. We add multiple “1”s to each data vector such that the data becomes $(-1, -1, 1, 1)$ or $(1, 1, 1, 1)$, thus letting the data learnable again by the QNN classifier. We met this problem in practice when handling the Wisconsin Diagnostic Breast Cancer dataset [83] which consists of ten features such as radius, texture, perimeter, etc. The classification is far from ideal when we simply standardize the dataset, and after transforming the “global phase” to “local phase”, the training becomes much easier and an accuracy of over 95% is achieved.

Algorithm 1 Amplitude-encoding based quantum neural network classifier

Input: The untrained model h with variational parameters Θ , the loss function L , the training set $\{(|\mathbf{x}_m\rangle, \mathbf{a}_m)\}_{m=1}^n$ with size n , the batch size n_b , the number of iterations T , the learning rate ϵ , and the Adam optimizer f_{Adam}

Output: The trained model

- 1: Initialization: generate random initial parameters for Θ
- 2: **for** $i \in [T]$ **do**
- 3: Randomly choose n_b samples $\{|\mathbf{x}_{(i,1)}\rangle, |\mathbf{x}_{(i,2)}\rangle, \dots, |\mathbf{x}_{(i,n_b)}\rangle\}$ from the training set
- 4: Calculate the gradients of L with respect to the parameters Θ , and take the average value over the training batch $\mathbf{G} \leftarrow \frac{1}{n_b} \sum_{k=1}^{n_b} \nabla \mathcal{L}(h(|\mathbf{x}_{(i,k)}\rangle); \Theta), \mathbf{a}_{(i,k)})$
- 5: Updates: $\Theta \leftarrow f_{\text{Adam}}(\Theta, \epsilon, \mathbf{G})$
- 6: **end for**
- 7: Output the trained model

3.2 Benchmarks of the performance

Here, we provide numerical benchmarks of the amplitude-encoding based QNNs' performances with different hyper-parameters (depths, entangling layers) and four datasets: the FashionMNIST dataset [70], the MNIST handwritten digit dataset [71], an 8-qubit symmetry-protected topological (SPT) state dataset, and a 10-qubit symmetry-protected topological (SPT) state dataset. The FashionMNIST dataset and the MNIST handwritten digit dataset are well-known datasets that have been widely utilized in both commercial fields and scientific research. For the FashionMNIST dataset, we take the samples labeled "ankle boot" and "T-shirt" as our training and test data. For the MNIST handwritten digit dataset, we take the samples labeled "1" and "9" as our training and test data. For the SPT state dataset, we consider a one-dimensional cluster-Ising model with periodic boundary conditions with the following Hamiltonian [84]:

$$H(\lambda) = - \sum_{j=1}^N \hat{\sigma}_x^{(j-1)} \hat{\sigma}_z^{(j)} \hat{\sigma}_x^{(j+1)} + \lambda \sum_{j=1}^N \hat{\sigma}_y^{(j)} \hat{\sigma}_y^{(j+1)}, \quad (8)$$

where $\hat{\sigma}_\alpha^{(i)}$, $\alpha = x, y, z$, are Pauli matrices and λ determines the relative strength of the nearest-neighbour interaction compared to the next-to-nearest-neighbor interaction. The model undergoes a continuous quantum phase transition at $\lambda = 1$ which separates a cluster phase with a nonlocal hidden order for $\lambda < 1$ from an antiferromagnetic phase with long-range order and a nonvanishing staggered magnetization for $\lambda > 1$. We uniformly vary λ from 0 to 2 at 0.001 intervals and obtain their corresponding ground states, which serve as our training set and test set.

The basic pseudocode for the learning procedure is shown in Algorithm 1. In the rest of this subsection, we will present detailed benchmarks considering the variables listed above, where the trained model's accuracy is the main criterion that will be exhibited in the following data tables. Moreover, the code for calculating the accuracy and loss over the training set, the test set, or a batch set is shown below:

```
1 using Quantum_Neural_Network_Classifiers: acc_loss_evaluation
```

```

2
3 # calculate the accuracy & loss for the training & test set
4 # with the method acc_loss_evaluation(circuit::ChainBlock, reg::ArrayReg,
5 # y_batch::Matrix{Float64}, batch_size::Int64, pos_::Int64)
6 # pos_ denotes the index of the qubit to be measured
7 train_acc, train_loss = acc_loss_evaluation(circuit, x_train, y_train,
8     num_train, pos_)
9 test_acc, test_loss = acc_loss_evaluation(circuit, x_test, y_test,
10    num_test, pos_)

```

Datasets	FashionMNIST			MNIST			SPT(8 qubits)			SPT(10 qubits)		
	Ent ₁	Ent ₂	Ent ₃	Ent ₁	Ent ₂	Ent ₃	Ent ₁	Ent ₂	Ent ₃	Ent ₁	Ent ₂	Ent ₃
Block Depth												
1	0.652	0.907	0.669	0.517	0.666	0.813	0.500	0.522	0.500	0.529	0.525	0.557
2	0.994	0.989	0.980	0.546	0.831	0.848	0.506	0.865	0.887	0.528	0.892	0.678
3	0.997	0.991	0.981	0.915	0.935	0.949	0.775	0.951	0.986	0.767	0.915	0.865
4	0.999	0.993	0.995	0.937	0.974	0.962	0.871	0.981	0.988	0.865	0.886	0.906
5	0.998	0.992	0.995	0.943	0.984	0.976	0.964	0.982	0.985	0.857	0.902	0.904
6	0.999	0.993	0.997	0.964	0.984	0.976	0.973	0.984	0.987	0.897	0.899	0.909
7	0.999	0.993	0.998	0.959	0.984	0.981	0.974	0.986	0.987	0.893	0.903	0.921
8	0.998	0.997	0.997	0.973	0.982	0.981	0.978	0.988	0.988	0.902	0.907	0.926
9	0.999	0.996	0.998	0.980	0.983	0.984	0.981	0.989	0.989	0.900	0.912	0.928
10	0.999	0.997	0.998	0.985	0.984	0.984	0.982	0.988	0.988	0.905	0.929	0.932
11	0.999	0.998	0.997	0.986	0.986	0.985	0.983	0.989	0.990	0.908	0.932	0.935
12	0.999	0.999	0.998	0.987	0.985	0.985	0.984	0.989	0.988	0.908	0.935	0.936

Table 1: Accuracy of the trained amplitude-encoding based QNN model with 12 different depths and 3 digital entanglement layers shown in Fig. 4(a-c). For each hyper-parameter setting, the codes have been repeatedly run 100 times and the average test accuracy is exhibited.

a) Different depths with digital entangling layers. In Table 1, we provide the numerical performances of the QNN classifiers introduced above with 12 different depths, 4 real-life and quantum datasets, and 3 different digital entangling layers shown in Fig. 4(a-c). We use the test accuracy as a measure of the trained model’s performance. It should be noted that since different initial parameters may lead to very different training behaviors (very high accuracy at the beginning, stuck at local minima, volatile training curves, etc). To avoid being largely affected by occasional situations, we reinitialize the model 100 times and take the average test accuracy as the result. According to this table, we can see that the accuracy approximately increases with QNN classifiers’ depths. We also find that when the QNN classifiers’ depths are relatively low (from 1 to 5), different digital entangling layers may lead to gapped performances. When the depths are over 10, the accuracy saturates to a decent value and the QNN classifiers with different entangling layers have similar performances, except for the case of learning 10-qubit SPT data.

b) Analog layers’ Hamiltonian evolution time. In addition to the digital entangling layers, we also consider entangling layers that are implemented by a many-body Hamiltonian’s time evolution as shown in Fig. 4(d). Once given a Hamiltonian, it is important to explore the relationship between the QNNs’ performances and the Hamiltonian’s evolution time. Here, we first fix the depth to be $Dep_1 = 1$, $Dep_2 = 3$, $Dep_3 = 5$ (if the QNN circuit is too deep, the accuracy will be very high regardless of the entangling layers) and set 10 discrete evolution time with the

Datasets	FashionMNIST			MNIST			SPT(8 qubits)			SPT(10 qubits)		
	Dep ₁	Dep ₂	Dep ₃	Dep ₁	Dep ₂	Dep ₃	Dep ₁	Dep ₂	Dep ₃	Dep ₁	Dep ₂	Dep ₃
Time												
0.1	0.977	0.994	0.996	0.577	0.707	0.918	0.579	0.810	0.883	0.631	0.671	0.758
0.3	0.995	0.996	0.998	0.777	0.960	0.980	0.720	0.961	0.978	0.678	0.864	0.906
0.5	0.999	0.996	0.998	0.906	0.979	0.988	0.862	0.979	0.984	0.728	0.894	0.909
0.7	0.967	0.996	0.996	0.901	0.982	0.985	0.931	0.985	0.986	0.804	0.907	0.907
1.0	0.969	0.991	0.996	0.857	0.985	0.983	0.961	0.983	0.987	0.865	0.905	0.918
2.0	0.910	0.992	0.996	0.954	0.986	0.984	0.948	0.986	0.987	0.903	0.913	0.920
3.0	0.901	0.991	0.996	0.944	0.985	0.985	0.909	0.981	0.987	0.861	0.921	0.908
5.0	0.993	0.997	0.998	0.947	0.983	0.984	0.933	0.975	0.985	0.914	0.915	0.923
7.0	0.931	0.992	0.996	0.966	0.981	0.984	0.968	0.982	0.988	0.889	0.916	0.919
10.0	0.994	0.996	0.997	0.962	0.982	0.985	0.979	0.986	0.988	0.911	0.908	0.923

Table 2: Accuracy of the trained amplitude-encoding based QNN model with 10 different Hamiltonian evolution time and 3 depths: Dep₁ = 1, Dep₂ = 3, and Dep₃ = 5. For each hyper-parameter setting, the codes have been repeatedly run 100 times and the average test accuracy is exhibited.

Aubry-André Hamiltonian [85]:

$$H/\hbar = -\frac{g}{2} \sum_k (\hat{\sigma}_x^{(k)} \hat{\sigma}_x^{(k+1)} + \hat{\sigma}_y^{(k)} \hat{\sigma}_y^{(k+1)}) - \sum_k \frac{V_k}{2} \hat{\sigma}_z^{(k)}. \quad (9)$$

Here, g is the coupling strength, $V_k = V \cos(2\pi\alpha k + \phi)$ denotes the incommensurate potential where V is the disorder magnitude, $\alpha = (\sqrt{5} - 1)/2$ and ϕ is randomly distributed on $[0, 2\pi)$ evenly. For simplicity, we set $g = 1$ and $V = 0$ before running each setting 100 times. According to the results from Table 2, it is shown that the performance will be relatively poor with a very short evolution time. This can be explained as, the shorter the evolution time, the closer the entangling layer will be to identity. Thus, these layers can not provide enough connections between different qubits. In addition, the accuracy may not have a positive relation with the evolution time at depth 1. For experimentalists, there might be more considerations for setting the evolution time, where the open-source codes may provide help.

c) Different depths with analog entangling layers. Similar to a), here, we provide the numerical performances of the QNN classifiers with 12 different depths, 4 real-life and quantum datasets, and 3 different analog entanglement layers (evolution with the Aubry-André Hamiltonian with evolution time 5.0, 10.0, and 15.0). This is also complementary to the information provided in Table 2. As shown in Table 3, we find that the accuracy is relatively low at depth 1 for several cases, which might be caused by the fact that the information of the input states can not be fully captured by measuring a certain qubit (some qubits are outside the “light cone” of the measured qubit). When the depth increases, the accuracy quickly converges to a high value, which is consistent with the results of the amplitude-encoding based QNNs utilizing digital entangling layers shown in Table 1.

Datasets	FashionMNIST			MNIST			SPT(8 qubits)			SPT(10 qubits)		
	Ent ₁	Ent ₂	Ent ₃	Ent ₁	Ent ₂	Ent ₃	Ent ₁	Ent ₂	Ent ₃	Ent ₁	Ent ₂	Ent ₃
Block Depth												
1	0.989	0.991	0.900	0.927	0.915	0.894	0.914	0.968	0.949	0.904	0.901	0.864
2	0.992	0.989	0.993	0.960	0.944	0.967	0.958	0.974	0.972	0.909	0.908	0.865
3	0.995	0.993	0.993	0.975	0.974	0.975	0.960	0.982	0.979	0.906	0.911	0.861
4	0.996	0.994	0.995	0.979	0.979	0.977	0.976	0.984	0.983	0.906	0.907	0.894
5	0.997	0.995	0.995	0.982	0.981	0.979	0.980	0.985	0.985	0.918	0.917	0.898
6	0.998	0.996	0.996	0.981	0.982	0.980	0.983	0.986	0.986	0.924	0.923	0.914
7	0.996	0.996	0.997	0.982	0.983	0.982	0.985	0.987	0.986	0.923	0.927	0.925
8	0.997	0.996	0.997	0.983	0.982	0.982	0.988	0.987	0.987	0.928	0.930	0.923
9	0.997	0.996	0.997	0.983	0.984	0.984	0.987	0.987	0.987	0.931	0.931	0.926
10	0.998	0.997	0.997	0.985	0.984	0.985	0.988	0.988	0.988	0.930	0.931	0.932
11	0.997	0.997	0.997	0.985	0.985	0.985	0.987	0.988	0.988	0.934	0.934	0.931
12	0.997	0.998	0.997	0.987	0.986	0.986	0.988	0.989	0.989	0.932	0.934	0.933

Table 3: Accuracy of the trained amplitude-encoding based QNN model with 12 different depths and 3 analog entanglement layers. For each hyper-parameter setting, the codes have been repeatedly run 100 times and the average test accuracy is exhibited.

4 Block-encoding based QNNs

4.1 The list of variables and caveats

In this section, we explore the performances of block-encoding based QNNs under different hyper-parameter settings. Similar to the section for amplitude-encoding based QNNs, here we list the hyper-parameters that will be changed to different values to test the corresponding performance. The exhibition of block-encoding based QNNs’ performances will be left to the next subsection.

Entangling layers. The entangling layers are the same as Section 3, and we refer to that section for more details.

A caveat on the scaling of encoded elements. For block-encoding based QNNs, we need to encode the input data into the blocks, and the rotation angles of single-qubit gates are popular choices. However, given a data point vectorized as $\vec{x} = (x_1, x_2, \dots, x_N)$, we need to decide the scaling factor c such that each element x_i will be encoded as cx_i as a rotation angle. We find that the performance during the training process is very sensitive to this scaling factor, which should be considered seriously. We will numerically verify this property in the next subsection to provide some guidance for future works.

Here, we provide a framework for the data preparation and QNN circuit’s design:

```

1 using Yao, YaoPlots, MAT
2 using Quantum_Neural_Network_Classifiers: ent_cx, params_layer
3
4 # import the FashionMNIST data
5 vars = matread("../dataset/FashionMNIST_1_2_wk.mat")
6 num_qubit = 10
7
8 # set the size of the training set and the test set
9 num_train = 500
10 num_test = 100
11 # set the scaling factor for data encoding c = 2

```

```

12 c = 2
13 x_train = real(vars["x_train"][:,1:num_train])*c
14 y_train = vars["y_train"][1:num_train,:]
15 x_test = real(vars["x_test"][:,1:num_test])*c
16 y_test = vars["y_test"][1:num_test,:];
17
18 # define the QNN circuit, some functions have been defined before
19 depth = 9
20 circuit = chain(chain(num_qubit, params_layer(num_qubit),
21     ent_cx(num_qubit)) for _ in 1:depth)
22 # assign random initial parameters to the circuit
23 dispatch!(circuit, :random)
24 # record the initial parameters
25 ini_params = parameters(circuit);
26 YaoPlots.plot(circuit)

```

Furthermore, to exhibit the idea of block-encoding based QNNs, here we select and present an interleaved block-encoding QNN's encoding strategy in advance, whose performance will be tested in the next subsection with complete codes at [Github QNN](#):

```

1 # we illustrate the idea of block-encoding based QNNs through a simple example
2 # the FashionMNIST dataset has been resized to be 256-dimensional
3 # we expand them to 270-dimensional by adding zeros at the end of the vectors
4 dim = 270
5 x_train_ = zeros(Float64, (dim,num_train))
6 x_train_[1:256,:] = x_train
7 x_train = x_train_
8 x_test_ = zeros(Float64, (dim,num_test))
9 x_test_[1:256,:] = x_test
10 x_test = x_test_
11
12 # the input data and the variational parameters are interleaved
13 # this strategy has been applied to [Ren et al, Experimental quantum adversarial
14 # learning with programmable superconducting qubits, arXiv:2204.01738]
15 # later we will numerically test the expressive power of this encoding strategy
16 train_cir = [chain(chain(num_qubit, params_layer(num_qubit), ent_cx(num_qubit))
17     for _ in 1:depth) for _ in 1:num_train]
18 test_cir = [chain(chain(num_qubit, params_layer(num_qubit), ent_cx(num_qubit))
19     for _ in 1:depth) for _ in 1:num_test];
20 for i in 1:num_train
21     dispatch!(train_cir[i], x_train[:,i]+ini_params)
22 end
23 for i in 1:num_test
24     dispatch!(test_cir[i], x_test[:,i]+ini_params)
25 end

```

4.2 Benchmarks of the performance

Here, we provide numerical benchmarks of the block-encoding based QNNs' performances with different hyper-parameters (scaling factors for data encoding, entangling layers) and two datasets: the FashionMNIST dataset [70] and the MNIST handwritten digit dataset [71]. The basic pseudocode for the block-encoding based QNNs' learning procedure is shown in Algorithm 2. In the rest of this subsection, we will benchmark the QNNs' performances with respect to the variables listed above, where the achieved accuracy will be exhibited in the following data tables. The code for calculating the accuracy and loss over the training set, the test set, or a batch set is shown below:

Algorithm 2 Block-encoding based quantum neural network classifier

Input: The untrained model h with variational parameters Θ , the loss function L , the training set $\{(\mathbf{x}_m, \mathbf{a}_m)\}_{m=1}^n$ with size n , the batch size n_b , the number of iterations T , the learning rate ϵ , and the Adam optimizer f_{Adam}

Output: The trained model

- 1: Initialization: generate random initial parameters for Θ
- 2: **for** $i \in [T]$ **do**
- 3: Randomly choose n_b samples $\{\mathbf{x}_{(i,1)}, \mathbf{x}_{(i,2)}, \dots, \mathbf{x}_{(i,n_b)}\}$ from the training set
- 4: Calculate the gradients of L with respect to the parameters Θ , and take the average value over the training batch $\mathbf{G} \leftarrow \frac{1}{n_b} \sum_{k=1}^{n_b} \nabla \mathcal{L}(h(\mathbf{x}_{(i,k)}; \Theta), \mathbf{a}_{(i,k)})$
- 5: Updates: $\Theta \leftarrow f_{\text{Adam}}(\Theta, \epsilon, \mathbf{G})$
- 6: **end for**
- 7: Output the trained model

```

1 using Quantum_Neural_Network_Classifiers: acc_loss_evaluation
2
3 # calculate the accuracy & loss for the training & test set
4 # with the method acc_loss_evaluation(nbit::Int64, circuit::Vector,
5 # y_batch::Matrix{Float64}, batch_size::Int64, pos_::Int64)
6 # pos_ denotes the index of the qubit to be measured
7 train_acc, train_loss = acc_loss_evaluation(num_qubit, train_cir, y_train,
8     num_train, pos_)
9 test_acc, test_loss = acc_loss_evaluation(num_qubit, test_cir, y_test,
10    num_test, pos_)

```

a) Different scaling factors for data encoding with digital entangling layers. In Table 4, we provide the numerical performances of the block-encoding based QNN classifiers with 15 different scaling factors for data encoding, 2 real-life datasets, and 3 different digital entangling layers shown in Fig. 4(a-c). Here, we mention that, before applying the scaling factor for data encoding, the original data vectors are already normalized. Similar to the amplitude-encoding based QNNs' setting, we reinitialize the model 100 times and take the average test accuracy as the result. The numerical results in Table 4 reveal an important fact that the optimal scaling factors for data encoding lie in a certain interval, while higher or lower of them may lead to comparably low performances. In our simulations for handling 256-dimensional data with a 10-qubit QNN circuit, choosing scaling factors between 1.5-3.5 results in a decent performance. It is worthwhile to mention that, in Ref. [86], we have experimentally demonstrated quantum adversarial machine learning for a 256-dimensional medical dataset with block-encoding based QNNs. The QNN structure utilized on the superconducting platform is similar to the ones in this paper, and we also carefully choose a scaling factor for better experimental performance.

b) Analog layers' Hamiltonian evolution time. Here, to explore the effect of analog layers' Hamiltonian evolution time on the block-encoding based QNNs' performance, we first fix the scaling factor for data encoding to be $\text{Enc}_1 = 1.5$, $\text{Enc}_2 = 2.0$, and $\text{Enc}_3 = 2.5$. Then, we set 10 discrete evolution time with the Aubry-André Hamiltonian. The model for each setting has been reinitialized and run 100 times to provide an average test accuracy. The numerical results are shown in Table 5, where we see that the evolution time turns out to have a minor influence on the average performance. In Table 2, we find that a low-depth QNN circuit may perform poorly

Datasets	FashionMNIST			MNIST		
	Ent ₁	Ent ₂	Ent ₃	Ent ₁	Ent ₂	Ent ₃
Scaling Factor						
0.1	0.526	0.531	0.537	0.579	0.574	0.583
0.4	0.776	0.786	0.765	0.731	0.768	0.736
0.7	0.959	0.964	0.972	0.880	0.863	0.874
1.0	0.988	0.988	0.988	0.940	0.948	0.945
1.3	0.991	0.992	0.991	0.965	0.967	0.965
1.6	0.994	0.993	0.992	0.972	0.975	0.973
2.0	0.994	0.994	0.994	0.976	0.976	0.975
2.4	0.995	0.994	0.994	0.978	0.978	0.977
2.8	0.995	0.994	0.994	0.977	0.976	0.979
3.2	0.995	0.995	0.994	0.976	0.975	0.977
4.0	0.993	0.992	0.994	0.967	0.965	0.966
5.0	0.987	0.987	0.988	0.938	0.938	0.931
6.0	0.979	0.978	0.980	0.878	0.874	0.882
8.0	0.947	0.949	0.947	0.740	0.736	0.747
10.0	0.895	0.896	0.889	0.644	0.641	0.637

Table 4: Accuracy of the trained block-encoding based QNN model with 15 different scaling factors for data encoding and 3 digital entangling layers shown in Fig. 4(a-c). For each hyper-parameter setting, the codes have been repeatedly run 100 times and the average test accuracy is exhibited.

with a short evolution time. This does not happen in the present block-encoding based QNNs’ setting since the QNNs’ depth in this setting is considerable and multiple entangling layers provide enough connections between different qubits.

5 Conclusion and outlooks

In this paper, we have briefly reviewed the recent advances in quantum neural networks and utilized Yao.jl’s framework to construct our code repository which can efficiently simulate various popular quantum neural network structures. Moreover, we have carried out extensive numerical simulations to benchmark these QNNs’ performances, which may provide helpful guidance for both developing powerful QNNs and experimentally implementing large-scale demonstrations of them.

Meanwhile, we mention that our open-source project is not complete since there are a lot of interesting structures and training strategies of QNNs unexplored by us, e.g. quantum convolutional neural networks, quantum recurrent neural networks, etc. We would be very happy to communicate with members from both the classical and quantum machine learning communities to discuss about and enrich this project.

For the future works, we would like to mention several points that may trigger further explorations:

- At the current stage, the non-linearity of quantum neural networks can not be designed flexibly, since the QNN circuit itself can be seen as a linear unitary transformation. This seems like a restriction compared with classical neural networks, where the latter can flexi-

Datasets	FashionMNIST			MNIST		
	Enc ₁	Enc ₂	Enc ₃	Enc ₁	Enc ₂	Enc ₃
Time						
0.1	0.992	0.994	0.995	0.972	0.974	0.979
0.3	0.992	0.994	0.994	0.970	0.978	0.977
0.5	0.992	0.994	0.995	0.969	0.978	0.978
0.7	0.991	0.994	0.994	0.969	0.979	0.978
1.0	0.992	0.995	0.995	0.972	0.976	0.977
2.0	0.993	0.994	0.995	0.970	0.977	0.979
3.0	0.993	0.994	0.995	0.974	0.977	0.976
5.0	0.993	0.993	0.994	0.973	0.977	0.979
7.0	0.991	0.994	0.995	0.970	0.977	0.979
10.0	0.992	0.994	0.995	0.971	0.979	0.979

Table 5: Accuracy of the trained block-encoding based QNN model with 10 different Hamiltonian evolution time and 3 scaling factors for data encoding: Enc₁ = 1.5, Enc₂ = 2.0, and Enc₃ = 2.5. For each hyper-parameter setting, the codes have been repeatedly run 100 times and the average test accuracy is exhibited.

bly design and utilize non-linear transformations such as activation functions, pooling layers, convolutional layers, etc. A possible future direction is to explore how to efficiently implements flexible non-linear transformations to enhance QNNs’ expressive power, or to design hybrid quantum-classical models such that the quantum and classical parts of the model can demonstrate their advantages, respectively.

- As mentioned in [47, 74], the data-encoding strategies are important for the performance. In our numerical simulations, we mainly adjust the hyper-parameters to empirically improve QNNs’ performance. More theoretical guidance will be helpful for future works, especially for near-term and large-scale experimental demonstrations.
- In this work, the variational parameters are mainly encoded into the single-qubit rotation gates. One may also explore the possibility of encoding the parameters into some global operations. For example, considering the time evolution of Aubry-André Hamiltonian, the evolution time and coupling strength can be utilized as variational parameters to be optimized. For numerical simulations, we can use Yao.jl to define such customized gates and utilize the builtin automatic differentiation (AD) engine or a general AD engine such as Zygote.jl [87] to efficiently simulate the optimization procedure.
- Interpretable quantum machine learning: in recent years, the interpretability of machine learning models has been considered crucially important, especially in sensitive applications such as medical diagnosis or self-driving cars [88]. Along this line, popular methods used in interpreting deep learning models include saliency maps and occlusion maps, which explore the importance of one pixel in an image to the final evaluation function. To our knowledge, there are few works focusing on this direction [89], and further explorations might be needed.

Acknowledgements

We would like to thank Wenjie Jiang, Weiyuan Gong, Xiuzhe Luo, Peixin Shen, Zidu Liu, Sirui Lu for helpful discussions, and Jinguo Liu in particular for very helpful communications about the organization of the code repository. We would also like to thank the [developers](#) of Yao.jl for providing an efficient quantum simulation framework and Github for the online resources to help open source the code repository.

Funding information This work is supported by the start-up fund from Tsinghua University (Grant. No. 53330300322), the National Natural Science Foundation of China (Grant. No. 12075128), and the Shanghai Qi Zhi Institute.

A Preparation before running the code

The quantum neural networks in this work are built under the framework of Yao.jl in Julia Programming Language. Detailed installation instructions of Julia and Yao.jl can be found at [Julia](#) and [Yao.jl](#), respectively.

The environments for the codes provided in jupyter-notebook formats can be built with the following commands:

```
1 $ git clone https://github.com/LWKJJONAK/Quantum_Neural_Network_Classifiers
2 $ cd Quantum_Neural_Network_Classifiers
3 $ julia --project=amplitude_encode -e "using Pkg; Pkg.instantiate()"
4 $ julia --project=block_encode -e "using Pkg; Pkg.instantiate()"
```

In addition, for better compatibility, using version 1.7 or higher of Julia is suggested.

B Complete example codes

The codes for numerical simulations to benchmark QNNs' performances can be found at:

https://github.com/LWKJJONAK/Quantum_Neural_Network_Classifiers,
where we provide:

- Detailed tutorial codes for building amplitude-encoding based and block-encoding based QNNs with annotations.
- All the data generated for the tables in this paper from Table 1 to Table 5, which includes more than 55000 files in “.mat” format. In addition to the average accuracy provided in the paper, in the complete data files, we also record the learning rate, the batch size, the number of iterations, the size of the training and test sets, and the accuracy/loss curves during the training process.

References

- [1] J. Biamonte, P. Wittek, N. Pancotti, P. Rebentrost, N. Wiebe and S. Lloyd, *Quantum machine learning*, Nature **549**(7671), 195 (2017), doi:[10.1038/nature23474](https://doi.org/10.1038/nature23474).
- [2] S. D. Sarma, D.-L. Deng and L.-M. Duan, *Machine learning meets quantum physics*, Phys. Today **72**, 48 (2019), doi:[10.1063/PT.3.4164](https://doi.org/10.1063/PT.3.4164).
- [3] V. Dunjko and H. J. Briegel, *Machine learning & artificial intelligence in the quantum domain: A review of recent progress*, Rep. Prog. Phys. **81**(7), 074001 (2018), doi:[10.1088/1361-6633/aab406](https://doi.org/10.1088/1361-6633/aab406).
- [4] Y. LeCun, Y. Bengio and G. Hinton, *Deep learning*, Nature **521**(7553), 436 (2015), doi:[10.1038/nature14539](https://doi.org/10.1038/nature14539).
- [5] I. Goodfellow, Y. Bengio and A. Courville, *Deep Learning*, MIT Press, ISBN 978-0-262-33737-3 (2016).
- [6] D. Silver, A. Huang, C. J. Maddison, A. Guez, L. Sifre, G. van den Driessche, J. Schrittwieser, I. Antonoglou, V. Panneershelvam, M. Lanctot, S. Dieleman, D. Grewe *et al.*, *Mastering the game of Go with deep neural networks and tree search*, Nature **529**(7587), 484 (2016), doi:[10.1038/nature16961](https://doi.org/10.1038/nature16961).
- [7] D. Silver, J. Schrittwieser, K. Simonyan, I. Antonoglou, A. Huang, A. Guez, T. Hubert, L. Baker, M. Lai, A. Bolton, Y. Chen, T. Lillicrap *et al.*, *Mastering the game of Go without human knowledge*, Nature **550**(7676), 354 (2017), doi:[10.1038/nature24270](https://doi.org/10.1038/nature24270).
- [8] A. W. Senior, R. Evans, J. Jumper, J. Kirkpatrick, L. Sifre, T. Green, C. Qin, A. Židek, A. W. R. Nelson, A. Bridgland, H. Penedones, S. Petersen *et al.*, *Improved protein structure prediction using potentials from deep learning*, Nature **577**(7792), 706 (2020), doi:[10.1038/s41586-019-1923-7](https://doi.org/10.1038/s41586-019-1923-7).
- [9] D. Anguita, S. Ridella, F. Riveccio and R. Zunino, *Quantum optimization for training support vector machines*, Neural Networks **16**(5), 763 (2003), doi:[10.1016/S0893-6080\(03\)00087-X](https://doi.org/10.1016/S0893-6080(03)00087-X).
- [10] P. Rebentrost, M. Mohseni and S. Lloyd, *Quantum Support Vector Machine for Big Data Classification*, Phys. Rev. Lett. **113**(13), 130503 (2014), doi:[10.1103/PhysRevLett.113.130503](https://doi.org/10.1103/PhysRevLett.113.130503).
- [11] X. Gao, Z.-Y. Zhang and L.-M. Duan, *A quantum machine learning algorithm based on generative models*, Sci. Adv. **4**(12), eaat9004 (2018), doi:[10.1126/sciadv.aat9004](https://doi.org/10.1126/sciadv.aat9004).
- [12] S. Lloyd and C. Weedbrook, *Quantum Generative Adversarial Learning*, Phys. Rev. Lett. **121**(4), 040502 (2018), doi:[10.1103/PhysRevLett.121.040502](https://doi.org/10.1103/PhysRevLett.121.040502).
- [13] L. Hu, S.-H. Wu, W. Cai, Y. Ma, X. Mu, Y. Xu, H. Wang, Y. Song, D.-L. Deng, C.-L. Zou and L. Sun, *Quantum generative adversarial learning in a superconducting quantum circuit*, Sci. Adv. **5**(1), eaav2761 (2019), doi:[10.1126/sciadv.aav2761](https://doi.org/10.1126/sciadv.aav2761).
- [14] W. Li and D.-L. Deng, *Recent advances for quantum classifiers*, Sci. China-Phys. Mech. Astron. **65**(2), 220301 (2021), doi:[10.1007/s11433-021-1793-6](https://doi.org/10.1007/s11433-021-1793-6).

- [15] I. Cong, S. Choi and M. D. Lukin, *Quantum convolutional neural networks*, Nat. Phys. **15**(12), 1273 (2019), doi:[10.1038/s41567-019-0648-8](https://doi.org/10.1038/s41567-019-0648-8).
- [16] E. Grant, M. Benedetti, S. Cao, A. Hallam, J. Lockhart, V. Stojevic, A. G. Green and S. Severini, *Hierarchical quantum classifiers*, Npj Quantum Inf. **4**(1), 1 (2018), doi:[10.1038/s41534-018-0116-9](https://doi.org/10.1038/s41534-018-0116-9).
- [17] G. Li, Z. Song and X. Wang, *VSQ: Variational Shadow Quantum Learning for Classification*, URL <https://arxiv.org/abs/2012.08288> (2020).
- [18] Y. Liu, S. Arunachalam and K. Temme, *A rigorous and robust quantum speed-up in supervised machine learning*, Nat. Phys. **17**(9), 1013 (2021), doi:[10.1038/s41567-021-01287-z](https://doi.org/10.1038/s41567-021-01287-z).
- [19] G. Bebis and M. Georgiopoulos, *Feed-forward neural networks*, IEEE Potentials **13**(4), 27 (1994), doi:[10.1109/45.329294](https://doi.org/10.1109/45.329294).
- [20] D. Svozil, V. Kvasnicka and J. Pospichal, *Introduction to multi-layer feed-forward neural networks*, Chemometrics and Intelligent Laboratory Systems **39**(1), 43 (1997), doi:[10.1016/S0169-7439\(97\)00061-0](https://doi.org/10.1016/S0169-7439(97)00061-0).
- [21] S. Lawrence, C. Giles, A. C. Tsoi and A. Back, *Face recognition: A convolutional neural-network approach*, IEEE Trans. Neural Netw. **8**(1), 98 (1997), doi:[10.1109/72.554195](https://doi.org/10.1109/72.554195).
- [22] T. Mikolov, S. Kombrink, L. Burget, J. Černocký and S. Khudanpur, *Extensions of recurrent neural network language model*, In *2011 IEEE International Conference on Acoustics, Speech and Signal Processing (ICASSP)*, pp. 5528–5531. Prague, Czech Republic, doi:[10.1109/ICASSP2011.5947611](https://doi.org/10.1109/ICASSP2011.5947611) (2011).
- [23] W. Zaremba, I. Sutskever and O. Vinyals, *Recurrent Neural Network Regularization*, URL <https://arxiv.org/abs/1409.2329> (2015).
- [24] G. E. Hinton, A. Krizhevsky and S. D. Wang, *Transforming Auto-Encoders*, In T. Honkela, W. Duch, M. Girolami and S. Kaski, eds., *Artificial Neural Networks and Machine Learning – ICANN 2011*, Lecture Notes in Computer Science, pp. 44–51. Springer, Berlin, Heidelberg, ISBN 978-3-642-21735-7, doi:[10.1007/978-3-642-21735-7_6](https://doi.org/10.1007/978-3-642-21735-7_6) (2011).
- [25] G. E. Hinton, S. Sabour and N. Frosst, *Matrix capsules with EM routing*, In *International Conference on Learning Representations*. Vancouver, BC, Canada (2018).
- [26] S. Sabour, N. Frosst and G. E. Hinton, *Dynamic Routing Between Capsules*, URL <https://arxiv.org/abs/1710.09829> (2017).
- [27] E. Xi, S. Bing and Y. Jin, *Capsule Network Performance on Complex Data*, URL <https://arxiv.org/abs/1712.03480> (2017).
- [28] Z. Xinyi and L. Chen, *Capsule Graph Neural Network*, In *International Conference on Learning Representations*. Vancouver, BC, Canada (2018).
- [29] M.-H. Guo, T.-X. Xu, J.-J. Liu, Z.-N. Liu, P.-T. Jiang, T.-J. Mu, S.-H. Zhang, R. R. Martin, M.-M. Cheng and S.-M. Hu, *Attention Mechanisms in Computer Vision: A Survey*, URL <https://arxiv.org/abs/2111.07624> (2021).

- [30] A. Dosovitskiy, L. Beyer, A. Kolesnikov, D. Weissenborn, X. Zhai, T. Unterthiner, M. Dehghani, M. Minderer, G. Heigold, S. Gelly, J. Uszkoreit and N. Houlsby, *An Image is Worth 16x16 Words: Transformers for Image Recognition at Scale*, URL <https://arxiv.org/abs/2010.11929> (2020).
- [31] T. Young, D. Hazarika, S. Poria and E. Cambria, *Recent Trends in Deep Learning Based Natural Language Processing [Review Article]*, *IEEE Comput. Intell. Mag.* **13**(3), 55 (2018), doi:[10.1109/MCI.2018.2840738](https://doi.org/10.1109/MCI.2018.2840738).
- [32] J. Devlin, M.-W. Chang, K. Lee and K. Toutanova, *BERT: Pre-training of Deep Bidirectional Transformers for Language Understanding*, URL <https://arxiv.org/abs/1810.04805> (2018).
- [33] M. Cerezo, A. Arrasmith, R. Babbush, S. C. Benjamin, S. Endo, K. Fujii, J. R. McClean, K. Mitarai, X. Yuan, L. Cincio and P. J. Coles, *Variational quantum algorithms*, *Nat Rev Phys* pp. 1–20 (2021), doi:[10.1038/s42254-021-00348-9](https://doi.org/10.1038/s42254-021-00348-9).
- [34] N. Killoran, T. R. Bromley, J. M. Arrazola, M. Schuld, N. Quesada and S. Lloyd, *Continuous-variable quantum neural networks*, *Phys. Rev. Research* **1**(3), 033063 (2019), doi:[10.1103/PhysRevResearch.1.033063](https://doi.org/10.1103/PhysRevResearch.1.033063).
- [35] A. Blance and M. Spannowsky, *Quantum machine learning for particle physics using a variational quantum classifier*, *J. High Energ. Phys.* **2021**(2), 212 (2021), doi:[10.1007/JHEP02\(2021\)212](https://doi.org/10.1007/JHEP02(2021)212).
- [36] I. Kerenidis, J. Landman and A. Prakash, *Quantum Algorithms for Deep Convolutional Neural Networks*, URL <https://arxiv.org/abs/1911.01117> (2019).
- [37] J. Liu, K. H. Lim, K. L. Wood, W. Huang, C. Guo and H.-L. Huang, *Hybrid quantum-classical convolutional neural networks*, *Sci. China Phys. Mech. Astron.* **64**(9), 290311 (2021), doi:[10.1007/s11433-021-1734-3](https://doi.org/10.1007/s11433-021-1734-3).
- [38] S. Wei, Y. Chen, Z. Zhou and G. Long, *A quantum convolutional neural network on NISQ devices*, *AAPPS Bull.* **32**(1), 2 (2022), doi:[10.1007/s43673-021-00030-3](https://doi.org/10.1007/s43673-021-00030-3).
- [39] S. Y.-C. Chen and S. Yoo, *Federated Quantum Machine Learning*, *Entropy* **23**(4), 460 (2021), doi:[10.3390/e23040460](https://doi.org/10.3390/e23040460).
- [40] H. Yano, Y. Suzuki, R. Raymond and N. Yamamoto, *Efficient Discrete Feature Encoding for Variational Quantum Classifier*, In *2020 IEEE International Conference on Quantum Computing and Engineering (QCE)*, pp. 11–21. Denver, CO, USA, doi:[10.1109/QCE49297.2020.00012](https://doi.org/10.1109/QCE49297.2020.00012) (2020).
- [41] S. Y.-C. Chen, T.-C. Wei, C. Zhang, H. Yu and S. Yoo, *Quantum convolutional neural networks for high energy physics data analysis*, *Phys. Rev. Research* **4**(1), 013231 (2022), doi:[10.1103/PhysRevResearch.4.013231](https://doi.org/10.1103/PhysRevResearch.4.013231).
- [42] I. MacCormack, C. Delaney, A. Galda, N. Aggarwal and P. Narang, *Branching quantum convolutional neural networks*, *Phys. Rev. Research* **4**(1), 013117 (2022), doi:[10.1103/PhysRevResearch.4.013117](https://doi.org/10.1103/PhysRevResearch.4.013117).
- [43] A. Abbas, D. Sutter, C. Zoufal, A. Lucchi, A. Figalli and S. Woerner, *The power of quantum neural networks*, *Nat Comput Sci* **1**(6), 403 (2021), doi:[10.1038/s43588-021-00084-1](https://doi.org/10.1038/s43588-021-00084-1).

- [44] J. J. Meyer, *Fisher Information in Noisy Intermediate-Scale Quantum Applications*, Quantum **5**, 539 (2021), doi:[10.22331/q-2021-09-09-539](https://doi.org/10.22331/q-2021-09-09-539).
- [45] X. Wang, Y. Du, Y. Luo and D. Tao, *Towards understanding the power of quantum kernels in the NISQ era*, URL <https://arxiv.org/abs/2103.16774> (2021).
- [46] M. Schuld, R. Sweke and J. J. Meyer, *Effect of data encoding on the expressive power of variational quantum-machine-learning models*, Phys. Rev. A **103**(3), 032430 (2021), doi:[10.1103/PhysRevA.103.032430](https://doi.org/10.1103/PhysRevA.103.032430).
- [47] M. C. Caro, E. Gil-Fuster, J. J. Meyer, J. Eisert and R. Sweke, *Encoding-dependent generalization bounds for parametrized quantum circuits*, URL <https://arxiv.org/abs/2106.03880> (2021).
- [48] Y. Wu, J. Yao, P. Zhang and H. Zhai, *Expressivity of quantum neural networks*, Phys. Rev. Research **3**(3), L032049 (2021), doi:[10.1103/PhysRevResearch.3.L032049](https://doi.org/10.1103/PhysRevResearch.3.L032049).
- [49] L. Funcke, T. Hartung, K. Jansen, S. Kühn and P. Stornati, *Dimensional Expressivity Analysis of Parametric Quantum Circuits*, Quantum **5**, 422 (2021), doi:[10.22331/q-2021-03-29-422](https://doi.org/10.22331/q-2021-03-29-422).
- [50] L. Banchi, J. Pereira and S. Pirandola, *Generalization in Quantum Machine Learning: A Quantum Information Standpoint*, PRX Quantum **2**(4), 040321 (2021), doi:[10.1103/PRXQuantum.2.040321](https://doi.org/10.1103/PRXQuantum.2.040321).
- [51] Y. Du, Z. Tu, X. Yuan and D. Tao, *Efficient Measure for the Expressivity of Variational Quantum Algorithms*, Phys. Rev. Lett. **128**(8), 080506 (2022), doi:[10.1103/PhysRevLett.128.080506](https://doi.org/10.1103/PhysRevLett.128.080506).
- [52] Y. Du, M.-H. Hsieh, T. Liu, S. You and D. Tao, *On the learnability of quantum neural networks*, URL <https://arxiv.org/abs/2007.12369> (2020).
- [53] T. Haug, K. Bharti and M. Kim, *Capacity and Quantum Geometry of Parametrized Quantum Circuits*, PRX Quantum **2**(4), 040309 (2021), doi:[10.1103/PRXQuantum.2.040309](https://doi.org/10.1103/PRXQuantum.2.040309).
- [54] J. Preskill, *Quantum computing in the NISQ era and beyond*, Quantum **2**, 79 (2018), doi:[10.22331/q-2018-08-06-79](https://doi.org/10.22331/q-2018-08-06-79).
- [55] K. Bharti, A. Cervera-Liarta, T. H. Kyaw, T. Haug, S. Alperin-Lea, A. Anand, M. Degroote, H. Heimonen, J. S. Kottmann, T. Menke, W.-K. Mok, S. Sim *et al.*, *Noisy intermediate-scale quantum algorithms*, Rev. Mod. Phys. **94**(1), 015004 (2022), doi:[10.1103/RevModPhys.94.015004](https://doi.org/10.1103/RevModPhys.94.015004).
- [56] X.-Z. Luo, J.-G. Liu, P. Zhang and L. Wang, *Yao.jl: Extensible, Efficient Framework for Quantum Algorithm Design*, Quantum **4**, 341 (2020), doi:[10.22331/q-2020-10-11-341](https://doi.org/10.22331/q-2020-10-11-341).
- [57] J. Bezanson, A. Edelman, S. Karpinski and V. B. Shah, *Julia: A Fresh Approach to Numerical Computing*, SIAM Rev. **59**(1), 65 (2017), doi:[10.1137/141000671](https://doi.org/10.1137/141000671).
- [58] M. Broughton, G. Verdon, T. McCourt, A. J. Martinez, J. H. Yoo, S. V. Isakov, P. Massey, M. Y. Niu, R. Halavati, E. Peters, M. Leib, A. Skolik *et al.*, *TensorFlow Quantum: A Software Framework for Quantum Machine Learning*, URL <https://arxiv.org/abs/2003.02989> (2020).

- [59] V. Bergholm, J. Izaac, M. Schuld, C. Gogolin, M. S. Alam, S. Ahmed, J. M. Arrazola, C. Blank, A. Delgado, S. Jahangiri, K. McKiernan, J. J. Meyer *et al.*, *PennyLane: Automatic differentiation of hybrid quantum-classical computations*, URL <https://arxiv.org/abs/1811.04968> (2020).
- [60] N. Killoran, J. Izaac, N. Quesada, V. Bergholm, M. Amy and C. Weedbrook, *Strawberry Fields: A Software Platform for Photonic Quantum Computing*, *Quantum* **3**, 129 (2019), doi:[10.22331/q-2019-03-11-129](https://doi.org/10.22331/q-2019-03-11-129).
- [61] G. Aleksandrowicz, T. Alexander, P. Barkoutsos, L. Bello, Y. Ben-Haim, D. Bucher, F. J. Cabrera-Hernández, J. Carballo-Franquis, A. Chen, C.-F. Chen, J. M. Chow, A. D. Córcoles-Gonzales *et al.*, *Qiskit: An Open-source Framework for Quantum Computing*, Zenodo, doi:[10.5281/zenodo.2562111](https://doi.org/10.5281/zenodo.2562111) (2019).
- [62] K. Svore, A. Geller, M. Troyer, J. Azariah, C. Granade, B. Heim, V. Kliuchnikov, M. Mykhailova, A. Paz and M. Roetteler, *Q#: Enabling Scalable Quantum Computing and Development with a High-level DSL*, In *Proceedings of the Real World Domain Specific Languages Workshop 2018*, RWDSL2018, pp. 1–10. Association for Computing Machinery, New York, NY, USA, ISBN 978-1-4503-6355-6, doi:[10.1145/3183895.3183901](https://doi.org/10.1145/3183895.3183901) (2018).
- [63] F. Zhang, C. Huang, M. Newman, J. Cai, H. Yu, Z. Tian, B. Yuan, H. Xu, J. Wu, X. Gao, J. Chen, M. Szegedy *et al.*, *Alibaba Cloud Quantum Development Platform: Large-Scale Classical Simulation of Quantum Circuits*, URL <https://arxiv.org/abs/1907.11217> (2019).
- [64] C. Huang, M. Szegedy, F. Zhang, X. Gao, J. Chen and Y. Shi, *Alibaba Cloud Quantum Development Platform: Applications to Quantum Algorithm Design*, URL <https://arxiv.org/abs/1909.02559> (2019).
- [65] D. Nguyen, D. Mikushin and Y. Man-Hong, *HiQ-ProjectQ: Towards user-friendly and high-performance quantum computing on GPUs*, In *2021 Design, Automation Test in Europe Conference Exhibition (DATE)*, pp. 1056–1061. Grenoble, France, doi:[10.23919/DATE51398.2021.9474170](https://doi.org/10.23919/DATE51398.2021.9474170) (2021).
- [66] A. S. Green, P. L. Lumsdaine, N. J. Ross, P. Selinger and B. Valiron, *Quipper: A scalable quantum programming language*, In *Proceedings of the 34th ACM SIGPLAN Conference on Programming Language Design and Implementation*, PLDI '13, pp. 333–342. Association for Computing Machinery, New York, NY, USA, ISBN 978-1-4503-2014-6, doi:[10.1145/2491956.2462177](https://doi.org/10.1145/2491956.2462177) (2013).
- [67] A. JavadiAbhari, S. Patil, D. Kudrow, J. Heckey, A. Lvov, F. T. Chong and M. Martonosi, *ScaffCC: Scalable compilation and analysis of quantum programs*, *Parallel Computing* **45**, 2 (2015), doi:[10.1016/j.parco.2014.12.001](https://doi.org/10.1016/j.parco.2014.12.001).
- [68] N. Khammassi, I. Ashraf, X. Fu, C. Almudever and K. Bertels, *QX: A high-performance quantum computer simulation platform*, In *Design, Automation Test in Europe Conference Exhibition (DATE), 2017*, pp. 464–469. Lausanne, Switzerland, doi:[10.23919/DATE.2017.7927034](https://doi.org/10.23919/DATE.2017.7927034) (2017).
- [69] J. R. Johansson, P. D. Nation and F. Nori, *QuTiP: An open-source Python framework for the dynamics of open quantum systems*, *Computer Physics Communications* **183**(8), 1760 (2012), doi:[10.1016/j.cpc.2012.02.021](https://doi.org/10.1016/j.cpc.2012.02.021).

- [70] H. Xiao, K. Rasul and R. Vollgraf, *Fashion-mnist: a novel image dataset for benchmarking machine learning algorithms*, URL <http://arxiv.org/abs/1708.07747> (2017).
- [71] Y. LeCun, C. Cortes and C. Burges, *Mnist handwritten digit database* (1998).
- [72] V. Giovannetti, S. Lloyd and L. Maccone, *Quantum random access memory*, *Phys. Rev. Lett.* **100**, 160501 (2008), doi:[10.1103/PhysRevLett.100.160501](https://doi.org/10.1103/PhysRevLett.100.160501).
- [73] H.-Y. Huang, M. Broughton, M. Mohseni, R. Babbush, S. Boixo, H. Neven and J. R. McClean, *Power of data in quantum machine learning*, *Nat Commun* **12**(1), 2631 (2021), doi:[10.1038/s41467-021-22539-9](https://doi.org/10.1038/s41467-021-22539-9).
- [74] M. Schuld, *Supervised quantum machine learning models are kernel methods*, URL <https://arxiv.org/abs/2101.11020> (2021).
- [75] S. Lu, L.-M. Duan and D.-L. Deng, *Quantum adversarial machine learning*, *Phys. Rev. Research* **2**(3), 033212 (2020), doi:[10.1103/PhysRevResearch.2.033212](https://doi.org/10.1103/PhysRevResearch.2.033212).
- [76] D. P. Kingma and J. Ba, *Adam: A method for stochastic optimization*, URL <https://arxiv.org/abs/1412.6980> (2014).
- [77] J. Romero, R. Babbush, J. R. McClean, C. Hempel, P. J. Love and A. Aspuru-Guzik, *Strategies for quantum computing molecular energies using the unitary coupled cluster ansatz*, *Quantum Sci. Technol.* **4**(1), 014008 (2018), doi:[10.1088/2058-9565/aad3e4](https://doi.org/10.1088/2058-9565/aad3e4).
- [78] J. Li, X. Yang, X. Peng and C.-P. Sun, *Hybrid quantum-classical approach to quantum optimal control*, *Phys. Rev. Lett.* **118**, 150503 (2017), doi:[10.1103/PhysRevLett.118.150503](https://doi.org/10.1103/PhysRevLett.118.150503).
- [79] K. Mitarai, M. Negoro, M. Kitagawa and K. Fujii, *Quantum circuit learning*, *Phys. Rev. A* **98**(3), 032309 (2018), doi:[10.1103/PhysRevA.98.032309](https://doi.org/10.1103/PhysRevA.98.032309).
- [80] A. Mari, T. R. Bromley and N. Killoran, *Estimating the gradient and higher-order derivatives on quantum hardware*, *Phys. Rev. A* **103**(1), 012405 (2021), doi:[10.1103/PhysRevA.103.012405](https://doi.org/10.1103/PhysRevA.103.012405).
- [81] J. Stokes, J. Izaac, N. Killoran and G. Carleo, *Quantum Natural Gradient*, *Quantum* **4**, 269 (2020), doi:[10.22331/q-2020-05-25-269](https://doi.org/10.22331/q-2020-05-25-269).
- [82] B. Koczor and S. C. Benjamin, *Quantum natural gradient generalised to non-unitary circuits*, URL <https://arxiv.org/abs/1912.08660> (2019).
- [83] W. H. Wolberg, N. Street and O. L. Mangasarian, *UCI Machine Learning Repository: Breast Cancer Wisconsin (Diagnostic) Data Set* (1992).
- [84] P. Smacchia, L. Amico, P. Facchi, R. Fazio, G. Florio, S. Pascazio and V. Vedral, *Statistical mechanics of the cluster Ising model*, *Phys. Rev. A* **84**(2), 022304 (2011), doi:[10.1103/PhysRevA.84.022304](https://doi.org/10.1103/PhysRevA.84.022304).
- [85] S. Aubry and G. André, *Analyticity breaking and anderson localization in incommensurate lattices*, *Ann. Israel Phys. Soc* **3**(133), 18 (1980).

-
- [86] W. Ren, W. Li, S. Xu, K. Wang, W. Jiang, F. Jin, X. Zhu, J. Chen, Z. Song, P. Zhang, H. Dong, X. Zhang *et al.*, *Experimental quantum adversarial learning with programmable superconducting qubits*, URL <https://arxiv.org/abs/2204.01738> (2022).
- [87] M. Innes, A. Edelman, K. Fischer, C. Rackauckas, E. Saba, V. B. Shah and W. Tebbutt, *A Differentiable Programming System to Bridge Machine Learning and Scientific Computing*, URL <https://arxiv.org/abs/1907.07587> (2019).
- [88] W. Samek, T. Wiegand and K.-R. Müller, *Explainable Artificial Intelligence: Understanding, Visualizing and Interpreting Deep Learning Models*, URL <https://arxiv.org/abs/1708.08296> (2017).
- [89] A. Baughman, K. Yogaraj, R. Hebbar, S. Ghosh, R. U. Haq and Y. Chhabra, *Study of feature importance for quantum machine learning models*, URL <https://arxiv.org/abs/2202.11204> (2022).