

# **A Survey on Sentence Embedding Models Performance for Patent Analysis**

**-- Preliminary Draft, Work in Progress --**

**Hamid Bekamiri, Daniel S. Hain, Roman Jurowetzki**

Aalborg University Business School, Denmark

## **Abstract**

Patent data is an important source of knowledge for innovation research. While the technological similarity between pairs of patents is a key enabling indicator for patent analysis. Recently researchers have been using patent vector space models based on different NLP embeddings models to calculate technological similarity between pairs of patents to help better understand innovations, patent landscaping, technology mapping, and patent quality evaluation. To the best of our knowledge, there is not a comprehensive survey that builds a big picture of embedding models' performance for calculating patent similarity indicators. Therefore, in this study, we provide an overview of the accuracy of these algorithms based on patent classification performance. In a detailed discussion, we report the performance of the top 3 algorithms at section, class, and subclass levels. The results based on the first claim of patents shows that PatentSBERTa, Bert-for-patents, and TF-IDF Weighted Word Embeddings have the best accuracy for computing sentence embeddings at subclass level. According to the first results, performance of the models in different classes varies which shows researchers in patent analysis can utilize the results of this study for choosing the best proper model based on the specific section of patent data they used.

## **Keywords**

Technological Distance, Patent Classification, Sentence Embedding, Transformer Models

## Introduction

Measuring patent to patent (p2p) similarity is the most effective way to distinguish the technological overlap, similarity, and technology landscaping. There are three main kinds of the p2p similarity methods including citation-based analysis, classification\_based analysis, and textual\_based methods. The citation\_based analysis uses backward and forward citations for calculating the similarity between a new patent to existing patents. The classification\_based analysis utilizes the co-classification matrix for calculating p2p similarity score. Textual\_based methods are based on natural language processing (NLP) that applies Machine Learning (ML) techniques to the textual components of patent data to derive p2p technological similarity indicators (Hain et al., 2022). All three approaches are subject to a number of limitations. Citation\_based approach is focused on prior works rather than technological content and moreover, many patents do not have any citation records that lead to the inability to measure their similarity to other patents. Categorizing patents based on the classification approach is too broad for technology landscaping and the method fails to differentiate patents within a specific class or subclass (Hain et al., 2022; Younge and Kuhn, 2016). Although textual\_based analysis requires significant expertise in ML, NLP, information retrieval (IR), and data analysis, it achieves state-of-the-art results compared to other approaches which is why recently the majority of researchers have focused on applying this approach for calculating p2p similarity indicators.

The language used in the patent is usually vague and filled with technical jargon, therefore extracting features from it can be challenging. Technical jargon, the use of legal language, and attention to intellectual property rights here represent a challenge that can significantly affect the accuracy of patent analysis applications (Zhang et al., 2005; Qi et al., 2020; Beal & Kafadar, 2008; Tseng et al., 2007). Thus, identifying appropriate embedding approaches in order to embed information in patent texts accurately seems to be necessary more than in other domains.

Text embeddings are fundamentally a form of word or sentence representation that prepares texts in an understandable format for a machine. Text embeddings map text data into vectors that can be a set of real numbers (a vector). Word or Sentence embedding is a term used for the representation of words or sentences in a text that encodes the meaning of the word or the sentence in n-dimensional space, which is expected for words or sentences that are closer in the vector space to be more similar. It is found from the related literature review that there exist three dominant word embeddings namely, Traditional word embedding, Static word embedding, and Contextualized word embedding (Selva and Kanniga, 2021), and two sentence embeddings approaches Non-Parameterized and Parameterized models (Wang and Kuo, 2020).

In the lack of a ground-truth benchmark dataset of an annotated p2p similarity, we can not directly validate how accurate the embeddings are (Hain et al., 2022). Meanwhile, This limitation makes it difficult to obtain instructions for using appropriate models in the field of patent analysis. Since using other approaches to calculate semantic similarities like citation\_based and classification\_based can be appropriate replacement metrics for evaluating accuracy of embeddings, we propose using the PatentSBERTa approach (Bekamiri et al., 2021) for evaluating the accuracy of different sentence embedding based on classification performance. So then based on the performance of multi-label classification we can evaluate the accuracy of the embeddings.

This paper aims to provide an overview of the accuracy of the different types of sentence embedding techniques for patent analysis. The result of the study will be reported into two levels including the best models as a universal model for patents analysis at all sections and the best model for every section.

## **Related work**

There exist three major word embedding techniques and two different sentence embedding approaches. The following subsections present surveys on these techniques.

### **Word Embeddings Techniques**

Based on the related literature review, major word embedding techniques can be categorized into three groups namely Traditional word embedding, Static word embedding, and Contextualized word embedding.

Traditional word embedding is based on the frequency that considers the whole document and discovers the significance of rare words in the document, count occurrence of each word, and co-occurrence of words. Frequency-based embeddings are categorized into Count vector, TF-IDF, and Co-occurrence. Count vector is a method of counting the number of times each word occurs and converting a given set of words into a frequency representation in the document. The main disadvantage of the Count vector techniques is that they did not afford semantic information and similarity between two documents. This algorithm is used to generate a vector with length equal to the number of distinct words. Vectors are calculated based on the frequency/counts of these words in the documents they appear. TF-IDF is the term abbreviation of Term Frequency-Inverse Document Frequency, defined as the total number of times a term occurs in a document. In this method, TF gives more importance to the words appearing more frequently in a single document. On the other hand, IDF will try to down-weight the words that occur multiple times across the other documents. Therefore the model identifies the important

terms in the documents and on the other hand ignores other uninformative terms. Co-occurrence matrix algorithm is based on the principle that similar words will occur together and will also have similar contexts. Context window and Co-occurrence matrix are important parts of this method that the context window refers to the number of neighbors to a given word and the occurrence matrix built based on the number of times two words in the context window occur together (Selva and Kanniga, 2021).

Static word embedding is based on predicting probabilities of the words and maps each word into a vector. These vectors are typically dense and have much lower dimensionality than the size of the vocabulary. Static embeddings are trained by the lookup tables which convert words into dense vectors. Word2Vec is a method to construct text embeddings that was published in 2013. This technique uses a neural network model to learn word representations from a large language resource consisting of a structured set of texts. It can be obtained using two methods (both involving Neural Networks): Skip Gram and Common Bag Of Words (CBOW). The difference between CBOW (Continuous Bag of Words) vs Skip-gram algorithms is that In the training in which the CBOW algorithm is used, the target word is given as output and the neighboring words are given as input. In contrast, in Word2Vec training based on the Skip-Gram algorithm, the target word itself is given as input and the neighboring words as output. Therefore Word2Vec is trained through predicting the neighboring words from the target as Skip-Gram algorithm or the target word from given the neighboring words as CBOW algorithm. The Glove is a technique where the model can be trained based on the matrix factorization technique which consists of the words co-occurrence information. The co-occurrence matrix tells us the information about the occurrence of the words in different pairs of words. Using the co-occurrence matrix the Glove model can be trained and compute the ratio of probabilities between any two pairs of words. Bojanowski et al (2016) proposed FastText. It is another word embedding method that represents each word as an n-gram of characters instead of using words directly like Word2Vec. It solves the main challenge of both Word2vec and GloVe as the limitation for computing vector representation of words that are not in the model dictionary (Bojanowski et al., 2017).

Although a word can have different semantic meanings in different sentences, in Traditional word embedding and Static word embedding embeddings models, a word has the same vector representation in different sentences. To address this challenge, Contextualized language models can capture these definitions learned from a large set of documents, so embedding a word will have different vector representations in different sentences. ELMo model (Peters et al., 2018) considers the entire input sentence for computing the word embeddings. Hence, an appropriate meaning of word wherein, a word could have multiple meanings or senses can be grasped by the model, and a word can have different ELMo vectors under different contexts.

The ELMo word vectors are learned functions of the internal states of a deep bidirectional language model (biLM), which can be pre-trained on a large text corpus (Matthew et al., 2018). The third generation of Generative Pre-trained Transformer (GPT-3), is a neural network machine learning model Developed by OpenAI that is trained using internet data to generate any type of text (Radford et al., 2018). BERT model was introduced in 2018 by Google, which stands for Bidirectional Encoder Representations from Transformers. BERT can be trained by jointly conditioning on both left and right context in all layers from unlabeled texts. Therefore it can be utilized in a specific domain without substantial architecture modifications (Devlin et al., 2018). Pretrained Language Models (LMs) have recently become popular in NLP as they enabled transfer learning in this domain. These models encode contextual information and high-level features of the language, modeling syntax and semantics, achieving state-of-the-art performance across a variety of tasks, such as named entity recognition (Peters et al., 2017), machine translation (Ramachandran et al., 2017) and text classification (Howard and Ruder, 2018). They are initially pre-trained on large corpora with high resource consumption, and later fine-tuned on downstream tasks by adding one or more task-specific layers trained from scratch through in-domain data while other layers are frozen. Transformer models based on their architecture can have better results in some specific tasks. In particular, GPT family models mostly are pretrained for Machine translation, Text generation, and Question and answering, BERT family for Document classification and Regression tasks. Generally, fine-tuning allows the use of these models in a specific domain with little resource requirement and fewer data. However, using these models depends on the type of problem and the context in which they would be deployed.

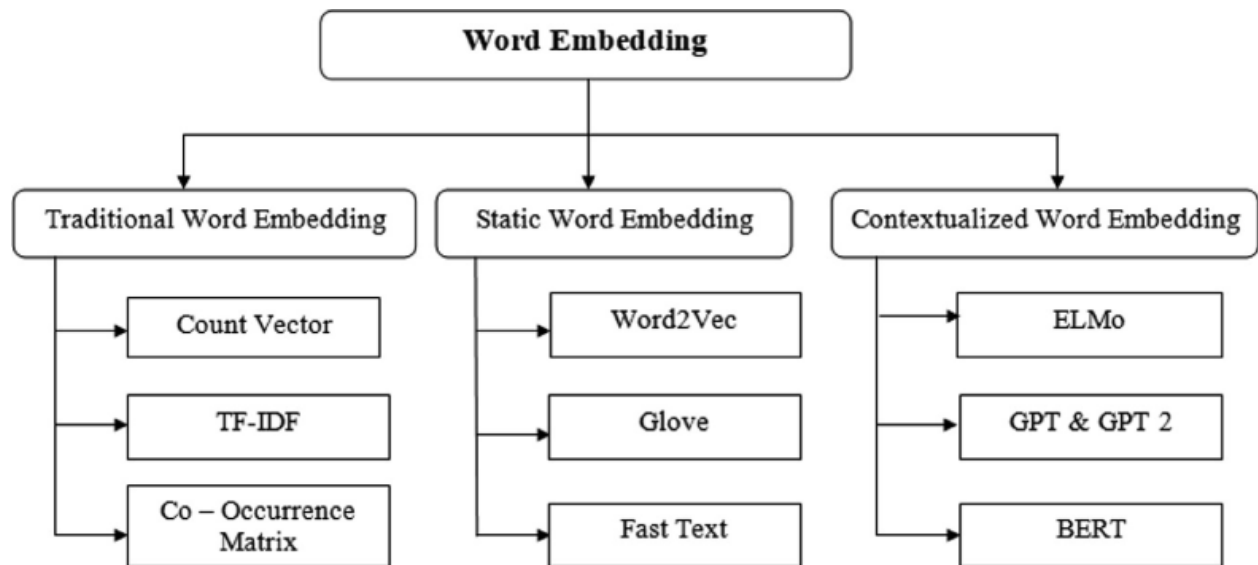


Fig. 1: Types of word embedding techniques (Selva and Kanniga, 2021)

## Sentence Embedding Approaches

In the sentence embedding approach instead of computing embedding at word level, vectors of embeddings represent entire sentences and their semantic information. Generally there are two main categories of sentence embedding approaches to get from the word embeddings namely non-parameterized and parameterized models (Wang and Kuo, 2020).

Non-Parameterized methods usually based on pre-trained word embedding methods that the most commonly used approach is to aggregate the embeddings of each word in a sentence using average-pooling, min-pooling and max-pooling. Averaging (Avg) different word embeddings (Avg. GloVe and Avg. BERT) and weighted averaging methods (TF-IDF and smooth inverse frequency (SIF) (Arora, Liang, & Ma, 2019)) fall into this group.

Parameterized models utilize a more complex approach for computing sentence embeddings and usually perform better than non-parameterized models (SBERT-WK). In these models using the skip-thought model (Kiros et al., 2015) extends the unsupervised training of word embedding models (Mikolov et al., 2013) from the word level to the sentence level. The skip-thought model is a simple Neural Networks model for learning fixed length representations of sentences in any NLP without any labeled data. Recently parameterized models have attracted a lot of attention from different research areas and have had a lot of success. The most commonly used techniques in this group are InferSent (Conneau et al., 2017), Universal Sentence Encoder, SBERT and SBERT-WK. InferSent employs bidirectional Long Short-term Memory (LSTM) with supervised training.

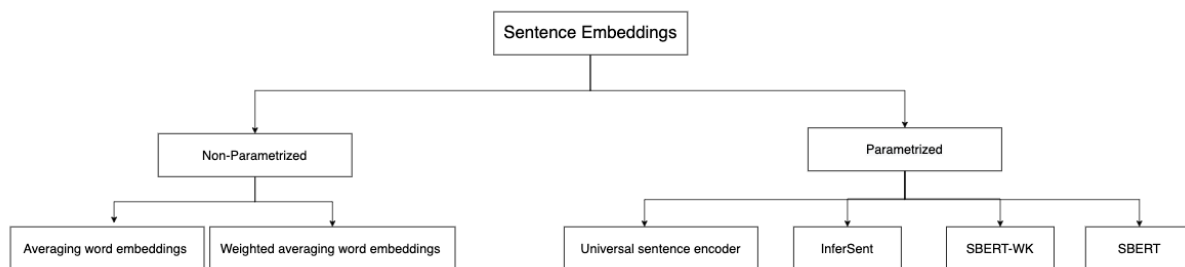


Fig. 2: Types of sentence embedding techniques

## Data

In this study, we used the EPO PATSTAT Worldwide Patent Statistical Database (2M patents for abstracts) and PatentsView dataset (1.5M patents for claims) provided by the US Patent and Trademark Office (USPTO). PATSTAT has been specifically developed for use by organizations and academic institutions. PatentsView is a patent data analysis platform designed to enhance the usefulness and transparency of US patent data and provides a regularly updated database connecting patents, inventors, organizations, and locations (USPTO, 2020). In this study, we utilized 2M patents randomly on EPO PATSTAT and 1.5 USPTO patents between 2013-2017 which have at least one claim on PatentsViews data source on the Google patent public datasets. The number of records available in this study was 3,492,294 patents (1.5M of PatentView and 2M of PATSTAT) and we used 8 percent of the patents as the test dataset for evaluating the model. It is worth mentioning that we removed all duplicate records in patent id and claim text. Our exploration in data showed that we have about 163,909 different combinations of the labels. For a better understanding regarding this point, Fig.3 shows the top 30 label combinations by value in the dataset.

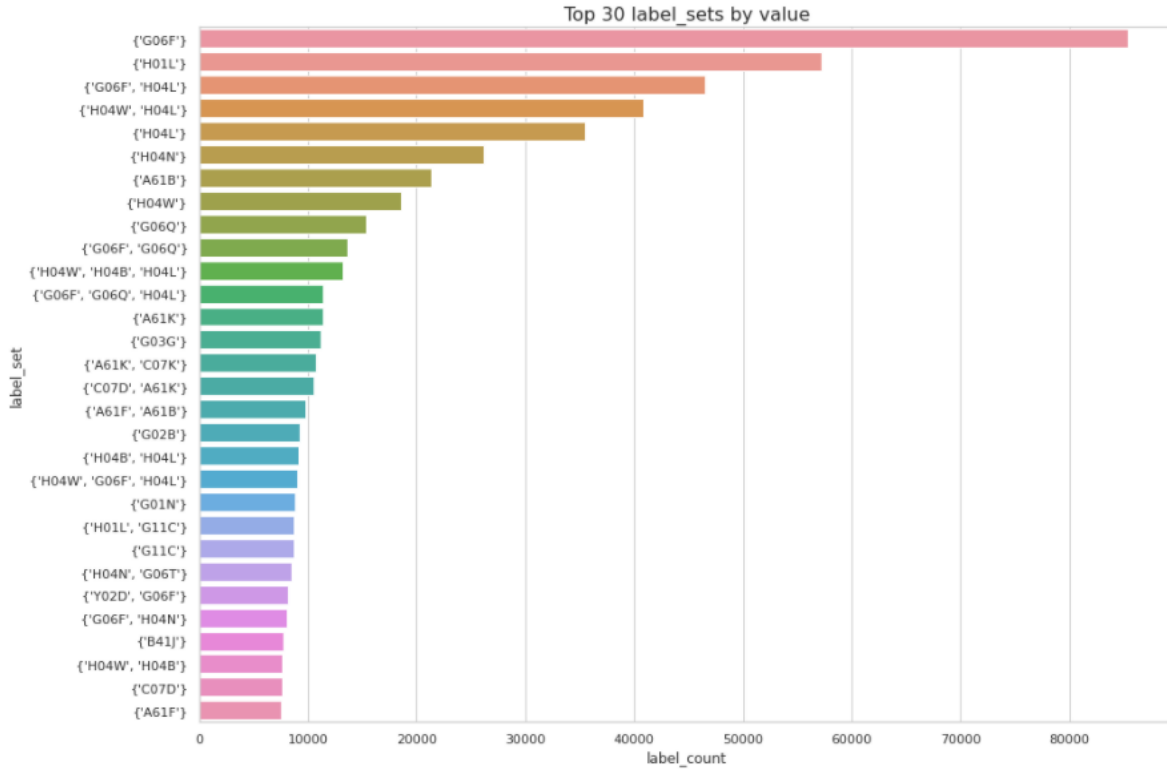


Fig. 3: Different combinations of the labels

## Computing different types of Sentence Embeddings

In this study, we evaluate the accuracy of one model of Non-Parameterized as TF-IDF Weighted Word Embeddings (Hain et al., 2022) and four models of Parameterized approach based on the SBERT model.

### Non-Parameterized: TF-IDF Weighted Word Embeddings

For this model, we trained a custom word2vec model on approximately 65 million English-language patent abstracts found in PATSTAT due to the specific language found in patent descriptions. Then we trained a TF-IDF model on the sample of the research dataset (3.5 M). The result, the TF-IDF model, was a matrix with 3.5M rows (patents) and 349790 columns (TF-IDF terms based on trained word2vec vocabulary). Next, we computed the 300-dimensional trained word2vec embedding vector for each TF-IDF term. Finally, sentence embeddings of samples were computed by taking the dot-product of multiplying the word-embedding matrix with the dense TF-IDF weighted bag-of-words representations of the claims.



In this approach, we used a simple TF-IDF weighted approach by adding weights to each word based on its frequency within the document using the pre-trained word2vec (Lilleberg et al., 2015).

### **Parameterized: SBERT**

In this study, four different models based on Sentence Transformers were used for calculating p2p similarity including PatentSBERTa, Bert-for-patents, Bird-pegasus-large-bigpatent, and RoBERTa. Sentence Transformers is a framework based on PyTorch and Transformer models that can create this possible for researchers to implement a large sort of fine-tuned models for various tasks. The most important advantage of using this framework is that a practical infrastructure for calculating p2p similarity with the performance of BERT can be proposed.

PatentSBERTa is the pretrained model based on SBERT that was fine-tuned through an augmented approach on 3432 pair claim sentences chosen (Bekamiri et al., 2021). Bert-for-patents is a model based on BERT LARGE trained by Google on 100M+ patents (not just US patents). Bird-pegasus-large-bigpatent proposed and trained by Google research group in 2021 that can handle sequences of length up to 8x of what was previously possible using similar hardware (Zaheer et al., 2021). RoBERTa is based on Google's BERT model released in 2018 that was proposed in 2019. It modifies key hyperparameters, removing the next-sentence pretraining objective and training with much larger mini-batches and learning rates (Liu et al., 2019).

For this part, we only used the pre-trained models for computing the embeddings without any finetuning. As mentioned earlier we used the Sentence Transformer framework and SBERT approach for computing sentence embeddings. The sentence embeddings were calculated for 1.5 M claim and 2M abstracts of patents. In this study we use only the first claim of the patents. Due to the architecture of SBERT models, finally, we had a matrix with 1.5 M rows (claim of patents) and 768 dimensions and 2M rows (abstract of patents) and 768 dimensions for every model.

## **Evaluation**

In this study, for evaluating embeddings predictive validity is used. Predictive validity is the extent to which a test measure can predict a criterion measure (Younge and Kuhn, 2016). In patent data, the clearest criterion measure is whether a pair of patents is also classified as similar by patent applicants and/or the USPTO. Two patents would be similar when they are

similarly classified by the patent office, either explicitly through the USPTO’s patent classification system or implicitly through assignment into the same administrative patent examining division (Younge and Kuhn, 2016). Given that the performance of embedding-based patent classification models indicates the accuracy of embedding techniques that indeed preserve the technological content and context of a patent (Hain et al., 2021), therefore we use patent classification performance (PatntSBERTa paper approach) as a metric for evaluating the accuracy of the different types of sentence embedding techniques.

Based on PatentSBERTa approach for multi-label patent classification, for the prediction part, we used a Sigmoid function after finding similar semantic patents, and based on this layer, the labels of the instance are predicted.

$$\text{Sigmoid}(H) = \frac{1}{1 + e^{-x}}$$

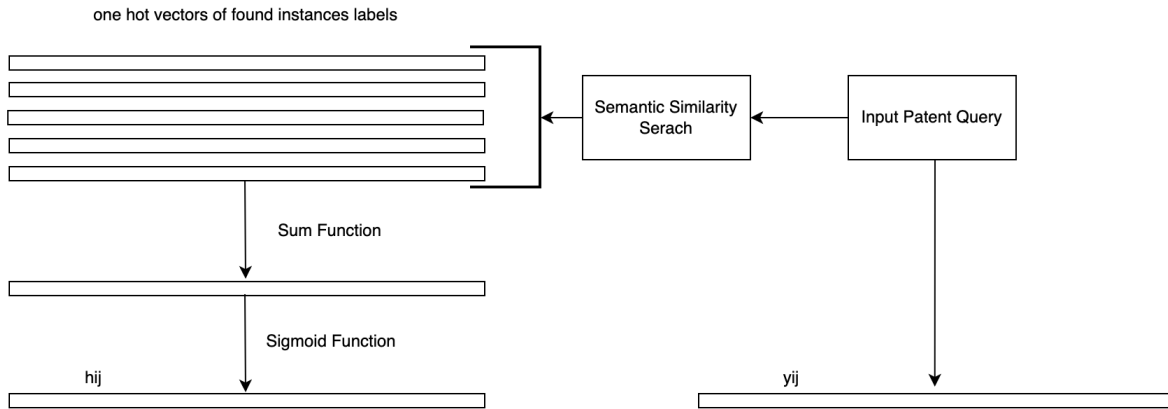


Fig. 4: Multi label prediction part based on semantic similarity results

As shown in Figure 4, labels of the found instances as similar to input query convert to one hot then the number of times the labels appear is calculated. Finally the sigmoid layer is used as the multi-label classifier.

In this study, we used different metrics for reporting the performance of embedding models including Precision, Recall, Instance F1 score, Micro F1 score, Weighted F1 score, and Hamming Loss. These related formulas are reported in the following. In these formulas, assume that  $y_{ij}$  means the  $j$ th label of the  $i$ th instance, and  $y_{ij} = 1$  or  $0$  means the  $j$ th label is relevant or irrelevant.  $H$  is the multi-label classifier, in which  $h_{ji}$  denotes the prediction of  $y_{ij}$ .

- Precision: Precision is the proportion of predicted correct labels to the total number of actual labels, averaged over all instances (Sorower, 2010).

$$Precision(H) = \frac{1}{m} \sum_{i=1}^m \frac{|Y_i \cap H_i|}{|H_i|}$$

- Recall: Recall is the proportion of predicted correct labels to the total number of predicted labels, averaged over all instances (Sorower, 2010).

$$Recall(H) = \frac{1}{m} \sum_{i=1}^m \frac{|Y_i \cap H_i|}{|Y_i|}$$

- Weighted F1-score: Calculate metrics for each label, and find their average weighted by support (the number of true instances for each label). This alters 'macro' to account for label imbalance; it can result in an F-score that is not between precision and recall (Pedregosa et al.2011).

- F1 score (Instance-F1 score): This metric calculates the F1 score for each instance in the data and then calculates the average of the F1 scores (Xi-Zhu Wu and Zhi-Hua Zhou, 2017).

$$instance-F1(H) = \frac{1}{m} \sum_{i=1}^m \frac{2 \sum_{j=1}^l y_{ij} h_{ij}}{\sum_{j=1}^l y_{ij} + \sum_{j=1}^l h_{ij}}$$

- Micro-F1: Micro-F1 calculates metrics globally by counting the total true positives, false negatives, and false positives (Pedregosa et al.2011). Micro-F1 is a F-measure averaging on the prediction matrix.

$$micro-F1(H) = \frac{2 \sum_{j=1}^l \sum_{i=1}^m y_{ij} h_{ij}}{\sum_{j=1}^l \sum_{i=1}^m y_{ij} + \sum_{j=1}^l \sum_{i=1}^m h_{ij}}$$

- Hamming Loss: Hamming Loss reports how many times on average, the relevance of an example to a class label is incorrectly predicted (Schapire, 2000). Therefore, hamming loss takes into account the prediction error (an incorrect label is predicted) and the missing error (a relevant label not predicted), normalized over total number of classes and total number of examples.

$$hloss(H) = \frac{1}{ml} \sum_{i=1}^m \sum_{j=1}^l \mathbb{I}[h_{ij} \neq y_{ij}]$$

where  $I$  is the indicator function. Ideally, we would expect hamming loss,  $HL = 0$ , which would imply no error; practically the smaller the value of hamming loss, the better the performance of the learning algorithm (Sorower, 2010).

## Results

In this section, we summarize our findings for comparing the performance of different embedding models based on Non-parameterized and parameterized models. For the Non-parameterized group we evaluated one model as TF-IDF Weighted Word Embeddings (Hain et al, 2022) and four models based on SBERT for the parameterized group. Table. 1 shows the results of the models' performance assessed based on claim and abstract of patents.

Approach	Model	Claim	Abstract
Non-Parameterized	TF-IDF Weighted Word Embeddings (Hain et al, 2022)	0.50	0.52
Parameterized	RoBERTa (Liu et al., 2019)	0.40	0.44
	Bert-for-patents (Srebrovic R and Yonamine J, 2020)	0.65	0.66
	Bird-pegasus-large-big patent (Zaheer et al., 2021)	0.44	0.53
	PatentSBERTa (Bekamiri et al., 2021)	0.68	0.69

Table 1: The accuracy of different embedding approaches based on patent multi label classification performance at subclass level

The performance of the embedding models shown in table 1 illustrates the accuracy of well known models like RoBERTa and Bird-pegasus-large-big-patent yield rather bad sentence embeddings, often worse than traditional models like TF-IDF Weighted Word Embedding model. There are two main reasons for performance of RoBERTa and Bird-pegasus-large-big-patent including lack of fine tuning the model and structure of the bert models. While RoBERT is able to improve for several supervised tasks generally, the performance of it is dependent on appropriate fine tuning in the specific domain and the result obviously shows it. In this study because of limitations to access patent labeled dataset we did not do fine tuning on the models. On the other hand Bird-pegasus-large-big-patent is a sparse-attention based transformer which has extended the structure of Transformer models. Therefore it can handle a longer context rather than 512 tokens as a common size of Transformer models that can be useful on various NLP tasks such as summarization when we have a longer text, not in this study whose average claims' and abstracts' tokens is 162 words.

The result of table 1 can be assumed as an evaluation for universal models (Choi et al, 2022) that was tested with about 100K instances in different contexts (sections). But we can check the result of sentence embedding models' performance in specific sections as shown in Table 2 and

report the best performance of sentence embeddings in these sections. The result of this part of study can be helpful for choosing the best sentence embeddings model by researchers when they want to focus on a specific area and section of patents.

Label	Explanation	RoBERTa	Bert-for-patents	PatentSBERTa	Best model
A	Human necessities	0.68	0.81	0.80	Bert-for-patents
B	Performing operations	0.57	0.77	0.76	Bert-for-patents
C	Chemistry	0.79	0.84	0.86	PatentSBERTa
D	Textiles	0.17	0.63	0.64	PatentSBERTa
E	Fixed constructions	0.42	0.71	0.74	PatentSBERTa
F	Mechanical engineering	0.62	0.76	0.78	PatentSBERTa
G	Physics	0.77	0.85	0.85	PatentSBERTa
H	Electricity	0.79	0.88	0.86	Bert-for-patents
Y	General tagging of new technological developments	0.44	0.61	0.56	Bert-for-patents
	Micro	0.70	0.81	0.80	
	Weighted	0.69	0.81	0.80	
	Instance	0.72	0.83	0.82	

Table 2: The accuracy of selected embedding models based on patent multi label classification performance at section level

## Conclusion and Future work

We presented an overview of the sentence embeddings accuracy for patent analysis. The idea is based on using patent multi-label classification performance for evaluating the sentence embedding models' accuracy. We reported the best universal embedding models for patent analysis as well as the most accurate model in every specific section of patent data.

We saw the performance of some well known BERT models like RoBERTa yields rather bad sentence embeddings, often worse than traditional models which shows the importance of accessing a big view of accuracy of the embeddings models for patent analysis. In this regard we compared several sentence embeddings models into two groups as parameterized and Non-parameterized for patent analysis.

The presented overview of sentence embeddings model's accuracy can be used for choosing the most propre embedding model in patent analysis by researchers in order to embed information in patent texts accurately.

Based on this foundation, in future work, we plan to explore the semi-supervised and unsupervised approaches for fine tuning sentence embedding models and evaluate the effect of fine tuning to improve the accuracy of these models.

## References

- Arora, S., Liang, Y., & Ma, T. (2019). A simple but tough-to-beat baseline for sentence embeddings. Paper presented at 5th International Conference on Learning Representations, ICLR 2017, Toulon, France.
- Arts, S., Hou, J., & Gomez, J. C. (2021). Natural language processing to identify the creation and impact of new technologies in patent text: Code, data, and new measures. *Research Policy*, Volume 50, Issue 2, March 2021, 104144. <https://doi.org/10.1016/j.respol.2020.104144>.
- Arts, S., Cassiman, B., & Gomez, J. C. (2018). Text matching to measure patent similarity. *Strategic Management Journal*, Wiley Blackwell, vol. 39(1), pages 62-84, January.
- Alec Radford, Karthik Narasimhan, Tim Salimans, and Ilya Sutskever (2018). Improving Language Understanding by Generative Pre-Training. [https://s3-us-west-2.amazonaws.com/openai-assets/research-covers/language-unsupervised/language\\_understanding\\_paper.pdf](https://s3-us-west-2.amazonaws.com/openai-assets/research-covers/language-unsupervised/language_understanding_paper.pdf)
- Alexis Conneau, Douwe Kiela, Holger Schwenk, Loïc Barrault, and Antoine Bordes. 2017. Supervised learning of universal sentence representations from natural language inference data. In EMNLP.
- Bekamiri, H., Hain, D. S., Jurowetzki, R., 2021. PatentSBERTA: a deep NLP based hybrid model for patent distance and classification using augmented SBERT. arXiv preprint <https://arxiv.org/abs/2103.11933>
- Beall, J. and Kafadar, K. (2008). Measuring the extent of the synonym problem in full-text searching. *Evidence Based Library and Information Practice*, 3(4):18–33.
- Bin Wang and C.-C. Jay Kuo. 2020. Sbert-wk: A sentence embedding method by dissecting bert-based word models. *IEEE/ACM Transactions on Audio, Speech, and Language Processing*, 28:2146–2157.
- Choi, Hyunjin., Kim, Judong., Joe, Seongho., and Gwon, Youngjune. (2022). Evaluation of bert and albert sentence embedding performance on down- stream nlp tasks. In 2020 25th International Conference on Pattern Recognition (ICPR), pages 5482– 5487. IEEE.
- Hain, D., Jurowetzki, R., Buchmann, T., & Wolf, P. (2022). Text-based Technological Signatures and Similarities: How to create them and what to do with them. *Technological Forecasting and Social Change* Volume 177, April 2022, 121559.
- F. Pedregosa, G. Varoquaux, A. Gramfort, V. Michel, B. Thirion, O. Grisel, M. Blondel, P. Prettenhofer, R. Weiss, V. Dubourg, J. Vanderplas, A. Passos, D. Cournapeau, M. Brucher, M. Perrot, and E. Duchesnay. (2011). Scikit-learn: Machine learning in Python. *Journal of Machine Learning Research*, 12:2825–2830.
- Jacob Devlin, Ming-Wei Chang, Kenton Lee, and Kristina Toutanova. Bert: Pre-training of deep bidirectional transformers for language understanding. arXiv preprint arXiv:1810.04805, 2018.

J. Lilleberg, Y. Zhu and Y. Zhang, "Support vector machines and Word2vec for text classification with semantic features," 2015 IEEE 14th International Conference on Cognitive Informatics & Cognitive Computing (ICCI\*CC), Beijing, 2015, pp. 136-140.

L. Zhang, L. Li, and T. Li, "Patent mining: a survey," SIGKDD Explorations, vol. 16, no. 2, pp. 1–19, 2015.

Qi, J., Lei, L., Kan, Z., & Xianbin, W. (2020). Patent Analytic Citation-Based VSM: Challenges and Applications. *IEEE Access*, doi: 10.1109/ACCESS.2020.2967817, 17464-17476.

Ryan Kiros, Yukun Zhu, Ruslan R Salakhutdinov, Richard Zemel, Raquel Urtasun, Antonio Torralba, and Sanja Fidler. 2015. Skip-thought vectors. In Advances in neural information processing systems (NeurIPS).

Reimers Nils and Gurevych Iryna. 2019. Sentence-BERT: Sentence embeddings using Siamese BERT-networks In Proceedings of the 2019 Conference on Empirical Methods in Natural Language Processing and the 9th International Joint Conference on Natural Language Processing (EMNLP-IJCNLP), pages 3982–3992, Hong Kong, China: Association for Computational Linguistics. [Google Scholar]

Srebrovic, R. & Yonamine, J. (2020), 'Leveraging the bert algorithm for patents with tensorflow and bigquery'.

Schapire. (2000). Boostexter: a boosting-based system for text categorization. *Machine Learning*, 39(2/3):135–168.

Srebrovic, R. & Yonamine, J. (2020), 'Leveraging the bert algorithm for patents with tensorflow and bigquery'.

Piotr Bojanowski, Edouard Grave, Armand Joulin, Tomas Mikolov; Enriching Word Vectors with Subword Information. *Transactions of the Association for Computational Linguistics* 2017; 5 135–146. doi: [https://doi.org/10.1162/tacl\\_a\\_00051](https://doi.org/10.1162/tacl_a_00051)

Peters, M. E., Neumann, M., Iyyer, M., Gardner, M., Clark, C., Lee, K., and Zettlemoyer, L. (2018). Deep contextualized word representations. In *Proc. of NAACL*.

Prajit Ramachandran, Peter Liu, and Quoc Le. 2017. Unsupervised Pretraining for Sequence to Sequence Learning. In *Proceedings of the 2017 Conference on Empirical Methods in Natural Language Processing*, pages 383–391, Copenhagen, Denmark. Association for Computational Linguistics.

Mikolov T et al. (2013) Efficient estimation of word representations in vector space. *ICLR (Workshop Poster)*, Arizona, USA.

Matthew E. Peters, Mark Neumann, Mohit Iyyer, Matt Gardner, Christopher Clark, Kenton Lee, and Luke Zettlemoyer. 2018. Deep Contextualized Word Representations. In *Proceedings of the 2018 Conference of the North American Chapter of the Association for Computational Linguistics: Human Language Technologies, Volume 1 (Long Papers)*, pages 2227–2237, New Orleans, Louisiana. Association for Computational Linguistics.



Younge, Kenneth A. and Kuhn, Jeffrey M., (2016). Patent-to-Patent Similarity: A Vector Space Model. Available at SSRN: <https://ssrn.com/abstract=2709238> or <http://dx.doi.org/10.2139/ssrn.2709238>

Zhang, M.-L., & Zhou, Z.-H. (2005). A k-nearest neighbor based algorithm for multi-label classification. *IEEE, International Conference on Granular Computing*, 2005, pp. 718-721 Vol. 2, doi: 10.1109/GRC.2005.1547385.

Tseng, Y.-H., Lin, C.-J., and Lin, Y.-I. (2007). Text mining techniques for patent analysis. *Information processing & management*, 43(5):1216–1247.

Selva Birunda S., Kanniga Devi R. (2021) A Review on Word Embedding Techniques for Text Classification. In: Raj J.S., Iliyasu A.M., Bestak R., Baig Z.A. (eds) *Innovative Data Communication Technologies and Application. Lecture Notes on Data Engineering and*

Wang, Z., Wang, S., Wan, B., Song, W. (2020). A novel multi-label classification algorithm based on K-nearest neighbor and random walk. *Int. J. Distrib. Sens. Netw.* 16, 1550147720911892.

Younge, Kenneth A. and Kuhn, Jeffrey M., (2016). Patent-to-Patent Similarity: A Vector Space Model. Available at SSRN: <https://ssrn.com/abstract=2709238> or <http://dx.doi.org/10.2139/ssrn.2709238>

Y.-H. Tseng, C.-J. Lin, and Y.-I. Lin, “Text mining techniques for patent analysis,” *Information processing & management*, vol. 43, no. 5, pp. 1216–1247, 2007.

Younge, Kenneth A. and Kuhn, Jeffrey M., (2016). Patent-to-Patent Similarity: A Vector Space Model. Available at SSRN: <https://ssrn.com/abstract=2709238> or <http://dx.doi.org/10.2139/ssrn.2709238>.

Yang, C., Zhu, D., Wang, X., Zhang, Y., Zhang, G., & Lu, J. (2017). Requirement-oriented core technological components' identification based on SAO analysis. *Scientometrics, Springer; Akadémiai Kiadó*, vol. 112(3), pages 1229-1248, September.

Yinhan Liu, Myle Ott, Naman Goyal, Jingfei Du, Man- dar Joshi, Danqi Chen, Omer Levy, Mike Lewis, Luke Zettlemoyer, and Veselin Stoyanov. 2019. Roberta: A robustly optimized bert pretraining ap- proach. arXiv preprint arXiv:1907.11692.