

---

# Mean Estimation in High-Dimensional Binary Markov Gaussian Mixture Models

---

**Yihan Zhang**

Institute of Science and Technology, Austria  
zephyr.z798@gmail.com

**Nir Weinberger**

Technion - Israel Institute of Technology  
nirwein@technion.ac.il

## Abstract

We consider a high-dimensional mean estimation problem over a binary hidden Markov model, which illuminates the interplay between memory in data, sample size, dimension, and signal strength in statistical inference. In this model, an estimator observes  $n$  samples of a  $d$ -dimensional parameter vector  $\theta_* \in \mathbb{R}^d$ , multiplied by a random sign  $S_i$  ( $1 \leq i \leq n$ ), and corrupted by isotropic standard Gaussian noise. The sequence of signs  $\{S_i\}_{i \in [n]} \in \{-1, 1\}^n$  is drawn from a stationary homogeneous Markov chain with flip probability  $\delta \in [0, 1/2]$ . As  $\delta$  varies, this model smoothly interpolates two well-studied models: the Gaussian Location Model for which  $\delta = 0$  and the Gaussian Mixture Model for which  $\delta = 1/2$ . Assuming that the estimator knows  $\delta$ , we establish a nearly minimax optimal (up to logarithmic factors) estimation error rate, as a function of  $\|\theta_*\|$ ,  $\delta$ ,  $d$ ,  $n$ . We then provide an upper bound to the case of estimating  $\delta$ , assuming a (possibly inaccurate) knowledge of  $\theta_*$ . The bound is proved to be tight when  $\theta_*$  is an accurately known constant. These results are then combined to an algorithm which estimates  $\theta_*$  with  $\delta$  unknown a priori, and theoretical guarantees on its error are stated.

## 1 Introduction

Memory between data samples is ubiquitous in practical applications, as data collected from networks or sampled time series inevitably inherit spatial or temporal statistical dependencies. Numerous examples arise in imaging, meteorology, health care, finance, social science, and so on [Glaeser et al., 1996, Bertrand et al., 2000, Sacerdote, 2001, Dufflo and Saez, 2003, Christakis and Fowler, 2013]. In principle, prior knowledge of the existence of such memory can be used to improve the performance of statistical estimators compared to the performance obtained in memoryless models. Development and analysis of statistical inference algorithms for models with memory has been extensively explored from the algorithmic perspective, and computationally efficient algorithms such as Baum-Welch and message-passing were developed [Ephraim and Merhav, 2002, van Handel, 2008, MacKay, 2003, Wainwright and Jordan, 2008]. It was also extensively studied from the theoretical perspective in the classical, fixed-dimensional and asymptotic regime, e.g., Györfi et al. [2002, Chapter 27 and references therein]. However, much less is understood about the high dimensional, non-asymptotic regime, which is of paramount importance in modern applications, and the focus of current extensive research [Vershynin, 2018, Wainwright, 2019]. As we exemplify in this paper, the error in such estimation problems depends in an intricate way on the interplay between the number of samples, the dimension of the vector parameters to be estimated, the noise level (signal-to-noise ratio), and the level of memory between the samples.

An ever popular and fundamental model is the Gaussian mixture model, in which memory exists between samples whenever the latent variables determining the component of each sample are dependent. Numerous recent papers, e.g., Balakrishnan et al. [2017], Xu et al. [2016], Klusowski and Brinda [2016], Jin et al. [2016], Dwivedi et al. [2020b], Dwivedi et al. [2018], Dwivedi et al.

[2020a], Zhao et al. [2018], Yan et al. [2017], Weinberger and Bresler [2022] have focused on high-dimensional *memoryless* models, and analyzed computationally efficient estimation algorithms, most notably the expectation maximization (EM) algorithm. Specifically, the seminal Balakrishnan et al. [2017] has provided theoretical guarantees for EM in memoryless models, though without proving minimax optimality, which was subsequently established in Wu and Zhou [2019]. As a notable exception, Yang et al. [2015] has generalized the analysis of Balakrishnan et al. [2017] to a *hidden Markov model* (HMM) that has memory, yet again, without determining how the minimax error rate depends on the number of samples, dimension, noise level, and the amount of memory. In this paper, we address the question of precise characterization of the minimax error rate in terms of these parameters, in the context of a high-dimensional Gaussian HMM. We next turn to formally define this model and the estimation problem, describe known results, and then present our contributions. Our obtained results illuminate the opportunities and challenges associated with optimal inference in high dimensional models with memory.

## 1.1 Problem formulation

Let  $S_0^n := (S_0, S_1, \dots, S_n)$  be the following homogeneous binary symmetric Markov chain,  $S_i \in \{-1, 1\}$ ,  $\mathbb{P}[S_0 = 1] = 1/2$  and

$$S_i = \begin{cases} S_{i-1}, & \text{w.p. } 1 - \delta \\ -S_{i-1}, & \text{w.p. } \delta \end{cases} \quad (1)$$

for  $i \in [n] := \{1, \dots, n\}$ , and where  $\delta \in [0, 1]$  is the flip probability of the binary Markov chain. We also denote  $\rho := 1 - 2\delta \in [-1, 1]$  which is the correlation between adjacent samples  $\rho = \mathbb{E}[S_i S_{i+1}]$ . At each time point  $i \in [n]$ , a sample of a  $d$ -dimensional Gaussian mixture model is observed

$$X_i = S_i \theta_* + Z_i, \quad (2)$$

where  $Z_i \sim N(0, I_d)$  is an i.i.d. sequence, independent of  $S_0^n$ , and where  $\theta_* \in \mathbb{R}^d$ ,  $d \geq 1$ . At its two extremes, this model degenerates to one of two fundamental models, which are well studied. When  $\delta = 0$ , the memory length is infinite, and the sign  $S_0 = S_1 \dots = \dots = S_n$  is fixed. Thus, up to this sign ambiguity, the model (2) is the standard *Gaussian location model* (GLM), which is essentially a memoryless model (and exactly so if  $S_0$  is known). When  $\delta = \frac{1}{2}$ , the signs  $S_0^n$  are i.i.d. and have no memory at all. The model (2) is then a *Gaussian mixture model* (GMM) with two symmetric components, which is also a memoryless model. In all other cases,  $0 < \delta < \frac{1}{2}$  (or  $\frac{1}{2} < \delta < 1$ ), the model is a simple version of a HMM.

The inference problem we consider in this paper is the estimation of  $\theta_* \in \mathbb{R}^d$ , under the loss function

$$\text{loss}(\hat{\theta}, \theta_*) := \min\{\|\hat{\theta} - \theta_*\|, \|\hat{\theta} + \theta_*\|\}, \quad (3)$$

that is, the Euclidean distance error under a possible sign ambiguity.<sup>1</sup> An intermediate goal (or an additional problem) is to estimate  $\delta$ , under the regular absolute error loss function  $|\hat{\delta} - \delta|$ . The fundamental limits of this estimation problem will be gauged by the *local* minimax rate, which is the maximal decrease rate of the loss possible for any estimator, given  $n$  samples, at dimension  $d \geq 2$ , for signal strength  $\|\theta_*\| = t$ , and under flip probability  $\delta$ . Specifically, for  $d \geq 2$  it is defined as

$$M(n, d, \delta, t) := \inf_{\hat{\theta}(X_1^n)} \sup_{\|\theta_*\|=t} \mathbb{E} \left[ \text{loss}(\theta_*, \hat{\theta}(X_1^n)) \right]. \quad (4)$$

For general  $d \geq 1$ , the *global* minimax rate is defined with the condition  $\|\theta_*\| = t$  replaced by  $\|\theta_*\| \leq t$  (this condition trivializes the estimator for  $d = 1$ ).

## 1.2 Known minimax estimation errors rates for GLM and GMM

Before delving into models with memory ( $0 < \delta < 1/2$ ), we review known results on the minimax rates in memoryless high dimensional Gaussian models – the GLM ( $\delta = 0$ ) and the GMM ( $\delta = 1/2$ ). We refer the reader to note that the minimax error rate in these models may undergo two possible phase transitions – one as  $t$  increases, and the other one as  $d$  increases. We also remark that the regime of interest is that of low-separation ( $t \lesssim 1$ ), in which accurately detecting the components is impossible, yet parameter estimation with vanishing loss is possible.

<sup>1</sup>Similar bounds can be derived for the squared loss by trivial extensions.

At the first extreme, the local minimax rate for the GLM ( $\delta = 0$ ) is the usual parametric error rate

$$M_{\text{GLM}}(n, d, t) := M(n, d, 0, t) \asymp \begin{cases} t, & t \leq \sqrt{\frac{d}{n}} \\ \sqrt{\frac{d}{n}}, & t \geq \sqrt{\frac{d}{n}} \end{cases}. \quad (5)$$

This is achieved by the trivial estimator  $\hat{\theta} = 0$  if  $t \leq \sqrt{\frac{d}{n}}$  and the simple empirical average estimator  $\hat{\theta} = \frac{1}{n} \sum_{i=1}^n X_i$  if  $t \geq \sqrt{\frac{d}{n}}$  (see [Wu, 2017, Sec. III-9]). The rate  $\Theta(\sqrt{\frac{d}{n}})$  is then the *global* minimax rate, i.e., the largest error over  $t = \|\theta_*\| > 0$ . This model does not have a phase transition with dimension. At the other extreme, the GMM model ( $\delta = \frac{1}{2}$ ) undergoes a phase transition at the dimension  $d = n$ . At low dimension,  $d \leq n$ , the minimax rate was neatly shown in [Wu and Zhou, 2019, Appendix B] to be

$$M_{\text{GMM}}(n, d, t) \equiv M\left(n, d, \frac{1}{2}, t\right) \asymp \begin{cases} t, & t \leq \left(\frac{d}{n}\right)^{1/4} \\ \frac{1}{t} \sqrt{\frac{d}{n}}, & \left(\frac{d}{n}\right)^{1/4} \leq t \leq 1, \\ \sqrt{\frac{d}{n}}, & t > 1 \end{cases}, \quad (6)$$

whereas at high dimension  $d \geq n$ , it is as for the Gaussian location model in (5), i.e.,  $M_{\text{GMM}}(n, d, t) = M_{\text{GLM}}(n, d, t)$ . Hence, at this high dimensional regime, the loss does not vanishes by increasing the signal strength  $t$ , or by increasing the number of samples  $n$ . The loss in (6) is achieved by the trivial estimator  $\hat{\theta} = 0$  if  $t \leq \left(\frac{d}{n}\right)^{1/4}$  and by an estimator given by a properly scaled and shifted principal component of the empirical covariance matrix of  $X_1^n := (X_1, X_2, \dots, X_n)$ , if  $t \geq \left(\frac{d}{n}\right)^{1/4}$ . For the GMM at low dimension,  $d \leq n$ , the global minimax rate is  $\left(\frac{d}{n}\right)^{1/4}$ , which is worse than the minimax rate of the Gaussian location model  $\sqrt{\frac{d}{n}}$ .

Therefore, the GMM has worse estimation performance compared to the GLM from three aspects: First, at low dimension,  $d \leq n$ , it has a larger global minimax rate  $\left(\frac{d}{n}\right)^{1/4}$  compared to the parametric error rate of the GLM,  $\sqrt{\frac{d}{n}}$ ; Second, at low dimension,  $d \leq n$ , parametric error rate is achieved only for constant separation  $t \geq 1$ ; Third, the transition to the high dimension regime occurs at  $d = n$ .

As is intuitively appealing from a ‘‘data-processing’’ reasoning, a Markov model with flip probability  $\delta'$  should allow for lower estimation error of  $\theta_*$  compared to a Markov model with  $\delta > \delta'$ . Indeed, and as a specific simple example, any Markov model with  $\delta < \frac{1}{2}$  can be easily transformed to a GMM model by randomizing the signs of each of the samples by an independent Rademacher variable. Thus we may deduce, e.g., that since at high dimension ( $d \geq n$ ) the GLM and the GMM have the same minimax rates, the minimax rates for  $d \geq n$  are in fact as in (5) for *any*  $\delta \in [0, 1]$ . We thus henceforth exclusively focus on the regime  $d \leq n$ . As we show, it is generally true that the improvement in estimation error when  $\delta$  is reduced is less profound as the dimension increases.

### 1.3 Contributions

We first consider the case in which  $\delta$  is known to the estimator of  $\theta_*$ . For this case, we analyze the loss of an estimator that is based on a computation of the principal component of a properly chosen empirical covariance matrix. We show (Theorem 1) that, at low dimension,  $d \leq \delta n$ , it achieves a local minimax rate of

$$M(n, d, \delta, t) \lesssim \begin{cases} t, & t \leq \left(\frac{\delta d}{n}\right)^{1/4} \\ \frac{1}{t} \sqrt{\frac{\delta d}{n}}, & \left(\frac{\delta d}{n}\right)^{1/4} \leq t \leq \sqrt{\delta}, \\ \sqrt{\frac{d}{n}}, & t \geq \sqrt{\delta} \end{cases}, \quad (7)$$

and at high dimension,  $d \geq \delta n$ , it is as for the Gaussian location model in (5). The rate of this estimator is then further shown to be asymptotically optimal (up to a logarithmic factor) via a minimax lower bound (Theorem 2). Evidently, the loss in (7) smoothly interpolates the rates of the GLM in (5) and the GMM in (6). Moreover, it is evident that the loss is improved with the decrease of  $\delta$  from all three aspects previously mentioned. First, at low dimension,  $d \leq \delta n$ , the global minimax rate is

$(\frac{\delta d}{n})^{1/4}$  (obtained by equating the first and second cases in (7)). Hence, reducing the flip probability from  $\delta = \Theta(1)$  to  $\delta = \frac{d}{n}$  smoothly reduces the global minimax rate from the parametric error rate  $\Theta(\sqrt{\frac{d}{n}})$  of the GLM to the  $\Theta((\frac{d}{n})^{1/4})$  of the GMM. Second, at low dimension,  $d \leq \delta n$ , the minimal signal strength required to obtain parametric error rate is  $t = \Theta(\sqrt{\delta})$  (obtained from the third case in (7)). This, again, improves by decreasing  $\delta$ , and matches the extremes  $t = \Theta(\sqrt{\frac{d}{n}})$  of GLM and  $t = \Theta(1)$  of GMM. Third, the transition to the high dimension regime occurs at  $d = \delta n$ , which is again better with lower  $\delta$ , and matches the transition point of the GMM given by  $d = n$ . This lower transition point allows us to achieve the error rate of the GLM for any signal strength, even in a regime in which the loss  $O(\sqrt{\frac{d}{n}})$  vanishes with  $n \rightarrow \infty$  (unlike for GMM,  $\delta = \frac{1}{2}$ ); specifically, this occurs whenever  $d \geq \delta n$  yet  $d = o(n)$ . Beyond the formal proof, Appendix A provides a heuristic justification for why the minimax error is naturally expected to scale as in (7).

Second, as a step towards the removal of the assumption that  $\delta$  is known to the estimator, we consider the complementary problem of estimating  $\delta$  whenever an estimate  $\theta_{\sharp}$  of  $\theta_*$  is available (which can be either exact  $\theta_{\sharp} = \theta_*$ , or inaccurate  $\theta_{\sharp} \neq \theta_*$ ). We propose a simple estimator for  $\delta$ , and analyze its error in case of a mismatch (Theorem 4). We then specify this result to the matched case  $\theta_{\sharp} = \theta_*$  and show that in the non-trivial regime ( $\|\theta_*\| \lesssim 1$ ) its error rate is  $\tilde{O}(\frac{1}{\|\theta_*\|^2} \sqrt{\frac{1}{n}})$ . We then proceed to show an impossibility lower bound of  $\Omega(\sqrt{\frac{1}{n}})$  (Proposition 6) for this error rate. The precise dependence of the estimation error rate of  $\delta$  on  $\|\theta_*\|$  is therefore not precisely determined, and we discuss the challenges in settling this matter.

Third, we consider the case in which the estimator of  $\theta_*$  has no prior knowledge of  $\delta$ . We propose a three-step algorithm for this case (Algorithm 1). First, a (possibly) gross estimate  $\hat{\theta}^{(A)}$  of  $\theta_*$  is computed based on third of the samples, assuming the worst case of  $\delta = \frac{1}{2}$ . Then, an estimate  $\hat{\delta}^{(B)}$  of  $\delta$  is computed using another third of the samples, assuming the estimate  $\hat{\theta}^{(A)}$ . Finally, a refined estimate  $\hat{\theta}^{(C)}$  of  $\theta_*$  is obtained by (essentially) assuming that  $\delta$  is  $\hat{\delta}^{(B)}$ . At each of the steps above, the algorithm may stop and decide to return its current estimate when it determines that no further improvement is possible by moving on to the next steps. We analyze the loss of this algorithm (Theorem 7), and show that this algorithm is capable of partially achieving the gains associated with the case of known  $\delta$ .

Our technique of partitioning the samples to blocks according to the dependence structure of the Markov chain renders the possibility of understanding the minimax rate of more general models, such as mixtures with multiple components [Doss et al., 2020] and memory, Ising models [Daskalakis et al., 2019], Boltzmann machines [Bresler et al., 2019], Markov random fields, etc. Our findings in the mean estimation setting also stand in contrast to the *data wastage* phenomenon observed in the linear regression setting in the prior work Bresler et al. [2020].

#### 1.4 Additional related work

Both the GLM [Johnstone, 2002, Tsybakov, 2008] and GMM [Lindsay, 1995, McLachlan et al., 2019] are classic models which were well-explored from numerous perspectives. In the last few years, there is a surge of interest in the non-asymptotic performance analysis of computationally efficient estimation algorithms for this estimation task. For example, Moitra and Valiant [2010], Kalai et al. [2010], Anandkumar et al. [2014], Hardt and Price [2015], Wu and Yang [2020] have analyzed method-of-moments-based algorithms, and various other papers considered the EM algorithm [Balakrishnan et al., 2017, Xu et al., 2016, Jin et al., 2016, Klusowski and Brinda, 2016, Weinberger and Bresler, 2022, Dwivedi et al., 2020b,a, 2018, Zhao et al., 2018, Yan et al., 2017]. Specifically, the local minimax rate for GMM in (6) was determined in [Wu and Zhou, 2019] as a benchmark for the operation of the EM algorithm.

The model (2) is a simple instance of a HMM [Ephraim and Merhav, 2002, van Handel, 2008] in high dimensions. Parameter estimation in such models is practically performed via the Baum-Welch algorithm [Baum et al., 1970], which is a computationally efficient version of EM for HMMs. To the best of our knowledge, there were hardly any attempts to characterize the minimax rates in such models, with the exception of [Aiyilam, 2018] and [Yang et al., 2015], previously mentioned. In

[Aiyilam, 2018], a local version of the Baum-Welch algorithm was proposed, and vanishing error of the convergence of the estimate to the true parameter was established for both a population version as well as a finite-sample version. In [Yang et al., 2015], general bounds on the performance of Baum-Welch algorithm were specified to the Gaussian model with Markov signs (2) considered here. It was shown that the Baum-Welch algorithm achieves a parametric error rate, and converges in a finite number of iterations [Yang et al., 2015, Corollary 2]. However, the qualifying condition for the estimation error bound of [Yang et al., 2015] is that  $t = \|\theta_*\| \gtrsim \log \frac{1}{1-(1-2\delta)^2}$ , that is, a non-trivial separation when  $\delta$  is constant, which further blows up as  $\delta \downarrow 0$ . By contrast, in this paper, our goal is to characterize the estimation error in the regime of  $\delta$  and  $t = \|\theta_*\|$  in which the minimax rate is affected by these parameters, and this requires analyzing vanishing  $\delta$  and  $t$ .

More broadly, there is a growing interest in advancing the quantitative understanding of the performance of statistical learning and inference with dependent data. Bresler et al. [2020] studied linear regression with Markovian covariates and characterized the minimax error rate in terms of the mixing time of the Markov chain. A stochastic gradient descent-style algorithm adapted to the Markov setting was shown to be minimax optimal. Statistical estimation problems including linear and logistic regression with more general network dependencies among response variables were studied by Daskalakis et al. [2019] and Kandiros et al. [2021]. Learnability and generalization bounds were derived by Dagan et al. [2019] for dependent data satisfying the so-called Dobrushin’s condition.

### 1.5 Notation conventions

For a vector  $v \in \mathbb{R}^d$ ,  $\|v\|$  is the Euclidean norm. For a positive definite matrix  $A$ ,  $\lambda_{\max}(A)$  and  $v_{\max}(A)$  are the maximal eigenvalue and the associated eigenvector (of unit norm) of  $A$ . Unless otherwise stated, the constants involved in Bachmann-Landau notation are numerical, and do not depend on the parameters  $(n, d, \delta, t)$ . It holds that  $a \gtrsim b$  (resp.  $a \lesssim b$ ) if there exists a constant  $c > 0$  (resp.  $C > 0$ ) such that  $a \geq cb$  (resp.  $a \leq Cb$ ). If  $a \lesssim b$  and  $a \gtrsim b$ , then  $a \asymp b$ . Integer constraints (ceiling and floor) on large quantities that do not affect the results are omitted for brevity. For a real numbers  $a, b$  the shorthand notation  $a \vee b := \max\{a, b\}$ ,  $a \wedge b := \min\{a, b\}$  and  $(a)_+ := a \vee 0$  is used. A sequence of objects  $X_1, \dots, X_n$  is denoted by  $X_1^n$ . Expectation, variance and probability are denoted by  $\mathbb{E}, \mathbb{V}$  and  $\mathbb{P}$ , respectively. Equality in distribution of random variables  $X$  and  $Y$  is denoted by  $X \stackrel{d}{=} Y$ . All logarithms  $\log$  are to the base  $e$ .

## 2 Mean estimation for a known flip probability

In this section, we consider the problem of estimating  $\theta_*$  whenever  $\delta$  is exactly known to the estimator. In that case, it may be assumed w.l.o.g. that  $\delta \in [0, \frac{1}{2}]$ , as otherwise one may negate each of the even samples to obtain an equivalent model with  $\delta$  replaced with  $1 - \delta$ . Hence also  $\rho \in [0, 1]$ . We next describe an estimator for this task, state a bound on its performance, and then show that it matches (up to a logarithmic factor) an impossibility lower bound.

The estimator operationally interpolates and therefore simultaneously generalizes the empirical average estimator (30) and the (properly scaled) principal component estimator (32) analyzed in [Wu and Zhou, 2019, Appendix B]. It degenerates to the latter estimators if  $\delta \downarrow 0$  or  $\delta \uparrow \frac{1}{2}$ . Specifically, the estimator partitions the sample into blocks of equal length  $k$  each (which will later be set to  $k = \frac{1}{8\delta}$ , according to the mixing time of the Markov chain  $S_0^n$ ). Let  $\ell$  denote the number of blocks respectively, so that  $k\ell = n$ . Let  $\mathcal{I}_i = \{(i-1)k+1, (i-1)k+2, \dots, ik\}$  denote the indices of the  $i$ th block. Further, let  $\{R_i\}_{i \in [\ell]}$  be an i.i.d. Rademacher sequence ( $R_i \sim \text{Uniform}\{-1, 1\}$ ), and let

$$\bar{X}_i := R_i \cdot \frac{1}{k} \sum_{j \in \mathcal{I}_i} X_j = \bar{S}_i \theta_* + \bar{Z}_i \quad (8)$$

denote the average of the samples in the  $i$ th block (randomized with a sign  $R_i$ ), where

$$\bar{S}_i := R_i \cdot \frac{1}{k} \sum_{j \in \mathcal{I}_i} S_j \quad (9)$$

is the *gain* (average of the signs) of the  $i$ th block, and

$$\bar{Z}_i := R_i \cdot \frac{1}{k} \sum_{j \in \mathcal{I}_i} Z_j \sim N\left(0, \frac{1}{k} \cdot I_d\right) \quad (10)$$

is the average noise of the  $i$ th block. Due to the sign randomization, it holds that  $\{\bar{S}_i\}_{i \in [\ell]}$  is an i.i.d. sequence. Since  $\{\bar{Z}_i\}_{i \in [\ell]}$  is also an i.i.d. sequence, then so is  $\{\bar{X}_i\}_{i \in [\ell]}$ . For notational simplicity we will omit the block index  $i$  of a generic block. For block length  $k$ , we denote by

$$\xi_k := \mathbb{E}[\bar{S}^2] = \mathbb{E} \left[ \left( \frac{1}{k} \sum_{j=1}^k S_j \right)^2 \right] \quad (11)$$

the second moment of the gain  $\bar{S}$ . Note that  $\xi_k \in [\frac{1}{k}, 1]$  for any  $\delta \in [0, \frac{1}{2}]$ , and, in particular, it is always positive. For a sequence of samples  $X_1^n = (X_1, \dots, X_n)$ , we define by  $\hat{\Sigma}_{n,k}(X_1^n)$  the empirical covariance matrix of the averaged samples over blocks  $\{\bar{X}_i\}_{i \in [\ell]}$ , that is

$$\hat{\Sigma}_{n,k}(X_1^n) := \frac{1}{\ell} \sum_{i=1}^{\ell} \bar{X}_i \bar{X}_i^\top, \quad (12)$$

whose population average is  $\Sigma_{n,k}(\theta_*)$ , where

$$\Sigma_{n,k}(\theta_*) := \mathbb{E}[\bar{X} \bar{X}^\top] = \xi_k \theta_* \theta_*^\top + \frac{1}{k} I_d. \quad (13)$$

We note that  $\theta$  is the principal component of  $\Sigma_{n,k}(\theta)$ , that is,  $\lambda_{\max}(\Sigma_{n,k}(\theta)) = \xi_k \|\theta\|^2 + \frac{1}{k}$  and the corresponding eigenvector is  $v_{\max}(\Sigma_{n,k}(\theta)) = \theta$ . We thus consider the following estimator for  $\theta_*$ , from a sequence  $X_1^n$ , and with a block length of  $k$

$$\hat{\theta}_{\text{cov}}(X_1^n; k) := \sqrt{\frac{1}{\xi_k} \left( \lambda_{\max}(\hat{\Sigma}_{n,k}(X_1^n)) - \frac{1}{k} \right)_+} \cdot v_{\max}(\hat{\Sigma}_{n,k}(X_1^n)). \quad (14)$$

The estimator is thus constructed from two types of averages: First, a coherent average of the samples at each block, to obtain  $\ell$  block-samples  $\bar{X}_i$  with gain  $\bar{S}_i$  and noise variance reduced by a factor of  $k$ . Second, an incoherent average of the “square” of the  $\ell$  block-samples  $\bar{X}_i \bar{X}_i^\top$ , which resolves the remaining sign ambiguity between blocks. This balance two extreme cases: If  $\delta = 0$ , then this reduces the problem to the GLM (with a sign ambiguity) and  $k = n$  is an optimal choice. If  $\delta = \frac{1}{2}$ , then this reduces the problem to the GMM, in which coherent averaging is non-beneficial and  $k = 1$  is rate optimal. Generally, the optimal choice of the block length  $k$  is proportional to the mixing time of the Markov chain  $\Theta(\frac{1}{\delta})$ . This choice assures that the random gain  $\bar{S}$  is  $\pm 1$  with a (constant) high probability. In fact, an elementary, yet crucial, part of the analysis establishes that the random gain  $\bar{S}$  has constant variance for this choice of block length (see Lemma 9 in Appendix B.1). On the other hand, if  $k = \Omega(\frac{1}{\delta})$ , then the random gain  $\bar{S}$  will not be  $\pm 1$  (or not even bounded away from zero) with high probability, and such choice is never efficient. Specifically, we consider the estimator in (14) with  $k = \frac{1}{8\delta}$ . The above estimation procedure is depicted in Figure 2 in Appendix B.1.

Let us denote

$$\beta(n, d, \delta) := \sqrt{\frac{d}{n}} \vee \left( \frac{\delta d}{n} \right)^{1/4}, \quad (15)$$

which will actually be the global minimax rate.

**Theorem 1.** *Assume that  $\delta \geq \frac{1}{n}$  and  $d \leq n$ , and set  $\hat{\theta} \equiv \hat{\theta}_{\text{cov}}(X_1^n; k)$  with  $k = \frac{1}{8\delta}$ . Then, there exist numerical constants  $c_0, c_1, c_2 > 0$  such that for every  $\theta_* \in \mathbb{R}^d$*

$$\mathbb{E} \left[ \text{loss}(\hat{\theta}, \theta_*) \right] \leq c_0 \cdot \begin{cases} \beta(n, d, \delta), & \|\theta_*\| \leq \beta(n, d, \delta) \\ \sqrt{\frac{d}{n} + \frac{1}{\|\theta_*\|} \sqrt{\frac{\delta d}{n}}} + \frac{1}{\|\theta_*\|} \cdot \frac{d}{n}, & \beta(n, d, \delta) \leq \|\theta_*\| \end{cases} \quad (16)$$

and

$$\text{loss}(\hat{\theta}, \theta_*) \leq c_1 \cdot \log(n) \cdot \mathbb{E} \left[ \text{loss}(\hat{\theta}, \theta_*) \right] \quad (17)$$

with probability larger than  $1 - \frac{c_2}{n}$ .

Theorem 1 is proved in Appendix B.1. Evidently, Theorem 1 implies that the upper bound on the minimax rate stated in (7) above holds in low dimension,  $d \leq \delta n$ , whereas  $M(n, d, \delta, t) \asymp M_{\text{GLM}}(n, d, t)$  holds in high dimension  $d \geq \delta n$ .<sup>2</sup> We remark that the condition  $\delta \geq \frac{1}{n}$  is mild as otherwise the model (2) is essentially equivalent to GLM. See Remark 8 in Appendix B.1. Numerical validation of the performance of the estimator  $\hat{\theta}_{\text{cov}}(X_1^n; k)$  is shown in Appendix F.

We next consider an impossibility result. As we have seen, at high dimension,  $d \geq \delta n$ , the minimax error rates achieved are the same as for the Gaussian location model, and thus clearly cannot be improved. We thus next focus on the low dimensional regime  $d \leq \delta n$ .

**Theorem 2.** *Assume that  $2 \leq d \leq \delta n$  and  $n \geq \frac{128}{d}$ . Then the local minimax rate is bounded as*

$$M(n, d, \delta, t) \gtrsim \frac{1}{\sqrt{\log(n)}} \cdot \begin{cases} t, & t \leq \left(\frac{\delta d}{n}\right)^{1/4} \\ \frac{1}{t} \sqrt{\frac{\delta d}{n}}, & \left(\frac{\delta d}{n}\right)^{1/4} \leq t \leq \sqrt{\delta} \\ \sqrt{\frac{d}{n}}, & t \geq \sqrt{\delta} \end{cases}. \quad (18)$$

Hence, the minimax rates achieved by the estimator in Theorem 1 are nearly asymptotically optimal, up to a  $\sqrt{\log(n)}$  factor. The full proof of Theorem 2 together with a summary of the main ideas used in the proof is presented in Appendix B.2.

*Remark 3* (Relaxation of the noise distribution assumption). For the sake of clarity of exposition, we have assumed in Theorems 1 and 2 that the noise samples  $\{Z_i\}_{i=1}^n$  are i.i.d. isotropic Gaussians. There are two straightforward relaxations of this assumption. First, our minimax upper bound (Theorem 1) can be proved to any subGaussian noise distribution, simply because all the concentration bounds for Gaussian random variables used in the proof admit subGaussian analogues. The impossibility result (converse, Theorem 2) trivially holds for subGaussian noise since Gaussians are special case of subGaussians. Second, the isotropic assumption can be relaxed to anisotropic noise with known covariance  $\Sigma$  by simple standardization: If  $Z_i \sim N(0_d, \Sigma)$  are i.i.d. for some *known*  $\Sigma \succ 0$ , then the estimator will multiply the samples by  $\Sigma^{-1/2}$  and reduce the problem back to the isotropic setting. After applying the estimator we propose for the isotropic case, the estimator will obtain its final estimate by multiplying its isotropic estimate by  $\Sigma^{1/2}$ . The loss of the estimator will then be gauged by the Mahalanobis distance, parameterized by  $\Sigma$ . We refer the reader to Appendix G for a discussion on more challenging directions in which the isotropic Gaussian assumption can be relaxed.

### 3 Flip probability estimation for a given estimator of $\theta_*$

In this section, we consider the problem of estimating  $\delta$  whenever  $\theta_*$  is approximately known to be  $\theta_{\sharp}$ . We propose a simple estimator, and then discuss the importance of the accuracy of  $\theta_{\sharp}$ . We then derive an impossibility result for the matched case,  $\theta_{\sharp} = \theta_*$ .

First note that an estimator for  $\delta$  can be easily obtained from an estimator for  $\rho$ , with essentially the same error rate, via  $\hat{\delta} = \frac{1}{2}(1 - \hat{\rho})$ . Thus we focus on estimating  $\rho$ . Assume for simplicity that  $n$  is even. Observing that  $\mathbb{E}[X_{2i}^\top X_{2i+1}] = \rho \|\theta_*\|^2$ , we propose the following natural estimator for  $\rho$ , which replaces the population average with empirical average:

$$\hat{\rho}_{\text{corr}}(X_1^n; \theta_{\sharp}) = \frac{1}{\|\theta_{\sharp}\|^2} \cdot \frac{2}{n} \sum_{i=1}^{n/2} X_{2i}^\top X_{2i-1}. \quad (19)$$

That is, the estimator is based on evaluating the correlation of each of two adjacent samples  $X_{2i}$  and  $X_{2i-1}$ . We first state a general bound on the estimation error of this estimator. We then consider the case in which  $\theta_*$  is known, and show how the estimation error is improved in this case.

<sup>2</sup>When  $\|\theta_*\| \leq \beta(n, d, \delta)$ , the estimator  $\hat{\theta}_{\text{cov}}(X_1^n; k)$  in Theorem 1 only achieves a rate  $\beta(n, d, \delta)$  which is larger than the promised rate  $\|\theta_*\|$  in (7). However, since the estimator is assumed to know  $t$  (but not the direction of  $\theta_*$ ; a common formulation in high-dimensional statistics), then it can output the zero vector. It then incurs loss  $\|\theta\|_*$  for any  $\theta_* \in \mathbb{R}^d$ , matching the promised rate when  $\|\theta_*\| \leq \beta(n, d, \delta)$ . To summarize, for any value of  $t$ , the minimax rate is achieved by the minimum rate of  $\hat{\theta}_{\text{cov}}(X_1^n; k)$  and  $\hat{\theta}_0(X_1^n) \equiv 0$ .

**Theorem 4.** Assume that  $d \leq n$ . Let  $\theta_* \in \mathbb{R}^d$  and let  $\theta_{\sharp}$  be an estimate of  $\theta_*$ . Set  $\hat{\rho} \equiv \hat{\rho}_{\text{corr}}(X_1^n; \theta_{\sharp})$  and  $\hat{\delta} = \frac{1}{2}(1 - \hat{\rho})$ . Then, it holds with probability  $1 - \frac{8}{n}$  that

$$\left| \hat{\delta} - \delta \right| = \frac{1}{2} |\hat{\rho} - \rho| \leq \frac{\left| \|\theta_*\|^2 - \|\theta_{\sharp}\|^2 \right|}{\|\theta_{\sharp}\|^2} + 16 \log(n) \left[ \sqrt{\frac{\delta}{n}} + \frac{1}{\|\theta_{\sharp}\|} \sqrt{\frac{1}{n}} + \frac{1}{\|\theta_{\sharp}\|^2} \sqrt{\frac{d}{n}} \right]. \quad (20)$$

The proof of Theorem 4 appears in Appendix C.1. Note that Theorem 4 states a high-probability bound, suitable to its usage later on in Section 4. A bound on the expectation of the error can be obtained by the standard method of integrating tails.

**The effect of knowledge of  $\theta_*$**  If  $\theta_*$  is known up to a sign, i.e.,  $\theta_{\sharp} = \pm\theta_*$ , then for the purpose of  $\rho$  (or equivalently  $\delta$ ) estimation, the model (2) can be reduced to a one-dimensional model by rotational invariance of isotropic Gaussian (See additional details in Appendix C.2). It then immediately follows from Theorem 4 that:

**Corollary 5.** Assume that  $d \leq n$ ,  $\|\theta_*\| \leq 1$  and  $\theta_{\sharp} = \pm\theta_*$ . Let  $U_1^n$  be defined in as  $U_i := \|\theta_*\| \cdot S_i + W_i$  where  $W_i \sim N(0, 1)$  i.i.d.,  $\hat{\rho} \equiv \hat{\rho}_{\text{corr}}(U_1^n; \theta_{\sharp})$  and  $\hat{\delta} = \frac{1}{2}(1 - \hat{\rho})$ . Then it holds with probability  $1 - \frac{8}{n}$  that

$$\left| \hat{\delta} - \delta \right| = \frac{1}{2} |\hat{\rho} - \rho| \leq \frac{18 \log(n)}{\|\theta_*\|^2} \sqrt{\frac{1}{n}}. \quad (21)$$

Numerical validation of the performance of the estimator  $\hat{\delta}_{\text{corr}}(X_1^n; \theta_{\sharp}) = \frac{1}{2}(1 - \hat{\rho}_{\text{corr}}(X_1^n; \theta_{\sharp}))$  in the mismatched (Theorem 4) and matched (Corollary 5) cases is provided in Appendix F.

We next consider an impossibility lower bound.

**Proposition 6.** Suppose that  $\theta_{\sharp} = \theta_*$  and  $\|\theta_*\| \leq \frac{1}{\sqrt{2}}$ . Then

$$\inf_{\hat{\delta}(U_1^n)} \sup_{\delta \in [0, 1]} \mathbb{E}[|\delta - \hat{\delta}(U_1^n)|] \geq \frac{1}{32\sqrt{n}}, \quad (22)$$

where the infimum is over any estimator  $\hat{\delta}(U_1^n)$  based on the model  $U_i = \|\theta_*\| S_i + W_i$  where each  $W_i$  is i.i.d.  $N(0, 1)$ .

The proof of Proposition 6 is presented in Appendix C.2. According to Corollary 5 and Proposition 6, in estimating  $\delta$  with a known  $\theta_*$ , though the dependence  $\Theta(\frac{1}{\sqrt{n}})$  of the minimax error rate on the sample size is shown to be nearly optimal, it is unclear what the optimal dependence on the signal strength should be. This is left as an interesting open question and we discuss the challenges associated with this problem in Appendix C.2.

## 4 Mean estimation under an unknown flip probability

As we have seen, if an estimator for  $\theta_*$  knows the value of  $\delta$ , and if both  $\delta \leq \frac{1}{2}$  and  $d \leq \delta n$  hold, then the estimator can achieve improved error rates over the GMM case ( $\delta = \frac{1}{2}$ ). In this section, we assume that both  $\theta_*$  and  $\delta$  are unknown, and so the estimator is required to estimate  $\delta$  in order to use this knowledge for an estimator of  $\theta_*$ . We propose an estimation procedure of three steps based on sample splitting of  $3n$  samples. We mention at the outset that the regime in which improvement is possible will be for low signal strength  $\|\theta_*\| \lesssim 1$  (low separation between the components), and up to a dimension which depends on  $\delta$ . Of course the estimation procedure does not know  $(\theta_*, \delta)$  in advance, and so it is required to identify if  $(\theta_*, \delta)$  are in this regime during its operation.

We now begin with an overview of the steps of the estimation algorithm. At Step A, the algorithm estimates  $\theta_*$  based on  $X_1^n$  assuming a Gaussian mixture model ( $\delta = \frac{1}{2}$ ) to obtain an estimate  $\hat{\theta}^{(A)}$ . Then, based on  $\|\hat{\theta}^{(A)}\|$ , the algorithm decides whether improvement is potentially possible had  $\delta$  was known. There are two cases. The first case is that  $\|\hat{\theta}^{(A)}\|$  is too low, and then its estimate is not sufficiently accurate to be used in the next steps. Essentially, this happens when the norm is below the global minimax rate  $(\frac{d}{n})^{1/4}$ , and the estimation error of the norm on the same scale as the norm of  $\|\theta_*\|$ . A trivial estimator of  $\hat{\theta} = 0$  is then optimal in terms of error rates. It can be already noted



at this step that while the global minimax rate for the known  $\delta$  case is  $(\frac{\delta d}{n})^{1/4}$ , here the algorithm already stops and estimates  $\hat{\theta} = 0$  even if just  $\|\theta_*\| \lesssim (\frac{d}{n})^{1/4}$ , leading to larger global minimax rate. The second case is that  $\|\theta_*\|$  is larger than a constant. In this case, the estimation based on a GMM already achieves the optimal parametric  $O(\sqrt{\frac{d}{n}})$  error rate of the Gaussian location model, and so no further estimation steps are necessary. Otherwise, an improvement in the estimation is possible. The algorithm proceeds to Step B, and uses  $X_{n+1}^{2n}$  to obtain an estimate  $\hat{\delta}^{(B)}$  of  $\delta$  based on the mismatched  $\theta_{\sharp} \equiv \hat{\theta}^{(A)}$ . Then, based on the estimate  $\hat{\delta}^{(B)}$  the algorithm decides whether the accuracy of  $\hat{\delta}^{(B)}$  is sufficient to be used in a refined estimation of  $\theta_*$ . If the accuracy of  $\hat{\delta}^{(B)}$  is not good enough, then the algorithm outputs the estimate from Step A, that is  $\hat{\theta}^{(A)}$ . Otherwise, it proceeds to Step C, in which  $\theta_*$  is re-estimated using  $X_{2n+1}^{3n}$ , based on a mismatched choice of  $k$ , that is  $k \asymp \frac{1}{\hat{\delta}^{(B)}}$  instead of  $k = \frac{1}{\delta}$ . Intuitively, the estimated value  $\hat{\delta}^{(B)}$  should be larger than  $\delta$  so the resulting block size  $k \asymp \frac{1}{\hat{\delta}^{(B)}}$  will be such that the gain in the block is still close to 1 with high probability. On the other hand, it is desired that  $\hat{\delta}^{(B)}$  will be on the same scale as  $\delta$  so that the estimation rate (304) (see also (7)) – which now essentially holds with  $\hat{\delta}^{(B)}$  instead of  $\delta$  – would be as small as possible. Thus, if the algorithm has assured in Step B that  $\hat{\delta}^{(B)} \asymp \delta$ , then at Step C it will achieve the error rate indicated in (304).

---

**Algorithm 1** Mean estimation for unknown  $\delta$

---

1: **input:** Parameters  $\lambda_\theta, \lambda_\delta > 0$  (from (304) (305) (307)),  $3n$  data samples  $X_1^{3n}$  from the model (2)

2: **step A:** Estimate  $\theta_*$  assuming a Gaussian mixture model:

$$\hat{\theta}^{(A)} \equiv \hat{\theta}_{\text{cov}}(X_1^n; k = 1) \quad (23)$$

3: **if**  $\|\hat{\theta}^{(A)}\| \leq 2\lambda_\theta \cdot \log(n) \cdot (\frac{d}{n})^{1/4}$  **then**

4:     **return**  $\hat{\theta} = 0$

▷ No further improvement can be guaranteed

5: **else if**  $\|\hat{\theta}^{(A)}\| \geq \frac{1}{2}$  **then**

6:     **return**  $\hat{\theta} = \hat{\theta}^{(A)}$

▷ No further improvement is possible

7: **end if**

8: **step B:** Estimate  $\delta$  assuming a mismatched mean value  $\hat{\theta}^{(A)}$ :

$$\hat{\delta}^{(B)} = \hat{\delta}_{\text{corr}}(X_{n+1}^{2n}; \hat{\theta}^{(A)}) \quad (24)$$

9: **if**  $\hat{\delta}^{(B)} \leq 64\lambda_\delta \lambda_\theta \frac{\log(n)}{\|\hat{\theta}^{(A)}\|^2} \sqrt{\frac{d}{n}}$  **then**

10:     **return**  $\hat{\theta} = \hat{\theta}^{(A)}$

▷ No further improvement can be guaranteed

11: **end if**

12: **step C:** Estimate  $\theta_*$  assuming a mismatched flip probability  $\hat{\delta}^{(B)}$ :

$$\hat{\theta}^{(C)} = \hat{\theta}_{\text{cov}}\left(X_{2n+1}^{3n}; k = \frac{1}{16\hat{\delta}^{(B)}}\right) \quad (25)$$

13: **return**  $\hat{\theta} = \hat{\theta}^{(C)}$ .

---

The formal description of the estimation algorithm is provided in Algorithm 1. We remark that refining the estimation of  $\delta$  can be easily incorporated as a fourth step of this algorithm, but we do not present this in order to keep the statement of the result simple. The error of the estimator output by Algorithm 1 is as follows:

**Theorem 7.** *There exist constants  $c_1, c_2 \geq 0$  and  $\lambda_\theta, \lambda_\delta \geq 1$  such that if  $d \leq \frac{n}{4\lambda_\theta^2 \log^2(n) \wedge 16}$  then the output  $\hat{\theta}$  of Algorithm 1 satisfies for any  $\theta_* \in \mathbb{R}^d$ , with probability  $1 - O(\frac{1}{n})$ :*

If  $d \leq \frac{1}{64\lambda_\delta^2 \lambda_\theta^2 \log^2(n)} \delta^4 n$  then

$$\text{loss}(\hat{\theta}, \theta_*) \leq c_1 \log n \cdot \begin{cases} \|\theta_*\|, & \|\theta_*\| \leq \lambda_\theta \log(n) \left(\frac{d}{n}\right)^{1/4} \\ \frac{1}{\|\theta_*\|} \sqrt{\frac{d}{n}}, & \lambda_\theta \log(n) \left(\frac{d}{n}\right)^{1/4} \leq \|\theta_*\| \leq \sqrt{8\lambda_\delta \lambda_\theta \log(n)} \left(\frac{d}{\delta^2 n}\right)^{1/4} \\ \frac{1}{\|\theta_*\|} \sqrt{\frac{\delta d}{n}}, & \sqrt{8\lambda_\delta \lambda_\theta \log(n)} \left(\frac{d}{\delta^2 n}\right)^{1/4} \leq \|\theta_*\| \leq \sqrt{\delta} \\ \sqrt{\frac{d}{n}}, & \|\theta_*\| \geq \sqrt{\delta} \end{cases}; \quad (26)$$

If  $d \geq \frac{1}{64\lambda_\delta^2 \lambda_\theta^2 \log^2(n)} \delta^4 n$  then

$$\text{loss}(\hat{\theta}, \theta_*) \leq c_2 \log n \cdot \begin{cases} \|\theta_*\|, & \|\theta_*\| \leq \lambda_\theta \log(n) \left(\frac{d}{n}\right)^{1/4} \\ \frac{1}{\|\theta_*\|} \sqrt{\frac{d}{n}}, & \lambda_\theta \log(n) \left(\frac{d}{n}\right)^{1/4} \leq \|\theta_*\| \leq \sqrt{8\lambda_\delta \lambda_\theta \log(n)} \left(\frac{d}{\delta^2 n}\right)^{1/4} \\ \sqrt{\frac{d}{n}}, & \|\theta_*\| \geq \sqrt{8\lambda_\delta \lambda_\theta \log(n)} \left(\frac{d}{\delta^2 n}\right)^{1/4} \end{cases}. \quad (27)$$

Theorem 7 implies that up to logarithmic factors, the error rates of the known  $\delta$  case are recovered for low enough dimension  $d \lesssim \delta^4 n$  and  $\|\theta_*\| \gtrsim \left(\frac{d}{\delta^2 n}\right)^{1/4}$ . The analysis of Algorithm 1 appears in Appendix D. Numerical validation of the performance of Algorithm 1 can be found in Appendix F.

**The impact of unknown  $\delta$  on the estimation error of  $\theta_*$**  Comparing Theorems 2 (known  $\delta$ ) and 7 (unknown  $\delta$ ) reveals the deterioration in the estimation of  $\theta_*$  due to the lack of knowledge of  $\delta$  from the three aspects mentioned in Section 1.3 (ignoring logarithmic factors): First, the global minimax rate is  $O\left(\frac{d}{n}\right)^{1/4}$  as for the GMM, instead of the rate  $O\left(\frac{\delta d}{n}\right)^{1/4}$  for the Markov model case with known  $\delta$ . Second, at the regime  $\left(\frac{d}{n}\right)^{1/4} \lesssim \|\theta_*\| \lesssim \left(\frac{d}{\delta^2 n}\right)^{1/4}$  the error rate is  $O\left(\frac{1}{\|\theta_*\|} \sqrt{\frac{d}{n}}\right)$  instead of the lower  $O\left(\frac{1}{\|\theta_*\|} \sqrt{\frac{\delta d}{n}}\right)$ . Third, the algorithm is only effective when the dimension is as low as  $d \lesssim \delta^4 n$ . For higher dimensions, the rates of the GMM are achieved, which can be achieved even without the knowledge of  $\delta$ .

## 5 Conclusion and future work

In this paper, we have considered an elementary, yet fundamental, high-dimensional model with memory. We have obtained a sharp bound on the minimax rate of estimation in case the underlying statistical dependency (flip probability) is known, and proposed a three-step estimation algorithm when it is unknown. This has revealed the gains possible in estimation rates due to the memory between the samples, and smoothly interpolated between the extreme cases of GLM and GMM. An interesting open problem is to either characterize the optimality of the algorithm or improving in the unknown  $\delta$  case, which requires understanding optimal estimation of the flip probability.

Naturally, as the model considered in this paper is basic, there is an ample of possibilities to generalize this model. These include, a larger number of components in the mixture, statistical dependency with a more complicated graphical structure between the data samples, existence of nuisance parameters such as the noise variance, sharp finite-sample/finite-iteration analysis of specific practical algorithms such as Baum-Welch, location-scale model with anisotropic noise, heavy-tailed noise, and so on.

## Acknowledgments and Disclosure of Funding

Part of this work was done when YZ was a postdoc at Technion where he received funding from the European Union's Horizon 2020 research and innovation programme under grant agreement No 682203-ERC-[Inf-Speed-Tradeoff]. The work of NW was supported in part by the Israel Science Foundation (ISF) under Grant 1782/22. NW is grateful to Guy Bresler for introducing him to this problem, for the initial ideas that led to this research, and for many helpful discussions on the topic.

## References

- Dhroova Aiylam. Parameter estimation in HMMs with guaranteed convergence. Master’s thesis, Massachusetts Institute of Technology, 2018.
- Animashree Anandkumar, Rong Ge, Daniel Hsu, Sham M Kakade, and Matus Telgarsky. Tensor decompositions for learning latent variable models. *The Journal of Machine Learning Research*, 15(1):2773–2832, 2014.
- Sivaraman Balakrishnan, Martin J. Wainwright, and Bin Yu. Statistical guarantees for the EM algorithm: From population to sample-based analysis. *The Annals of Statistics*, 45(1):77–120, 2017.
- Leonard E. Baum, Ted Petrie, George Soules, and Norman Weiss. A maximization technique occurring in the statistical analysis of probabilistic functions of Markov chains. *The Annals of Mathematical Statistics*, 41(1):164–171, 1970.
- Marianne Bertrand, Erzo FP Luttmer, and Sendhil Mullainathan. Network effects and welfare cultures. *The quarterly journal of economics*, 115(3):1019–1055, 2000.
- N. M. Blachman and L. Few. Multiple packing of spherical caps. *Mathematika*, 10:84–88, 1963. ISSN 0025-5793. doi: 10.1112/S0025579300003405. URL <https://doi.org/10.1112/S0025579300003405>.
- Stéphane Boucheron, Gábor Lugosi, and Pascal Massart. *Concentration inequalities: A nonasymptotic theory of independence*. Oxford university press, 2013.
- Guy Bresler, Frederic Koehler, and Ankur Moitra. Learning restricted boltzmann machines via influence maximization. In *Proceedings of the 51st Annual ACM SIGACT Symposium on Theory of Computing*, pages 828–839, 2019.
- Guy Bresler, Prateek Jain, Dheeraj Nagaraj, Praneeth Netrapalli, and Xian Wu. Least squares regression with markovian data: Fundamental limits and algorithms. In *Proceedings of the 34th International Conference on Neural Information Processing Systems, NIPS’20*, Red Hook, NY, USA, 2020. Curran Associates Inc. ISBN 9781713829546.
- Yeshwanth Cherapanamjeri, Samuel B. Hopkins, Tarun Kathuria, Prasad Raghavendra, and Nilesh Tripuraneni. Algorithms for heavy-tailed statistics: regression, covariance estimation, and beyond. In Konstantin Makarychev, Yury Makarychev, Madhur Tulsiani, Gautam Kamath, and Julia Chuzhoy, editors, *Proceedings of the 52nd Annual ACM SIGACT Symposium on Theory of Computing, STOC 2020, Chicago, IL, USA, June 22-26, 2020*, pages 601–609. ACM, 2020. doi: 10.1145/3357713.3384329. URL <https://doi.org/10.1145/3357713.3384329>.
- Nicholas A Christakis and James H Fowler. Social contagion theory: examining dynamic social networks and human behavior. *Statistics in medicine*, 32(4):556–577, 2013.
- T. M. Cover and J. A. Thomas. *Elements of Information Theory*. Wiley-Interscience, 2006. ISBN 0471241954.
- Yuval Dagan, Constantinos Daskalakis, Nishanth Dikkala, and Siddhartha Jayanti. Learning from weakly dependent data under dobrushin’s condition. *CoRR*, abs/1906.09247, 2019. URL <http://arxiv.org/abs/1906.09247>.
- Constantinos Daskalakis, Nishanth Dikkala, and Ioannis Panageas. Regression from dependent observations. In *STOC’19—Proceedings of the 51st Annual ACM SIGACT Symposium on Theory of Computing*, pages 881–889. ACM, New York, 2019.
- Natalie Doss, Yihong Wu, Pengkun Yang, and Harrison H Zhou. Optimal estimation of high-dimensional location gaussian mixtures. *arXiv preprint arXiv:2002.05818*, 2020.
- Esther Duflo and Emmanuel Saez. The role of information and social interactions in retirement plan decisions: Evidence from a randomized experiment. *The Quarterly journal of economics*, 118(3): 815–842, 2003.

- Raaz Dwivedi, nhat Ho, Koulik Khamaru, Martin J Wainwright, and Michael I Jordan. Theoretical guarantees for em under misspecified gaussian mixture models. In S. Bengio, H. Wallach, H. Larochelle, K. Grauman, N. Cesa-Bianchi, and R. Garnett, editors, *Advances in Neural Information Processing Systems*, volume 31. Curran Associates, Inc., 2018. URL <https://proceedings.neurips.cc/paper/2018/file/acc21473c4525b922286130ffbf00b5-Paper.pdf>.
- Raaz Dwivedi, Nhat Ho, Koulik Khamaru, Martin J. Wainwright, Michael I. Jordan, and Bin Yu. Challenges with EM in application to weakly identifiable mixture models. *CoRR*, abs/1902.00194, 2019. URL <http://arxiv.org/abs/1902.00194>.
- Raaz Dwivedi, Nhat Ho, Koulik Khamaru, Martin Wainwright, Michael Jordan, and Bin Yu. Sharp analysis of expectation-maximization for weakly identifiable models. In *International Conference on Artificial Intelligence and Statistics*, pages 1866–1876. PMLR, 2020a.
- Raaz Dwivedi, Nhat Ho, Koulik Khamaru, Martin J Wainwright, Michael I Jordan, and Bin Yu. Singularity, misspecification and the convergence rate of EM. *The Annals of Statistics*, 48(6): 3161–3182, 2020b.
- Yariv Ephraim and Neri Merhav. Hidden Markov processes. *IEEE Transactions on information theory*, 48(6):1518–1569, 2002.
- Thomas S. Ferguson. An inconsistent maximum likelihood estimate. *J. Amer. Statist. Assoc.*, 77(380):831–834, 1982. ISSN 0162-1459. URL [http://links.jstor.org/sici?sici=0162-1459\(198212\)77:380<831:AIMLE>2.0.CO;2-Y&origin=MSN](http://links.jstor.org/sici?sici=0162-1459(198212)77:380<831:AIMLE>2.0.CO;2-Y&origin=MSN).
- Edward L Glaeser, Bruce Sacerdote, and Jose A Scheinkman. Crime and social interactions. *The Quarterly journal of economics*, 111(2):507–548, 1996.
- László Györfi, Michael Kohler, Adam Krzyżak, and Harro Walk. *A distribution-free theory of nonparametric regression*. Springer Series in Statistics. Springer-Verlag, New York, 2002. ISBN 0-387-95441-4. doi: 10.1007/b97848. URL <https://doi.org/10.1007/b97848>.
- Moritz Hardt and Eric Price. Tight bounds for learning a mixture of two Gaussians. In *Proceedings of the forty-seventh annual ACM symposium on Theory of computing*, pages 753–760. ACM, 2015.
- Samuel B. Hopkins. Mean estimation with sub-Gaussian rates in polynomial time. *The Annals of Statistics*, 48(2):1193 – 1213, 2020. doi: 10.1214/19-AOS1843. URL <https://doi.org/10.1214/19-AOS1843>.
- Samuel B. Hopkins, Jerry Li, and Fred Zhang. Robust and heavy-tailed mean estimation made simple, via regret minimization. In *NeurIPS*, 2020. URL <https://proceedings.neurips.cc/paper/2020/hash/8a1276c25f5efe85f0fc4020fbf5b4f8-Abstract.html>.
- Daniel J. Hsu and Sham M. Kakade. Learning mixtures of spherical gaussians: moment methods and spectral decompositions. In Robert D. Kleinberg, editor, *Innovations in Theoretical Computer Science, ITCS '13, Berkeley, CA, USA, January 9-12, 2013*, pages 11–20. ACM, 2013. doi: 10.1145/2422436.2422439. URL <https://doi.org/10.1145/2422436.2422439>.
- Chi Jin, Yuchen Zhang, Sivaraman Balakrishnan, Martin J. Wainwright, and Michael I. Jordan. Local maxima in the likelihood of Gaussian mixture models: Structural results and algorithmic consequences. In *Advances in neural information processing systems*, pages 4116–4124, 2016.
- Iain M. Johnstone. Function estimation and Gaussian sequence models. *Unpublished manuscript*, 2 (5.3):2, 2002.
- Adam Tauman Kalai, Ankur Moitra, and Gregory Valiant. Efficiently learning mixtures of two gaussians. In *Proceedings of the forty-second ACM symposium on Theory of computing*, pages 553–562, 2010.
- Vardis Kandiros, Yuval Dagan, Nishanth Dikkala, Surbhi Goel, and Constantinos Daskalakis. Statistical estimation from dependent data. In Marina Meila and Tong Zhang, editors, *Proceedings of the 38th International Conference on Machine Learning*, volume 139 of *Proceedings of Machine Learning Research*, pages 5269–5278. PMLR, 18–24 Jul 2021. URL <https://proceedings.mlr.press/v139/kandiros21a.html>.

- Jason M. Klusowski and W.D. Brinda. Statistical guarantees for estimating the centers of a two-component Gaussian mixture by EM. *arXiv preprint arXiv:1608.02280*, 2016.
- Bruce G. Lindsay. Mixture models: Theory, geometry, and applications. Ims, 1995.
- David J. C. MacKay. *Information theory, inference and learning algorithms*. Cambridge University Press, New York, 2003. ISBN 0-521-64298-1.
- Geoffrey J McLachlan, Sharon X Lee, and Suren I Rathnayake. Finite mixture models. *Annual review of statistics and its application*, 6:355–378, 2019.
- Ankur Moitra and Gregory Valiant. Settling the polynomial learnability of mixtures of gaussians. In *2010 IEEE 51st Annual Symposium on Foundations of Computer Science*, pages 93–102. IEEE, 2010.
- Tongzheng Ren, Fuheng Cui, Sujay Sanghavi, and Nhat Ho. Beyond EM algorithm on over-specified two-component location-scale gaussian mixtures. *CoRR*, abs/2205.11078, 2022. doi: 10.48550/arXiv.2205.11078. URL <https://doi.org/10.48550/arXiv.2205.11078>.
- Phillippe Rigollet and Jan-Christian Hütter. High dimensional statistics. *Lecture notes for course 18S997*, 2019.
- Bruce Sacerdote. Peer effects with random assignment: Results for dartmouth roommates. *The Quarterly journal of economics*, 116(2):681–704, 2001.
- Alexandre B. Tsybakov. *Introduction to Nonparametric Estimation*. Springer Publishing Company, Incorporated, 2008. ISBN 0387790519.
- Ramon van Handel. Hidden Markov models. *Unpublished lecture notes*, 2008.
- Roman Vershynin. *High-dimensional probability: An introduction with applications in data science*, volume 47. Cambridge University Press, 2018.
- Martin J. Wainwright. *High-dimensional statistics: A non-asymptotic viewpoint*, volume 48. Cambridge University Press, 2019.
- Martin J. Wainwright and Michael I. Jordan. Graphical models, exponential families, and variational inference. *Foundations and Trends® in Machine Learning*, 1(1–2):1–305, 2008. ISSN 1935-8237. doi: 10.1561/2200000001. URL <http://dx.doi.org/10.1561/2200000001>.
- Nir Weinberger and Guy Bresler. The em algorithm is adaptively-optimal for unbalanced symmetric gaussian mixtures. *Journal of Machine Learning Research*, 23(103):1–79, 2022. URL <http://jmlr.org/papers/v23/21-0186.html>.
- Yihong Wu. Lecture notes on information-theoretic methods for high-dimensional statistics. *Lecture Notes for ECE598YW (UIUC)*, 16, 2017.
- Yihong Wu and Pengkun Yang. Optimal estimation of Gaussian mixtures via denoised method of moments. *The Annals of Statistics*, 48(4):1981–2007, 2020.
- Yihong Wu and Harrison H. Zhou. Randomly initialized EM algorithm for two-component Gaussian mixture achieves near optimality in  $o(\sqrt{n})$  iterations. *arXiv preprint arXiv:1908.10935*, 2019.
- Ji Xu, Daniel J. Hsu, and Arian Maleki. Global analysis of expectation maximization for mixtures of two Gaussians. In *Advances in Neural Information Processing Systems*, pages 2676–2684, 2016.
- Bowei Yan, Mingzhang Yin, and Purnamrita Sarkar. Convergence of gradient EM on multi-component mixture of Gaussians. In *Advances in Neural Information Processing Systems*, pages 6956–6966, 2017.
- Fanny Yang, Sivaraman Balakrishnan, and Martin J. Wainwright. Statistical and computational guarantees for the Baum-Welch algorithm. In *2015 53rd Annual Allerton Conference on Communication, Control, and Computing (Allerton)*, pages 658–665. IEEE, 2015.

Yuhong Yang and Andrew Barron. Information-theoretic determination of minimax rates of convergence. *Annals of Statistics*, pages 1564–1599, 1999.

Ruofei Zhao, Yuanzhi Li, and Yuekai Sun. Statistical convergence of the EM algorithm on Gaussian mixture models. *arXiv preprint arXiv:1810.04090*, 2018.

## Checklist

1. For all authors...
  - (a) Do the main claims made in the abstract and introduction accurately reflect the paper’s contributions and scope? [Yes]
  - (b) Did you describe the limitations of your work? [Yes]
  - (c) Did you discuss any potential negative societal impacts of your work? [N/A]
  - (d) Have you read the ethics review guidelines and ensured that your paper conforms to them? [Yes]
2. If you are including theoretical results...
  - (a) Did you state the full set of assumptions of all theoretical results? [Yes]
  - (b) Did you include complete proofs of all theoretical results? [Yes]
3. If you ran experiments...
  - (a) Did you include the code, data, and instructions needed to reproduce the main experimental results (either in the supplemental material or as a URL)? [N/A]
  - (b) Did you specify all the training details (e.g., data splits, hyperparameters, how they were chosen)? [N/A]
  - (c) Did you report error bars (e.g., with respect to the random seed after running experiments multiple times)? [N/A]
  - (d) Did you include the total amount of compute and the type of resources used (e.g., type of GPUs, internal cluster, or cloud provider)? [N/A]
4. If you are using existing assets (e.g., code, data, models) or curating/releasing new assets...
  - (a) If your work uses existing assets, did you cite the creators? [N/A]
  - (b) Did you mention the license of the assets? [N/A]
  - (c) Did you include any new assets either in the supplemental material or as a URL? [N/A]
  - (d) Did you discuss whether and how consent was obtained from people whose data you’re using/curating? [N/A]
  - (e) Did you discuss whether the data you are using/curating contains personally identifiable information or offensive content? [N/A]
5. If you used crowdsourcing or conducted research with human subjects...
  - (a) Did you include the full text of instructions given to participants and screenshots, if applicable? [N/A]
  - (b) Did you describe any potential participant risks, with links to Institutional Review Board (IRB) approvals, if applicable? [N/A]
  - (c) Did you include the estimated hourly wage paid to participants and the total amount spent on participant compensation? [N/A]

In Appendix A we provide heuristic justification for the scaling of the optimal minimax error rate in (7). In Appendix B we provide the proofs for Theorems 1 and 2. In Appendix C we provide the proofs for Theorem 4 and Proposition 6. In Appendix D we provide the proofs for Theorem 7. In Appendix E we include some useful results for the sake of completeness.

**Additional notation** For a matrix  $A \in \mathbb{R}^{d_1 \times d_2}$ ,  $\|A\|_{\text{op}}$  is the operator norm (with respect to Euclidean norms), and  $\|A\|_F$  is the Frobenius norm of  $A$ .  $\mathbb{S}^{d-1} := \{\theta \in \mathbb{R}^d: \|\theta\|=1\}$  is the unit sphere and  $\mathbb{B}^d := \{\theta \in \mathbb{R}^d: \|\theta\|\leq 1\}$  is the unit ball in the  $d$ -dimensional Euclidean space. For a pair of probability distributions  $P$  and  $Q$  on a common alphabet  $\mathcal{X}$  with densities  $p$  and  $q$  w.r.t. to a base measure  $\nu$ , we denote the total variation distance by  $d_{\text{TV}}(P, Q) := \frac{1}{2} \int |p - q| d\nu$ , the Kullback-Leibler (KL) divergence by  $D_{\text{KL}}(P \parallel Q) := \int p \log \frac{p}{q} d\nu$ , and the chi-square divergence by  $\chi^2(P \parallel Q) := \int \frac{(p-q)^2}{q} d\nu = \int \frac{p^2}{q} d\nu - 1$ .

## A Heuristic justification of minimax rate (7)

The main intuition behind the HMM considered in this paper comes from the correlation decay phenomenon in graphical model. Indeed, one can view the Markov chain  $X_1 \rightarrow X_2 \rightarrow \dots \rightarrow X_n$  sampled from the model (2) as a simple graphical model whose conditional independence structure is expressed by a line graph on  $n$  nodes. Each node  $X_i$  is conditionally independent of other samples given its neighbors  $X_{i-1}$  and  $X_{i+1}$ . Furthermore, a pair of nodes  $X_i$  and  $X_j$  of large graph distance (i.e.,  $|i - j|$ ) is approximately independent. Informally, we expect that there is one sign flip (i.e.,  $S_i = -S_{i+1}$ ) per  $\approx \frac{1}{\delta}$  samples. Therefore, signs  $S_i$  and  $S_j$  are likely to have the same value if  $|i - j| \lesssim \frac{1}{\delta}$  and are approximately independent if  $|i - j| \gtrsim \frac{1}{\delta}$ . This is the leading guideline for the design of our estimator (14) for upper bound and the reduction to the genie-aided model (147) for lower bound.

Recall that for the Gaussian location model

$$X = \theta_* + Z \quad (28)$$

with  $Z \sim N(0, I_d)$ , the minimax rate is given by

$$M_{\text{GLM}}(n, d, t) \asymp t \wedge \sqrt{\frac{d}{n}}. \quad (29)$$

Note that this is a compact way of writing the rate (5). Given  $n$  i.i.d. samples  $X_1^n$  from model (28), the estimator

$$\hat{\theta} = \frac{1}{n} \sum_{i=1}^n X_i \quad (30)$$

achieves the rate (29). For the Gaussian mixture model  $X = S\theta_* + Z$  with  $S \sim \text{Unif}\{-1, 1\}$  and  $Z \sim N(0, I_d)$ , the minimax rate (6) [Wu and Zhou, 2019, Appendix B] can be compactly written as

$$M_{\text{GMM}}(n, d, t) \asymp \left[ \frac{1}{t} \left( \sqrt{\frac{d}{n}} + \frac{d}{n} \right) + \sqrt{\frac{d}{n}} \right] \wedge t. \quad (31)$$

The above rate is attained by the estimator

$$\hat{\theta} = \sqrt{(\lambda_{\max}(\hat{\Sigma}) - 1)_+} \cdot v_{\max}(\hat{\Sigma}) \quad (32)$$

where  $\hat{\Sigma} = \frac{1}{n} \sum_{i=1}^n X_i X_i^\top$ . More generally, we can also consider the GMM

$$\tilde{X} = S\theta_* + \tilde{Z} \quad (33)$$

with  $S \sim \text{Unif}\{-1, 1\}$  and  $\tilde{Z} \sim N(0, \sigma^2 \cdot I_d)$ , for some  $\sigma > 0$ , which is equivalent in distribution to  $\tilde{X} = \sigma(S\theta_*/\sigma + Z)$  where  $Z \sim N(0, I_d)$ . Generalizing (31), it is straightforward to check that the optimal minimax rate for model (33) is given by

$$\tilde{M}_{\text{GMM}}(n, d, t, \sigma) \asymp \sigma \left[ \left( \frac{1}{t/\sigma} \left( \sqrt{\frac{d}{n}} + \frac{d}{n} \right) + \sqrt{\frac{d}{n}} \right) \wedge \frac{t}{\sigma} \right] \quad (34)$$

$$= \left[ \frac{\sigma^2}{t} \left( \sqrt{\frac{d}{n}} + \frac{d}{n} \right) + \sigma \sqrt{\frac{d}{n}} \right] \wedge t. \quad (35)$$

Now, for the HMM at hand, the rationale is that the original model (2) is equivalent to  $\tilde{X} = \bar{S} \cdot \bar{X}$ , where  $\bar{S} \sim \text{Unif}\{-1, 1\}$  is the coherent sign of a block of  $\frac{1}{\delta}$  raw samples from model (2),  $\bar{X} = \frac{1}{1/\delta} \sum_{i=1}^{1/\delta} X_i$  represents the block-sample obtained by applying the estimator (30) to a block of  $\frac{1}{\delta}$  raw samples, hence,  $\bar{X} \stackrel{d}{=} \theta_* + N(0, \delta \cdot I_d)$ . Furthermore, the signs across different blocks are essentially independent. Therefore

$$\tilde{X} \stackrel{d}{=} \bar{S} \theta_* + \bar{Z} \quad (36)$$

where  $\bar{Z} \sim N(0, \delta \cdot I_d)$ , and we have  $\frac{n}{1/\delta} = n\delta$  i.i.d. block-samples from model (36). According to (35), the optimal minimax rate of the HMM (2) should be

$$M_{\text{HMM}}(n, d, \delta, t) \asymp \tilde{M}_{\text{GMM}}(n\delta, d, t, \sqrt{\delta}) \quad (37)$$

$$\asymp \left[ \frac{\delta}{t} \left( \sqrt{\frac{d}{n\delta}} + \frac{d}{n\delta} \right) + \sqrt{\delta} \sqrt{\frac{d}{n\delta}} \right] \wedge t \quad (38)$$

$$= \left[ \frac{1}{t} \left( \sqrt{\frac{d\delta}{n}} + \frac{d}{n} \right) + \sqrt{\frac{d}{n}} \right] \wedge t. \quad (39)$$

Evaluating (39) immediately yields (7).

The optimal minimax error rates for GLM (cf. (5)), GMM (cf. (6), originally proved in [Wu and Zhou, 2019, Appendix B]) and HMM (cf. (7), implied by our results Theorems 1 and 2) are plotted in Figure 1.

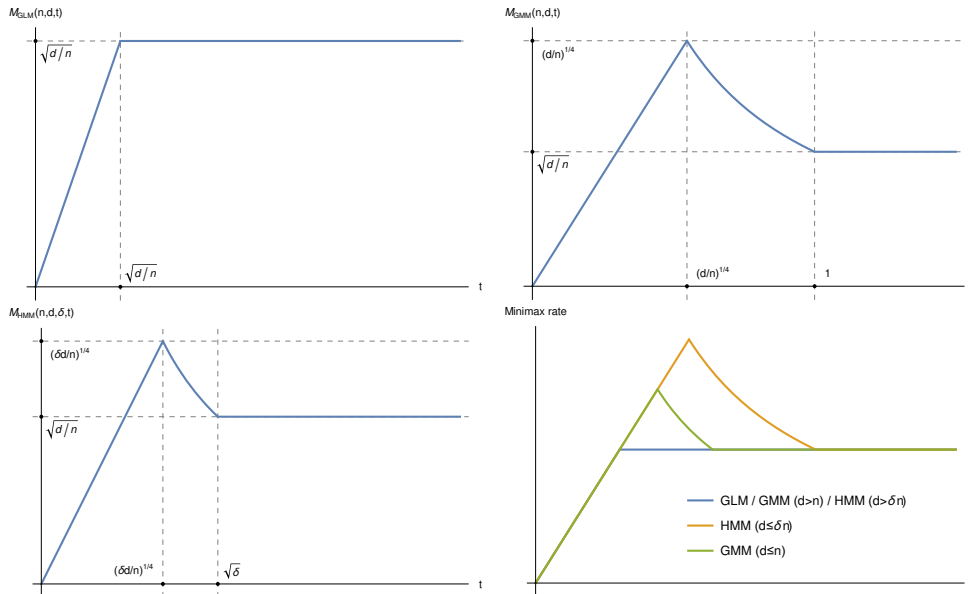


Figure 1: Plots of minimax rates of the Gaussian Location Model, the Gaussian Mixture Model and the Hidden Markov Model. The top left, top right and bottom left figures show the scaling of the minimax rates of GLM (cf. (5)), GMM with  $d \leq n$  (cf. (6)) and HMM with  $d \leq \delta n$  (cf. (7)), respectively. All the above error rates are plotted in the bottom right figure in which one can clearly see how the rate varies as  $\delta$  varies.



## B Proofs for Section 2: Mean estimation for known $\delta$

### B.1 Proof of Theorem 1: Analysis of the estimator

Our proposed procedure in Theorem 1 for  $\theta_*$  estimation with a known flip probability  $\delta$  is depicted in Figure 2.

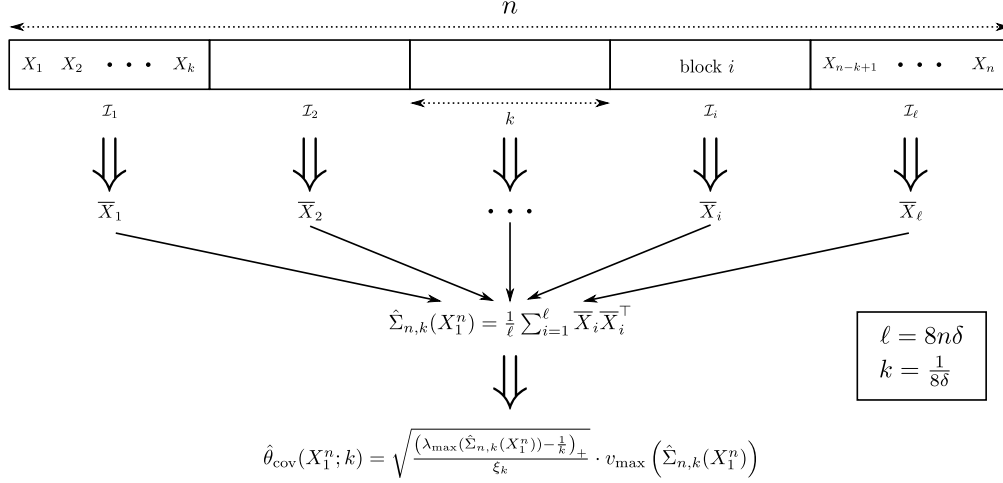


Figure 2: A visual illustration of the construction of the estimator  $\hat{\theta}_{\text{cov}}(X_1^n; k)$  in (14) given  $n$  samples  $X_1^n$  from the model (2) with a known flip probability  $\delta$ . The block size  $k$  is chosen to be  $\frac{1}{8\delta}$ .

*Remark 8.* The condition  $\delta \geq \frac{1}{n}$  in Theorem 1 is inconsequential. Indeed, if  $\delta \leq \frac{1}{n}$ , then also  $d \geq \delta n$  and we are at the high dimension regime. In that case, the estimator can artificially increase the flip probability (by sign randomization) to  $\frac{1}{n}$ , which results the local minimax rate of the GLM, that is,  $M(n, d, \delta, t) \asymp M_{\text{GLM}}(n, d, t)$ , which is optimal. We therefore assume  $\delta \leq \frac{1}{n}$  throughout the proof.

To begin with the analysis of the estimator in Figure 2, the following lemma is a simple, yet key tool for the proof. It establishes the variance of the random gain  $\bar{S}$ . The proof relies on a sort of *self-bounding* property (cf. [Boucheron et al., 2013, Chapter 3.3]), which stems from the fact that  $|\bar{S}| \leq 1$ .

**Lemma 9.** *It holds that  $0 \leq \bar{S}^2 \leq 1$  (with probability 1) and that*

$$\mathbb{V}(\bar{S}^2) \leq \mathbb{E}[1 - \bar{S}^2] \leq 4\delta k. \quad (40)$$

*Proof.* Trivially  $0 \leq \bar{S}^2 \leq 1$  and so the variance is bounded as

$$\mathbb{V}(\bar{S}^2) = \mathbb{V}(1 - \bar{S}^2) \leq \mathbb{E}[(1 - \bar{S}^2)^2] \leq \mathbb{E}[1 - \bar{S}^2]. \quad (41)$$

The expected value is then upper bounded as

$$\mathbb{E}[1 - \bar{S}^2] = \mathbb{E} \left[ 1 - \left( \frac{1}{k} \sum_{j=1}^k S_j \right)^2 \right] \quad (42)$$

$$= \mathbb{E} \left[ 1 - \left( \frac{1}{k} \sum_{j=1}^k S_j \right)^2 \middle| S_0 = 1 \right] \quad (43)$$

$$= \mathbb{E} \left[ \left( 1 - \left( \frac{1}{k} \sum_{j=1}^k S_j \right) \right) \left( 1 + \left( \frac{1}{k} \sum_{j=1}^k S_j \right) \right) \middle| S_0 = 1 \right] \quad (44)$$

$$\leq 2 \cdot \mathbb{E} \left[ 1 - \left( \frac{1}{k} \sum_{j=1}^k S_j \right) \middle| S_0 = 1 \right] \quad (45)$$

$$= 2 - \frac{2}{k} \sum_{j=1}^k \mathbb{E}[S_j | S_0 = 1] \quad (46)$$

$$\stackrel{(a)}{=} 2 - \frac{2}{k} \sum_{j=1}^k \rho^j \quad (47)$$

$$= 2 - \frac{2}{k} \sum_{j=1}^k (1 - 2\delta)^j \quad (48)$$

$$\stackrel{(b)}{\leq} 2 - \frac{2}{k} \sum_{j=1}^k (1 - 2j\delta) \quad (49)$$

$$= \frac{4\delta}{k} \sum_{j=1}^k j \quad (50)$$

$$= \frac{2\delta(k^2 + k)}{k} \quad (51)$$

$$\leq 4\delta k, \quad (52)$$

where (a) follows from

$$\begin{aligned} & \mathbb{E}[S_j | S_0 = 1] \\ &= \mathbb{P}[S_{j-1} = 1 | S_0 = 1] \mathbb{E}[S_j | S_0 = 1, S_{j-1} = 1] \\ & \quad + \mathbb{P}[S_{j-1} = -1 | S_0 = 1] \mathbb{E}[S_j | S_0 = 1, S_{j-1} = -1] \end{aligned} \quad (53)$$

$$= \mathbb{P}[S_{j-1} = 1 | S_0 = 1] \mathbb{E}[S_j | S_{j-1} = 1] + \mathbb{P}[S_{j-1} = -1 | S_0 = 1] \mathbb{E}[S_j | S_{j-1} = -1] \quad (54)$$

$$= \mathbb{P}[S_{j-1} = 1 | S_0 = 1] \left( \frac{1+\rho}{2} - \frac{1-\rho}{2} \right) + \mathbb{P}[S_{j-1} = -1 | S_0 = 1] \left( -\frac{1+\rho}{2} + \frac{1-\rho}{2} \right) \quad (55)$$

$$= \mathbb{P}[S_{j-1} = 1 | S_0 = 1] \cdot \rho - \mathbb{P}[S_{j-1} = -1 | S_0 = 1] \cdot \rho \quad (56)$$

$$= \rho \cdot \mathbb{E}[S_{j-1} | S_0 = 1] \quad (57)$$

$$= \dots = \rho^j, \quad (58)$$

(b) follows from Bernoulli's inequality  $(1-x)^r \geq 1-rx$  for  $x \in [0, 1]$  and  $r \geq 1$ .  $\square$

The next lemma summarizes concentration results and bounds on the expected value of various empirical quantities needed for the rest of the analysis. For a sequence of samples  $(S_1^n, Z_1^n)$ , let us denote the following events:

$$\mathcal{E}'_{n,\delta,k} := \left\{ S_1^n : \left| \frac{1}{\ell} \sum_{i=1}^{\ell} \bar{S}_i^2 - \xi_k \right| \leq 5\sqrt{\frac{\delta k^2 \log(n)}{n}} \right\}, \quad (59)$$

$$\mathcal{E}''_{n,d,k} := \left\{ (S_1^n, Z_1^n) : \left\| \frac{1}{\ell} \sum_{i=1}^{\ell} \bar{S}_i \bar{Z}_i \right\| \leq 7\sqrt{\frac{d}{n}} \right\}, \quad (60)$$

$$\mathcal{E}'''_{n,d,k} := \left\{ Z_1^n : \left\| \frac{1}{\ell} \sum_{i=1}^{\ell} \bar{Z}_i \bar{Z}_i^\top - \frac{1}{k} \cdot I_d \right\|_{\text{op}} \leq 4\sqrt{\frac{d}{kn}} + \frac{4d}{n} \right\}, \quad (61)$$

and let

$$\mathcal{E}_{n,d,\delta,k} := \mathcal{E}'_{n,\delta,k} \cap \mathcal{E}''_{n,d,k} \cap \mathcal{E}'''_{n,d,k}. \quad (62)$$

Note that these events depend on the choice of the block length  $k$ .

**Lemma 10.** Assume that  $\delta \geq \frac{1}{n}$  and  $d \leq n$ . It holds that  $\mathbb{P}[\mathcal{E}_{n,d,\delta,k}] \geq 1 - \frac{5}{n}$  and

$$\mathbb{E} \left[ \left\| \frac{1}{\ell} \sum_{i=1}^{\ell} \bar{S}_i^2 - \xi_k \right\| \right] \leq 2\sqrt{\frac{\delta k^2}{n}}, \quad (63)$$

$$\mathbb{E} \left[ \left\| \frac{1}{\ell} \sum_{i=1}^{\ell} \bar{S}_i \bar{Z}_i \right\| \right] \leq \sqrt{\frac{d}{n}}, \quad (64)$$

and

$$\mathbb{E} \left[ \left\| \frac{1}{\ell} \sum_{i=1}^{\ell} \bar{Z}_i \bar{Z}_i^\top - \frac{1}{k} \cdot I_d \right\|_{op} \right] \leq 13\sqrt{\frac{d}{nk}} + 10\frac{d}{n}. \quad (65)$$

*Proof.* We analyze the expected value and concentration of each of the three terms.

First, the random variable  $\bar{S}_i^2 - \xi_k$  has zero mean, it is bounded in  $[-1, 1]$ , and its variance is bounded by  $4\delta k$  according to Lemma 9. Since  $\{\bar{S}_i^2 - \xi_k\}_{i=1}^{\ell}$  are i.i.d., Bernstein's inequality for bounded distributions implies that (e.g., (323) from Wainwright [2019, Proposition 2.14], by setting in the notation therein  $X_i = \bar{S}_i^2 - \xi_k$  which is a zero-mean random variable bounded in  $[-1, 1]$ )

$$\mathbb{P} \left[ \left| \frac{1}{\ell} \sum_{i=1}^{\ell} \bar{S}_i^2 - \xi_k \right| \geq t \right] \leq 2 \exp \left( -\frac{\ell^2 t^2}{4\ell\delta k + \ell t/3} \right). \quad (66)$$

Requiring that the r.h.s. is at most  $\frac{2}{n}$ , and using  $n = \ell k$ , this implies that

$$\left| \frac{1}{\ell} \sum_{i=1}^{\ell} \bar{S}_i^2 - \xi_k \right| \leq \sqrt{\frac{8\delta k^2 \log(n)}{n}} + \frac{\frac{3}{2}k \log(n)}{n} \quad (67)$$

with probability  $1 - \frac{2}{n}$ . Under the assumption  $\delta \geq \frac{1}{n}$ , we may further upper bound

$$\sqrt{\frac{8\delta k^2 \log(n)}{n}} + \frac{\frac{3}{2}k \log(n)}{n} \leq \log(n) \cdot \left[ \sqrt{\frac{8\delta k^2}{n}} + \frac{\frac{3}{2}k}{n} \right] \quad (68)$$

$$\leq \log(n) \cdot \left[ \sqrt{\frac{8\delta k^2}{n}} + \frac{3}{2} \sqrt{\frac{\delta k^2}{n}} \right] \quad (69)$$

$$\leq 5 \log(n) \cdot \sqrt{\frac{\delta k^2}{n}}, \quad (70)$$

and this implies  $\mathbb{P}[\mathcal{E}'_{n,\delta,k}] \geq 1 - \frac{2}{n}$ . In addition, since  $\bar{S}_i^2 - \xi_k$  are zero mean i.i.d., Lemma 9 implies that

$$\mathbb{E} \left[ \left\| \frac{1}{\ell} \sum_{i=1}^{\ell} \bar{S}_i^2 - \xi_k \right\| \right] \leq \sqrt{\mathbb{V} \left[ \frac{1}{\ell} \sum_{i=1}^{\ell} \bar{S}_i^2 - \xi_k \right]} \leq \sqrt{\frac{4\delta k}{\ell}} = 2\sqrt{\frac{\delta k^2}{n}} \quad (71)$$

which proves (63).

Second, conditioned on any fixed  $\{\bar{S}_i\}_{i=1}^{\ell}$ , it holds that  $\bar{S}_i \bar{Z}_i \sim N(0, \frac{\bar{S}_i^2}{k} I_d)$ . Hence,  $\frac{1}{\ell} \sum_{i=1}^{\ell} \bar{S}_i \bar{Z}_i \sim N(0, \sigma^2 \cdot I_d)$  with

$$\sigma^2 := \frac{1}{k\ell^2} \sum_{i=1}^{\ell} \bar{S}_i^2 \leq \frac{1}{k\ell} = \frac{1}{n}. \quad (72)$$

So, by standard concentration of norm of Gaussian (or, more generally subGaussian) random vectors (325) from [Rigollet and Hütter, 2019, Theorem 1.19] (or a degenerate case of [Wainwright, 2019, Example 6.2]), it holds with probability  $1 - \epsilon$  that

$$\left\| \frac{1}{\ell} \sum_{i=1}^{\ell} \bar{S}_i \bar{Z}_i \right\| \leq 4\sigma\sqrt{d} + 2\sigma\sqrt{2\log\left(\frac{1}{\epsilon}\right)} \leq 4\sqrt{\frac{d}{n}} + \sqrt{\frac{8}{n}\log\left(\frac{1}{\epsilon}\right)}. \quad (73)$$

Since the r.h.s. does not depend on  $\{\bar{S}_i\}_{i=1}^\ell$ , the same bound holds unconditionally. Setting  $\epsilon = \frac{1}{n}$  and further upper bounding

$$4\sqrt{\frac{d}{n}} + \sqrt{\frac{8}{n}\log(n)} \leq \sqrt{\frac{32d + 16\log(n)}{n}} \leq 7\sqrt{\frac{d}{n}}, \quad (74)$$

using  $\sqrt{a} + \sqrt{b} \leq \sqrt{2(a+b)}$  and  $d \geq 2\log(n)$ , results  $\mathbb{P}[\mathcal{E}''_{n,d,k}] \geq 1 - \frac{1}{n}$ . In addition, since  $\{\bar{S}_i \bar{Z}_i\}_{i=1}^\ell$  are i.i.d., it holds that

$$\mathbb{E} \left[ \left\| \frac{1}{\ell} \sum_{i=1}^{\ell} \bar{S}_i \bar{Z}_i \right\| \right] \leq \sqrt{\mathbb{E} \left[ \left\| \frac{1}{\ell} \sum_{i=1}^{\ell} \bar{S}_i \bar{Z}_i \right\|^2 \right]} = \sqrt{d\sigma^2} \leq \sqrt{\frac{d}{n}} \quad (75)$$

which proves (64).

Third, by Gaussian covariance estimation from [Wainwright, 2019, Example 6.2], it holds for any  $\eta > 0$  that

$$V := k \left\| \frac{1}{\ell} \sum_{i=1}^{\ell} \bar{Z}_i \bar{Z}_i^\top - \frac{1}{k} I_d \right\|_{\text{op}} \leq \left[ 2\sqrt{\frac{d}{\ell}} + 2\eta + \left( \sqrt{\frac{d}{\ell}} + \eta \right)^2 \right] \quad (76)$$

with probability larger than  $1 - 2e^{-\ell\eta^2/2}$ .

We begin with a high probability event. Setting  $\epsilon = 2e^{-\ell\eta^2/2}$ , it holds with probability larger than  $1 - \epsilon$  that

$$\left\| \frac{1}{\ell} \sum_{i=1}^{\ell} \bar{Z}_i \bar{Z}_i^\top - \frac{1}{k} \cdot I_d \right\|_{\text{op}} \leq 2\sqrt{\frac{d}{k^2\ell}} + \sqrt{\frac{8\log(\frac{2}{\epsilon})}{k^2\ell}} + \left( \sqrt{\frac{d}{k\ell}} + \sqrt{\frac{2\log(\frac{2}{\epsilon})}{k\ell}} \right)^2 \quad (77)$$

$$= 2\sqrt{\frac{d}{kn}} + \sqrt{\frac{8\log(\frac{2}{\epsilon})}{kn}} + \left( \sqrt{\frac{d}{n}} + \sqrt{\frac{2\log(\frac{2}{\epsilon})}{n}} \right)^2 \quad (78)$$

$$\stackrel{(a)}{\leq} 2\sqrt{\frac{d}{kn}} + \sqrt{\frac{8\log(\frac{2}{\epsilon})}{kn}} + \frac{2d + 4\log(\frac{2}{\epsilon})}{n}, \quad (79)$$

where (a) follows from  $(a+b)^2 \leq 2a^2 + 2b^2$ . Setting  $\epsilon = \frac{2}{n}$  and further upper bounding

$$2\sqrt{\frac{d}{kn}} + \sqrt{\frac{8\log(n)}{kn}} + \frac{2d + 4\log(n)}{n} \leq \sqrt{\frac{8d + 16\log(n)}{kn}} + \frac{2d + 4\log(n)}{n} \quad (80)$$

$$\leq 4\sqrt{\frac{d}{kn}} + \frac{4d}{n}, \quad (81)$$

using  $\sqrt{a} + \sqrt{b} \leq \sqrt{2(a+b)}$  and  $d \geq 2\log(n)$ , results  $\mathbb{P}[\mathcal{E}'''_{n,d,k}] \geq 1 - \frac{2}{n}$ . For the bound on the expectation, we further upper bound

$$V \leq 2\sqrt{\frac{d}{\ell}} + 2\eta + \frac{2d}{\ell} + 2\eta^2. \quad (82)$$

Let  $\alpha = 2\sqrt{\frac{d}{\ell}} + 2\frac{d}{\ell}$ . Then,  $U := V - \alpha$  satisfies that  $\mathbb{P}[U \geq 2\eta + 2\eta^2] \leq 2e^{-\ell\eta^2/2}$ . Then,

$$\mathbb{E}[U] = \mathbb{E}[U \cdot \mathbb{1}\{U < 0\}] + \mathbb{E}[U \cdot \mathbb{1}\{U \geq 0\}] \quad (83)$$

$$\leq \mathbb{E}[U \cdot \mathbb{1}\{U \geq 0\}] \quad (84)$$

$$= \int_0^\infty \mathbb{P}[U \cdot \mathbb{1}\{U \geq 0\} > t] dt \quad (85)$$

$$= \int_0^\infty \mathbb{P}[U > t] dt \quad (86)$$

$$\stackrel{(a)}{=} \int_0^\infty (2+4\eta) \mathbb{P}[U > 2\eta + 2\eta^2] d\eta \quad (87)$$

$$\leq \int_0^\infty (2+4\eta) 2e^{-\eta^2/2} d\eta \quad (88)$$

$$= 4 \int_0^\infty e^{-\eta^2/2} d\eta + 8 \int_0^\infty \eta e^{-\eta^2/2} d\eta \quad (89)$$

$$\stackrel{(b)}{=} 4\sqrt{\frac{2\pi}{\ell}} + \frac{8}{\ell}, \quad (90)$$

where (a) follows from the change of variables  $t = 2\eta + 2\eta^2$ , and (b) follows from Gaussian integration (the first term). Hence,

$$\mathbb{E} \left[ \frac{V}{k} \right] \leq \frac{1}{k} \mathbb{E}[U + \alpha] \leq 13\sqrt{\frac{d}{nk}} + 10\frac{d}{n} \quad (91)$$

which proves (65). The claim  $\mathbb{P}[\mathcal{E}_{n,d,\delta,k}] \geq 1 - \frac{5}{n}$  then follows from the union bound over the three events considered above.  $\square$

The next lemma utilizes Lemma 10 to establish concentration on the maximal eigenvalue and the associated eigenvector.

**Lemma 11.** *Let*

$$\psi(n, d, \delta, k) := 2\sqrt{\frac{\delta k^2}{n}} \cdot \|\theta_*\|^2 + 2\sqrt{\frac{d}{n}} \cdot \|\theta_*\| + 13\sqrt{\frac{d}{nk}} + 10\frac{d}{n}. \quad (92)$$

Then, it holds that

$$\mathbb{E} \left[ \left| \lambda_{\max} \left( \hat{\Sigma}_{n,k}(X_1^n) \right) - \left( \xi_k \|\theta_*\|^2 + \frac{1}{k} \right) \right| \right] \leq \psi(n, d, \delta, k) \quad (93)$$

and

$$\mathbb{E} \left[ \text{loss} \left( v_{\max} \left( \hat{\Sigma}_{n,k}(X_1^n) \right), \frac{\theta_*}{\|\theta_*\|} \right) \right] \leq \frac{8 \cdot \psi(n, d, \delta, k)}{\|\theta_*\|^2}. \quad (94)$$

If  $\mathcal{E}_{n,d,\delta,k}$  holds then similar bounds hold (with probability 1) with  $\psi(n, d, \delta, k)$  multiplied by  $7 \log(n)$ .

*Proof.* Note that  $\lambda_{\max}(\Sigma_{n,k}(\theta_*)) = \xi_k \cdot \|\theta_*\|^2 + \frac{1}{k}$ . Then,

$$\begin{aligned} & \left| \lambda_{\max} \left( \hat{\Sigma}_{n,k}(X_1^n) \right) - \left( \xi_k \|\theta_*\|^2 + \frac{1}{k} \right) \right| \\ &= \left| \lambda_{\max} \left( \hat{\Sigma}_{n,k}(X_1^n) \right) - \lambda_{\max} \left( \Sigma_{n,k}(\theta_*) \right) \right| \end{aligned} \quad (95)$$

$$\stackrel{(a)}{\leq} \left\| \hat{\Sigma}_{n,k}(X_1^n) - \Sigma_{n,k}(\theta_*) \right\|_{\text{op}} \quad (96)$$

$$= \left\| \hat{\Sigma}_{n,k}(X_1^n) - \xi_k \theta_* \theta_*^\top - \frac{1}{k} I_d \right\|_{\text{op}} \quad (97)$$

$$\leq \left| \frac{1}{\ell} \sum_{i=1}^{\ell} \bar{S}_i^2 - \xi_k \right| \cdot \|\theta_*\|^2 + \left\| \frac{2}{\ell} \sum_{i=1}^{\ell} \bar{S}_i \bar{Z}_i \right\| \cdot \|\theta_*\| + \left\| \frac{1}{\ell} \sum_{i=1}^{\ell} \bar{Z}_i \bar{Z}_i^\top - \frac{1}{k} \cdot I_d \right\|_{\text{op}}, \quad (98)$$

where (a) follows from Weyl's inequality. Taking expectation and using Lemma 10 proves the claimed bound.

Next, note that  $v_{\max}(\Sigma_{n,k}(\theta_*)) = \frac{\theta_*}{\|\theta_*\|}$ , its eigenvalue is  $\xi_k \|\theta_*\|^2 + \frac{1}{k}$ , and that all the  $(d-1)$  other eigenvalues of  $\Sigma_{n,k}(\theta_*)$  are  $\frac{1}{k}$ . Thus, the eigen-gap of the maximal eigenvalue is  $\xi_k \|\theta_*\|^2$ . Then, by Davis-Kahan's perturbation bound (328) from [Vershynin, 2018, Theorem 4.5.5]

$$\text{loss} \left( v_{\max} \left( \hat{\Sigma}_{n,k}(X_1^n) \right), \frac{\theta_*}{\|\theta_*\|} \right) = \text{loss} \left( v_{\max} \left( \hat{\Sigma}_{n,k}(X_1^n) \right), v_{\max} \left( \Sigma_{n,k}(\theta_*) \right) \right)$$

$$\begin{aligned} &\leq 4 \frac{\left\| \hat{\Sigma}_{n,k}(X_1^n) - \Sigma_{n,k}(\theta_*) \right\|_{\text{op}}}{\xi_k \|\theta_*\|^2} \\ &\stackrel{(a)}{\leq} 8 \frac{\left\| \hat{\Sigma}_{n,k}(X_1^n) - \Sigma_{n,k}(\theta_*) \right\|_{\text{op}}}{\|\theta_*\|^2}, \end{aligned}$$

where (a) follows since  $\xi_k = \mathbb{E}[\bar{S}^2] \geq 1 - 4k\delta = \frac{1}{2}$  according to Lemma 9, and the choice  $k = \frac{1}{8\delta}$ . The operator norm is upper bounded as for the maximal eigenvalue. The proof then follows by taking expectation, and utilizing Lemma 10.

Finally, assuming the event  $\mathcal{E}_{n,d,\delta,k}$  holds, Lemma 10 implies that the same bound holds with  $7 \log(n) \cdot \psi(n, d, \delta, k)$  instead of  $\psi(n, d, \delta, k)$ .  $\square$

The next lemma upper bounds  $\hat{\theta}$  in expectation and in high probability whenever  $\|\theta_*\|$  is below the minimax rate  $\beta(n, d, \delta) = \Theta(\sqrt{\frac{d}{n}} \vee (\frac{\delta d}{n})^{1/4})$ , and show that both are (roughly) at most on the scale of  $\beta(n, d, \delta)$ .

**Lemma 12.** *If  $\|\theta_*\| \leq \beta(n, d, \delta)$  and  $k = \frac{1}{8\delta}$  then*

$$\mathbb{E} \left[ \left\| \hat{\theta}_{\text{cov}}(X_1^n; k) \right\| \right] \leq 11 \cdot \beta(n, d, \delta), \quad (99)$$

and if the event  $\mathcal{E}_{n,d,\delta,k}$  holds then

$$\left\| \hat{\theta}_{\text{cov}}(X_1^n; k) \right\| \leq 77 \log(n) \cdot \beta(n, d, \delta). \quad (100)$$

*Proof.* It holds that

$$\left\| \hat{\theta}_{\text{cov}}(X_1^n; k) \right\|^2 = \frac{\lambda_{\max} \left( \hat{\Sigma}_{n,k}(X_1^n) \right) - \frac{1}{k}}{\xi_k} \vee 0 \quad (101)$$

$$\stackrel{(a)}{\leq} 2 \left[ \lambda_{\max} \left( \hat{\Sigma}_{n,k}(X_1^n) \right) - \frac{1}{k} \right] \vee 0 \quad (102)$$

$$\leq 2 \left[ \lambda_{\max} \left( \hat{\Sigma}_{n,k}(X_1^n) \right) - \xi_k \|\theta_*\|^2 - \frac{1}{k} \right] \vee 0 + 2\xi_k \|\theta_*\|^2 \quad (103)$$

$$\stackrel{(b)}{\leq} 2 \left[ \lambda_{\max} \left( \hat{\Sigma}_{n,k}(X_1^n) \right) - \xi_k \|\theta_*\|^2 - \frac{1}{k} \right] \vee 0 + 2\|\theta_*\|^2, \quad (104)$$

where (a) follows since  $\xi_k \geq \frac{1}{2}$  and (b) follows since  $\xi_k \leq 1$ . Taking expectation of both sides, and utilizing Lemma 11 results

$$\begin{aligned} &\mathbb{E} \left[ \left\| \hat{\theta}_{\text{cov}}(X_1^n; k) \right\|^2 \right] \\ &\leq 2 \cdot \psi(n, d, \delta, k) + 2\|\theta_*\|^2 \end{aligned} \quad (105)$$

$$\leq 4\sqrt{\frac{\delta k^2}{n}} \cdot \|\theta_*\|^2 + 4\sqrt{\frac{d}{n}} \cdot \|\theta_*\| + 26\sqrt{\frac{d}{nk}} + 20\frac{d}{n} + 2\|\theta_*\|^2 \quad (106)$$

$$\stackrel{(a)}{=} 4\sqrt{\frac{1}{64\delta n}} \cdot \|\theta_*\|^2 + 4\sqrt{\frac{d}{n}} \cdot \|\theta_*\| + 26\sqrt{\frac{8\delta d}{n}} + 20\frac{d}{n} + 2\|\theta_*\|^2 \quad (107)$$

$$\begin{aligned} &\stackrel{(b)}{\leq} 4\sqrt{\frac{1}{64\delta n}} \cdot \left( \frac{2d}{n} + 2\sqrt{\frac{\delta d}{n}} \right) + 4\sqrt{\frac{d}{n}} \cdot \left( \sqrt{\frac{d}{n}} + \left( \frac{\delta d}{n} \right)^{1/4} \right) \\ &\quad + 26\sqrt{\frac{8\delta d}{n}} + 20\frac{d}{n} + 2 \left( \frac{2d}{n} + 2\sqrt{\frac{\delta d}{n}} \right) \end{aligned} \quad (108)$$

$$\leq 4\sqrt{\frac{1}{64\delta n}} \cdot \left( \frac{2d}{n} + 2\sqrt{\frac{\delta d}{n}} \right) + 4\sqrt{\frac{d}{n}} \cdot \left( \frac{\delta d}{n} \right)^{1/4} + 78\sqrt{\frac{\delta d}{n}} + 28\frac{d}{n} \quad (109)$$

$$= \frac{d}{\sqrt{\delta}n^{3/2}} + \sqrt{\frac{d}{n^2}} + 4\sqrt{\frac{d}{n}} \cdot \left(\frac{\delta d}{n}\right)^{1/4} + 78\sqrt{\frac{\delta d}{n}} + 28\frac{d}{n} \quad (110)$$

$$\stackrel{(c)}{\leq} 4\sqrt{\frac{d}{n}} \cdot \left(\frac{\delta d}{n}\right)^{1/4} + 78\sqrt{\frac{\delta d}{n}} + 30\frac{d}{n} \quad (111)$$

$$\stackrel{(d)}{\leq} 80\sqrt{\frac{\delta d}{n}} + 32\frac{d}{n}, \quad (112)$$

where (a) follows by setting  $k = \frac{1}{8\delta}$ , and (b) follows from the assumption  $\|\theta_*\| \leq \beta(n, d, \delta) \leq \sqrt{\frac{d}{n}} + \left(\frac{\delta d}{n}\right)^{1/4}$  (and  $(a+b)^2 \leq 2a^2 + 2b^2$ ), (c) follows from  $\delta \geq \frac{1}{n}$ , so that  $\frac{d}{\sqrt{\delta}n^{3/2}} \leq \frac{d}{n}$ , and (d) follows from  $ab \leq \frac{1}{2}a^2 + \frac{1}{2}b^2$  applied to the first term.

The proof is then completed by Jensen's inequality

$$\mathbb{E} \left[ \|\hat{\theta}_{\text{cov}}(X_1^n; k)\| \right] \leq \sqrt{\mathbb{E} \left[ \|\hat{\theta}_{\text{cov}}(X_1^n; k)\|^2 \right]} \quad (113)$$

$$\leq \sqrt{80\sqrt{\frac{\delta d}{n}} + 32\frac{d}{n}} \quad (114)$$

$$\leq \sqrt{112 \cdot \left( \sqrt{\frac{\delta d}{n}} \vee \frac{d}{n} \right)} \quad (115)$$

$$\leq 11 \cdot \beta(n, d, \delta). \quad (116)$$

If  $\lambda_{\max}(\hat{\Sigma}_{n,k}(X_1^n)) - \frac{1}{k} \leq 0$  then  $\hat{\theta}_{\text{cov}}(X_1^n; k) = 0$  and the claim is trivial. Otherwise, from the same reasoning as above, assuming that the event  $\mathcal{E}_{n,d,\delta,k}$  holds, it also holds from Lemma 11 that  $\|\hat{\theta}_{\text{cov}}(X_1^n; k)\| \leq 77 \log(n) \cdot \beta(n, d, \delta)$ .  $\square$

We may now prove Theorem 1.

*Proof of Theorem 1.* If  $\|\theta_*\| \leq \beta(n, d, \delta)$  then Lemma 12 implies that

$$\mathbb{E} \left[ \left\| \hat{\theta}_{\text{cov}}(X_1^n; k) \right\| \right] \leq 11 \cdot \beta(n, d, \delta). \quad (117)$$

Otherwise, assume that  $\|\theta_*\| \geq \beta(n, d, \delta)$ . For any estimator  $\tilde{\theta}$  we may write  $\tilde{\theta} = \|\tilde{\theta}\| \cdot v$  where  $v \in \mathbb{S}^{d-1}$ , it holds that

$$\text{loss}(\tilde{\theta}, \theta_*) = \left\| \|\tilde{\theta}\| \cdot v - \theta_* \right\| \quad (118)$$

$$= \left\| \|\tilde{\theta}\| \cdot v - \|\theta_*\| \cdot v + \|\theta_*\| \cdot v - \theta_* \right\| \quad (119)$$

$$\leq \left| \|\tilde{\theta}\| - \|\theta_*\| \right| + \|\theta_*\| \cdot \text{loss} \left( v, \frac{\theta_*}{\|\theta_*\|} \right), \quad (120)$$

where the last inequality follows from the triangle inequality. Specifying this result to  $\tilde{\theta} = \hat{\theta} \equiv \hat{\theta}_{\text{cov}}(X_1^n; k)$ , results

$$\text{loss}(\hat{\theta}, \theta_*) \leq \left| \|\hat{\theta}\| - \|\theta_*\| \right| + \|\theta_*\| \cdot \text{loss} \left( v_{\max} \left( \hat{\Sigma}_{n,k}(X_1^n) \right), \frac{\theta_*}{\|\theta_*\|} \right). \quad (121)$$

Lemma 11 implies that the first term in (121) is bounded as

$$\left| \|\hat{\theta}\| - \|\theta_*\| \right| = \frac{\left| \|\hat{\theta}\|^2 - \|\theta_*\|^2 \right|}{\|\hat{\theta}\| + \|\theta_*\|} \quad (122)$$

$$\leq \frac{\left| \|\hat{\theta}\|^2 - \|\theta_*\|^2 \right|}{\|\theta_*\|} \quad (123)$$

$$= \left| \frac{\left( \lambda_{\max}(\hat{\Sigma}_{n,k}(X_1^n)) - \frac{1}{k} \right)_+ - \xi_k \|\theta_*\|^2}{\xi_k \|\theta_*\|} \right| \quad (124)$$

$$\leq \frac{\left| \lambda_{\max}(\hat{\Sigma}_{n,k}(X_1^n)) - \frac{1}{k} - \xi_k \|\theta_*\|^2 \right|}{\xi_k \|\theta_*\|} \quad (125)$$

$$\leq \frac{2 \left| \lambda_{\max}(\hat{\Sigma}_{n,k}(X_1^n)) - \frac{1}{k} - \xi_k \|\theta_*\|^2 \right|}{\|\theta_*\|}, \quad (126)$$

where the last inequality follows since  $\xi_k \geq 1 - 4k\delta$  (from Lemma 9), and  $k \leq \frac{1}{8\delta}$ . Taking expectation of both sides, and utilizing Lemma 11 results

$$\mathbb{E} \left[ \left| \|\hat{\theta}\| - \|\theta_*\| \right| \right] \leq \frac{2 \cdot \psi(n, d, \delta, k)}{\|\theta_*\|}. \quad (127)$$

Lemma 11 further implies that the second term in (121) is bounded as

$$\mathbb{E} \left[ \|\theta_*\| \cdot \text{loss} \left( v_{\max} \left( \hat{\Sigma}_{n,k}(X_1^n) \right), \frac{\theta_*}{\|\theta_*\|} \right) \right] \leq \frac{8 \cdot \psi(n, d, \delta, k)}{\|\theta_*\|}. \quad (128)$$

Hence, (121)

$$\text{loss}(\hat{\theta}, \theta_*) \leq \frac{10 \cdot \psi(n, d, \delta, k)}{\|\theta_*\|} \quad (129)$$

$$\leq 20 \sqrt{\frac{\delta k^2}{n}} \cdot \|\theta_*\| + 20 \sqrt{\frac{d}{n}} + \frac{130}{\|\theta_*\|} \sqrt{\frac{d}{nk}} + 100 \frac{1}{\|\theta_*\|} \frac{d}{n} \quad (130)$$

$$\stackrel{(a)}{=} 20 \sqrt{\frac{1}{64\delta n}} \cdot \|\theta_*\| + 20 \sqrt{\frac{d}{n}} + \frac{130}{\|\theta_*\|} \sqrt{\frac{8\delta d}{n}} + \frac{100}{\|\theta_*\|} \frac{d}{n} \quad (131)$$

$$\stackrel{(b)}{\leq} 20 \sqrt{\frac{d}{n}} + \frac{130}{\|\theta_*\|} \sqrt{\frac{8\delta d}{n}} + \frac{110}{\|\theta_*\|} \frac{d}{n}, \quad (132)$$

where (a) follows from setting  $k = \frac{1}{8\delta}$ , and (b) follows since for  $\|\theta_*\| \geq \beta(n, d, \delta)$ ,

$$20 \sqrt{\frac{1}{64\delta n}} \cdot \|\theta_*\| = 20 \frac{\|\theta_*\|^2}{\|\theta_*\|} \sqrt{\frac{1}{64\delta n}} \quad (133)$$

$$\leq 20 \cdot \frac{\left( \sqrt{\frac{d}{n}} + \left( \frac{\delta d}{n} \right)^{1/4} \right)^2}{\|\theta_*\|} \cdot \sqrt{\frac{1}{64\delta n}} \quad (134)$$

$$\leq 5 \cdot \frac{\frac{d}{n} + \sqrt{\frac{\delta d}{n}}}{\|\theta_*\|} \cdot \sqrt{\frac{1}{\delta n}} \quad (135)$$

$$= 5 \cdot \frac{1}{\|\theta_*\|} \left( \frac{d}{n^{3/2}\sqrt{\delta}} + \frac{\sqrt{d}}{n} \right) \quad (136)$$

$$\leq \frac{5}{\|\theta_*\|} \frac{d}{n^{3/2}\sqrt{\delta}} + \frac{5}{\|\theta_*\|} \frac{d}{n} \quad (137)$$

$$\leq \frac{10}{\|\theta_*\|} \frac{d}{n}, \quad (138)$$

where the last inequality follows since  $\delta \geq \frac{1}{n}$ .  $\square$

## B.2 Proof of Theorem 2: Impossibility lower bound

**The proof's main ideas** The estimation error for the Markov model cannot be better than a genie-aided model for which the sign is known during a block whose size is larger than the mixing time



$\Theta(\frac{1}{\delta})$  of the original Markov chain. The estimator can then align the signs of the samples in each block, and thus reduce the noise variance by a factor of  $\delta$ . This effectively reduces the problem into a Markov model whose flip probability is asymptotically close to  $1/2$ , that is, the resulting model is close to a GMM. This aforementioned closeness is quantified by a uniform bound on the ratio between the probability distributions. Based on the closeness of the models, the known lower bound for the GMM model [Wu and Zhou, 2019, Appendix B] implies a bound on the estimation error in the Markov model.

The proof follows from an application of Fano's method [Wainwright, 2019, Section 15.3] [Yang and Barron, 1999], where, as usual, the main technical challenge follows from the bounding of the mutual information term. We first begin with a brief description of the lower bound on the estimation error, and then explain how it is solved in the Gaussian mixture case in [Wu and Zhou, 2019, Appendix B]. We then describe our analysis method for the Markov case.

**Construction of a packing set** The version of Fano's method that we use is based on constructing a packing set  $\Theta_M := \{\theta_m\}_{m \in [M]} \subset \mathbb{R}^d$  and an additional center vector  $\theta_0 \in \mathbb{R}^d$ . Here, the set  $\Theta_M$  packs points in a spherical cap of a fixed angle with a center at  $\theta_0$ . To construct this set, we let  $\Phi_M := \{\phi_m\}_{m \in [M]} \subset \mathbb{B}^{d-2}$  be a  $\frac{1}{16}$ -packing set of  $\mathbb{B}^{d-2}$  of size larger than  $M \geq 16^{d-2}$  in the Euclidean distance, whose existence is assured by a standard argument (e.g., (329) from [Wainwright, 2019, Lemma 5.7 and Example 5.8]). We then append to each  $\phi_m$  another coordinate to obtain  $\bar{\phi}_m := (\phi_m, \sqrt{1 - \|\phi_m\|}) \in \mathbb{S}^{d-2}$ . Then,  $\bar{\Phi}_M := \{\bar{\phi}_m\}_{m \in [M]} \subset \mathbb{S}^{d-2}$  is a  $\frac{1}{16}$ -packing set of  $\mathbb{S}^{d-2}$  of size  $M$ . Now, the packing set  $\bar{\Phi}_M$  packs points in the Euclidean distance, however, the loss function  $\text{loss}(\cdot, \cdot)$  in (3) is sign-insensitive, and so the packing set requires further dilution. Specifically, there must exist an orthant in  $\mathbb{R}^{d-1}$  which contains at least a  $2^{-(d-1)}$  fraction of the points in  $\bar{\Phi}_M$ . So, there must also exist a rotation matrix  $O \in \mathbb{R}^{(d-1) \times (d-1)}$  of  $\bar{\Phi}_M$  so that  $\tilde{\Phi}_M := O\bar{\Phi}_M \cap \mathbb{R}_+^{d-1} = \{O\bar{\phi}_m\}_{m \in [M]} \cap \mathbb{R}_+^{d-1}$  has at least  $\frac{|\bar{\Phi}_M|}{2^{d-1}} \geq \frac{1}{16} \cdot 8^{d-1}$  points (with  $\mathbb{R}_+^{d-1}$  being the positive orthant). Furthermore, for any distinct  $\tilde{\phi}_m, \tilde{\phi}_{m'} \in \tilde{\Phi}_M$  it holds that  $\text{loss}(\tilde{\phi}_m, \tilde{\phi}_{m'}) = \|\tilde{\phi}_m - \tilde{\phi}_{m'}\|$ . We now choose  $\epsilon \in (0, 1)$ , set  $\tilde{\theta}_0 = [1, 0, \dots, 0] \in \mathbb{R}^d$  to be the center vector (this choice is arbitrary and made for convenience), and  $\tilde{\theta}_m = [\sqrt{1 - \epsilon^2}, \epsilon\tilde{\phi}_m] \in \mathbb{R}^d$ , for  $m \in [M]$ . Evidently, the angle between any  $\tilde{\theta}_m$  and  $\tilde{\theta}_0$  is fixed for all  $m \in [M]$ . Finally, given the prescribed norm  $t$  in the statement of the theorem, we set the packing set that will be next used in Fano's-inequality based argument as  $\Theta_M := \{t \cdot \tilde{\theta}_m\}_{m \in [M]}$  and set  $\theta_0 = t\tilde{\theta}_0$ . To summarize,  $\Theta_M$  satisfies the following properties: (i)  $|\Theta_M| \geq \frac{1}{16} \cdot 8^{d-1}$ , (ii) for any  $\theta_m \in \Theta_M$  it holds that  $\|\theta_m\| = t$ , (iii) for any distinct  $\theta_m, \theta_{m'} \in \Theta_M$  it holds that  $\text{loss}(\theta_m, \theta_{m'}) = \|\theta_m - \theta_{m'}\| \geq \frac{1}{16}\epsilon t$ , (iv) for any  $\theta_m \in \Theta_M$  it holds that

$$\text{loss}(\theta_m, \theta_0) = \|\theta_m - \theta_0\| = t \cdot \sqrt{(\sqrt{1 - \epsilon^2} - 1)^2 + \epsilon^2} \leq t \cdot [\sqrt{1 - \epsilon^2} - 1 + \epsilon] \leq 2t\epsilon, \quad (139)$$

where the first inequality is from  $\sqrt{a^2 + b^2} \leq a + b$  for  $a, b \in \mathbb{R}_+$  and the second inequality from  $\sqrt{1 - \epsilon^2} \leq 1 + \epsilon$ .

**Fano's inequality based lower bound** Recall that  $P_\theta^{(n)}$  is the probability distribution of  $X_1^n$  under the Markov model  $X_i = S_i\theta + Z_i$ ,  $i \in [n]$  with  $S_0^n$  is as in (1). Let  $J \sim \text{Unif}[M]$  and assume that given a prescribed norm  $t > 0$ , it holds that  $X_1^n | J = j \sim P_{\theta_j}^{(n)}$ . Then, based on the four properties of the packing set  $\Theta_M$ , Fano's method states that [Wainwright, 2019, Proposition 15.2]

$$\mathsf{M}(n, d, \delta, t) \geq \frac{\epsilon t}{32} \cdot \left[ 1 - \frac{I(J; X_1^n) + \log 2}{\log M} \right] \quad (140)$$

$$\geq \frac{\epsilon t}{32} \cdot \left[ 1 - \frac{I(J; X_1^n) + \log 2}{(d-1) \log 8} \right] \quad (141)$$

$$\stackrel{(a)}{\geq} \frac{\epsilon t}{32} \cdot \left[ \frac{1}{2} - 4 \cdot \frac{I(J; X_1^n)}{d} \right] \quad (142)$$

$$\stackrel{(b)}{\geq} \frac{\epsilon t}{32} \cdot \left[ \frac{1}{2} - 4 \cdot \frac{\max_{m \in [M]} \text{D}_{\text{KL}}(P_{\theta_m}^{(n)} || P_{\theta_0}^{(n)})}{d} \right] \quad (143)$$

where  $I(J; X_1^n)$  is the mutual information between  $J$  and  $X_1^n$ , and in (a) we have used the assumption  $d \geq 3$  which implies  $(d-1) \log 8 - \log 16 \geq \frac{d}{4}$ , and in (b) we have used the standard ‘‘information-radius’’ bound on the mutual information (e.g., (15.52) in [Wainwright, 2019, Proof of Lemma 15.21 and Exercise 15.11]). The crux of the proof is to establish a bound of the form  $D_{\text{KL}}(P_{\theta_m}^{(n)} \parallel P_{\theta_0}^{(n)}) \leq \frac{d}{16}$  for a given  $\epsilon_* > 0$  to obtain a lower bound of  $\Omega(\epsilon_* t)$ . Note that due to symmetry of the packing set, the last KL divergence is the same for all  $m \in [M]$ .

Before continuing the proof for the Markov case with  $\delta < \frac{1}{2}$ , we next describe the analysis of the Gaussian mixture model in [Wu and Zhou, 2019]. For the Gaussian mixture model (that is, a degenerate Markov model with  $\delta = \frac{1}{2}$ ),  $P_{\theta}^{(n)}$  is an i.i.d. distribution, and so the tensorization property of the KL divergence immediately implies that  $D_{\text{KL}}(P_{\theta_m}^{(n)} \parallel P_{\theta_0}^{(n)}) = n \cdot D_{\text{KL}}(P_{\theta_m} \parallel P_{\theta_0})$  (where  $P_{\theta} \equiv P_{\theta}^{(1)}$ ). Then, it was established in [Wu and Zhou, 2019, Lemma 27] that  $D_{\text{KL}}(P_{\theta_m} \parallel P_{\theta_0}) \lesssim t^2 \cdot \|\theta_0 - \theta_m\|^2$  as follows. First, it was noted that under  $\theta_0 = [t, 0, \dots, 0] \in \mathbb{R}^d$ ,  $P_{\theta} = P_t \otimes N(0, I_{d-1})$ , that is a product distribution, with the first coordinate being one-dimensional Gaussian mixture with means  $\pm t$ , and all the other  $d-1$  coordinates being standard Gaussian. Based on this and the chain rule of the KL divergence, the KL divergence  $D_{\text{KL}}(P_{\theta_m} \parallel P_{\theta_0})$  was evaluated separately by the KL divergence between the distribution of the first coordinate, and the KL divergence between the distributions of the other  $d-1$  coordinates, conditioned on the first coordinates. Each of these two KL divergences was bounded by the corresponding chi-square divergences, and was further shown to be  $O(t^2 \cdot \|\theta_0 - \theta_m\|^2)$ . Finally, the minimax lower bound stated in (6) was obtained by setting  $\epsilon = c \cdot \min\{1, \frac{1}{t^2} \sqrt{\frac{d}{n}}\}$  for some small enough  $c > 0$  in the construction of the packing set.

For the Markov model (with  $\delta < \frac{1}{2}$ ), it seems rather cumbersome to bound  $D_{\text{KL}}(P_{\theta_m}^{(n)} \parallel P_{\theta_0}^{(n)})$  since the model  $P_{\theta}^{(n)}$  has memory. Thus we next propose an indirect approach, which requires three preliminary steps. At the first step, we reduce, via a genie-based argument, the original Gaussian-Markov model with  $n$  samples to a Gaussian-Markov model with  $\ell$  samples, where each of these  $\ell$  sample is a coherent average of a block of  $k$  consecutive samples,  $\ell = \frac{n}{k}$  (in a similar, yet not identical, form to the estimator from Section 2). The sequences of signs underlying each of these  $\ell$  samples also forms a Markov model, where the block length  $k$  is judiciously chosen (roughly) as  $\Theta(\frac{1}{\delta})$  so that the dependency between the signs is much weaker, in the sense that the flip probability  $\bar{\delta}$  of its signs *asymptotically* tends to  $\frac{1}{2}$  as  $\delta \rightarrow 0$ . Since for Gaussian mixture models the flip probability is *exactly*  $\frac{1}{2}$ , this Markov model is *approximately* a Gaussian mixture model.

At the second step, we develop a change-of-measure argument. As said, the reduced model is only approximately Gaussian mixture ( $\bar{\delta} \approx \frac{1}{2}$ ); Had it was exactly a Gaussian mixture model ( $\bar{\delta} = \frac{1}{2}$ ) then the bound on the KL divergence from [Wu and Zhou, 2019, Lemma 27] could have been directly used. Nonetheless, since  $\bar{\delta} \rightarrow \frac{1}{2}$  with our choice of  $k$ , the probability distribution of the samples tends to that of the memoryless Gaussian mixture. Since divergences are essentially a continuous functions of the measured distributions, we expect that the KL divergence for the Markov model with  $\bar{\delta}$  is close to the KL divergence for the Gaussian mixture model. Lemma 13 forms the basis of this change-of-measure argument in terms of the probability distribution of the signs, and Lemma 14 provides the corresponding change-of-measure bound for the KL divergence.

At the third step, we bound the chi-square divergence for a  $d$  dimensional Gaussian mixture model. As described above, in [Wu and Zhou, 2019, Lemma 27] the KL divergence was upper bounded for the Gaussian mixture model by first separating to the KL divergence in the first coordinate and the KL divergence in all other  $d-1$  coordinates, exploiting the chain rule of the KL divergence, and then bounding each of the two KL divergences by a chi-square divergence. Here, we provide a refined proof which directly bounds the chi-square divergence, without the need to separate the first coordinate from the others. This is the result of Lemma 15.

The proof of Theorem 2 is then completed using the results of the three preliminary steps. We next turn to the detailed proof.

**First step (genie-aided reduction):** In this step we reduce the original model  $P_{\theta}^{(n)}$  to a model  $\tilde{P}_{\theta}^{(\ell)}$  which is aided by knowledge from a genie, and so estimation errors in the new model are only lower. Inspired by the operation of our proposed estimator in Section 2, we consider  $\ell = \frac{n}{k}$  blocks of size

$k$  each, where, for simplicity of exposition, we assume that both  $\ell, k$  are integers. A genie informs the estimator with the sign changes  $S_j S_{j+1}$  at the time indices  $j \in [n-1] \setminus \{ik\}_{i=1}^{\ell-1}$ , that is, at all times *except for*  $j = k, 2k, 3k, \dots, n$ . Hence, the estimator can align the signs within each block  $\mathcal{I}_i := \{(i-1)k+1, (i-1)k+2, \dots, ik\}$  of size  $k$ , but not between blocks. Consequently, a statistically *equivalent* model to the original model with genie information is the model

$$Y_i = R_i \theta_* + Z_i \quad (144)$$

where  $i \in [n]$ ,  $Z_i \sim N(0, I_d)$  are i.i.d. exactly as in the original Markov model, and the signs  $R_i \in \{-1, 1\}$  are such that

$$R_{i+1} = R_i \quad (145)$$

with probability 1 if  $i \in [n-1] \setminus \{jk\}_{j=1}^{\ell-1}$  and

$$R_{jk+1} = \begin{cases} R_{(j-1)k+1}, & \text{w.p. } \frac{1+\rho^k}{2} \\ -R_{(j-1)k+1}, & \text{w.p. } \frac{1-\rho^k}{2} \end{cases} \quad (146)$$

if  $i \in \{jk\}_{j=1}^{\ell-1}$ . Now, since the signs are fixed during the blocks  $\{\mathcal{I}_i\}_{i=1}^{\ell}$  of length  $k$ , the mean of the samples in each block is a *sufficient statistic* for estimation of  $\theta_*$ . Thus, in the same spirit of the estimator in Section 2, the genie-aided model is equivalent to

$$\bar{Y}_i := \frac{1}{k} \sum_{j \in \mathcal{I}_i} Y_j = \bar{R}_i \theta_* + \bar{Z}_i \quad (147)$$

where  $i \in [\ell]$ ,  $\mathbb{P}[\bar{R}_0 = 1] = \frac{1}{2}$ , and

$$\bar{R}_{i+1} = \begin{cases} \bar{R}_i & \text{w.p. } \frac{1+\rho^k}{2} \\ -\bar{R}_i & \text{w.p. } \frac{1-\rho^k}{2} \end{cases} \quad (148)$$

is the gain (average of the signs) of the  $i$ th block, and

$$\bar{Z}_i := \frac{1}{k} \sum_{j \in \mathcal{I}_i} Z_j \sim N\left(0, \frac{1}{k} \cdot I_d\right) \quad (149)$$

is a averaged Gaussian noise. Thus, there are  $\ell$  samples in the equivalent model, and the flip probability is  $\bar{\delta} := \frac{1-\rho^k}{2}$ , which is closer to  $\frac{1}{2}$  compared to the flip probability in the original model,  $\delta = \frac{1-\rho}{2}$ . We note that there are two differences compared to the model used by the estimator in Section 2. First, due to the information supplied from the genie, here the average gain is  $\bar{R}_i \in \{-1, 1\}$  with probability 1, to wit  $|\bar{R}_i|$  never drops below 1; Second, there is no randomization between the blocks. In the definition of the estimator in Section 2 we indeed had the freedom to randomize the first sign in each block in order to make the blocks statistically independent, whereas here, in an impossibility bound, it is possible that statistical dependence between the blocks may result improved estimation rates (though as we shall see, this is essentially not the case). In what follows, we denote by  $\bar{P}_\theta^{(\ell)}$  the probability distribution of  $\bar{Y}_1^\ell$  under the model (147) with flip probability  $\bar{\delta}$  (i.e., as with signs as in (148)). At this point, the trade-off involved in an optimal choice of  $k$  is already apparent – as the block length  $k$  increases, the dependence between the blocks, as reflected by the flip probability  $\bar{\delta} = \frac{1-\rho^k}{2}$ , decreases. On the other hand, the largest lower bound is attained when the genie reveals minimal information, that is, when  $k$  is minimal. Our choice of  $k$  is thus essentially the minimal value required so that  $\frac{1-\rho^k}{2} \rightarrow \frac{1}{2}$ , and specifically chosen as  $k = \frac{\log(n)}{\delta}$ .

**Second step (change of measure):** We denote by  $p_\delta(s_1^\ell) = \mathbb{P}[S_1^\ell = s_1^\ell]$  the probability distribution of  $\ell$  sign samples drawn according to the law of a homogeneous binary symmetric Markov chain with  $\mathbb{P}[S_0 = 1] = 1/2$  and flip probability  $\delta$ . Note that  $p_{1/2}(s_1^\ell)$  is then an i.i.d. model, with uniform random signs. The next lemma uniformly bounds the ratio between  $p_\delta(s_1^\ell)$  and  $p_{1/2}(s_1^\ell)$  when  $\delta$  is close to  $1/2$ , as was obtained in the first step.

**Lemma 13.** *Let  $S_0^\ell \in \{-1, 1\}^{\ell+1}$  be a homogeneous binary symmetric Markov chain with  $\mathbb{P}[S_0 = 1] = 1/2$  and flip probability  $\delta \in [0, \frac{1}{2}]$ , and let  $p_\delta(s_1^\ell) = \mathbb{P}[S_1^\ell = s_1^\ell]$ . Furthermore, for  $\bar{\delta} = \frac{1-\rho^k}{2}$  where  $\rho = 1 - 2\delta$  and  $k = \frac{\log(n)}{\delta}$  it holds that*

$$1 - \frac{1}{n} \leq \frac{p_{\bar{\delta}}(s_1^\ell)}{p_{1/2}(s_1^\ell)} \leq 1 + \frac{2}{n}. \quad (150)$$

*Proof.* Note that  $p_{1/2}(s_1^\ell) = \frac{1}{2^\ell}$  for all  $s_1^\ell \in \{-1, 1\}^\ell$ . Then, since  $\delta \in [0, \frac{1}{2}]$ , letting  $\rho = 1 - 2\delta$ ,

$$p_\delta(s_1^\ell) \leq (1 - \delta)^\ell = \left(\frac{1 + \rho}{2}\right)^\ell = p_{1/2}(s_1^\ell) (1 + \rho)^\ell = p_{1/2}(s_1^\ell) (2 - 2\delta)^\ell \quad (151)$$

and

$$p_\delta(s_1^\ell) \geq \delta^\ell = \left(\frac{1 - \rho}{2}\right)^\ell = p_{1/2}(s_1^\ell) (1 - \rho)^\ell = p_{1/2}(s_1^\ell) (2\delta)^\ell. \quad (152)$$

It this holds that

$$(2\delta)^\ell \leq \frac{p_\delta(s_1^\ell)}{p_{1/2}(s_1^\ell)} \leq (2 - 2\delta)^\ell. \quad (153)$$

Substituting  $\delta = \bar{\delta} = \frac{1 - \rho^k}{2}$ , the upper bound on  $\frac{p_{\bar{\delta}}(s_1^\ell)}{p_{1/2}(s_1^\ell)}$  is further upper bounded as

$$(1 + \rho^k)^\ell = \left(1 + (1 - 2\bar{\delta})^{\frac{\log(n)}{\bar{\delta}}}\right)^\ell \quad (154)$$

$$\stackrel{(a)}{\leq} \left(1 + \frac{1}{n^2}\right)^\ell \quad (155)$$

$$\leq \left(1 + \frac{1}{n^2}\right)^n \quad (156)$$

$$\stackrel{(a)}{\leq} e^{1/n} \quad (157)$$

$$\stackrel{(b)}{\leq} 1 + \frac{2}{n}, \quad (158)$$

where both transitions denoted (a) follow from  $1 + x \leq e^x$  for  $x \in \mathbb{R}$ , and (b) follows from  $e^x \leq 1 + 2x$  for  $x \in [0, 1]$ . Similarly, the lower bound on  $\frac{p_{\bar{\delta}}(s_1^\ell)}{p_{1/2}(s_1^\ell)}$  is further lower bounded as

$$(1 - \rho^k)^\ell = \left(1 - (1 - 2\bar{\delta})^{\frac{\log(n)}{\bar{\delta}}}\right)^\ell \quad (159)$$

$$\stackrel{(a)}{\geq} \left(1 - \frac{1}{n^2}\right)^\ell \quad (160)$$

$$\geq \left(1 - \frac{1}{n^2}\right)^n \quad (161)$$

$$\stackrel{(b)}{\geq} 1 - \frac{1}{n}, \quad (162)$$

where (a) follows again from  $1 + x \leq e^x$  for  $x \in \mathbb{R}$ , and (b) follows from Bernoulli's inequality  $(1 - x)^r \geq 1 - rx$  for  $x \in [0, 1]$  and  $r \geq 1$ .  $\square$

Let  $\tilde{P}_\theta^{(\ell)}$  denote the Gaussian mixture model (i.e., with flip probability 1/2) corresponding to  $\ell$  samples with means at  $\pm\theta \in \mathbb{R}^d$ , and note that it has the same  $\ell$  marginal distributions as the genie-aided reduced model  $\bar{P}_\theta^{(\ell)}$  (with flip probability  $\bar{\delta}$ ). As discussed, the probability distributions  $\tilde{P}_\theta^{(\ell)}$  and  $\bar{P}_\theta^{(\ell)}$  are close. The following lemma provides a change-of-measure bound on the KL divergence for this case.

**Lemma 14.** *Let  $U_1^\ell$  (resp.  $V_1^\ell$ ) be distributed according to a probability distribution  $P \equiv P_{U_1 \dots U_\ell}$  (resp.  $Q \equiv Q_{U_1 \dots U_\ell}$ ) on  $(\mathbb{R}^d)^\ell$ , and let  $\tilde{P} \equiv \tilde{P}_{U_1 \dots U_\ell} := \prod_{i=1}^n P_{U_i}$  and  $\tilde{Q} \equiv \tilde{Q}_{V_1 \dots V_\ell} := \prod_{i=1}^n Q_{V_i}$  be the product distributions of their marginal distributions. Let*

$$\beta_P := \sup_{u_1^\ell \in (\mathbb{R}^d)^\ell} \left( \frac{P_{U_1 \dots U_\ell}(u_1^\ell)}{\tilde{P}_{U_1 \dots U_\ell}(u_1^\ell)} \right) \quad (163)$$

and

$$\beta_Q := \sup_{u_1^\ell \in (\mathbb{R}^d)^\ell} \left( \frac{\tilde{Q}_{V_1 \dots V_\ell}(u_1^\ell)}{Q_{V_1 \dots V_\ell}(u_1^\ell)} \right). \quad (164)$$

Then,

$$D_{\text{KL}}(P \parallel Q) \leq D_{\text{KL}}(\tilde{P} \parallel \tilde{Q}) + \log(\beta_P \cdot \beta_Q). \quad (165)$$

*Proof.* Since  $\tilde{Q}$  is a product distribution, and since  $P$  and  $\tilde{P}$  have the same marginal distributions on  $\mathbb{R}^d$  (at each time point) then

$$\begin{aligned} & \int P_{U_1 \dots U_\ell}(u_1^\ell) \log \left( \frac{1}{\tilde{Q}_{V_1 \dots V_\ell}(u_1^\ell)} \right) du_1^\ell \\ &= \sum_{i=1}^{\ell} \int P_{U_1 \dots U_\ell}(u_1^\ell) \log \left( \frac{1}{\tilde{Q}_{V_i}(u_i)} \right) du_1^\ell \end{aligned} \quad (166)$$

$$= \sum_{i=1}^{\ell} \int P_{U_i}(u_i) \log \left( \frac{1}{\tilde{Q}_{V_i}(u_i)} \right) du_i \quad (167)$$

$$= \sum_{i=1}^{\ell} \int \tilde{P}_{U_i}(u_i) \log \left( \frac{1}{\tilde{Q}_{V_i}(u_i)} \right) du_i \quad (168)$$

$$= \sum_{i=1}^{\ell} \int \tilde{P}_{U_1 \dots U_\ell}(u_1^\ell) \log \left( \frac{1}{\tilde{Q}_{V_i}(u_i)} \right) du_1^\ell \quad (169)$$

$$= \int \tilde{P}_{U_1 \dots U_\ell}(u_1^\ell) \log \left( \frac{1}{\tilde{Q}_{V_1 \dots V_\ell}(u_1^\ell)} \right) du_1^\ell. \quad (170)$$

Using similar reasoning

$$\begin{aligned} & \int \tilde{P}_{U_1 \dots U_\ell}(u_1^\ell) \log \left( \tilde{P}_{U_1 \dots U_\ell}(u_1^\ell) \right) du_1^\ell \\ &= \sum_{i=1}^{\ell} \int \tilde{P}_{U_1 \dots U_\ell}(u_1^\ell) \log \left( \tilde{P}_{U_i}(u_i) \right) du_1^\ell \end{aligned} \quad (171)$$

$$= \sum_{i=1}^{\ell} \int \tilde{P}_{U_i}(u_i) \log \left( \tilde{P}_{U_i}(u_i) \right) du_i \quad (172)$$

$$= \sum_{i=1}^{\ell} \int P_{U_i}(u_i) \log \left( \tilde{P}_{U_i}(u_i) \right) du_i \quad (173)$$

$$= \sum_{i=1}^{\ell} \int P_{U_1 \dots U_\ell}(u_1^\ell) \log \left( \tilde{P}_{U_i}(u_i) \right) du_1^\ell \quad (174)$$

$$= \int P_{U_1 \dots U_\ell}(u_1^\ell) \log \left( \tilde{P}_{U_1 \dots U_\ell}(u_1^\ell) \right) du_1^\ell \quad (175)$$

$$= \int P_{U_1 \dots U_\ell}(u_1^\ell) \log \left( P_{U_1 \dots U_\ell}(u_1^\ell) \right) du_1^\ell + \int P_{U_1 \dots U_\ell}(u_1^\ell) \log \left( \frac{\tilde{P}_{U_1 \dots U_\ell}(u_1^\ell)}{P_{U_1 \dots U_\ell}(u_1^\ell)} \right) du_1^\ell. \quad (176)$$

Combining (170) and (176) results the following bound

$$\begin{aligned} & D_{\text{KL}}(P \parallel Q) \\ &= \int P_{U_1 \dots U_\ell}(u_1^\ell) \log \left( \frac{P_{U_1 \dots U_\ell}(u_1^\ell)}{Q_{V_1 \dots V_\ell}(u_1^\ell)} \right) du_1^\ell \end{aligned} \quad (177)$$

$$= \int P_{U_1 \dots U_\ell}(u_1^\ell) \log \left( \frac{P_{U_1 \dots U_\ell}(u_1^\ell)}{Q_{V_1 \dots V_\ell}(u_1^\ell)} \right) du_1^\ell + \int P_{U_1 \dots U_\ell}(u_1^\ell) \log \left( \frac{\tilde{Q}_{V_1 \dots V_\ell}(u_1^\ell)}{Q_{V_1 \dots V_\ell}(u_1^\ell)} \right) du_1^\ell \quad (178)$$

$$= \int \tilde{P}_{U_1 \dots U_\ell}(u_1^\ell) \log \left( \tilde{P}_{U_1 \dots U_\ell}(u_1^\ell) \right) du_1^\ell - \int P_{U_1 \dots U_\ell}(u_1^\ell) \log \left( \frac{\tilde{P}_{U_1 \dots U_\ell}(u_1^\ell)}{P_{U_1 \dots U_\ell}(u_1^\ell)} \right) du_1^\ell$$

$$+ \int P_{U_1 \dots U_\ell}(u_1^\ell) \log \left( \frac{1}{\tilde{Q}_{V_1 \dots V_\ell}(u_1^\ell)} \right) du_1^\ell + \int P_{U_1 \dots U_\ell}(u_1^\ell) \log \left( \frac{\tilde{Q}_{V_1 \dots V_\ell}(u_1^\ell)}{Q_{V_1 \dots V_\ell}(u_1^\ell)} \right) du_1^\ell \quad (179)$$

$$\leq \text{D}_{\text{KL}} \left( \tilde{P} \parallel \tilde{Q} \right) + \sup_{u_1^\ell \in (\mathbb{R}^d)^\ell} \log \left( \frac{P_{U_1 \dots U_\ell}(u_1^\ell)}{\tilde{P}_{U_1 \dots U_\ell}(u_1^\ell)} \right) + \sup_{u_1^\ell \in (\mathbb{R}^d)^\ell} \log \left( \frac{\tilde{Q}_{V_1 \dots V_\ell}(u_1^\ell)}{Q_{V_1 \dots V_\ell}(u_1^\ell)} \right), \quad (180)$$

as claimed by the lemma.  $\square$

**Third step (bound on the chi-square divergence):** Let  $\varphi(y; \theta, \sigma^2)$  be the Gaussian PDF with mean  $\theta \in \mathbb{R}^d$  and covariance matrix  $\sigma^2 \cdot I_d$ . The next lemma bounds the chi-square divergence between a pair of such distributions with different means. Originally, a bound of this order was established in [Wu and Zhou, 2019, proof of Lemma 27] on the KL divergence, by splitting the first coordinate (which is assumed, w.l.o.g., to contain the signal) and the other  $d - 1$  coordinates, using the chain rule, and then bounding each of the two KL terms with the corresponding chi-square divergence. Here we provide a direct upper bound on the chi-square divergence, which does not rely on splitting between the coordinates of the mean vector, and which might be of independent use in future works.

**Lemma 15.** *Let  $\tilde{P}_\theta = \frac{1}{2}N(\theta, \sigma^2 \cdot I_d) + \frac{1}{2}N(-\theta, \sigma^2 \cdot I_d)$  be a balanced Gaussian mixture with means at  $\pm\theta \in \mathbb{R}^d$ . Then, if  $\|\theta_0\| = \|\theta_1\| = t \leq \sigma$ , then*

$$\chi^2(\tilde{P}_{\theta_1} \parallel \tilde{P}_{\theta_0}) \leq \frac{8t^2}{\sigma^4} \cdot \|\theta_0 - \theta_1\|^2. \quad (181)$$

*Proof.* For any  $y \in \mathbb{R}^d$ ,

$$\tilde{P}_\theta(y) = \frac{1}{2} \frac{1}{(2\pi\sigma^2)^{d/2}} e^{-\frac{\|y-\theta\|^2}{2\sigma^2}} + \frac{1}{2} \frac{1}{(2\pi\sigma^2)^{d/2}} e^{-\frac{\|y+\theta\|^2}{2\sigma^2}} \quad (182)$$

$$= \varphi(y; 0, \sigma^2) \cdot e^{-\frac{\|\theta\|^2}{2\sigma^2}} \cdot \cosh \left( \frac{\theta^\top y}{\sigma^2} \right). \quad (183)$$

Then,

$$\begin{aligned} & \chi^2 \left( \tilde{P}_{\theta_1} \parallel \tilde{P}_{\theta_0} \right) \\ &= \int \frac{\left[ \varphi(y; 0, \sigma^2) e^{-\frac{\|\theta_1\|^2}{2\sigma^2}} \cdot \cosh \left( \frac{\theta_1^\top y}{\sigma^2} \right) - \varphi(y; 0, \sigma^2) e^{-\frac{\|\theta_0\|^2}{2\sigma^2}} \cdot \cosh \left( \frac{\theta_0^\top y}{\sigma^2} \right) \right]^2}{\varphi(y; 0, \sigma^2) \cdot e^{-\frac{\|\theta_0\|^2}{2\sigma^2}} \cosh \left( \frac{\theta_0^\top y}{\sigma^2} \right)} \cdot dy \quad (184) \end{aligned}$$

$$= e^{\frac{\|\theta_0\|^2}{2\sigma^2}} \int \varphi(y; 0, \sigma^2) \frac{\left[ e^{-\frac{\|\theta_1\|^2}{2\sigma^2}} \cdot \cosh \left( \frac{\theta_1^\top y}{\sigma^2} \right) - e^{-\frac{\|\theta_0\|^2}{2\sigma^2}} \cdot \cosh \left( \frac{\theta_0^\top y}{\sigma^2} \right) \right]^2}{\cosh \left( \frac{\theta_0^\top y}{\sigma^2} \right)} \cdot dy \quad (185)$$

$$\stackrel{(a)}{\leq} e^{\frac{\|\theta_0\|^2}{2\sigma^2}} \cdot \int \varphi(y; 0, \sigma^2) \left[ e^{-\frac{\|\theta_1\|^2}{2\sigma^2}} \cdot \cosh \left( \frac{\theta_1^\top y}{\sigma^2} \right) - e^{-\frac{\|\theta_0\|^2}{2\sigma^2}} \cdot \cosh \left( \frac{\theta_0^\top y}{\sigma^2} \right) \right]^2 \cdot dy \quad (186)$$

$$\begin{aligned} &= e^{\frac{\|\theta_0\|^2}{2\sigma^2}} \cdot \int \varphi(y; 0, \sigma^2) e^{-\frac{\|\theta_1\|^2}{\sigma^2}} \cdot \cosh^2 \left( \frac{\theta_1^\top y}{\sigma^2} \right) \cdot dy \\ &\quad - 2e^{\frac{\|\theta_0\|^2}{2\sigma^2}} \cdot \int \varphi(y; 0, \sigma^2) e^{-\frac{\|\theta_1\|^2 + \|\theta_0\|^2}{2\sigma^2}} \cosh \left( \frac{\theta_1^\top y}{\sigma^2} \right) \cosh \left( \frac{\theta_0^\top y}{\sigma^2} \right) \cdot dy \\ &\quad + e^{\frac{\|\theta_0\|^2}{2\sigma^2}} \cdot \int \varphi(y; 0, \sigma^2) e^{-\frac{\|\theta_0\|^2}{\sigma^2}} \cdot \cosh^2 \left( \frac{\theta_0^\top y}{\sigma^2} \right) \cdot dy, \quad (187) \end{aligned}$$

where (a) follows since  $\cosh(x) \geq 1$  for all  $x \in \mathbb{R}$ . We next evaluate the integral for each of the terms. First, for any  $y \in \mathbb{R}^d$ ,

$$\int \varphi(y; 0, \sigma^2) \cosh^2 \left( \frac{\theta_1^\top y}{\sigma^2} \right) dy$$

$$\stackrel{(a)}{=} \int \varphi(y; 0, 1) \cdot \cosh^2 \left( \frac{\theta_1^\top y}{\sigma} \right) dy \quad (188)$$

$$\stackrel{(b)}{=} \int \varphi(t; 0, 1) \cdot \cosh^2 \left( \frac{\|\theta_1\| t}{\sigma} \right) dt \quad (189)$$

$$= \int \varphi(t; 0, 1) \left[ \frac{\exp \left( \frac{\|\theta_1\| t}{\sigma} \right) + \exp \left( -\frac{\|\theta_1\| t}{\sigma} \right)}{2} \right]^2 dt \quad (190)$$

$$= \int \varphi(t; 0, 1) \frac{\exp \left( 2 \frac{\|\theta_1\| t}{\sigma} \right) + 2 + \exp \left( -2 \frac{\|\theta_1\| t}{\sigma} \right)}{4} dt \quad (191)$$

$$\stackrel{(c)}{=} \frac{1}{2} + \frac{1}{2} \cdot e^{2 \frac{\|\theta_1\|^2}{\sigma^2}} \quad (192)$$

$$= e^{\frac{\|\theta_1\|^2}{\sigma^2}} \cosh \left( \frac{\|\theta_1\|^2}{\sigma^2} \right), \quad (193)$$

where (a) follows from the change of variables  $y \rightarrow \frac{y}{\sigma}$ , (b) follows from the rotational invariance of the Gaussian PDF  $\varphi(y; 0, \sigma^2)$ , we may assume that  $\theta_1 = (\|\theta_1\|, 0, 0, \dots, 0)$ , setting  $t \in \mathbb{R}$  to be the first coordinate of  $y$ , and integrating over all other  $d-1$  coordinates, and (c) follows from the Gaussian moment-generating function formula. The third term in the integral is similarly evaluated. For the second term,

$$\int \varphi(y; 0, \sigma^2) \left[ 2 \cosh \left( \frac{\theta_1^\top y}{\sigma^2} \right) \cosh \left( \frac{\theta_0^\top y}{\sigma^2} \right) \right] \cdot dy$$

$$\stackrel{(a)}{=} \int \varphi(y; 0, 1) \left[ 2 \cosh \left( \frac{\theta_1^\top y}{\sigma} \right) \cosh \left( \frac{\theta_0^\top y}{\sigma} \right) \right] \cdot dy \quad (194)$$

$$\stackrel{(b)}{=} \int \varphi(y; 0, 1) \cosh \left( \frac{(\theta_1 + \theta_0)^\top y}{\sigma} \right) \cdot dy + \int \varphi(y; 0, 1) \cosh \left( \frac{(\theta_1 - \theta_0)^\top y}{\sigma} \right) \cdot dy \quad (195)$$

$$\stackrel{(c)}{=} \int \varphi(t; 0, 1) \cosh \left( \frac{\|\theta_1 + \theta_0\| t}{\sigma} \right) \cdot dt + \int \varphi(t; 0, 1) \cosh \left( \frac{\|\theta_1 - \theta_0\| t}{\sigma} \right) \cdot dt \quad (196)$$

$$\stackrel{(d)}{=} e^{\frac{\|\theta_1 + \theta_0\|^2}{2\sigma^2}} + e^{\frac{\|\theta_1 - \theta_0\|^2}{2\sigma^2}} \quad (197)$$

$$= e^{\frac{\|\theta_0\|^2 + \|\theta_1\|^2}{2\sigma^2}} \cdot \left[ e^{\frac{\theta_1^\top \theta_0}{\sigma^2}} + e^{-\frac{\theta_1^\top \theta_0}{\sigma^2}} \right] \quad (198)$$

$$= e^{\frac{\|\theta_0\|^2 + \|\theta_1\|^2}{2\sigma^2}} \cdot 2 \cosh \left( \frac{\theta_1^\top \theta_0}{\sigma^2} \right). \quad (199)$$

where (a) follows from the change of variables  $y \rightarrow \frac{y}{\sigma}$ , (b) follows from the identity  $2 \cosh(x) \cosh(y) = \cosh(x+y) + \cosh(x-y)$ , and (c) follows from rotational invariance, and (d) follows from

$$\int \varphi(t; 0, 1) \cosh(at) dt = \int \varphi(t; 0, 1) \frac{e^{at} + e^{-at}}{2} dt = e^{\frac{a^2}{2}}. \quad (200)$$

Continuing (187), we thus have

$$\chi^2 \left( \tilde{P}_{\theta_1} \parallel \tilde{P}_{\theta_0} \right) \leq e^{\frac{\|\theta_0\|^2}{2\sigma^2}} \cdot \left[ \cosh \left( \frac{\|\theta_1\|^2}{\sigma^2} \right) - 2 \cosh \left( \frac{\theta_1^\top \theta_0}{\sigma^2} \right) + \cosh \left( \frac{\|\theta_0\|^2}{\sigma^2} \right) \right]. \quad (201)$$

Now,  $\frac{d}{dx} \cosh(x) = \sinh(x)$  and  $\frac{d^2}{dx^2} \cosh(x) = \cosh(x)$ . In addition, if  $0 \leq x \leq 1$  then it can be easily verified that  $\sinh(x) \leq 2x$ . Thus, if  $0 \leq x \leq y \leq 1$  then

$$\cosh(y) - \cosh(x) = \int_x^y \frac{d}{dr} \cosh(r) dr = \int_x^y \sinh(r) dr \leq \int_x^y 2r dr = y^2 - x^2. \quad (202)$$

Moreover,  $e^x \leq 1 + 2x$  for  $x \in [0, 1]$ . Thus, if we assume  $\|\theta_0\| = \|\theta_1\| \leq \sigma$  we may further upper bound (201) as

$$\chi^2 \left( \tilde{P}_{\theta_1} \parallel \tilde{P}_{\theta_0} \right)$$

$$\leq e^{\frac{\|\theta_0\|^2}{2\sigma^2}} \cdot \left[ \cosh\left(\frac{\|\theta_0\|^2}{\sigma^2}\right) - \cosh\left(\frac{|\theta_1^\top \theta_0|}{\sigma^2}\right) + \cosh\left(\frac{\|\theta_0\|^2}{\sigma^2}\right) - \cosh\left(\frac{|\theta_1^\top \theta_0|}{\sigma^2}\right) \right] \quad (203)$$

$$\stackrel{(a)}{\leq} 2 \cdot \left[ \cosh\left(\frac{\|\theta_0\|^2}{\sigma^2}\right) - \cosh\left(\frac{|\theta_1^\top \theta_0|}{\sigma^2}\right) + \cosh\left(\frac{\|\theta_0\|^2}{\sigma^2}\right) - \cosh\left(\frac{|\theta_1^\top \theta_0|}{\sigma^2}\right) \right] \quad (204)$$

$$\stackrel{(b)}{\leq} 2 \cdot \frac{\|\theta_1\|^4 - (\theta_1^\top \theta_0)^2 + \|\theta_0\|^4 - (\theta_1^\top \theta_0)^2}{\sigma^4}, \quad (205)$$

where (a) follows since  $e^{\frac{\|\theta_0\|^2}{2\sigma^2}} \leq 2$  under the assumption  $\|\theta_0\|^2 \leq \sigma^2$ , (b) follows from (202). Now, the numerator of (205) is further upper bounded as

$$\|\theta_1\|^4 - 2(\theta_1^\top \theta_0)^2 + \|\theta_0\|^4 \quad (206)$$

$$= (\theta_1^\top \theta_1)^2 - (\theta_1^\top \theta_0)(\theta_0^\top \theta_1) - (\theta_0^\top \theta_1)(\theta_1^\top \theta_0) + (\theta_0^\top \theta_0)^2 \quad (207)$$

$$= \text{Tr} [\theta_0 \theta_0^\top \theta_0 \theta_0^\top - \theta_0 \theta_0^\top \theta_1 \theta_1^\top - \theta_1 \theta_1^\top \theta_0 \theta_0^\top + \theta_1 \theta_1^\top \theta_1 \theta_1^\top] \quad (208)$$

$$= \text{Tr}[(\theta_0 \theta_0^\top - \theta_1 \theta_1^\top)^2] \quad (209)$$

$$= \|\theta_0 \theta_0^\top - \theta_1 \theta_1^\top\|_F^2 \quad (210)$$

$$= \|\theta_0 \theta_0^\top - \theta_0 \theta_1^\top + \theta_0 \theta_1^\top - \theta_1 \theta_1^\top\|_F^2 \quad (211)$$

$$\leq 2\|\theta_0 \theta_0^\top - \theta_0 \theta_1^\top\|_F^2 + 2\|\theta_0 \theta_1^\top - \theta_1 \theta_1^\top\|_F^2 \quad (212)$$

$$= 2\|\theta_0\|^2 \cdot \|\theta_0 - \theta_1\|^2 + 2\|\theta_1\|^2 \cdot \|\theta_0 - \theta_1\|^2, \quad (213)$$

where the inequality follows from  $\|A + B\|_F^2 \leq 2\|A\|_F^2 + 2\|B\|_F^2$ . Inserting this bound into (205), and using  $\|\theta_0\| = \|\theta_1\| = t$  results the bound (181).  $\square$

With the results of the three steps at hand, we may complete the proof of Theorem 2.

*Proof of Theorem 2.* Recall that we assume the low-dimension regime  $3 \leq d \leq \delta n$ . The condition  $d \geq 3$  can be relaxed to  $d \geq 2$ , as promised in Theorem 2, using a different construction of the packing set. We leave this refinement to the end of this section. If  $t \geq \sqrt{\delta}$  then the lower bound for the Gaussian location model (5) implies a bound of  $\Theta(\sqrt{\frac{d}{n}})$ . This can be verified by separately checking the only two cases  $t \geq \sqrt{\frac{d}{n}} \geq \sqrt{\delta}$  and  $t \geq \sqrt{\delta} \geq \sqrt{\frac{d}{n}}$  possible in the low dimension regime. We thus henceforth may concentrate on the regime  $t \leq \sqrt{\delta}$ . To continue, we henceforth assume the slightly stronger requirement  $t \leq \sqrt{\frac{\delta}{\log n}} = \sqrt{\frac{1}{k}}$ , where  $\frac{1}{k}$  is the variance in the genie-aided reduced model.

Let  $\bar{\delta} = \frac{1-\rho^k}{2}$  and recall that  $\bar{P}_{\theta_m}^{(\ell)}$  is the Gaussian model with Markovian signs with flip probability  $\bar{\delta}$ . Further let  $\varphi(y_1^\ell; \mu)$  be the Gaussian PDF for  $\ell$  samples from a  $d_0$ -dimensional model with mean  $\mu \in (\mathbb{R}^{d_0})^\ell$  and covariance matrix  $\Sigma = \frac{1}{k} I_{d_0} \otimes I_\ell \in \mathbb{R}_+^{d_0 \ell \times d_0 \ell}$ . With this notation, it holds that

$$\bar{P}_{\theta_m}^{(\ell)}(y_1^\ell) = \sum_{r_1^\ell \in \{-1,1\}^\ell} p_{\bar{\delta}}(r_1^\ell) \cdot \varphi(y_1^\ell; r_1^\ell \otimes \theta_m). \quad (214)$$

Similarly, let  $\tilde{P}_{\theta_m}^{(\ell)}$  be the Gaussian model with Markovian signs with flip probability  $1/2$ , that is, a Gaussian mixture model (which is, in fact, memoryless),

$$\tilde{P}_{\theta_m}^{(\ell)}(y_1^\ell) = \sum_{r_1^\ell \in \{-1,1\}^\ell} p_{1/2}(r_1^\ell) \cdot \varphi(y_1^\ell; r_1^\ell \otimes \theta_m) \quad (215)$$

$$= \prod_{i=1}^{\ell} \left[ \frac{1}{2} \varphi(y_i; \theta_m) + \frac{1}{2} \varphi(y_i; -\theta_m) \right]. \quad (216)$$

Now, Lemma 13 implies that

$$1 - \frac{1}{n} \leq \min_{r_1^\ell \in \{-1,1\}^\ell} \frac{p_{\bar{\delta}}(r_1^\ell)}{p_{1/2}(r_1^\ell)} \leq \frac{\bar{P}_{\theta_m}^{(\ell)}(y_1^\ell)}{\tilde{P}_{\theta_m}^{(\ell)}(y_1^\ell)} \leq \max_{r_1^\ell \in \{-1,1\}^\ell} \frac{p_{\bar{\delta}}(r_1^\ell)}{p_{1/2}(r_1^\ell)} \leq 1 + \frac{2}{n}, \quad (217)$$



and hence

$$D_{\text{KL}}\left(\bar{P}_{\theta_m}^{(\ell)} \parallel \bar{P}_{\theta_0}^{(\ell)}\right) \stackrel{(a)}{\leq} D_{\text{KL}}\left(\tilde{P}_{\theta_m}^{(\ell)} \parallel \tilde{P}_{\theta_0}^{(\ell)}\right) + \log\left[\left(1 + \frac{2}{n}\right)\left(\frac{1}{1 - \frac{1}{n}}\right)\right] \quad (218)$$

$$\stackrel{(b)}{\leq} D_{\text{KL}}\left(\tilde{P}_{\theta_m}^{(\ell)} \parallel \tilde{P}_{\theta_0}^{(\ell)}\right) + 2 \log\left(1 + \frac{2}{n}\right) \quad (219)$$

$$\leq D_{\text{KL}}\left(\tilde{P}_{\theta_m}^{(\ell)} \parallel \tilde{P}_{\theta_0}^{(\ell)}\right) + \frac{4}{n} \quad (220)$$

$$\stackrel{(c)}{=} \ell \cdot D_{\text{KL}}\left(\tilde{P}_{\theta_m} \parallel \tilde{P}_{\theta_0}\right) + \frac{4}{n} \quad (221)$$

$$\stackrel{(d)}{\leq} \ell \cdot \chi^2\left(\tilde{P}_{\theta_m} \parallel \tilde{P}_{\theta_0}\right) + \frac{4}{n} \quad (222)$$

$$\stackrel{(e)}{\leq} 8 \frac{\ell t^2}{\sigma^4} \cdot \|\theta_0 - \theta_1\|^2 + \frac{4}{n} \quad (223)$$

$$\stackrel{(f)}{\leq} 32 \log(n) \cdot \frac{nt^4 \epsilon^2}{\delta} + \frac{4}{n} \quad (224)$$

where (a) follows from Lemma 14, (b) follows since  $\frac{1}{1 - \frac{1}{n}} \leq 1 + \frac{2}{n}$  for  $n \geq 2$ , (c) follows from the tensorization property of the KL divergence, (d) follows from the fact (cf. [Tsybakov, 2008, Eq. (2.27)]) that  $D_{\text{KL}}(P \parallel Q) \leq \chi^2(P \parallel Q)$  for any pair of probability measures  $P$  and  $Q$ , (e) follows from Lemma 15, and (f) follows from property (iv) of the packing set  $\|\theta_0 - \theta_1\|^2 \leq 4t^2 \epsilon^2$  and  $\sigma^2 = \frac{1}{k} = \frac{\delta}{\log n}$  and  $\ell = \frac{n}{k}$ .

Recall that from Fano's argument (143), the largest  $\epsilon > 0$  so that  $D_{\text{KL}}(\bar{P}_{\theta_m}^{(\ell)} \parallel \bar{P}_{\theta_0}^{(\ell)}) \leq \frac{d}{16}$  assures the bound  $M(n, d, \delta, t) \geq \frac{\epsilon t}{128}$ . Assuming that  $\frac{4}{n} \leq \frac{d}{32}$ , that is  $n \geq \frac{128}{d}$ , this will occur if  $32 \log(n) \cdot \frac{nt^4 \epsilon^2}{\delta} \leq \frac{d}{32}$ . This can be achieved by the choice  $\epsilon = \frac{1}{32 \sqrt{\log(n)}} \cdot \min\left\{1, \frac{1}{t^2} \sqrt{\frac{d\delta}{n}}\right\}$ . Using this value in the Fano's based bound then completes the proof of the theorem.  $\square$

**Relaxing  $d \geq 3$  to  $d \geq 2$**  In the above proof, we assumed that  $d \geq 3$ . This condition can be relaxed to  $d \geq 2$  by using a more careful construction of the packing set.

**Lemma 16.** *Let  $d \geq 2$  be an integer and  $\alpha \in (0, \frac{\pi}{2}]$  be an angle. Then there exists a  $(2 \sin(\frac{\alpha}{2}))$ -packing on  $\mathbb{S}^{d-1}$  of size at least  $\frac{\cos(\alpha)}{\sin^{d-1}(\alpha)}$ .*

*Proof.* We will greedily construct the desired packing set. Let  $\Delta = 2 \sin(\frac{\alpha}{2})$ . Start with an arbitrary point on  $\mathbb{S}^{d-1}$ . In each of the following steps, put into the packing set another arbitrary point that is  $\Delta$ -far from any existing points in the packing set and their antipodal points. Repeat this process until no more points can be put without violating the distance guarantee. Note that this construction guarantees that for any pair of distinct points  $\theta, \theta'$  in the packing set,

$$\text{loss}(\theta, \theta') = \min\{\|\theta - \theta'\|, \|\theta + \theta'\|\} > 2 \sin\left(\frac{\alpha}{2}\right) = \Delta. \quad (225)$$

We then lower bound the cardinality of the above packing set. For  $\alpha \in [0, \frac{\pi}{2}]$ , let  $S(\alpha)$  denote the surface area of a spherical cap on  $\mathbb{S}^{d-1}$  of angular radius  $\alpha$ . For  $\theta \in \mathbb{S}^{d-1}$  and  $\alpha \in [0, \frac{\pi}{2}]$ , let  $\mathbb{K}(\theta, \alpha) := \{\theta' \in \mathbb{S}^{d-1} : |\langle \theta, \theta' \rangle| \geq \cos(\alpha)\}$  denote the union of two spherical caps centered around  $\theta$  and  $-\theta$ , respectively, of angular radius  $\alpha$  each. Note that each new point  $\theta$  in the construction induces a *forbidden region* on  $\mathbb{S}^{d-1}$  of surface area at most  $|\mathbb{K}(\theta, \alpha)| = 2S(\alpha)$  in which following points cannot lie, since any point within  $\mathbb{K}(\theta, \alpha)$  has distance at most  $2 \sin(\frac{\alpha}{2}) = \Delta$  to either  $\theta$  or  $-\theta$ . Also, the surface area of the forbidden region is *upper* bounded by  $2S(\alpha)$  since  $\mathbb{K}(\theta, \alpha)$  may overlap with  $\mathbb{K}(\theta', \alpha)$  for some previous  $\theta'$ . Therefore, by the step at which the greedy construction terminates, one must have put at least  $\frac{2S(\frac{\pi}{2})}{2S(\alpha)} = \frac{S(\frac{\pi}{2})}{S(\alpha)}$  many points, where the numerator is nothing but the surface area of  $\mathbb{S}^{d-1}$ . [Blachman and Few, 1963, Eq. (1)] upper bounds the area ratio between

two spherical caps on  $\mathbb{S}^{d-1}$  as follows:

$$\frac{S(\alpha)}{S(\beta)} = \frac{\int_0^\alpha \sin^{d-2}(x) dx}{\int_0^\beta \sin^{d-2}(x) dx} \leq \sec(\alpha) \cdot \frac{\sin^{d-1}(\alpha)}{\sin^{d-1}(\beta)}. \quad (226)$$

Using this bound, we conclude that the cardinality of the constructed packing set is at least  $\frac{\cos(\alpha)}{\sin^{d-1}(\alpha)}$ , which finishes the proof.  $\square$

By Lemma 16, a  $\Delta$ -packing set can be obtained by setting  $2 \sin\left(\frac{\alpha}{2}\right) = \Delta$ . Therefore,

$$\sin\left(\frac{\alpha}{2}\right) = \frac{\Delta}{2}, \quad \cos\left(\frac{\alpha}{2}\right) = \sqrt{1 - \frac{\Delta^2}{4}}, \quad (227)$$

$$\sin(\alpha) = 2 \sin\left(\frac{\alpha}{2}\right) \cos\left(\frac{\alpha}{2}\right) = \Delta \sqrt{1 - \frac{\Delta^2}{4}}, \quad \cos(\alpha) = 1 - 2 \sin^2\left(\frac{\alpha}{2}\right) = 1 - \frac{\Delta^2}{2}, \quad (228)$$

and the cardinality of the packing set is at least

$$\left(1 - \frac{\Delta^2}{2}\right) \left(\Delta \sqrt{1 - \frac{\Delta^2}{4}}\right)^{-(d-1)}. \quad (229)$$

Setting  $\Delta \sqrt{1 - \frac{\Delta^2}{4}} = \frac{1}{8}$ , we have  $\Delta = \frac{1}{2} \sqrt{8 - 3\sqrt{7}} \geq \frac{1}{8}$  and we get a  $\frac{1}{8}$ -packing set  $\Theta_M = \{\theta_m\}_{m \in [M]}$  of size at least  $M \geq \frac{3\sqrt{7}}{8} \cdot 8^{-(d-1)} \geq 0.99 \cdot 8^{-(d-1)}$ .

The above construction can be used in place of the one described at the beginning of Appendix B.2. The resulting lower bound on the minimax error rate follows from similar reasoning with suitably adjusted numerical constants. We sketch the rest of the proof below. By Fano's method [Wainwright, 2019, Proposition 15.2] (see also (140)),

$$M(n, d, \delta, t) \geq \frac{\epsilon t}{16} \left[ 1 - \frac{I(J; X_1^n) + \log 2}{\log M} \right] \quad (230)$$

$$\geq \frac{\epsilon t}{16} \left[ 1 - \frac{\max_{m \in [M]} \text{D}_{\text{KL}}(P_{\theta_m}^{(n)} \parallel P_{\theta_0}^{(n)}) + \log 2}{(d-1) \log 8 + \log 0.99} \right] \quad (231)$$

$$\geq \frac{\epsilon t}{16} \left[ \frac{1}{2} - 4 \cdot \frac{\max_{m \in [M]} \text{D}_{\text{KL}}(P_{\theta_m}^{(n)} \parallel P_{\theta_0}^{(n)})}{d} \right], \quad (232)$$

where the last inequality follows since  $d \geq 2$  implies (i)  $(d-1) \log 8 + \log 0.99 \geq \frac{d}{4}$ , (ii)  $\frac{\log 2}{(d-1) \log 8 + \log 0.99} \leq \frac{\log 2}{\log 8 + \log 0.99} \leq \frac{1}{2}$ . The proof of the bound  $\max_{m \in [M]} \text{D}_{\text{KL}}(P_{\theta_m}^{(n)} \parallel P_{\theta_0}^{(n)}) \leq \frac{d}{16}$  can be completely reused which implies  $M(n, d, \delta, t) \geq \frac{\epsilon t}{64}$ . The same choice of  $\epsilon$  then yields the desired lower bound on the minimax error rate in Theorem 2 for any  $d \geq 2$ .

## C Proofs for Section 3: Estimation of $\delta$ for a given estimate of $\theta_*$

### C.1 Proof of Theorem 4: Analysis of the estimator

*Proof of Theorem 4.* We first note that since the estimator (19) does not exploit the correlation between  $X_i$  and  $X_j$  for  $|i-j| \geq 2$ , we may assume that the  $n/2$  pairs of random variables  $(S_{2i-1}, S_{2i})$  are independent by multiplying each pair of samples  $(X_{2i-1}, X_{2i})$  by an i.i.d. random sign. By explicitly using  $X_i = S_i \theta_* + Z_i$  in the definition of  $\hat{\rho}$ , and using the triangle inequality, we obtain that

$$\begin{aligned} |\hat{\rho} - \rho| \leq & \left| \frac{\|\theta_*\|^2}{\|\theta_\# \|^2} \frac{2}{n} \sum_{i=1}^{n/2} S_{2i} S_{2i-1} - \rho \right| + \left| \frac{2}{\|\theta_\# \|^2 n} \sum_{i=1}^{n/2} S_{2i} \theta_*^\top Z_{2i-1} \right| \\ & + \left| \frac{2}{\|\theta_\# \|^2 n} \sum_{i=1}^{n/2} S_{2i-1} \theta_*^\top Z_{2i} \right| + \left| \frac{2}{\|\theta_\# \|^2 n} \sum_{i=1}^{n/2} Z_{2i}^\top Z_{2i-1} \right|. \quad (233) \end{aligned}$$

We begin with the analysis of the first term. We note that

$$\frac{2}{n} \sum_{i=1}^{n/2} S_{2i} S_{2i-1} \stackrel{d}{=} \frac{2}{n} \sum_{i=1}^{n/2} R_i \quad (234)$$

where

$$R_i = \begin{cases} 1, & \text{w.p. } \frac{1+\rho}{2} \\ -1, & \text{w.p. } \frac{1-\rho}{2} \end{cases} \quad (235)$$

and  $\{R_i\}_{i \in [n/2]}$  are i.i.d. with  $\mathbb{E}[R_i] = 1 - 2\delta = \rho$  and  $\mathbb{V}[R_i] = 4\delta(1 - \delta) \leq 4\delta$ . Now, the first term in (233) is bounded by

$$\begin{aligned} & \left| \frac{\|\theta_*\|^2}{\|\theta_\# \|^2} \frac{2}{n} \sum_{i=1}^{n/2} R_i - \rho \right| \\ &= \left| \left( 1 + \frac{\|\theta_*\|^2 - \|\theta_\# \|^2}{\|\theta_\# \|^2} \right) \frac{2}{n} \sum_{i=1}^{n/2} R_i - \rho \right| \end{aligned} \quad (236)$$

$$\leq \left| \frac{2}{n} \sum_{i=1}^{n/2} R_i - \rho \right| + \frac{|\|\theta_*\|^2 - \|\theta_\# \|^2|}{\|\theta_\# \|^2}, \quad (237)$$

where the last inequality follows since  $\left| \frac{2}{n} \sum_{i=1}^{n/2} R_i \right| \leq 1$ . In this last equation, the last term can be considered a bias of the estimator due to the mismatch between  $\theta_*$  and  $\theta_\#$ . Now, by Bernstein's inequality for a sum of independent, zero-mean, bounded random variables  $R_i - \mathbb{E}[R_i] \in [-2, 2]$  (cf. (323) from [Wainwright, 2019, Propostion 2.14])

$$\mathbb{P} \left[ \left| \frac{2}{n} \sum_{i=1}^{n/2} R_i - \mathbb{E}[R_i] \right| \geq t \right] \leq 2 \exp \left( - \frac{\frac{n}{2} t^2}{2(4\delta + \frac{2t}{3})} \right), \quad (238)$$

and so with probability larger than  $1 - \epsilon$

$$\left| \frac{2}{n} \sum_{i=1}^{n/2} R_i - \mathbb{E}[R_i] \right| \leq \frac{4}{3n} \log \left( \frac{2}{\epsilon} \right) + \frac{4}{3n} \sqrt{9n\delta \log \left( \frac{2}{\epsilon} \right) + \log^2 \left( \frac{2}{\epsilon} \right)} \quad (239)$$

$$\leq \sqrt{\frac{16\delta \log \left( \frac{2}{\epsilon} \right)}{n}} + \frac{8 \log \left( \frac{2}{\epsilon} \right)}{3n} \quad (240)$$

$$\leq 7 \log \left( \frac{2}{\epsilon} \right) \sqrt{\frac{\delta}{n}}, \quad (241)$$

since  $\delta \geq \frac{1}{n}$ .

The second term in (233) (and similarly, the third term in (233)) is

$$\frac{2}{\|\theta_\# \|^2 n} \sum_{i=1}^{n/2} S_{2i} \theta_\#^\top Z_{2i-1} \sim N \left( 0, \frac{2}{\|\theta_\# \|^2 n} \right). \quad (242)$$

Thus, by the standard Chernoff bound for Gaussian random variables

$$\mathbb{P} \left[ \left| \frac{2}{\|\theta_\# \|^2 n} \sum_{i=1}^{n/2} S_{2i} \theta_\#^\top Z_{2i-1} \right| > t \right] \leq 2e^{-\frac{\|\theta_\# \|^2 n t^2}{4}}, \quad (243)$$

and so with probability larger than  $1 - \epsilon$

$$\left| \frac{2}{\|\theta_\# \|^2 n} \sum_{i=1}^{n/2} S_{2i} \theta_\#^\top Z_{2i-1} \right| \leq \sqrt{\frac{4}{n \|\theta_\# \|^2} \log \left( \frac{2}{\epsilon} \right)}. \quad (244)$$

The fourth term in (233) satisfies

$$\frac{2}{\|\theta_{\#}\|^2 n} \sum_{i=1}^{n/2} Z_{2i}^\top Z_{2i-1} \stackrel{d}{=} \frac{2}{\|\theta_{\#}\|^2 n} \sum_{i=1}^{nd/2} W_i \tilde{W}_i \quad (245)$$

where  $\{W_i\}_{i \in [nd/2]}$  and  $\{\tilde{W}_i\}_{i \in [nd/2]}$  are i.i.d. and  $W_i, \tilde{W}_i \sim N(0, 1)$  are independent. It is well known [Vershynin, 2018, Lemma 2.7.7] that the product of two subGaussian random variables (even if they are not independent) is sub-exponential. Here, we have a simpler and exact characterization. Letting

$$W_i \tilde{W}_i = \left( \frac{W_i + \tilde{W}_i}{2} \right)^2 - \left( \frac{W_i - \tilde{W}_i}{2} \right)^2 \stackrel{d}{=} V_i^2 - \tilde{V}_i^2 \quad (246)$$

and since  $V_i = \frac{1}{2}(W_i + \tilde{W}_i) \sim N(0, 1)$  and  $\tilde{V}_i = \frac{1}{2}(W_i - \tilde{W}_i) \sim N(0, 1)$  are uncorrelated, they are independent. Letting  $\chi_{nd/2}^2$  and  $\tilde{\chi}_{nd/2}^2$  be a pair of independent chi-square random variables with  $nd/2$  degrees of freedom, it then holds that

$$\frac{2}{\|\theta_{\#}\|^2 n} \sum_{i=1}^{n/2} Z_{2i}^\top Z_{2i-1} \stackrel{d}{=} \frac{2}{\|\theta_{\#}\|^2 n} \left( \chi_{nd/2}^2 - \tilde{\chi}_{nd/2}^2 \right) \quad (247)$$

$$= \frac{2}{\|\theta_{\#}\|^2 n} \left( \chi_{nd/2}^2 - \mathbb{E}[\chi_{nd/2}^2] + \mathbb{E}[\tilde{\chi}_{nd/2}^2] - \tilde{\chi}_{nd/2}^2 \right). \quad (248)$$

From the chi-square tail bound in (330) and (331) it holds that

$$\mathbb{P} \left[ \left| \chi_{nd/2}^2 - \mathbb{E}[\chi_{nd/2}^2] \right| \geq 2\sqrt{nd/2t} + 2t \right] \leq 2e^{-t} \quad (249)$$

and so it holds with probability  $1 - \epsilon$  that

$$\left| \chi_{nd/2}^2 - \mathbb{E}[\chi_{nd/2}^2] \right| \leq \sqrt{2nd \log \left( \frac{2}{\epsilon} \right)} + 2 \log \left( \frac{2}{\epsilon} \right) \leq 4\sqrt{nd} \log \left( \frac{2}{\epsilon} \right). \quad (250)$$

Hence, by the union bound

$$\frac{2}{\|\theta_{\#}\|^2 n} \sum_{i=1}^{n/2} Z_i^\top Z_{i-1} \leq \frac{16 \log \left( \frac{2}{\epsilon} \right)}{\|\theta_{\#}\|^2} \sqrt{\frac{d}{n}}. \quad (251)$$

with probability  $1 - \epsilon$ . The claim (20) follows from the analysis of the terms above, the choice of  $\epsilon = \frac{2}{n}$  and a union bound.  $\square$

## C.2 Proof of Proposition 6: Impossibility lower bound

**The effect of knowledge of  $\theta_*$**  To begin, it is apparent that if  $\|\theta_*\|^2 = \|\theta_{\#}\|^2$ , the first term in (20) vanishes, and the loss is bounded by the remaining terms. Furthermore, if  $\|\theta_*\| \leq 1$  then the dominant term in the brackets is  $\frac{1}{\|\theta_*\|^2} \sqrt{\frac{d}{n}}$ , and evidently, dominant error term suffers from a penalty of  $\sqrt{d}$ , even though, essentially,  $\rho$  is a one-dimensional parameter. If  $\theta_*$  is known exactly up to a sign, that is  $\theta_{\#} = \pm \theta_*$  (and it is not just their norms which are equal), then the estimation error can be reduce to the case of  $d = 1$ . This is a simple consequence of the rotational invariance of the distribution of the Gaussian noise, which implies that the projections  $(\pm \theta_*^\top X_i)_{i=1}^n$  are sufficient statistics for the estimation of  $\rho$ . The estimator constructs the projections

$$U_i := \frac{\theta_{\#}^\top X_i}{\|\theta_{\#}\|} = \pm \|\theta_*\| \cdot S_i + \frac{\pm \theta_*^\top Z_i}{\|\theta_*\|} \stackrel{d}{=} \|\theta_*\| \cdot S_i + W_i, \quad (252)$$

where  $W_i \sim N(0, 1)$ . This is effectively a one-dimensional model with parameter given by  $\|\theta_*\|$ , and so Corollary 5 immediately follows from Theorem 4.

**Tightness of the impossibility lower bound** Evidently, Corollary 5 and Proposition 6 match in their dependence on the number of samples  $\Theta(\frac{1}{\sqrt{n}})$ , but it is not clear what the optimal dependence on  $\|\theta_*\|$  is. The estimator we propose is based on the moment  $\rho = \mathbb{E}[U_i U_{i-1}]$  and can be contrasted with likelihood based methods as follows. Letting  $p_\delta(s_0^n)$  denote the probability of the sign sequence  $s_0^n$  with flip probability  $\delta$ , and letting  $\varphi(x)$  denote the standard Gaussian density, the likelihood of  $u_1^n$  is given by

$$P_{\delta, \theta_*}(u_1^n) = \sum_{s_0^n \in \{\pm 1\}^{n+1}} p_\delta(s_0^n) \cdot \prod_{i \in [n]} \varphi(u_i - s_i \|\theta_*\|). \quad (253)$$

This function is a large degree polynomial in  $\delta$  on the order of  $n$ . Even if one sums only over  $s_0^n$  with the typical number of flips, then this degree is  $\Theta(\delta n)$ , which means this polynomial has a degree which blows up with  $n$ . Thus, the MLE may indeed be sensitive to empirical errors. The update of the Baum-Welch algorithm (or EM) can also be easily computed and contrasted with our proposed estimator. Letting  $P_{\delta, \theta_*}$  denote the probability distribution of the corresponding model with flip probability  $\delta$  and mean parameter  $\theta_*$ , the Baum-Welch estimate  $\hat{\delta}^{(j)}$  at iteration  $j$  is given by

$$\hat{\delta}^{(j)} = \frac{1}{n} \sum_{i=1}^n P_{\hat{\delta}^{(j-1)}, \theta_*}(S_i \neq S_{i-1} \mid u_1^n). \quad (254)$$

Evidently, the inner estimate is the probability that  $S_i \neq S_{i-1}$  conditioned on the entire sample  $u_1^n$ , rather than just  $u_i, u_{i-1}$  as in our proposed estimator in (19). However, deriving sharp error rate bounds for this estimator seems to be a challenging task.

In terms of minimax lower bounds, the difficulty arises since a reduction to an (almost) memoryless GMM as in lower bound for the estimation of  $\theta_*$  in Theorem 2 does not seem fruitful. A standard application of Le-Cam’s method requires bounding the total variation between models  $P_{\delta_1, \theta_*}$  and  $P_{\delta_2, \theta_*}$  for some “close”  $\delta_1, \delta_2$  (e.g.,  $\delta_1 = 0$  and  $\delta_2 = \epsilon$ ). The total variation is then typically bounded by the KL divergence. However, the KL divergence does not tensorize (due to the memory), and using the chain rule requires evaluating the KL divergence for the process  $U_1^n$  which is not a Markov process (but rather an HMM). Alternatively, further bounding the  $n$ -dimensional KL divergence with a chi-square divergence, which is a convenient choice for mixture models, leads to an excessively large bound.

**The proof’s main ideas** The proof is based on Le-Cam’s method that is applied to a genie-aided model in which the estimator knows every other sign  $S_0, S_2, S_4, \dots, S_n$ . The main technical challenge is then to bound the total variation for this genie-aided model. A complete proof is presented below.

*Proof of Proposition 6.* For a given  $\delta \in [0, 1]$  let  $P_\delta^{(n)}$  denote the probability distribution of  $U_1^n$  under the model (252), that is  $U_i = t \cdot S_i + W_i, i \in [n]$ , where  $t \equiv \|\theta_*\|$  and  $S_i$  is a binary symmetric Markov chain with flip probability  $\delta$ , and  $\mathbb{P}[S_0 = 1] = \frac{1}{2}$ . It should be noted that  $P_\delta^{(n)}$  is a distribution on  $\mathbb{R}^n$  which is *not* a product distribution. To lower bound the estimation error of an estimator  $\hat{\delta}(U_1^n)$ , we consider a genie-aided estimator which is informed with the values of  $S_0, S_2, S_4, \dots, S_n$  (assuming for simplicity that  $n$  is even). We then set  $\epsilon \in (0, \frac{1}{2})$  and use Le-Cam’s two point method [Wainwright, 2019, Section 15.2] with  $\delta_0 = \frac{1}{2}$  and  $\delta_1 = \frac{1}{2} - \epsilon$ . Let us denote by  $Q_{U_1^n S_0^n}$  (resp.  $P_{U_1^n S_0^n}$ ) the joint probability distribution of  $U_1^n$  and  $S_0^n$  under  $\delta = \frac{1}{2}$  (resp.  $\delta = \frac{1}{2} - \epsilon$ ), and marginals and conditional versions by standard notation, e.g.,  $Q_{U_2 U_4 | S_0 S_2}$ . The proof of the proposition follows from Le-Cam’s two point method, which states that for any estimator  $\hat{\delta}(U_1^n, S_0, S_2, S_4, \dots, S_n)$ , and thus also for any less informed estimator  $\hat{\delta}(U_1^n)$ ,

$$\mathbb{E} \left[ \left| \hat{\delta} - \delta \right| \right] \geq \frac{\epsilon}{2} \cdot (1 - \text{d}_{\text{TV}}(P_{U_1 U_2 \dots U_n S_0 S_2 S_4 \dots S_n}, Q_{U_1 U_2 \dots U_n S_0 S_2 S_4 \dots S_n})). \quad (255)$$

We next obtain a bound on the total variation distance in Lemma 17 of  $4\sqrt{n}\epsilon$  for  $t \leq \frac{1}{\sqrt{2}}$  and choosing  $\epsilon = \frac{1}{8\sqrt{n}}$  in (255) completes the proof of the lower bound.  $\square$

**Lemma 17.** *If  $t \leq 1/\sqrt{2}$  then*

$$\text{d}_{\text{TV}}(P_{U_1 U_2 \dots U_n, S_0 S_2 S_4 \dots S_n}, Q_{U_1 U_2 \dots U_n, S_0 S_2 S_4 \dots S_n}) \leq \sqrt{\frac{5}{2}} n \epsilon + \sqrt{8nt} \epsilon. \quad (256)$$

*Proof.* By Pinsker's inequality (e.g., [Tsybakov, 2008, Lemma 2.5]), it holds for any pair of probability measures  $P, Q$  that  $d_{\text{TV}}(P, Q) \leq \sqrt{\frac{1}{2}D_{\text{KL}}(Q, P)}$ . We next upper bound the KL divergence. To this end, recall the chain rule, that for any joint distributions  $P_{XY}$  and  $Q_{XY}$  (with conditional distributions  $P_{Y|X}, Q_{Y|X}$ ) the chain rule for the KL divergence states that  $D_{\text{KL}}(P_{XY} \parallel Q_{XY}) = D_{\text{KL}}(P_X \parallel Q_X) + D_{\text{KL}}(P_{Y|X} \parallel Q_{Y|X} \mid P_X)$  where  $D_{\text{KL}}(P_{Y|X} \parallel Q_{Y|X} \mid P_X) := \int D_{\text{KL}}(P_{Y|X} \parallel Q_{Y|X})dP_X$  is the conditional KL divergence [Cover and Thomas, 2006, Theorem 2.5.3]. Thus,

$$\begin{aligned} & D_{\text{KL}}(P_{U_1 U_2 \dots U_n, S_0 S_2 S_4 \dots S_n} \parallel Q_{U_1 U_2 \dots U_n, S_0 S_2 S_4 \dots S_n}) \\ &= D_{\text{KL}}(P_{S_0 S_2 S_4 \dots S_n} \parallel Q_{S_0 S_2 S_4 \dots S_n}) \end{aligned} \quad (257)$$

$$+ D_{\text{KL}}(P_{U_1 U_2 \dots U_n \mid S_0 S_2 S_4 \dots S_n} \parallel Q_{U_1 U_2 \dots U_n \mid S_0 S_2 S_4 \dots S_n} \mid P_{S_0 S_2 S_4 \dots S_n}). \quad (258)$$

We next bound each of the two KL divergences appearing in (257) and (258). First,

$$D_{\text{KL}}(P_{S_0 S_2 S_4 \dots S_n} \parallel Q_{S_0 S_2 S_4 \dots S_n}) \stackrel{(a)}{\leq} D_{\text{KL}}(P_{S_0^n} \parallel Q_{S_0^n}) \quad (259)$$

$$= \sum_{s_0^n \in \{-1, 1\}^{n+1}} P_{S_0^n}(s_0^n) \log \frac{P_{S_0^n}(s_0^n)}{Q_{S_0^n}(s_0^n)} \quad (260)$$

$$\stackrel{(b)}{=} (n+1) \log 2 - \sum_{s_0^n \in \{-1, 1\}^{n+1}} P_{S_0^n}(s_0^n) \log \frac{1}{P_{S_0^n}(s_0^n)} \quad (261)$$

$$\stackrel{(c)}{=} (n+1) \log 2 - H(S_0, S_1, \dots, S_n) \quad (262)$$

$$\stackrel{(d)}{=} (n+1) \log 2 - H(S_0) - \sum_{i=1}^n H(S_i \mid S_0^{i-1}) \quad (263)$$

$$\stackrel{(e)}{=} n \cdot \log 2 - \sum_{i=1}^n H(S_i \mid S_{i-1}) \quad (264)$$

$$\stackrel{(f)}{=} n \cdot \left[ \log 2 - h_b \left( \frac{1}{2} - \epsilon \right) \right], \quad (265)$$

where (a) follows from the convexity of the KL divergence (recall  $S_0^n = S_0, S_1, S_2, \dots, S_n$ ), (b) since  $Q_{S_0^n}(s_0^n) = 2^{-(n+1)}$  for any  $s_0^n \in \{\pm 1\}^{n+1}$ , (c) follows by defining the entropy  $H$  of  $S_0^n$  (under the probability measure  $P$ ), (d) follows from the chain rule of entropy and the definition of conditional entropy [Cover and Thomas, 2006, Theorem 2.2.1], (e) follows from Markovity and  $H(S_0) = \log 2$ , (f) follows from  $H(S_i \mid S_{i-1}) = h_b(\delta_1) = h_b(\frac{1}{2} - \epsilon)$  where  $h_b(\delta) := -\delta \log \delta - (1 - \delta) \log(1 - \delta)$  is the binary entropy function. Now, for  $\epsilon \in (0, \frac{1}{2})$  the power series expansion of the binary entropy function results the bound

$$h_b \left( \frac{1}{2} - \epsilon \right) = \log 2 - \sum_{k=1}^{\infty} \frac{(2\epsilon)^{2k}}{2k(2k-1)} \quad (266)$$

$$\geq \log 2 - (2\epsilon)^2 \sum_{k=1}^{\infty} \frac{1}{2k(2k-1)} \quad (267)$$

$$\geq \log 2 - 4\epsilon^2 \sum_{k=1}^{\infty} \frac{1}{(2k-1)^2} \quad (268)$$

$$= \log 2 - \frac{\pi^2}{2} \epsilon^2 \quad (269)$$

$$\geq \log 2 - 5\epsilon^2. \quad (270)$$

Inserting this bound into (265) results that the first term in (257) is upper bounded as

$$D_{\text{KL}}(P_{S_0 S_2 S_4 \dots S_n} \parallel Q_{S_0 S_2 S_4 \dots S_n}) \leq 5n\epsilon^2. \quad (271)$$

We now move on to bound the second term in (258). To this end, we note that the distribution of  $U_1^n$  conditioned on  $S_0, S_2, S_4, \dots, S_n$  can be decomposed in a simple way. First, under  $Q$ , the signs  $S_0^n$

are i.i.d., and so  $U_1^n$  is a vector of independent samples from a Gaussian mixture model. Furthermore,  $U_i$  depends on the sign  $S_i$  but otherwise is independent of all other  $S_1^n \setminus \{S_i\}$ . Hence,

$$Q_{U_1 U_2 \dots U_n | S_0 S_2 S_4 \dots S_n} = Q_{U_1} \cdot Q_{U_2 | S_2} \cdot Q_{U_3} \cdot Q_{U_4 | S_4} \cdots Q_{U_{n-1}} \cdot Q_{U_n | S_n}, \quad (272)$$

that is, a model of independent samples, where the odd samples are drawn from a Gaussian mixture model, and the even samples from a Gaussian location model with known sign  $S_{2i}$ . Second, under  $P$ , an application of Bayes rule and the Markovity assumption results the decomposition to pairs of samples given by

$$\begin{aligned} & P_{U_1 U_2 \dots U_n | S_0 S_2 S_4 \dots S_n} \\ &= P_{U_1 U_2 | S_0 S_2 S_4 \dots S_n} \cdot P_{U_3 U_4 | S_0 S_2 S_4 \dots S_n U_1 U_2} \cdots P_{U_{n-1} U_n | S_0 S_2 S_4 \dots S_n U_1^{n-2}} \end{aligned} \quad (273)$$

$$= P_{U_1 U_2 | S_0 S_2} \cdot P_{U_3 U_4 | S_2 S_4} \cdots P_{U_{n-1} U_n | S_{n-2} S_n}. \quad (274)$$

The chain rule for the KL divergence therefore implies that

$$\begin{aligned} & \text{D}_{\text{KL}}(P_{U_1 U_2 \dots U_n | S_0 S_2 S_4 \dots S_n} \parallel Q_{U_1 U_2 \dots U_n | S_0 S_2 S_4 \dots S_n} \mid P_{S_0 S_2 S_4 \dots S_n}) \\ & \stackrel{(a)}{=} \text{D}_{\text{KL}}(P_{U_1 U_2 | S_0 S_2} \parallel Q_{U_1} \cdot Q_{U_2 | S_2} \mid P_{S_0 S_2}) + \text{D}_{\text{KL}}(P_{U_3 U_4 | S_2 S_4} \parallel Q_{U_3} \cdot Q_{U_4 | S_4} \mid P_{S_2 S_4}) \\ & \quad + \cdots + \text{D}_{\text{KL}}(P_{U_{n-1} U_n | S_{n-2} S_n} \parallel Q_{U_{n-1}} \cdot Q_{U_n | S_n} \mid P_{S_{n-2} S_n}) \end{aligned} \quad (275)$$

$$\stackrel{(b)}{=} \frac{n}{2} \cdot \text{D}_{\text{KL}}(P_{U_1 U_2 | S_0 S_2} \parallel Q_{U_1} \cdot Q_{U_2 | S_2} \mid P_{S_0 S_2}) \quad (276)$$

$$\stackrel{(c)}{=} \frac{n}{2} \cdot \text{D}_{\text{KL}}(P_{U_1 | S_0 S_2} \parallel Q_{U_1} \mid P_{S_0 S_2}) + \frac{n}{2} \cdot \text{D}_{\text{KL}}(P_{U_2 | S_0 S_2} \parallel Q_{U_2 | S_2} \mid P_{S_0 S_2}) \quad (277)$$

$$\stackrel{(d)}{=} \frac{n}{2} \cdot \text{D}_{\text{KL}}(P_{U_1 | S_0 S_2} \parallel Q_{U_1} \mid P_{S_0 S_2}) \quad (278)$$

$$\stackrel{(e)}{=} \frac{n}{2} \cdot \text{D}_{\text{KL}}(P_{U_1 | S_0=1, S_2} \parallel Q_{U_1} \mid P_{S_2 | S_0=1}) \quad (279)$$

where (a) follows from (274) and the chain rule for KL divergence, and (b) follows from the stationarity of the Markov chain, (c) follows again from the chain rule, (d) follows since  $\text{D}_{\text{KL}}(P_{U_2 | S_0 S_2} \parallel Q_{U_2 | S_2} \mid P_{S_0 S_2}) = \text{D}_{\text{KL}}(P_{U_2 | S_2} \parallel Q_{U_2 | S_2} \mid P_{S_2}) = 0$ , and (e) follows since by symmetry, we may condition on  $S_0 = 1$ . Thus, the last KL divergence in (279) should be averaged over the cases  $S_2 = -1$  and  $S_2 = 1$ . For the first case, it holds that  $P_{S_1 | S_0 S_2}(\cdot \mid 1, -1)$  is a uniform distribution on  $\{\pm 1\}$ . Hence, conditioned on  $S_0 = 1, S_2 = -1$ , under  $P$ ,  $U_1$  is a sample from a balanced Gaussian mixture, just as under  $Q$ . So,

$$\text{D}_{\text{KL}}(P_{U_1 | S_0=1, S_2=-1} \parallel Q_{U_1}) = 0. \quad (280)$$

So, the KL divergence is only comprised of the term in the second case  $S_2 = 1$ . Continuing to evaluate the KL divergence in (279), we get

$$\text{D}_{\text{KL}}(P_{U_1 | S_0=1, S_2} \parallel Q_{U_1} \mid P_{S_2 | S_0=1}) = P_{S_2 | S_0=1}(1) \cdot \text{D}_{\text{KL}}(P_{U_1 | S_0=1, S_2=1} \parallel Q_{U_1}) \quad (281)$$

$$\stackrel{(a)}{\leq} \text{D}_{\text{KL}}(P_{U_1 | S_0=1, S_2=1} \parallel Q_{U_1}) \quad (282)$$

$$\stackrel{(b)}{\leq} \chi^2(P_{U_1 | S_0=1, S_2=1} \parallel Q_{U_1}) \quad (283)$$

where (a) follows since  $P_{S_2 | S_0}(1 \mid 1) = (1 - \delta_1)^2 + \delta_1^2 \leq 1$ , and (b) follows from the chi-square divergence bound on the KL divergence (e.g., [Tsybakov, 2008, Eq. (2.27)]). Now, recall that under  $Q_{U_1}$ , it holds that  $U_1 \sim \frac{1}{2}N(t, 1) + \frac{1}{2}N(-t, 1)$ , and under  $P_{U_1 | S_0=1, S_2=1}$  it holds that  $U_1 \sim (1 - \alpha) \cdot N(t, 1) + \alpha N(-t, 1)$  where

$$\alpha = P_{S_1 | S_0 S_2}(-1 \mid 1, 1) = \frac{\delta_1^2}{(1 - \delta_1)^2 + \delta_1^2}. \quad (284)$$

Thus, the chi-square divergence in (283) is between a balanced Gaussian mixture (with probability that  $S_1 = 1$  being  $\frac{1}{2}$ ) and an unbalanced Gaussian mixture (with probability that  $S_1 = 1$  being  $1 - \alpha > \frac{1}{2}$ ). Let  $\psi_\beta(u)$  denote the probability density function of  $U = t \cdot S + W$  with  $\mathbb{P}[S = -1] = 1 - \mathbb{P}[S = 1] = \beta$  and  $W \sim N(0, 1)$ . Then, if  $\varphi(u) \equiv \frac{1}{\sqrt{2\pi}}e^{-u^2/2}$  is the standard Gaussian density function, it holds that

$$\psi_\beta(u) = \beta \cdot \varphi(u + t) + (1 - \beta) \cdot \varphi(u - t) \quad (285)$$

$$= \beta \cdot \frac{1}{\sqrt{2\pi}} e^{-(u+t)^2/2} + (1-\beta) \cdot \frac{1}{\sqrt{2\pi}} e^{-(u-t)^2/2} \quad (286)$$

$$= e^{-t^2/2} \cdot \varphi(u) \cdot [\beta \cdot e^{-ut} + (1-\beta) \cdot e^{ut}]. \quad (287)$$

Specifically, for  $\beta = \frac{1}{2}$  it holds that  $\psi_{1/2}(u) = e^{-t^2/2} \cdot \varphi(u) \cdot \cosh(ut)$ . Therefore, the chi-square divergence from (283) is upper bounded as

$$\begin{aligned} & \chi^2(P_{U_1|S_0=1, S_2=1} \parallel Q_{U_1}) \\ &= \int_{-\infty}^{\infty} \frac{[P_{U_1|S_0, S_2}(u | 1, 1) - Q_{U_1}(u)]^2}{Q_{U_1}(u)} du \end{aligned} \quad (288)$$

$$= e^{-t^2/2} \cdot \int_{-\infty}^{\infty} \varphi(u) \frac{[(\alpha - \frac{1}{2}) \cdot e^{-ut} + (1 - \alpha - \frac{1}{2}) \cdot e^{ut}]^2}{\cosh(ut)} du \quad (289)$$

$$\stackrel{(a)}{\leq} e^{-t^2/2} \cdot \int_{-\infty}^{\infty} \varphi(u) \left[ \left( \alpha - \frac{1}{2} \right) \cdot e^{-ut} + \left( 1 - \alpha - \frac{1}{2} \right) \cdot e^{ut} \right]^2 du \quad (290)$$

$$= e^{-t^2/2} \cdot \int_{-\infty}^{\infty} \varphi(u) \left[ \left( \alpha - \frac{1}{2} \right)^2 \cdot e^{-2ut} + 2 \left( \alpha - \frac{1}{2} \right) \left( 1 - \alpha - \frac{1}{2} \right) + \left( 1 - \alpha - \frac{1}{2} \right)^2 \cdot e^{2ut} \right] du \quad (291)$$

$$= e^{-t^2/2} \cdot \left[ \left( \alpha - \frac{1}{2} \right)^2 e^{2t^2} + 2 \left( \alpha - \frac{1}{2} \right) \left( 1 - \alpha - \frac{1}{2} \right) + \left( 1 - \alpha - \frac{1}{2} \right)^2 e^{2t^2} \right] \quad (292)$$

$$\stackrel{(b)}{\leq} \left[ \left( \alpha - \frac{1}{2} \right)^2 (1 + 4t^2) + 2 \left( \alpha - \frac{1}{2} \right) \left( 1 - \alpha - \frac{1}{2} \right) + \left( 1 - \alpha - \frac{1}{2} \right)^2 (1 + 4t^2) \right] \quad (293)$$

$$= 4t^2 \cdot \left[ \left( \alpha - \frac{1}{2} \right)^2 + \left( 1 - \alpha - \frac{1}{2} \right)^2 \right] \quad (294)$$

$$= 2t^2 \cdot [1 - 4\alpha(1 - \alpha)] \quad (295)$$

$$\stackrel{(c)}{=} 2t^2 \cdot \left[ 1 - \left( \frac{2 - 8\epsilon^2}{2 + 8\epsilon^2} \right)^2 \right] \quad (296)$$

$$= 2t^2 \cdot \left[ 1 - \frac{2 - 8\epsilon^2}{2 + 8\epsilon^2} \right] \left[ 1 + \frac{2 - 8\epsilon^2}{2 + 8\epsilon^2} \right] \quad (297)$$

$$= 2t^2 \cdot \left[ \frac{64\epsilon^2}{(2 + 8\epsilon^2)^2} \right] \quad (298)$$

$$\leq 32t^2\epsilon^2, \quad (299)$$

where (a) follows since  $\cosh(x) \geq 1$  for all  $x \in \mathbb{R}$ , (b) follows using the assumption  $t \leq \frac{1}{\sqrt{2}}$ , and so  $e^{2t^2} \leq 1 + 4t^2$ , and (c) is by setting

$$4\alpha(1 - \alpha) = 4 \frac{\delta_1^2(1 - \delta_1)^2}{[(1 - \delta_1)^2 + \delta_1^2]^2} = 4 \frac{(\frac{1}{2} - \epsilon)^2 (\frac{1}{2} + \epsilon)^2}{\left[ (\frac{1}{2} + \epsilon)^2 + (\frac{1}{2} - \epsilon)^2 \right]^2} = \left( \frac{2 - 8\epsilon^2}{2 + 8\epsilon^2} \right)^2. \quad (300)$$

Using the bound (299) in (283), We thus conclude that

$$D_{\text{KL}}(P_{U_1|S_0=1, S_2} \parallel Q_{U_1} | P_{S_2|S_0=1}) \leq 32t^2\epsilon^2 \quad (301)$$

and then in (279) that the second KL term of (258) is upper bounded as

$$D_{\text{KL}}(P_{U_1 U_2 \dots U_n | S_0 S_2 S_4 \dots S_n} \parallel Q_{U_1 U_2 \dots U_n | S_0 S_2 S_4 \dots S_n} | P_{S_0 S_2 S_4 \dots S_n}) \leq 16nt^2\epsilon^2. \quad (302)$$

Combining this bound with the bound on the first KL term of (258) given in (271) we obtain

$$D_{\text{KL}}(P_{U_1 U_2 \dots U_n, S_0 S_2 S_4 \dots S_n} \parallel Q_{U_1 U_2 \dots U_n, S_0 S_2 S_4 \dots S_n}) \leq 5n\epsilon^2 + 16nt^2\epsilon^2. \quad (303)$$

The aforementioned Pinsker bound on the total variation distance, and the relation  $\sqrt{a+b} \leq \sqrt{a} + \sqrt{b}$  then completes the proof.  $\square$



## D Proofs for Section 3: Analysis of Algorithm 1

*Proof of Theorem 7.* Before presenting the analysis of Algorithm 1, we first specify the choices of the constants  $\lambda_\theta \geq 1$  and  $\lambda_\delta \geq 1$ . Recall that from Theorem 1 for a Markov model  $(\theta_*, \delta)$  in low dimension,  $d \leq \delta n$ , there exists a numerical constant  $\lambda_\theta > 0$ ,<sup>3</sup> so that the estimator  $\hat{\theta} \equiv \hat{\theta}_{\text{cov}}(X_1^n; k = \frac{1}{8\delta})$ , which assumes a perfect knowledge of  $\delta$ , achieves with probability  $1 - O(\frac{1}{n})$ ,

$$\text{loss}(\hat{\theta}, \theta_*) \leq \lambda_\theta \cdot \log(n) \cdot \begin{cases} \|\theta_*\|, & \|\theta_*\| \leq (\frac{\delta d}{n})^{1/4} \\ \frac{1}{\|\theta_*\|} \sqrt{\frac{\delta d}{n}}, & (\frac{\delta d}{n})^{1/4} \leq \|\theta_*\| \leq \sqrt{\delta} \\ \sqrt{\frac{d}{n}}, & \|\theta_*\| \geq \sqrt{\delta} \end{cases} \quad (304)$$

if  $d \leq \delta n$ , and

$$\text{loss}(\hat{\theta}, \theta_*) \leq \lambda_\theta \cdot \log(n) \cdot \begin{cases} \|\theta_*\|, & \|\theta_*\| \leq \sqrt{\frac{d}{n}} \\ \sqrt{\frac{d}{n}}, & \|\theta_*\| \geq \sqrt{\frac{d}{n}} \end{cases} \quad (305)$$

if  $\delta n \leq d \leq n$ . We assume that  $\lambda_\theta \geq 1$ , and otherwise replace  $\lambda_\theta$  by 1.

In addition, it holds from Theorem 4 that for the estimator  $\hat{\delta}$  for  $\delta$ , which is based on a mismatched mean  $\theta_\#$ , i.e.,

$$\hat{\delta} \equiv \hat{\delta}_{\text{corr}}(X_1^n; \theta_\#) := \frac{1}{2} (1 - \hat{\rho}_{\text{corr}}(X_1^n; \theta_\#)), \quad (306)$$

there exists a numerical constant  $\lambda_\delta > 0$ , for which with probability larger than  $1 - O(\frac{1}{n})$ ,

$$\text{loss}(\hat{\delta}, \delta) \leq \lambda_\delta \left[ \frac{|\|\theta_*\|^2 - \|\theta_\#\|^2|}{\|\theta_\#\|^2} + \frac{\log(n)}{\|\theta_\#\|^2} \sqrt{\frac{d}{n}} \right] \quad (307)$$

assuming that  $\|\theta_\#\| \leq 2$  in order to simplify the bound to the regime of interest. We assume here too that  $\lambda_\delta \geq 1$ , and otherwise replace  $\lambda_\delta$  by 1.

For the analysis we assume that all three steps of the algorithm are successful estimation events. By the union bound, this occurs with probability  $1 - O(\frac{1}{n})$ .

### Analysis of Step A:

First, suppose that

$$\|\theta_*\| \leq \lambda_\theta \log(n) \cdot \left(\frac{d}{n}\right)^{1/4}. \quad (308)$$

Then, it holds by (304) and (305) that

$$\|\hat{\theta}^{(A)}\| \leq \|\theta_*\| + \lambda_\theta \log(n) \cdot \left(\frac{\delta d}{n}\right)^{1/4} \leq 2\lambda_\theta \log(n) \left(\frac{d}{n}\right)^{1/4} \quad (309)$$

and thus the algorithm will stop and output  $\hat{\theta} = 0$ , for which it holds that  $\text{loss}(\theta_*, \hat{\theta}^{(A)}) = \|\theta_*\|$ . This agrees with (26) and (27).

Second, suppose that  $\|\theta_*\| \geq 1$ . Now, it holds by (304) and (305)

$$\|\hat{\theta}^{(A)}\| \geq \|\theta_*\| - \lambda_\theta \log(n) \sqrt{\frac{d}{n}} \geq \frac{1}{2}, \quad (310)$$

by the assumption  $d \leq \frac{1}{4\lambda_\theta^2 \log^2(n)} \cdot n$ . Thus the algorithm will stop and output  $\hat{\theta} = \hat{\theta}^{(A)}$ , for which it also holds that

$$\text{loss}(\theta_*, \hat{\theta}^{(A)}) \leq \lambda_\theta \cdot \log(n) \cdot \sqrt{\frac{d}{n}} \quad (311)$$

<sup>3</sup>The constants can be deduced from the proof, though they were not optimized. We reiterate that both  $\lambda_\theta$  and  $\lambda_\delta$  below are universal numerical constants. In particular, they do *not* depend on  $\theta_*$ ,  $\delta$  or any other problem parameters. The subscripts are merely to emphasize that they are obtained in the estimation procedure for  $\theta_*$  and  $\delta$ , respectively.

(irrespective of the value of  $\delta$ ). This also agrees with (26) and (27).

Thus, the algorithm will continue to Step B only if

$$\lambda_\theta \log(n) \cdot \left(\frac{d}{n}\right)^{1/4} \leq \|\theta_*\| \leq 1 \quad (312)$$

which we henceforth assume. As a preparation for Step B, in which  $\hat{\theta}^{(A)}$  will play the role of  $\theta_\#$  (the mismatched mean estimator of Section 3) in an estimation of  $\delta$ , we bound the absolute value  $\left| \|\hat{\theta}^{(A)}\| - \|\theta_*\| \right|$  and also show that  $\|\hat{\theta}^{(A)}\| \geq \frac{1}{2}\|\theta_*\|$ . To this end, we may repeat the arguments of the proof of Theorem 1, and specifically, arguments similar to (126) to show that

$$\left| \|\hat{\theta}^{(A)}\| - \|\theta_*\| \right| \lesssim \log(n) \cdot \psi\left(n, d, \delta = \frac{1}{2}, k = 1\right) \quad (313)$$

$$= \log(n) \cdot \left[ 2\sqrt{\frac{\delta}{n}} \cdot \|\theta_*\|^2 + 2\sqrt{\frac{d}{n}} \cdot \|\theta_*\| + 13\sqrt{\frac{d}{n}} + 10\frac{d}{n} \right]. \quad (314)$$

Note that the probability of this event is  $1 - O(\frac{1}{n})$ , and is included in the successful estimation event mentioned in the beginning of the proof. Under the assumption  $\|\theta_*\| \leq 1$  it then holds that

$$\left| \|\hat{\theta}^{(A)}\| - \|\theta_*\| \right| \leq \lambda_\theta \log(n) \cdot \sqrt{\frac{d}{n}}. \quad (315)$$

Note that we take  $\lambda_\theta > 0$  to be large enough so that this holds. The assumed case  $\|\theta_*\| \geq \lambda_\theta \log(n) \cdot \left(\frac{d}{n}\right)^{1/4}$ , and the assumption of the theorem  $d \leq \frac{n}{6}$  then imply that

$$\frac{1}{2}\|\theta_*\| \leq \|\hat{\theta}^{(A)}\| \leq 2\|\theta_*\| \leq 2. \quad (316)$$

#### Analysis of Step B:

Setting  $\theta_\# = \hat{\theta}^{(A)}$  and utilizing the two properties just derived in (315) and (316), (307) implies that

$$\text{loss}(\hat{\delta}^{(B)}, \delta) \leq \lambda_\delta \left[ \frac{\left| \|\theta_*\|^2 - \|\theta_\#\|^2 \right|}{\|\theta_\#\|^2} + \frac{\log(n)}{\|\theta_\#\|^2} \sqrt{\frac{d}{n}} \right] \quad (317)$$

$$\leq 4\lambda_\delta \lambda_\theta \frac{\log(n)}{\|\theta_*\|^2} \sqrt{\frac{d}{n}}. \quad (318)$$

There are two cases. First suppose that  $\|\theta_*\| \geq \sqrt{8\lambda_\delta \lambda_\theta \log(n)} \left(\frac{d}{\delta^2 n}\right)^{1/4}$ . In this case,

$$\text{loss}(\hat{\delta}^{(B)}, \delta) \leq \frac{\delta}{2} \quad (319)$$

and so

$$\frac{1}{2}\delta \leq \hat{\delta}^{(B)} \leq 2\delta. \quad (320)$$

In addition, from (316) it holds that

$$64\lambda_\delta \lambda_\theta \frac{\log(n)}{\|\hat{\theta}^{(A)}\|^2} \sqrt{\frac{d}{n}} \geq 16\lambda_\delta \lambda_\theta \frac{\log(n)}{\|\theta_*\|^2} \sqrt{\frac{d}{n}} \geq 2\delta \geq \hat{\delta}^{(B)} \quad (321)$$

and so the algorithm will continue to Step C. Now, suppose that  $\|\theta_*\| \leq \sqrt{8\lambda_\delta \lambda_\theta \log(n)} \left(\frac{d}{\delta^2 n}\right)^{1/4}$ . If the algorithm stops then  $\hat{\theta} = \hat{\theta}^{(A)}$ , and the estimation rates of the Gaussian mixture model are achieved, which agrees with (26) and (27). If the algorithm does not stop and proceeds to Step C then it holds that

$$\hat{\delta}^{(B)} \geq 64\lambda_\delta \lambda_\theta \frac{\log(n)}{\|\hat{\theta}^{(A)}\|^2} \sqrt{\frac{d}{n}} \geq 16\lambda_\delta \lambda_\theta \frac{\log(n)}{\|\theta_*\|^2} \sqrt{\frac{d}{n}} \geq \delta, \quad (322)$$

by (316) and the assumption  $\|\theta_*\| \leq \sqrt{8\lambda_\delta \lambda_\theta \log(n)} \left(\frac{d}{\delta^2 n}\right)^{1/4}$ .

To conclude, there are cases in which the algorithm proceeds to Step C. If  $\|\theta_*\| \geq \sqrt{8\lambda_\delta\lambda_\theta \log(n)} \left(\frac{d}{\delta^2 n}\right)^{1/4}$  then it proceeds Step C and (320) holds. Otherwise, the algorithm might proceed to Step C, yet now only  $\hat{\delta}^{(B)} \geq \frac{1}{2}\delta$  is assured.

#### Analysis of Step C:

If the algorithm has proceeded to Step C, then it is guaranteed that  $\hat{\delta}^{(B)} \geq \frac{1}{2}\delta$  (in any event). Recall that, ideally, had  $\delta$  was known, the choice of the block length  $k$  for the estimator  $\hat{\theta}_{\text{cov}}(X_{2n+1}^{3n}; k)$  is  $k_* := \frac{1}{8\delta}$  (Section 2). It can be readily verified that the analysis of Section 2 is valid when using any *smaller* blocklength  $k$ , and that the error rate improve as  $k$  increases from  $k = 1$  to  $k = k_*$ . In accordance to the analysis of Step B, there are two possible cases. If  $\|\theta_*\| \geq \sqrt{8\lambda_\delta\lambda_\theta \log(n)} \left(\frac{d}{\delta^2 n}\right)^{1/4}$  then it holds that  $\frac{1}{2}\delta \leq \hat{\delta}^{(B)} \leq 2\delta$ . Using  $k = \frac{1}{16\hat{\delta}^{(B)}}$  then assures that  $k \leq k_*$ . In addition, since the error bound scales linearly with  $\psi(n, d, \delta, k)$  (see (92)), the error can increase by a factor at most 2. Thus,  $\hat{\theta}^{(C)}$  achieves the error rates in (304) and (305), with a factor of 2. There are again two cases to consider. If  $d \geq \frac{1}{64\lambda_\delta^2\lambda_\theta^2 \log^2(n)} \delta^4 n$ , then the interval  $(\sqrt{8\lambda_\delta\lambda_\theta \log(n)} \left(\frac{d}{\delta^2 n}\right)^{1/4}, \sqrt{\delta})$  is empty (its right end point is smaller than its left end point), and plugging  $k$  in the error rates of (304) and (305), the resulting error rates are as in the Gaussian mixture model. If  $d \leq \frac{1}{64\lambda_\delta^2\lambda_\theta^2 \log^2(n)} \delta^4 n$  then the aforementioned interval is non-empty, and the resulting error rates agree with (26) and (27). Otherwise, if  $\|\theta_*\| \leq \sqrt{8\lambda_\delta\lambda_\theta \log(n)} \left(\frac{d}{\delta^2 n}\right)^{1/4}$ , and the estimator  $\hat{\theta}_{\text{cov}}(X_{2n+1}^{3n}; k)$  operates with  $k \leq k_*$ , but  $k$  can be as low as 1. Thus, error rates of the Gaussian mixture are again achieved, and this agrees with (26) and (27).  $\square$

## E Useful results

**Bernstein's inequality** Let  $X_1, \dots, X_\ell$  be independent random variables and  $|X_i| \leq b$  almost surely for every  $i \in [\ell]$ . Then [Wainwright, 2019, Proposition 2.14]<sup>4</sup> states

$$\mathbb{P} \left[ \left| \frac{1}{\ell} \sum_{i=1}^{\ell} (X_i - \mathbb{E}[X_i]) \right| \geq \delta \right] \leq 2 \exp \left( - \frac{\ell \delta^2 / 2}{\frac{1}{\ell} \sum_{i=1}^{\ell} \mathbb{V}[X_i] + b\delta/3} \right). \quad (323)$$

**Norm of subGaussian random vectors** A random vector  $X \in \mathbb{R}^d$  is said to be  $\sigma^2$ -subGaussian if  $\mathbb{E}[X] = 0$  and

$$\mathbb{E} [\exp(tv^\top X)] \leq \exp \left( \frac{\sigma^2 t^2}{2} \right) \quad (324)$$

for every  $t \in \mathbb{R}$  and every  $v \in \mathbb{S}^{d-1}$ . Let  $X \in \mathbb{R}^d$  be a  $\sigma^2$ -subGaussian random vector. Then from [Rigollet and Hütter, 2019, Theorem 1.19], we have for any  $\delta > 0$ ,

$$\mathbb{P} \left[ \max_{v \in \mathbb{B}^d} v^\top X \leq 4\sigma\sqrt{d} + 2\sigma\sqrt{2 \log \left( \frac{1}{\delta} \right)} \right] = \mathbb{P} \left[ \|X\| \leq 4\sigma\sqrt{d} + 2\sigma\sqrt{2 \log \left( \frac{1}{\delta} \right)} \right] \geq 1 - \delta. \quad (325)$$

**Gaussian covariance estimation** Let  $W \in \mathbb{R}^{\ell \times d}$  be a matrix with i.i.d.  $N(0, 1)$  entries. Then [Wainwright, 2019, Example 6.2] implies that for any  $\delta > 0$ ,

$$\mathbb{P} \left[ \left\| \frac{1}{\ell} W^\top W - I_d \right\|_{\text{op}} \leq 2 \left( \sqrt{\frac{d}{n}} + \delta \right) + \left( \sqrt{\frac{d}{n}} + \delta \right)^2 \right] \geq 1 - 2e^{-n\delta^2/2}. \quad (326)$$

**Davis-Kahan's perturbation bound** Let  $\Sigma, \hat{\Sigma}$  be symmetric matrices with the same dimensions. Let  $\lambda_i(\Sigma)$  and  $v_i(\Sigma)$  denote the  $i$ th largest eigenvalue and the associated eigenvector (of unit norm) of  $\Sigma$ . Fix  $i$  and assume that  $\lambda_i(\Sigma)$  is well-separated from the rest of the spectrum of  $\Sigma$ :

$$\min_{j \neq i} |\lambda_i(\Sigma) - \lambda_j(\Sigma)| = \delta > 0. \quad (327)$$

<sup>4</sup>In the original form in [Wainwright, 2019, Proposition 2.14], on the right hand side of the inequality,  $\mathbb{V}[X_i]$  is replaced with  $\mathbb{E}[X_i^2]$  which leads to a seemingly worse concentration bound. However, applying this form of Bernstein's inequality to  $Y_i = X_i - \mathbb{E}[X_i]$  allows us to conclude (323).

Then from [Vershynin, 2018, Theorem 4.5.5], we have

$$\text{loss}(v_i(\Sigma), v_i(\hat{\Sigma})) \leq 4 \frac{\|\Sigma - \hat{\Sigma}\|_{\text{op}}}{\delta}, \quad (328)$$

where  $\text{loss}(\cdot, \cdot)$  was defined in (3).

**Packing number** Let  $M(\delta; \mathbb{B}^d, \|\cdot\|)$  and  $N(\delta; \mathbb{B}^d, \|\cdot\|)$  denote the  $\delta$ -packing number and  $\delta$ -covering number of  $\mathbb{B}^d$  w.r.t.  $\|\cdot\|$ , respectively. From [Wainwright, 2019, Lemma 5.7 and Example 5.8], we have

$$M(\delta; \mathbb{B}^d, \|\cdot\|) \geq N(\delta; \mathbb{B}^d, \|\cdot\|) \geq \left(\frac{1}{\delta}\right)^d. \quad (329)$$

**Chi-square tail bounds** From the chi-square tail bound in [Boucheron et al., 2013, Remark 2.11]

$$\mathbb{P} \left[ \chi_\ell^2 - \ell \geq 2\sqrt{\ell t} + 2t \right] \leq e^{-t} \quad (330)$$

and

$$\mathbb{P} \left[ \chi_\ell^2 - \ell \leq -2\sqrt{\ell t} \right] \leq e^{-t}. \quad (331)$$

## F Numerical validation

In this section, we provide numerical validation of the performance of the estimators  $\hat{\theta}_{\text{cov}}(X_1^n; k)$  (cf. (14)),  $\hat{\delta}_{\text{corr}}(X_1^n; \theta_{\sharp}) = \frac{1}{2}(1 - \hat{\rho}_{\text{corr}}(X_1^n; \theta_{\sharp}))$  (cf. (19)) and Algorithm 1 proposed and analyzed in Theorem 1, Theorem 4 and Corollary 5, and Theorem 7, respectively. Numerical results for these estimators/algorithm are plotted in Figures 3, 4 and 5, respectively.

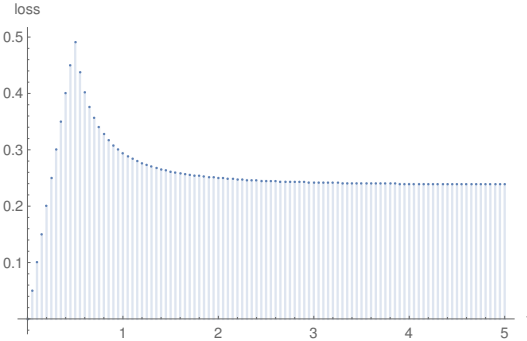


Figure 3: Numerical validation of the performance of the  $\theta_*$ -estimator  $\hat{\theta}_{\text{cov}}(X_1^n; k)$  (cf. (14)) used in the proof of Theorem 1 which assumes a known  $\delta$ . We take the minimum loss (cf. (3)) achieved by  $\hat{\theta}_{\text{cov}}(X_1^n; k = \frac{1}{8\delta})$  and the trivial estimator  $\hat{\theta}_0(X_1^n) = 0$ . We plot the loss as a function of  $t = \|\theta_*\|$  for  $t \in [0, 5]$  with step size 0.05. We take  $n = 5000, d = 250, \delta = 0.05$ . Therefore,  $\delta > \frac{1}{n}$  and  $d < \delta n$ .

## G Open directions

We discuss some open directions pertaining to Remark 3.

1. Suppose  $Z_i \sim N(0, \Sigma)$  i.i.d. for some general covariance  $\Sigma \succ 0$ . If  $\Sigma$  is *unknown*, in contrast to the observation above, then the problem becomes significantly more delicate and challenging. A well-known and intuitive example (see, e.g., [Ferguson, 1982]) shows that the maximum likelihood estimator (MLE) does not exist even for estimating the mean  $\mu$  and variance  $\sigma^2$  of a Gaussian mixture with two components  $N(0, 1)$  and  $N(\mu, \sigma^2)$  where  $\mu \in \mathbb{R}, \sigma \in \mathbb{R}_+$ . In fact, fitting both mean and scale parameters was studied in [Dwivedi

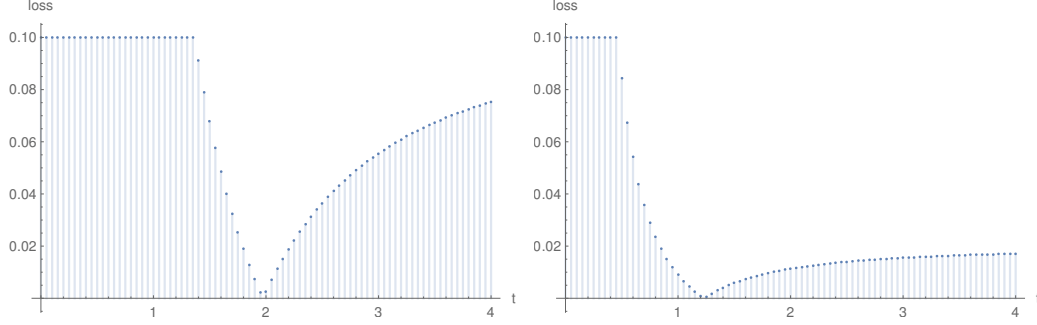


Figure 4: Numerical validation of the performance of the  $\delta$ -estimator  $\hat{\delta}_{\text{corr}}(X_1^n; \theta_{\sharp}) = \frac{1}{2}(1 - \hat{\rho}_{\text{corr}}(X_1^n; \theta_{\sharp}))$  where  $\hat{\rho}_{\text{corr}}(X_1^n; \theta_{\sharp})$  is given by (19). This estimator is used in Theorem 4 (which assumes  $\theta_{\sharp}$  is a mismatched estimate of  $\theta_*$ ), Corollary 5 (which assume  $\theta_{\sharp} = \pm\theta_*$ ) and also Theorem 7 (which concerns estimating  $\theta_*$  without the knowledge of  $\delta$ ). We take the loss  $|\hat{\delta} - \delta|$  achieved by  $\hat{\delta}_{\text{corr}}$  and the trivial estimators  $\hat{\delta}_0(X_1^n) = 0$ ,  $\hat{\delta}_1(X_1^n) = 1$ ,  $\hat{\delta}_{1/2}(X_1^n) = \frac{1}{2}$ . We plot the loss as a function of  $t = \|\theta_*\|$  for  $t \in [0, 1]$  with step size 0.05. We take  $n = 500$ ,  $d = 250$ ,  $\delta = 0.1$ . In the left panel, we assume the estimator has access to  $\theta_{\sharp}$  with  $\|\theta_{\sharp}\| = 1.2 \cdot \|\theta_*\|$ . In the right panel, we assume  $\theta_{\sharp} = \theta_*$  and therefore the model (2) is equivalent to the model (252).

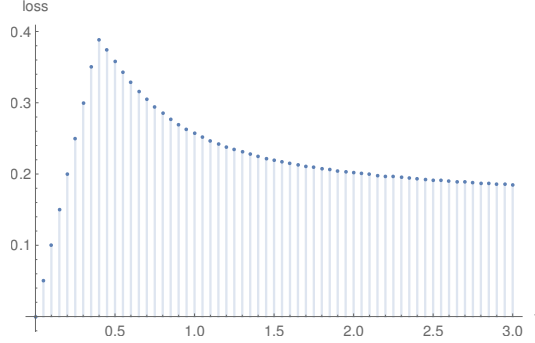


Figure 5: Numerical validation of the performance of Algorithm 1 in Theorem 7. We take the minimum loss (cf. (3)) achieved by Algorithm 1 and the trivial estimator  $\hat{\theta}_0(X_1^{3n}) = 0$ . We plot the loss as a function of  $t = \|\theta_*\|$  for  $t \in [0, 4]$  with step size 0.05. We take  $n = 100$ ,  $d = 5$ ,  $\delta = 0.1$ .

et al., 2019, Ren et al., 2022] in the context of the EM algorithm, in a rather restricted setting: The distribution of the samples is standard Gaussian  $N(0, I_d)$ , yet the estimator is allowed to (over)fit a two-component Gaussian mixture, with symmetric means  $\pm\theta$  and a covariance matrix  $\sigma^2 \cdot I_d$  with any  $\sigma > 0$ . Even in this restricted setting, the result is rather delicate and there are differences, e.g., between one- and multi-dimensional models. We finally remark that even method-of-moments based estimators (as the one we use in our paper) the analysis is also typically made for isotropic noise, e.g., [Hsu and Kakade, 2013, Wu and Yang, 2020]. Addressing these issues in the context of Markovian model or models with more sophisticated dependence structures is left as an important yet challenging future task.

2. Another direction beyond Gaussian noise is to look at noise with a heavy-tailed distribution. There has been some recent progress on this topic in high-dimensional statistics [Hopkins, 2020, Hopkins et al., 2020, Cherapanamjeri et al., 2020]. The estimation error rate is expected to depend on the decay rate of the tail. Additional ideas and techniques will most likely be needed in order to handle heavy tails. We leave it for future research.