

Topologically protected generation of spatiotemporal optical vortices with nonlocal spatial-mirror-symmetry-breaking metasurface

Junyi Huang, Hongliang Zhang, Tengfeng Zhu, and Zhichao Ruan*
*Interdisciplinary Center of Quantum Information,
State Key Laboratory of Modern Optical Instrumentation,
and Zhejiang Province Key Laboratory of Quantum Technology and Device,
Department of Physics, Zhejiang University, Hangzhou 310027, China*

Recently nonlocal spatial-mirror-symmetry-breaking metasurfaces have been proposed to generate spatiotemporal optical vortices (STOVs), which carry transverse orbital angular momenta. Here we investigate the topological property of the STOV generator and show that spatial mirror symmetry breaking introduces a synthetic parameter dimension associated with the metasurface geometry. Furthermore, we demonstrate that there are well-defined vortices emerging with the synthetic parameter dimension, which can topologically protect the STOV generation robustly against structural perturbations and disorders. Since the vortices are always ‘created’ or ‘annihilated’ together in pairs of opposite charges in the k_x - ω domain, the total topological charge of these vortices is a conserved quantity. Our studies not only provide a new topological perspective for STOV generation but also lay a solid foundation for potential applications of STOV metasurfaces integrated with other optoelectronic devices, because of their robust immunity to fabrication defects.

Since the intriguing recognition that optical phase singularity [1] can lead to longitudinal orbital angular momentum (OAM) [2–4], the studies of optical field singularities have been broadly extended over spatial dimensions. Recently, intense interest has been attracted to explore the optical vortices in the spatiotemporal domain [5–24]. In particular, spatiotemporal optical vortices (STOVs), as an optical pulse, can be tilted with respect to the propagation direction and exhibit transverse components of OAM unique in the spatiotemporal domain [7–9]. With such transverse OAM, all the family members of optical angular momentum are united from both spin and orbital perspectives and with both transverse and longitudinal components.

Although transverse OAM offers a new degree of freedom and potential advances, it is a challenge to generate STOVs due to the requirement of neat optical manipulations associated with both spatial and temporal domains, simultaneously. By using pulse shapers, the spatiotemporal control method was firstly experimentally demonstrated to generate STOVs in free space with bulk optical systems [10–17]. Alternatively, much more compact than pulse shapers, nonlocal metasurfaces were proposed to create phase singularities in the spatiotemporal domain by breaking spatial mirror symmetry [18, 19]. Moreover, we showed that the phase singularity can be used to realize differentiation computation in the spatiotemporal domain [19]. Analog to the image processing of edge detection in the spatial domain [25–37], we proposed the spatiotemporal differentiation with the generated STOVs to detect the sharp changes of pulse envelopes, in both spatial and temporal dimensions [19].

In this Letter, we move a step further to investigate the topological property of STOV metasurface. We

show that spatial mirror symmetry breaking introduces a synthetic parameter dimension [38] associated with the metasurface geometry. More importantly, the STOV generation can be topologically protected by a vortex configuration emerging with the synthetic parameter dimension, which provides robustness against structural perturbations and disorders. In fact, fabrication tolerance is of great importance for potential applications when the STOV devices are integrated with other optoelectronic devices. Originally, such robust topological protection was discovered in solid-state electronic systems [39–44] and has been extended to photonics [45–48]. In particular, nontrivial photonics edge states for photonic crystals were greatly developed for robust light transmission [49–66]. As a key area of modern optical research, topological photonics fundamentally deepens the understanding of light interference, diffraction, and scattering. Moreover, topological protections have been explored for high performance devices against fabrication defects, such as topological delay lines [53], robust lasing [67, 68], infinite Q-factors resonator with bound states in continuum [69, 70], polarization conversion [71, 72], and spatial field transformation for analog computing [35, 73]. In this context, our studies not only provide a new topological perspective for STOV generation, but also lay a solid foundation for STOV metasurfaces, because of their robust immunity to perturbations and disorders. Since the synthetic parameter dimensions can be easily extended to high dimensions by including more geometry parameters, our studies also indicate that STOV metasurfaces are potentially favorable platforms to explore high-dimensional topological physics.

In order to elucidate the topological protection, we begin with briefly discussing the physical motivation of breaking the spatial mirror symmetry for the STOV generation [19]. We first consider a metasurface consisting of two rods in each period etched on a silicon substrate, with one-dimensional grating structure along x

* zhichao@zju.edu.cn

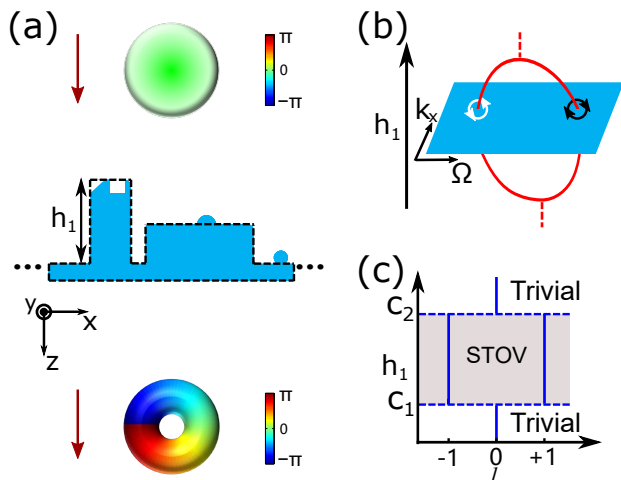


FIG. 1. (a) Schematic of topological protection for STOV generations with the metasurface, a one-dimensional periodic grating (the dashed line) perturbed with random defects along x with spatial mirror symmetry breaking. The detailed geometry of the metasurface is described in Sec. I of the Supplementary Material. The transmitted pulse corresponds to a STOV carrying transverse orbital angular momentum for an incident pulse with both Gaussian envelopes in the spatial and temporal domains. (b) A closed path nodal line in the three-dimensional synthetic parameter space of k_x , ω and h_1 . The white and black circles in the cross-section k_x – ω plane indicate the opposite topological charges, and the total topological charge of these vortices is a conserved quantity. (c) Nature of the topological protection for STOV generations: The topological phase transition emerge from the trivial cases with the topological charge $l = 0$ to the nontrivial STOV one, where c_1 and c_2 correspond to the critical values of h_1 .

[Fig. 1(a)]. Suppose that the metasurface has a spatial mirror symmetry, when a pulse with both Gaussian envelopes in spatial and temporal domains impinges on the structure at normal incidence, due to the mirror symmetry, the phase distribution of the transmitted pulse must also be symmetric about the mirror plane. As a result, there is no phase singularity in the spatiotemporal dimension. Therefore, in order to generate STOVs at normal incidence, it is necessary to break the mirror symmetry of the structure for achieving asymmetric phase modulation and creating a phase singularity. In fact, the spatial-mirror-symmetry breaking can be extended to more than one plane, e.g. by designing a two-dimensional asymmetry grating.

In this way, we next investigate the impact of spatial symmetry breaking, by constructing a synthetic dimension with the geometry parameter h_1 , the height of the left rod in the unit cell. We analyze the phase modulation of the metasurface by considering an incident plane wave polarized in the y direction $E_{\text{in}} = \tilde{s}_{\text{in}} \exp(ik_x x + ik_z z - i\omega t)$, where \tilde{s}_{in} is the incident amplitude, k_x and k_z are the wavevector components parallel and perpendicular to the structure interface, respectively. Due to the phase match condition for grating

diffraction, in order to simplify the analysis, here we consider the case that only the zeroth-order diffraction light is transmitted with the same wavevector component k_x : $E_{\text{trans}} = \tilde{s}_{\text{trans}} \exp(ik_x x + ik_z z - i\omega t)$, where \tilde{s}_{tran} is the transmitted amplitude. Therefore, the spatiotemporal transformation by the metasurface is defined by a transmission spectrum function $T(k_x, \omega) = \tilde{s}_{\text{tran}}(k_x, \omega) / \tilde{s}_{\text{in}}(k_x, \omega)$.

We expect that due to spatial symmetry breaking, the phase singularities can be illustrated by the phase distribution of $T(k_x, \omega)$. Indeed, Figs. 2(a-e) show the phase distributions of the transmission spectrum functions T by gradually increasing h_1 , which exhibit different topological features. The detailed geometry of the metasurface is described in Sec. I of the Supplementary Material. We numerically calculate the transmission spectrum function T by the finite-element method using the commercial full-wave software package COMSOL. In the simulation, the material dispersion has been taken into account, and the optical constants of silicon are referred to the experimental data in Ref. [74]. For $h_1 < 230$ nm, there is no phase singularity in transmission spectrum function [Fig. 2(a)], which corresponds to the trivial case. However, due to spatial mirror symmetry breaking, for h_1 around 238.5 nm, there is a topological phase transition from the trivial case to the topological STOV one. For example, when $h_1 = 240$ nm, Fig. 2(b) shows the two phase singularities are with the topological charges $l = \pm 1$ at $\omega = 0.8641 \times 2\pi c/p$ and $\omega = 0.8678 \times 2\pi c/p$. By further increasing h_1 over 388.7 nm, the phase singularities disappear because the impact of the spatial symmetry breaking becomes weak, as the left rod is much taller than the other and dominates the symmetric property of the metasurface. We note that the vortices with opposite handedness are the fundamental ‘charges’ in the k_x – ω dimensions. Since they are always ‘created’ or ‘annihilated’ together in pairs of opposite charges, we identify that the total topological charge of these vortices is a conserved quantity. The change of the phase distribution demonstrates that the spatial symmetry breaking leads to the transition from the trivial cases to the topological STOV one in the k_x – ω domain [Fig. 1(c)].

In order to illustrate the topological phase transition more clearly, Fig. 2(f) shows the nodal lines in the synthetic dimension with the geometry parameter h_1 . These nodal lines are the intersection of $\text{Re}(T) = 0$ and $\text{Im}(T) = 0$ (cf. Supplementary Material Sec. II). More importantly, the topological structure is similar to the optical vortices of the scalar field in the real space [1]. Therefore, when a plane with a fixed value h_1 has intersections with the nodal lines in the synthetic dimension, two vortices with opposite handedness appear in the cross-section plane [Fig. 1(b)]. In general, the geometry parameter h_1 as the order parameter has two critical values c_1 and c_2 , during the transition from the trivial cases to the topological STOV ones, and the nodal line with a ring structure is a topological feature as shown in Fig. 1(b).

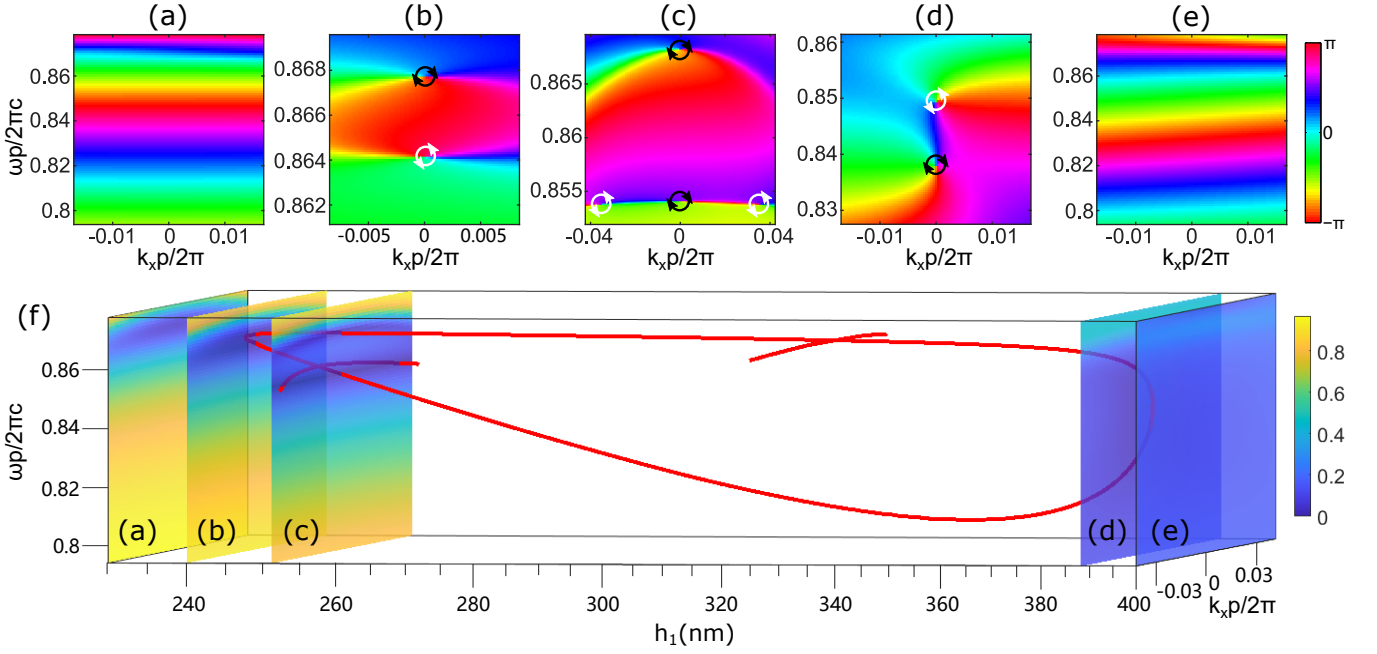


FIG. 2. (a-e) The phase distributions of transmission spectrum functions T at $h_1 = 230$ nm, 240 nm, 251.3 nm, 388.3 nm and 400 nm, respectively. (f) The nodal line in the three-dimensional synthetic parameter space of the structure. The insets are the amplitude distributions corresponding to (a-e).

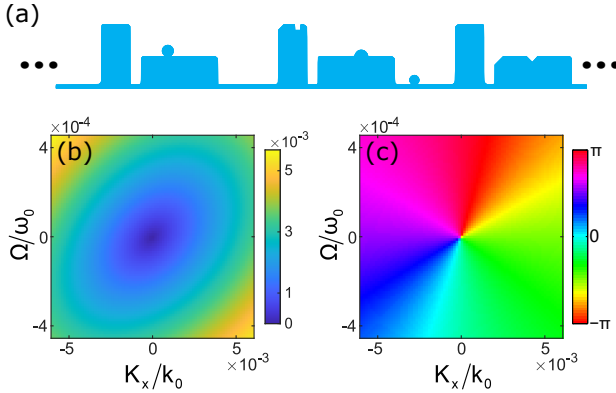


FIG. 3. The transmission spectrum function of the STOV generator with random defects. (a) The unit cell of the periodic STOV metasurface with random defects. (b) Amplitude and (c) phase distributions of the transmission spectrum function with respect to K_x and Ω , where the vortex in the $k_x - \omega$ domain is at $\omega_0 = 0.798 \times 2\pi c/p$ and $k_x^0 = -0.0288k_0$.

We also note that due to the crossovers of nodal lines, for $h_1 > 248$ nm, the $k_x - \omega$ plane has two more interactions with the nodal lines. For example, Fig. 2(c) shows the phase distribution of the transmission spectrum function for $h_1 = 251.3$ nm, where two additional vortices are created. Even when the nodal lines crossover, the total topological charges of these vortices are conserved [Fig. 2(c)]. Due to the conservation law and the additional vortices at $k_x \neq 0$ having the same handedness, Fig. 2(c) shows that the handedness of the vortex

at $\omega = 0.854 \times 2\pi c/p$ and $k_x = 0$ has to change from $l = +1$ to $l = -1$ in comparison with Fig. 2(b). In the same situation, due to the crossover of nodal lines around $h_1 = 330$ nm, Fig. 2(d) shows that the vortex handedness at $\omega = 0.849 \times 2\pi c/p$ and $k_x = 0$ changes from $l = -1$ to $l = +1$. The details of the transmission spectrum functions near the crossovers of the nodal lines for $h_1 = 251.3$ nm and $h_1 = 324.5$ nm are described in Sec. III of the Supplementary Material. Finally, the two vortices are annihilated as shown in Fig. 2(e) at $h_1 = 400$ nm.

Next we show that the topological protected vortex in the $k_x - \omega$ domain can be transferred to the spatiotemporal domain and thus generates the topologically protected STOV. Suppose a vortex with charge number l located at (ω_0, k_x^0) in the $k_x - \omega$ domain, we consider an incident (transmitted) pulse with central frequency ω_0 and transverse wavevector component k_x^0 as $E_{\text{in(trans)}}(x, t) = s_{\text{in(trans)}}(x, t) \exp(ik_x^0 x + ik_z^0 z - i\omega_0 t)$. Here $s_{\text{in}}(x, t)$ and $s_{\text{trans}}(x, t)$ are the spatiotemporal envelope amplitudes of the incident and transmitted fields, respectively. In order to specifically depict the transformation between the incident and transmitted pulses while propagating through the STOV generator, we decompose the incident (transmitted) pulse envelope into a series of plane waves by Fourier transform $s_{\text{in(trans)}}(x, t) = \iint \tilde{s}_{\text{in(trans)}}(K_x, \Omega) \exp(iK_x x - i\Omega t) dK_x d\Omega$, where $K_x = k_x - k_x^0$ is the wavevector component shifted along x direction, and $\Omega = \omega - \omega_0$ is the sideband angular frequency from the center one ω_0 . In the polar coordinate, the expression is converted to $s_{\text{in(trans)}}(r, \theta) =$

$$\int_0^\infty \int_0^{2\pi} \tilde{s}_{\text{in}(\text{trans})}(\rho, \chi) \exp[i\rho r \cos(\chi + \theta)] \rho d\rho d\chi, \quad \text{where}$$

$$r = \sqrt{x^2 + t^2}, \quad \theta = \tan^{-1}(t/x) \quad \text{and} \quad \rho = \sqrt{K_x^2 + \Omega^2},$$

$$\chi = \tan^{-1}(\Omega/K_x).$$
 According to the restriction of the winding number around vortex, within the small enough region, the amplitude of transmission spectrum function can be written as $f(\rho)$, and without loss of general T can be expressed as

$$T(\rho, \chi) = f(\rho) (Ae^{il\chi} + Be^{-il\chi}), \quad (1)$$

where l is the winding number of the vortex, A and B are the two constant parameters, respectively. We note that when the phase singularity is anisotropic, both A and B are nonzero. The overall topological charge is l if $|A|$ is larger than $|B|$, and $-l$ otherwise. Suppose that an incident pulse with zero topological charge $\tilde{s}_{\text{in}}(\rho)$ impinges on the metasurface. With the transmission spectrum function, the transmitted envelope can be expressed as (see Supplementary Material Sec. IV for details)

$$s_{\text{tran}}(r, \theta) = 2\pi i^l (Ae^{-il\theta} + Be^{il\theta}) \int_0^\infty \tilde{s}_{\text{in}}(\rho) f(\rho) J_l(\rho r) \rho d\rho, \quad (2)$$

where J_l is the l -th order Bessel function of the first kind. Clearly, Eq. (2) shows that the transmitted pulse has a vortex with a nonzero topological charge in the spatiotemporal domain, but with the opposite one in the $k_x - \omega$ domain.

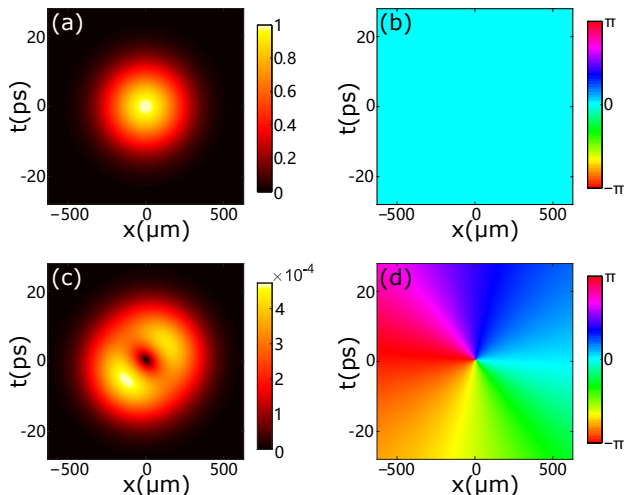


FIG. 4. Generation of a STO by the metasurface with random defects for a Gaussian-enveloped incident pulse. (a) Amplitude and (b) phase distributions of obliquely incident pulse with Gaussian envelopes in both spatial and temporal domains. (c) Amplitude and (d) phase distributions of the transmitted one. The transmitted pulse with transverse OAM has a phase singularity, leading to the zero amplitude at the pulse center.

Next we further show that the STO generation with the metasurface can be topologically protected by the vortices in the $k_x - \omega$ domain. When the vortices are distanced from the crossovers of nodal lines and the critical points around the topological phase transition, small changes to the metasurface geometry in the real space can be treated as perturbations

to the vortex at (ω_0, k_x^0) . The strength of the topological protection can be evaluated by the distance to its nearest vortex:

$$\Delta = \sqrt{(\omega_n - \omega_0)^2 + c^2(k_x^n - k_x^0)^2}, \quad (3)$$

where ω_n and k_x^n are the frequency and the wavevector component of the nearest vortex. When Δ is large enough, the vortices with $l = \pm 1$ are stable due to topological protection from the perturbation: Since the continuous structural perturbation only continuously perturbs the contours $\text{Re}(T) = 0$ and $\text{Im}(T) = 0$, the intersection of the two contours still gives vortices in the $k_x - \omega$ domain. On the other hand, when the vortices are close to the crossovers of nodal lines or the critical points of the transitions, intrinsically, these vortices are vulnerable and cannot be robust to perturbations, and it is meaningless to define the protection strength for these vulnerable vortices.

To demonstrate the robust generation of STO against structural perturbations and disorders, we randomly generate some defects shown in Fig. 3(a), where $h_1 = 340$ nm and the topological protection strength $\Delta = 0.059 \times 2\pi c/p$. The defects are randomly positioned, including partial convexities, concavities, and various kinds of chamfers (the detailed geometry cf. Supplementary Material Sec. I). We numerically calculate the amplitude and phase distributions of the transmission spectrum function T [Figs. 3(b-c)] for the zeroth-order diffraction light. Indeed, even with such perturbations, the phase distribution of T exhibits that the vortex in the $k_x - \omega$ domain still survives, which leads to a zero amplitude at $\omega_0 = 0.798 \times 2\pi c/p$ and $k_x^0 = -0.0288k_0$, where $k_0 = \omega_0/c$. Clearly, it indicates the topologically protected robustness of the STO metasurface.

Next we simulate an incident pulse with Gaussian envelopes in both spatial and temporal domains to demonstrate the STO generation. Figures 4(a) and (b) show the amplitude and phase distributions of the incident pulse envelope, where the beam waist and pulse width are $502 \mu\text{m}$ and 22 ps within the ranges of spatial and temporal bandwidths shown in Fig. 3. After passing through the metasurface, we simulate the transmitted pulse by the Fourier transform method, with the transmission spectrum function in Fig. 3. The amplitude and phase distributions of transmitted pulse envelope are shown in Figs. 4(c) and (d), respectively. Indeed, they show that with the topological protection, the transmitted pulse is still a STO with zero amplitude at the pulse center [Fig. 4(c)] and has a phase singularity [Fig. 4(d)] in the spatiotemporal domain, which successfully immunizes against the defects in the metasurface.

In summary, we investigate the topological property of STO metasurface in a synthetic parameter dimension associated with the metasurface geometry. Since STO metasurfaces are much more compact than the pulse shapers, their robust immunity to fabrication defects paves the way forward generating and modulating the transverse OAM with integrated devices. We also note that here the chosen geometry parameter h_1 is not particular, and there are plenty of the other geometry parameters which can realize the STOs. Therefore, the nodal line discussed in the present paper is transformed to a hyperplane in the high-dimensional synthetic space. It is intriguing to explore the topological structure in such a synthetic space, associated with frequency and wavevector. We believe that there are high-order vortices emerging in the synthetic parameter dimension, which could be important in the applications of STOs.

The authors acknowledge funding through the National Key Research and Development Program of China (Grant No. 2017YFA0205700), the National Natural Science Foundation of China (NSFC Grants Nos. 12174340 and 91850108),

the Open Foundation of the State Key Laboratory of Modern Optical Instrumentation, and the Open Research Program of Key Laboratory of 3D Micro/Nano Fabrication and Characterization of Zhejiang Province.

-
- [1] J. F. Nye and M. V. Berry, Dislocations in wave trains, *Proceedings of the Royal Society of London. A. Mathematical and Physical Sciences* **336**, 165 (1974).
- [2] A. M. Yao and M. J. Padgett, Orbital angular momentum: origins, behavior and applications, *Adv. Opt. Photon.* **3**, 161 (2011).
- [3] S. Franke-Arnold, L. Allen, and M. Padgett, Advances in optical angular momentum, *Laser Photonics Rev.* **2**, 299 (2008).
- [4] Y. Shen, X. Wang, Z. Xie, C. Min, X. Fu, Q. Liu, M. Gong, and X. Yuan, Optical vortices 30 years on: Oam manipulation from topological charge to multiple singularities, *Light Sci. Appl.* **8**, 90 (2019).
- [5] A. P. Sukhorukov and V. V. Yangirova, Spatio-temporal vortices: properties, generation and recording (SPIE, 2005) p. 59406.
- [6] N. Dror and B. A. Malomed, Symmetric and asymmetric solitons and vortices in linearly coupled two-dimensional waveguides with the cubic-quintic nonlinearity, *Physica D: Nonlinear Phenomena* **240**, 526 (2011).
- [7] K. Y. Bliokh and F. Nori, Spatiotemporal vortex beams and angular momentum, *Phys. Rev. A* **86**, 033824 (2012).
- [8] K. Y. Bliokh and F. Nori, Transverse and longitudinal angular momenta of light, *Phys. Rep.* **592**, 1 (2015).
- [9] K. Y. Bliokh, Spatiotemporal vortex pulses: Angular momenta and spin-orbit interaction, *Phys. Rev. Lett.* **126**, 243601 (2021).
- [10] A. Chong, C. Wan, J. Chen, and Q. Zhan, Generation of spatiotemporal optical vortices with controllable transverse orbital angular momentum, *Nat. Photonics* **14**, 350 (2020).
- [11] S. W. Hancock, S. Zahedpour, A. Goffin, and H. M. Milchberg, Free-space propagation of spatiotemporal optical vortices, *Optica* **6**, 1547 (2019).
- [12] N. Jhajj, *Hydrodynamic and electrodynamic implications of optical femtosecond filamentation*, Ph.D. thesis, University of Maryland, College Park (2017).
- [13] N. Jhajj, I. Larkin, E. W. Rosenthal, S. Zahedpour, J. K. Wahlstrand, and H. M. Milchberg, Spatiotemporal optical vortices, *Phys. Rev. X* **6**, 031037 (2016).
- [14] S. Hancock, S. Zahedpour, and H. Milchberg, Second-harmonic generation of spatiotemporal optical vortices and conservation of orbital angular momentum, *Optica* **8**, 594 (2021).
- [15] C. Wan, J. Chen, A. Chong, and Q. Zhan, Generation of ultrafast spatiotemporal wave packet embedded with time-varying orbital angular momentum, *Sci. Bull.* **65**, 1334 (2020).
- [16] C. Wan, J. Chen, A. Chong, and Q. Zhan, Photonic orbital angular momentum with controllable orientation, *Natl. Sci. Rev.* (2021).
- [17] G. Gui, N. J. Brooks, H. C. Kapteyn, M. M. Murnane, and C.-T. Liao, Second-harmonic generation and the conservation of spatiotemporal orbital angular momentum of light, *Nat. Photonics* **15**, 608 (2021).
- [18] H. Wang, C. Guo, W. Jin, A. Y. Song, and S. Fan, Engineering arbitrarily oriented spatiotemporal optical vortices using transmission nodal lines, *Optica* **8**, 966 (2021).
- [19] J. Huang, J. Zhang, T. Zhu, and Z. Ruan, Spatiotemporal differentiators generating optical vortices with transverse orbital angular momentum and detecting sharp change of pulse envelope, *Laser Photonics Rev.* **n/a**, 2100357 (2022).
- [20] S. W. Hancock, S. Zahedpour, and H. M. Milchberg, Mode structure and orbital angular momentum of spatiotemporal optical vortex pulses, *Physical Review Letters* **127**, 193901 (2021).
- [21] M. Mazanov, D. Sugic, M. A. Alonso, F. Nori, and K. Y. Bliokh, Transverse shifts and time delays of spatiotemporal vortex pulses reflected and refracted at a planar interface, *Nanophotonics*, 20210294 (2021).
- [22] Q. Cao, J. Chen, K. Lu, C. Wan, A. Chong, and Q. Zhan, Non-spreading bessel spatiotemporal optical vortices, *Sci. Bull.* **67**, 133 (2022).
- [23] Y. Fang, S. Lu, and Y. Liu, Controlling photon transverse orbital angular momentum in high harmonic generation, *Phys. Rev. Lett.* **127**, 273901 (2021).
- [24] Q. Cao, J. Chen, K. Lu, C. Wan, A. Chong, and Q. Zhan, Sculpturing spatiotemporal wavepackets with chirped pulses, *Photonics Res.* **9**, 2261 (2021).
- [25] T. Zhu, Y. Zhou, Y. Lou, H. Ye, M. Qiu, Z. Ruan, and S. Fan, Plasmonic computing of spatial differentiation, *Nat. Commun.* **8**, 15391 (2017).
- [26] C. Guo, M. Xiao, M. Minkov, Y. Shi, and S. Fan, Photonic crystal slab laplace operator for image differentiation, *Optica* **5**, 251 (2018).
- [27] H. Kwon, D. Sounas, A. Cordaro, A. Polman, and A. Alù, Nonlocal metasurfaces for optical signal processing, *Phys. Rev. Lett.* **121**, 173004 (2018).
- [28] A. Saba, M. R. Tavakol, P. Karimi-Khoozani, and A. Khavasi, Two-dimensional edge detection by guided mode resonant metasurface, *IEEE Photon. Technol. Lett.* **30**, 853 (2018).
- [29] A. Cordaro, H. Kwon, D. Sounas, A. F. Koenderink, A. Alù, and A. Polman, High-index dielectric metasurfaces performing mathematical operations, *Nano Lett.* **19**, 8418 (2019).
- [30] T. Zhu, Y. Lou, Y. Zhou, J. Zhang, J. Huang, Y. Li, H. Luo, S. Wen, S. Zhu, Q. Gong, M. Qiu, and Z. Ruan, Generalized spatial differentiation from the spin hall effect of light and its application in image processing of edge detection, *Phys. Rev. Appl.* **11**, 034043 (2019).
- [31] J. Zhou, H. Qian, C.-F. Chen, J. Zhao, G. Li, Q. Wu, H. Luo, S. Wen, and Z. Liu, Optical edge detection based on high-efficiency dielectric metasurface, *Proc. Natl. Acad. Sci.* **116**, 11137 (2019).
- [32] T. Zhu, J. Huang, and Z. Ruan, Optical phase mining by adjustable spatial differentiator, *Adv. Photon.* **2**, 016001 (2020).
- [33] Y. Zhou, H. Zheng, I. I. Kravchenko, and J. Valentine,

- Flat optics for image differentiation, *Nat. Photonics* **14**, 316 (2020).
- [34] P. Huo, C. Zhang, W. Zhu, M. Liu, S. Zhang, S. Zhang, L. Chen, H. J. Lezec, A. Agrawal, Y. Lu, *et al.*, Photonic spin-multiplexing metasurface for switchable spiral phase contrast imaging, *Nano Lett.* **20**, 2791 (2020).
- [35] T. Zhu, C. Guo, J. Huang, H. Wang, M. Orenstein, Z. Ruan, and S. Fan, Topological optical differentiator, *Nat. Commun.* **12**, 680 (2021).
- [36] F. Zangeneh-Nejad, D. L. Sounas, A. Alù, and R. Fleury, Analogue computing with metamaterials, *Nat. Rev. Mater.* **6**, 207 (2021).
- [37] A. P. Vafa, P. Karimi, and A. Khavasi, Analog optical edge detection by spatial high-pass filtering using lithography-free structures, *Opt. Commun.* **495**, 127084 (2021).
- [38] L. Yuan, Q. Lin, M. Xiao, and S. Fan, Synthetic dimension in photonics, *Optica* **5**, 1396 (2018).
- [39] B. A. Bernevig, T. L. Hughes, and S.-C. Zhang, Quantum spin hall effect and topological phase transition in hgte quantum wells, *Science* **314**, 1757 (2006).
- [40] L. Fu and C. L. Kane, Topological insulators with inversion symmetry, *Phys. Rev. B* **76**, 045302 (2007).
- [41] M. König, S. Wiedmann, C. Brune, A. Roth, H. Buhmann, L. W. Molenkamp, X.-L. Qi, and S.-C. Zhang, Quantum spin hall insulator state in hgte quantum wells, *Science* **318**, 766 (2007).
- [42] D. Hsieh, D. Qian, L. Wray, Y. Xia, Y. S. Hor, R. J. Cava, and M. Z. Hasan, A topological dirac insulator in a quantum spin hall phase, *Nature* **452**, 970 (2008).
- [43] Y. Xia, D. Qian, D. Hsieh, L. Wray, A. Pal, H. Lin, A. Bansil, D. Grauer, Y. S. Hor, R. J. Cava, *et al.*, Observation of a large-gap topological-insulator class with a single dirac cone on the surface, *Nat. phys.* **5**, 398 (2009).
- [44] H. Zhang, C.-X. Liu, X.-L. Qi, X. Dai, Z. Fang, and S.-C. Zhang, Topological insulators in bi₂se₃, bi₂te₃ and sb₂te₃ with a single dirac cone on the surface, *Nat. phys.* **5**, 438 (2009).
- [45] Z. Wang, Y. Chong, J. D. Joannopoulos, and M. Soljačić, Observation of unidirectional backscattering-immune topological electromagnetic states, *Nature* **461**, 772 (2009).
- [46] T. Ozawa, H. M. Price, A. Amo, N. Goldman, M. Hafezi, L. Lu, M. C. Rechtsman, D. Schuster, J. Simon, O. Zilberberg, and I. Carusotto, Topological photonics, *Rev. Mod. Phys.* **91**, 015006 (2019).
- [47] L. Lu, J. D. Joannopoulos, and M. Soljačić, Topological photonics, *Nat. Photonics* **8**, 821 (2014).
- [48] A. B. Khanikaev and G. Shvets, Two-dimensional topological photonics, *Nat. Photonics* **11**, 763 (2017).
- [49] M. I. Shalaev, W. Walasik, A. Tsukernik, Y. Xu, and N. M. Litchinitser, Robust topologically protected transport in photonic crystals at telecommunication wavelengths, *Nat. nanotechnol.* **14**, 31 (2019).
- [50] X.-T. He, E.-T. Liang, J.-J. Yuan, H.-Y. Qiu, X.-D. Chen, F.-L. Zhao, and J.-W. Dong, A silicon-on-insulator slab for topological valley transport, *Nat. Commun.* **10**, 872 (2019).
- [51] S. Arora, T. Bauer, R. Barczyk, E. Verhagen, and L. Kuipers, Direct quantification of topological protection in symmetry-protected photonic edge states at telecom wavelengths, *Light Sci. Appl.* **10**, 9 (2021).
- [52] Y. Wang, W. Liu, Z. Ji, G. Modi, M. Hwang, and R. Agarwal, Coherent interactions in one-dimensional topological photonic systems and their applications in all-optical logic operation, *Nano Lett.* **20**, 8796 (2020).
- [53] M. Hafezi, E. A. Demler, M. D. Lukin, and J. M. Taylor, Robust optical delay lines with topological protection, *Nat. Phys.* **7**, 907 (2011).
- [54] H. Zhao, P. Miao, M. H. Teimourpour, S. Malzard, R. El-Ganainy, H. Schomerus, and L. Feng, Topological hybrid silicon microlasers, *Nat. Commun.* **9**, 981 (2018).
- [55] X. Gao, L. Yang, H. Lin, L. Zhang, J. Li, F. Bo, Z. Wang, and L. Lu, Dirac-vortex topological cavities, *Nat. Nanotechnol.* **15**, 1012 (2020).
- [56] J.-L. Tambasco, G. Corrielli, R. J. Chapman, A. Crespi, O. Zilberberg, R. Osellame, and A. Peruzzo, Quantum interference of topological states of light, *Sci. adv.* **4**, eaat3187 (2018).
- [57] S. Barik, A. Karasahin, C. Flower, T. Cai, H. Miyake, W. DeGottardi, M. Hafezi, and E. Waks, A topological quantum optics interface, *Science* **359**, 666 (2018).
- [58] Y. Chen, X.-T. He, Y.-J. Cheng, H.-Y. Qiu, L.-T. Feng, M. Zhang, D.-X. Dai, G.-C. Guo, J.-W. Dong, and X.-F. Ren, Topologically protected valley-dependent quantum photonic circuits, *Phys. Rev. Lett.* **126**, 230503 (2021).
- [59] A. Dutt, Q. Lin, L. Yuan, M. Minkov, M. Xiao, and S. Fan, A single photonic cavity with two independent physical synthetic dimensions, *Science* **367**, 59 (2020).
- [60] M. Mancini, G. Pagano, G. Cappellini, L. Livi, M. Rider, J. Catani, C. Sias, P. Zoller, M. Inguscio, M. Dalmonte, *et al.*, Observation of chiral edge states with neutral fermions in synthetic hall ribbons, *Science* **349**, 1510 (2015).
- [61] W. Gao, M. Lawrence, B. Yang, F. Liu, F. Fang, B. Béri, J. Li, and S. Zhang, Topological photonic phase in chiral hyperbolic metamaterials, *Phys. Rev. Lett.* **114**, 037402 (2015).
- [62] B. Yang, Q. Guo, B. Tremain, R. Liu, L. E. Barr, Q. Yan, W. Gao, H. Liu, Y. Xiang, J. Chen, *et al.*, Ideal weyl points and helicoid surface states in artificial photonic crystal structures, *Science* **359**, 1013 (2018).
- [63] Y. Yang, Z. Gao, H. Xue, L. Zhang, M. He, Z. Yang, R. Singh, Y. Chong, B. Zhang, and H. Chen, Realization of a three-dimensional photonic topological insulator, *Nature* **565**, 622 (2019).
- [64] Q. Wang, M. Xiao, H. Liu, S. Zhu, and C. T. Chan, Optical interface states protected by synthetic weyl points, *Phys. Rev. X* **7**, 031032 (2017).
- [65] B.-Y. Xie, G.-X. Su, H.-F. Wang, H. Su, X.-P. Shen, P. Zhan, M.-H. Lu, Z.-L. Wang, and Y.-F. Chen, Visualization of higher-order topological insulating phases in two-dimensional dielectric photonic crystals, *Phys. Rev. Lett.* **122**, 233903 (2019).
- [66] S. Xia, D. Kaltsas, D. Song, I. Komis, J. Xu, A. Szameit, H. Buljan, K. G. Makris, and Z. Chen, Nonlinear tuning of PT symmetry and non-hermitian topological states, *Science* **372**, 72 (2021).
- [67] P. St-Jean, V. Goblot, E. Galopin, A. Lemaître, T. Ozawa, L. Le Gratiet, I. Sagnes, J. Bloch, and A. Amo, Lasing in topological edge states of a one-dimensional lattice, *Nat. Photonics* **11**, 651 (2017).
- [68] B. Bahari, A. Ndao, F. Vallini, A. El Amili, Y. Fainman, and B. Kanté, Nonreciprocal lasing in topological cavities of arbitrary geometries, *Science* **358**, 636 (2017).
- [69] C. W. Hsu, B. Zhen, J. Lee, S.-L. Chua, S. G. Johnson, J. D. Joannopoulos, and M. Soljačić, Observation of trapped light within the radiation continuum, *Nature*

- 499**, 188 (2013).
- [70] C. W. Hsu, B. Zhen, A. D. Stone, J. D. Joannopoulos, and M. Soljačić, Bound states in the continuum, *Nat. Rev. Mater.* **1**, 16048 (2016).
 - [71] Y. Guo, M. Xiao, and S. Fan, Topologically protected complete polarization conversion, *Phys. Rev. Lett.* **119**, 167401 (2017).
 - [72] Y. Guo, M. Xiao, Y. Zhou, and S. Fan, Arbitrary polarization conversion with a photonic crystal slab, *Adv. Opt. Mater.* **7**, 1801453 (2019).
 - [73] F. Zangeneh-Nejad and R. Fleury, Topological analog signal processing, *Nat. Commun.* **10**, 2058 (2019).
 - [74] M. A. Green, Self-consistent optical parameters of intrinsic silicon at 300 k including temperature coefficients, *Sol. Energy Mater. Sol. Cells* **92**, 1305 (2008).

Supplementary Material: Topologically protected generation of spatiotemporal optical vortices

I. THE DETAILED GEOMETRY OF STOV GENERATOR METASURFACE WITHOUT AND WITH DEFECTS.

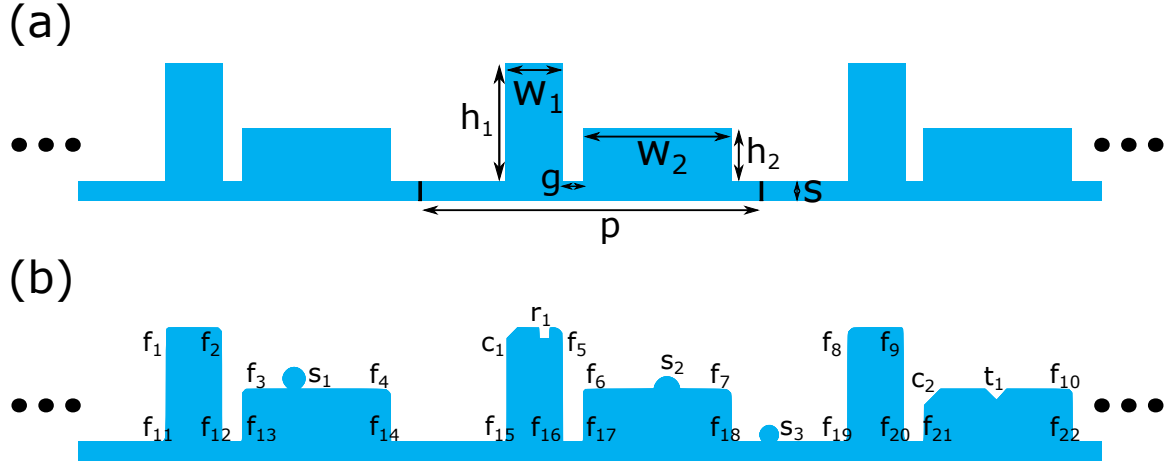


FIG. S1. (a) The geometry of STOV generator metasurface. (b) The unit cell of the periodic STOV generator with random defects [Fig. 3(a)]. f_1 to f_{22} correspond to the fillets of rods. c_1 and c_2 are the chamfers on the rods. s_1 to s_3 are three spherical convexities on the metasurface. r_1 and t_1 are two concavities with rectangular and triangular shapes.

As shown in Fig. S1(a), the geometry parameters of the metasurface except h_1 are the height of the right rod $h_2 = 160$ nm, the thickness of substrate $s = 20$ nm, the gap between two rods $g = 64$ nm, the period $p = 1000$ nm, the widths of two rods $w_1 = 160$ nm and $w_2 = 432$ nm, respectively. The metasurface with random defects is shown in Fig. S1(b). The radiuses of fillets on the rods shown as f_1 to f_{22} in Fig. S2 are 5.6 nm, 14.7 nm, 13.4 nm, 19.4 nm, 22.6 nm, 8.3 nm, 20.4 nm, 19.7 nm, 4.9 nm, 15 nm, 28.8 nm, 10.2 nm, 17.6 nm, 6.7 nm, 22.5 nm, 7.7 nm, 15.2 nm, 21 nm, 26.7 nm, 28.8 nm, 16.4 nm, 4.2 nm, respectively. The distances from vertices of the chamfers on the rods labeled as c_1 and c_2 are 28.9 nm and 45.9 nm. The radius of the first spherical convexity s_1 is 32.2 nm. It is tangent to top of the rod and the center of it is 149.8 nm away from the left edge of the rod. The second spherical convexity s_2 is with 37-nm radius. The center of it is on top of the rod and 243.9 nm away from the left edge of the rod. The radius of the third spherical convexity s_3 is 27.1 nm. It is tangent to the substrate and the center of it is 111.9 nm away from the right edge of the fourth rod counted from left to right. The length and width of the rectangular concavity r_1 are 33.5 nm and 31.6 nm, respectively. The distance between the left edge of the concavity and the left edge of the rod is 92 nm. The height and base of the isosceles-triangle shaped concave t_1 are 33 nm and 62 nm, respectively, and the distance between the left angle of it and the left edge of the rod is 178 nm. The parameters above are randomly generated, therefore the results in Fig. 3 and Fig. 4 demonstrate the robust topological protection of STOV generator.

II. THE $\text{Re}(T) = 0$ AND $\text{Im}(T) = 0$ IN THE SYNTHETIC PARAMETER DIMENSION.

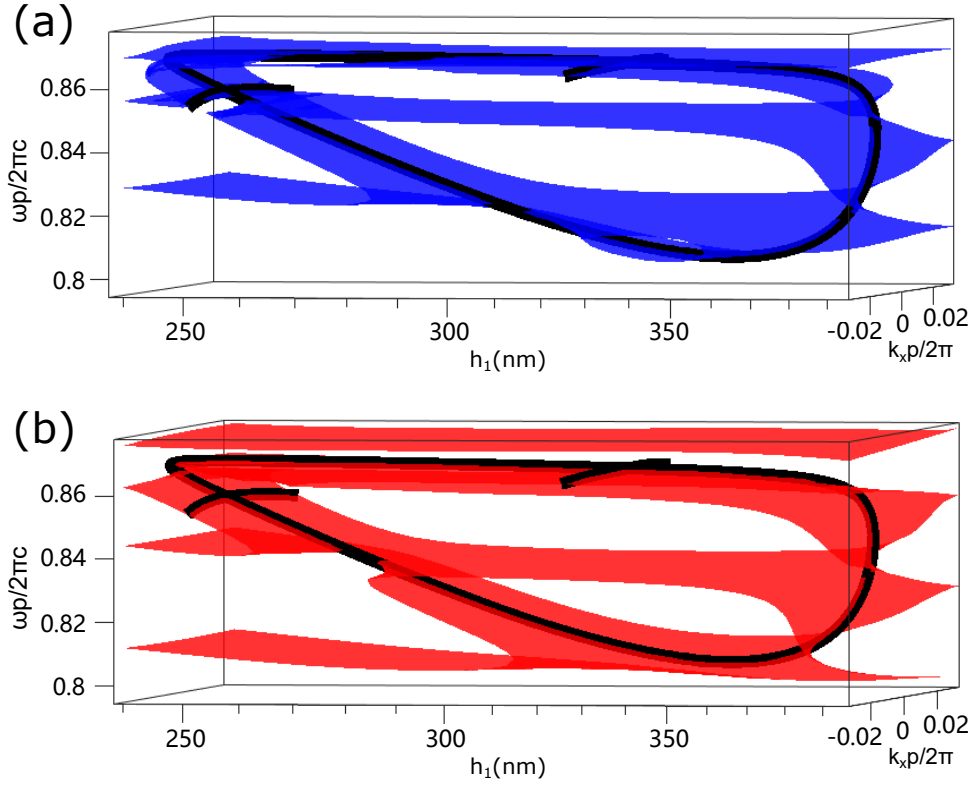


FIG. S2. (a) The $\text{Re}(T) = 0$ (blue surface) and (b) $\text{Im}(T) = 0$ (red surface) in the synthetic parameter dimension, respectively. The nodal lines (black) are formed by the intersection set of all the points on both the two surfaces.

III. PHASE DISTRIBUTIONS OF TRANSMISSION SPECTRUM FUNCTIONS NEAR THE CROSSOVERS OF THE NODAL LINES.

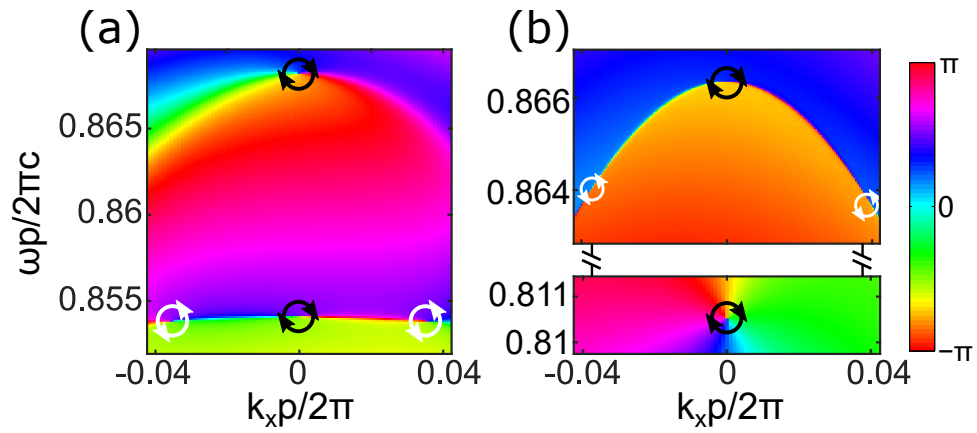


FIG. S3. (a-b) The phase distributions of transmission spectrum functions T near the crossovers of the nodal lines for $h_1 = 251.3\text{nm}$ and $h_1 = 324.5\text{nm}$, respectively.

IV. THE DETAILED DERIVATION ABOUT EQ. (2).

Suppose that an incident pulse with zero topological charge $\tilde{s}_{in}(\rho)$ impinges on the metasurface, the transmitted pulse can be expressed as:

$$\begin{aligned}
s_{trans}(r, \theta) &= \iint \tilde{s}_{in}(\rho) f(\rho) \left(A e^{i l \chi} + B e^{-i l \chi} \right) \cdot e^{i(k_x x - \omega t)} dk_x d\omega \\
&= \int_0^\infty \tilde{s}_{in}(\rho) f(\rho) \rho \int_0^{2\pi} A e^{i l \chi} e^{i(\rho \cos \chi \cdot r \cos \theta - \rho \sin \chi \cdot r \sin \theta)} + B e^{-i l \chi} e^{i(\rho \cos \chi \cdot r \cos \theta - \rho \sin \chi \cdot r \sin \theta)} d\chi d\rho \\
&= \int_0^\infty \tilde{s}_{in}(\rho) f(\rho) \rho \left[A e^{-i l \theta} \int_0^{2\pi} e^{i[-l(-\chi-\theta) + \rho r \cos(\chi+\theta)]} d\chi + B e^{i l \theta} \int_0^{2\pi} e^{i[-l(\chi+\theta) + \rho r \cos(\chi+\theta)]} d\chi \right] d\rho.
\end{aligned} \tag{S1}$$

Taking $\eta = -\chi - \theta + \frac{\pi}{2}$ and $\tau = \chi + \theta + \frac{\pi}{2}$, then $d\eta = -d\chi$ and $d\tau = d\chi$, by periodicity, the integral of $d\chi$ becomes:

$$\begin{aligned}
& A e^{-i l \theta} \int_0^{2\pi} e^{i[-l(-\chi-\theta) + \rho r \cos(\chi+\theta)]} d\chi + B e^{i l \theta} \int_0^{2\pi} e^{i[-l(\chi+\theta) + \rho r \cos(\chi+\theta)]} d\chi \\
&= -A e^{-i l \theta} \int_{-\theta + \frac{\pi}{2}}^{-2\pi - \theta + \frac{\pi}{2}} e^{i[-l(\eta - \frac{\pi}{2}) + \rho r \cos(\frac{\pi}{2} - \eta)]} d\eta + B e^{i l \theta} \int_{\theta + \frac{\pi}{2}}^{2\pi + \theta + \frac{\pi}{2}} e^{i[-l(\tau - \frac{\pi}{2}) + \rho r \cos(\tau - \frac{\pi}{2})]} d\tau \\
&= -i^l A e^{-i l \theta} \int_0^{-2\pi} e^{i[-l\eta + \rho r \sin(\eta)]} d\eta + i^l B e^{i l \theta} \int_0^{2\pi} e^{i[-l\tau + \rho r \sin(\tau)]} d\tau \\
&= i^l A e^{-i l \theta} \int_0^{2\pi} e^{i[-l\eta + \rho r \sin(\eta)]} d\eta + i^l B e^{i l \theta} \int_0^{2\pi} e^{i[-l\tau + \rho r \sin(\tau)]} d\tau \\
&= 2\pi i^l (A e^{-i l \theta} + B e^{i l \theta}) J_l(\rho r).
\end{aligned} \tag{S2}$$

Where $J_l(\rho r) = \frac{1}{2\pi} \int_0^{2\pi} e^{i[-l\gamma + \rho r \sin(\gamma)]} d\gamma$ is the l -th order Bessel function of the first kind. Therefore, the transmission spectrum function can be expressed as $s_{trans}(r, \theta) = 2\pi i^l (A e^{-i l \theta} + B e^{i l \theta}) \int_0^\infty \tilde{s}_{in}(\rho) f(\rho) J_l(\rho r) \rho d\rho$.