

# On interplay between flavour anomalies and neutrino properties

Felipe F. Freitas,<sup>1,\*</sup> João Gonçalves,<sup>1,†</sup> António P. Morais,<sup>1,‡</sup> Roman Pasechnik,<sup>2,§</sup> and Werner Porod<sup>3,¶</sup>

<sup>1</sup>*Departamento de Física, Universidade de Aveiro and CIDMA, Campus de Santiago, 3810-183 Aveiro, Portugal*

<sup>2</sup>*Department of Astronomy and Theoretical Physics, Lund University, 221 00 Lund, Sweden*

<sup>3</sup>*Institut für Theoretische Physik und Astrophysik, Uni. Würzburg, D-97074 Würzburg, Germany*

A minimal extension of the Standard Model (SM) featuring two scalar leptoquarks, an SU(2) doublet with hypercharge 1/6 and a singlet with hypercharge 1/3, is proposed as an economical benchmark model for studies of an interplay between flavour physics anomalies and properties of the neutrino sector. The presence of such type of leptoquarks radiatively generates neutrino masses and offers a simultaneous explanation for the current B-physics anomalies involving  $b \rightarrow s\ell\ell$  and  $b \rightarrow c\ell\nu_\ell$  decays. The model can also accommodate both the muon magnetic moment and the recently reported  $W$  mass anomalies, while complying with the most stringent lepton flavour violating observables.

## I. INTRODUCTION

The Standard Model (SM) of particle physics is our current guide towards a consistent description of the subatomic phenomena, able to withstand a series of most stringent tests [1–7]. However, the SM does not resemble a fundamentally complete theory. It cannot explain various observations such as neutrino masses, dark matter relic density or the baryon asymmetry of the Universe. Apart from these limitations, recent anomalies have emerged in significance as of late. Specifically, the anomalous magnetic moment of the muon [8] and hints for lepton flavour universality (LFU) violation in B meson decays, such as  $R_{D^{(*)}}$  [9–14], defined as

$$R_{D^{(*)}} \equiv \frac{\text{Br}(\bar{B} \rightarrow D^{(*)}\tau\bar{\nu}_\tau)}{\text{Br}(\bar{B} \rightarrow D^{(*)}l\bar{\nu}_l)}, \quad \text{with } l = \mu, e \quad (1)$$

and  $R_{K^{(*)}}$  [15–18], given by

$$\begin{aligned} R_K &\equiv \frac{\text{Br}(B^+ \rightarrow K^+\mu^-\mu^+)}{\text{Br}(B^+ \rightarrow K^+e^-e^+)}, \\ R_{K^*} &\equiv \frac{\text{Br}(B^0 \rightarrow K^{*0}\mu^-\mu^+)}{\text{Br}(B^0 \rightarrow K^{*0}e^-e^+)}. \end{aligned} \quad (2)$$

Additionally, anomalous results have been reported regarding decays of the  $B_0/B_s$  mesons into a pair of muons, showcasing a  $2.3\sigma$  deviation from the SM prediction [19] as well as the recently reported CDF-II precision measurement of the  $W$  mass indicating a  $7.0\sigma$  deviation from the SM prediction [20], whose new physics (NP) effects can be parameterized in a modification to the oblique  $T$  parameter [21]. Attempts to address these anomalies have been extensively reported in the literature (see, e.g. [22–36]) but are often treated in isolation rather than being simultaneously resolved in the same model. In a recent article [37], the B-physics anomalies and the anomalous magnetic moment of the muon were shown to be simultaneously accommodated in an economical framework solely featuring a leptoquark (LQ) and a charged scalar singlet. An explanation for neutrino properties is also well known to be a tantalizing possibility in LQ models as was discussed in [38–61]. Particularly relevant are [41–45] where a minimal two-LQ scenario featuring a weak-singlet  $S \sim (\bar{\mathbf{3}}, \mathbf{1})_{1/3}$  and a doublet  $R \sim (\mathbf{3}, \mathbf{2})_{1/6}$ , offers the simplest known framework for radiative neutrino mass generation. However, a complete analysis of such an economical setting in the light of current flavour anomalies is lacking.

Furthermore, while minimal models often imply that fits to experimental data can become rather challenging, they also represent an opportunity for concrete and falsifiable predictions. In this letter, we then propose an inclusive

---

\*Electronic address: [felipefreitas@ua.pt](mailto:felipefreitas@ua.pt)

†Electronic address: [jpedropino@ua.pt](mailto:jpedropino@ua.pt)

‡Electronic address: [aapmorais@ua.pt](mailto:aapmorais@ua.pt)

§Electronic address: [Roman.Pasechnik@thep.lu.se](mailto:Roman.Pasechnik@thep.lu.se)

¶Electronic address: [porod@physik.uni-wuerzburg.de](mailto:porod@physik.uni-wuerzburg.de)

study where B-physics, the muon  $a_\mu \equiv \frac{1}{2}(g-2)_\mu$  and the CDF-II  $W$  mass anomalies are simultaneously explained alongside neutrino masses and mixing while keeping lepton flavour violating (LFV) observables under control. We further inspire our model on the flavoured grand unified framework first introduced by some of the authors in [62, 63] in order to motivate the presence of a baryon number parity defined as  $\mathbb{P}_B = (-1)^{3B+2S}$ , with  $B$  being the baryon number and  $S$  – the spin. Such a parity forbids di-quark type interactions for the  $S$  LQ otherwise responsible for fast proton decay.

In this model, the  $R_{K,K^*}$  anomalies can be accommodated via box diagrams involving the virtual exchange of the  $S$  LQ. We show in Fig. 1, the possible contributions to such observables described in terms of the Wilson operators  $O_9^\ell \propto C_9^{bs\ell\ell}(\bar{s}\gamma^\mu P_L b)(\bar{\ell}\gamma_\mu \ell)$  and  $O_{10}^\ell \propto C_{10}^{bs\ell\ell}(\bar{s}\gamma^\mu P_L b)(\bar{\ell}\gamma_\mu \gamma^5 \ell)$  for diagrams (a) and (b), and  $O_9^{\prime\ell} \propto C_9^{bs\ell\ell}(\bar{s}\gamma^\mu P_R b)(\bar{\ell}\gamma_\mu \ell)$  and  $O_{10}^{\prime\ell} \propto C_{10}^{bs\ell\ell}(\bar{s}\gamma^\mu P_R b)(\bar{\ell}\gamma_\mu \gamma^5 \ell)$  for diagrams (c) and (d). As usual, the  $C$ -factors are the Wilson coefficients and  $\ell = e, \mu$ . Recall that only the  $C_{9,10}^{bs\ell\ell}$  can simultaneously suppress both  $R_{K,K^*}$  whereas  $C_{9,10}^{\prime bs\ell\ell}$  only accommodate one at a time [19]. On the other hand, the  $R_{D,D^*}$  observables are explained via the tree-level exchange of the  $S$  LQ as in diagram (e). Noteworthy, the mixing between the  $S$  and  $R$  doublet induces radiative generation of neutrino masses at one-loop level, while a splitting between the two components of the  $R$  doublet can modify the  $W$  mass value.

In what follows, we present the model and demonstrate how the fields contribute to each of the relevant observables and the main experimental constraints that affect the allowed parameter space. We then discuss the regions of parameter space where all anomalies and constraints are realized within experimental bounds. Finally, we summarize our results.

## II. THE MINIMAL LQ MODEL

The interactions of the singlet and doublet LQs with the SM fermion sector invariant both under the gauge symmetry and the  $\mathbb{P}_B$  parity are described by the following terms

$$\mathcal{L}_Y = \Theta_{ij} \bar{Q}_j^c L_i S + \Omega_{ij} \bar{L}_i d_j R^\dagger + \Upsilon_{ij} \bar{u}_j^c e_i S + \text{h.c.} \quad (3)$$

As usual,  $Q$  and  $L$  are the left-handed quark and lepton SU(2) doublets, respectively, whereas  $d$  and  $e$  are the right-handed down quark and charged lepton SU(2) singlets. All Yukawa couplings,  $\Theta$ ,  $\Omega$  and  $\Upsilon$ , are complex  $3 \times 3$  matrices. Here, SU(2) contractions are also left implicit. For example,  $\bar{Q}^c L \equiv \epsilon_{\alpha\beta} \bar{Q}^{c,\alpha} L^\beta$ , with  $\epsilon_{\alpha\beta}$  being the Levi-Civita symbol in two dimensions and  $c$  indicating charge conjugation. These interactions contain the necessary ingredients to change the SM prediction for both the flavour observables, diagrams (a) to (f) in Fig. 1, and the anomalous magnetic moment of the muon, diagram (g) of the same figure.

The relevant part of the scalar potential reads as

$$V \supset -\mu^2 |H|^2 + \mu_S^2 |S|^2 + \mu_R^2 |R|^2 + \lambda (H^\dagger H)^2 + g_{HR} (H^\dagger H)(R^\dagger R) + g'_{HR} (H^\dagger R)(R^\dagger H) + g_{HS} (H^\dagger H)(S^\dagger S) + (a_1 R S H^\dagger + \text{h.c.}) \quad (4)$$

Once the electroweak symmetry is broken by a non-zero vacuum expectation value  $v$  of the Higgs field, one of the components of the  $R$  doublet mixes with the  $S$  field, via the  $a_1$  interaction term in Eq. (4), resulting in two physical LQs with electric charge  $1/3e$ , denoted as  $S_1^{1/3}$  and  $S_2^{1/3}$ . The other  $R$  component, which has electric charge  $2/3e$ , does not mix and is named as  $S^{2/3}$  in what follows. The quartic parameters  $g_{HR}$  and  $g'_{HR}$  are responsible for generating a mass shift between the two components of the  $R$  doublet, providing a contribution to the CDF-II  $W$  mass discrepancy.

The mixing parameter  $a_1$  is also responsible for enabling radiative generation of neutrino masses at one-loop level via the diagram (h) in Fig. 1. For simplicity one assumes a flavour diagonal basis for the up-type quarks such that the Cabibbo–Kobayashi–Maskawa (CKM) mixing resides entirely within the down-quark sector. Therefore, one can express the components of the neutrino masses as

$$(M_\nu)_{ij} = \frac{3}{16\pi^2 (m_{S_2^{1/3}}^2 - m_{S_1^{1/3}}^2)} \frac{v a_1}{\sqrt{2}} \ln \left( \frac{m_{S_2^{1/3}}^2}{m_{S_1^{1/3}}^2} \right) \sum_{m,a} (m_d)_a V_{am} (\Theta_{im} \Omega_{ja} + \Theta_{jm} \Omega_{ia}), \quad (5)$$

where  $V$  is the CKM matrix and  $(m_d)_a$  are the down-type quark masses. In the limit of vanishing LQ mixing, *i.e.*  $a_1 \rightarrow 0$ , the loop contribution goes to zero. Indeed, mixing between the doublet and singlet LQs is a necessary aspect for a viable phenomenology. We work in the basis of a flavour diagonal charged lepton mass matrix such that the Pontecorvo–Maki–Nakagawa–Sakata (PMNS) mixing matrix is entirely within the neutrino sector. The flavour democratic nature of the PMNS matrix, as opposed to an hierarchical CKM structure, implies that a generic texture

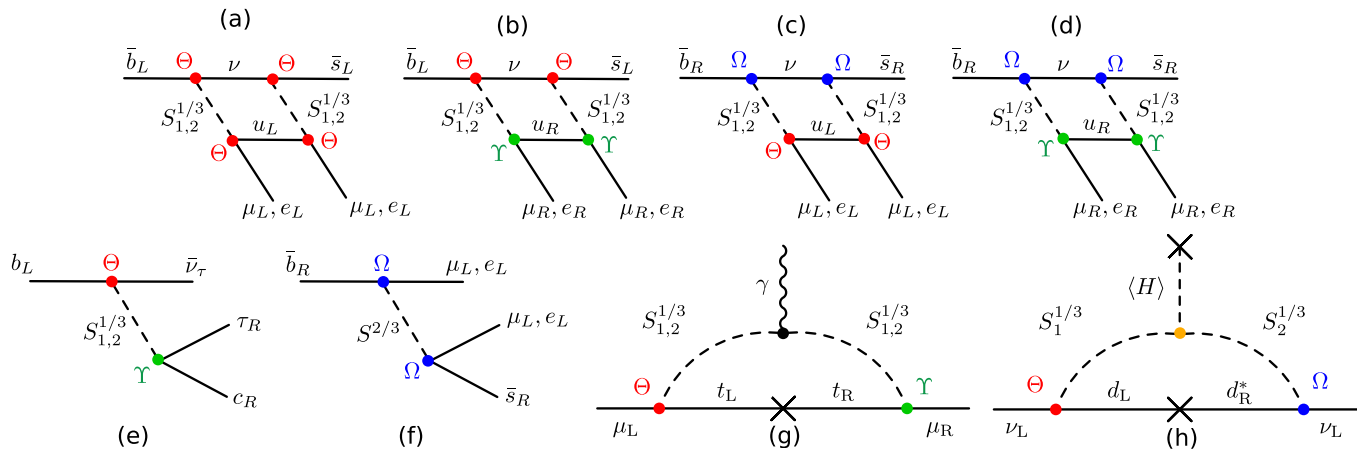


FIG. 1: Feynman diagrams responsible for explaining all studied observables in this letter. Box graphs from (a) to (d) are responsible for generating the necessary contributions to  $R_{K,K^*}$ , (e) corresponds to the tree-level contribution to the  $R_{D,D^*}$  anomaly, (f) is a tree-level contribution to the  $R_{K,K^*}$  observables, (g) is the dominant one-loop contribution to the anomalous magnetic moment of the muon and the final diagram, (h), radiatively generates neutrino masses and mixing.

for both  $\Theta$  and  $\Omega$  Yukawa matrices is preferred. Indeed, employing a minimal flavour ansatz as *e.g.* in [37] would result in a non-viable neutrino phenomenology. Sizeable chirality flipping contributions as *e.g.*  $\Theta_{et}\Upsilon_{\mu t}$  or  $\Theta_{\tau t}\Upsilon_{et}$  can efficiently generate large contributions to tightly constrained LFV observables such as  $\mu \rightarrow e\gamma$  or  $\tau \rightarrow e\gamma$ . However, a competition between neutrino, B-physics,  $a_\mu$  and LFV contributions renders the model rather constrained, thus falsifiable in future measurements.

### III. NUMERICAL RESULTS

We perform a parameter space scan considering a plethora of different observables as listed in appendix A. The experimental limits were taken from the latest PDG review [64]. We also consider a generic complex parameterization of the Yukawa couplings, and as such, the imaginary components of  $\Theta$ ,  $\Omega$  and  $\Upsilon$  can generate non-zero contributions to the electric dipole moments (EDM) of the charged leptons, also constrained by experiment. Additionally, the  $R_{K,K^*}^{\nu\nu}$  observable, defined as the ratio of the branching fraction  $\text{BR}(B^{+(0)} \rightarrow K^{*+(0)}\nu\nu)$  between the experimental measurement and the SM prediction [65], is induced at tree-level by the diagram (e) in Fig. 1 if  $\Upsilon$  is replaced with  $\Theta$ . In turn, maximizing  $R_{D^*}$  can also result in larger contributions to  $R_{K,K^*}^{\nu\nu}$ , in particular, if the  $\Theta$  matrix contains additional sizeable entries (see Fig. 3 (a)).

Direct searches for LQs at collider experiments also pose limits on their allowed masses. Constraints coming from double production channels at the ATLAS and CMS experiments [66–69] provide a lower bound approximately in a range between 1 and 1.5 TeV, which we consider in our analysis.

For an extensive analysis featuring a large number of observables we have implemented the model in SARAH [70], where interaction vertices and one-loop contributions relevant for such observables were determined. Outputs were then generated for numerical evaluation in SPheno [71], where the particle spectrum and the necessary Wilson coefficients to be used in flavio [72] were calculated. With this in consideration, we have constructed a  $\chi^2$  function, defined as [19]

$$\chi^2 = (\mathcal{O}_{\text{exp}} - \mathcal{O}_{\text{th}})^T (\Sigma_{\text{th}} + \Sigma_{\text{exp}})^{-1} (\mathcal{O}_{\text{exp}} - \mathcal{O}_{\text{th}}) \quad (6)$$

using the observables indicated in appendix A. In (6)  $\mathcal{O}_{\text{exp}}$  and  $\mathcal{O}_{\text{th}}$  represent vectors of experimental values and the model prediction, respectively, while  $\Sigma_{\text{exp}}$  is the experimental covariance matrix taken from reported data and  $\Sigma_{\text{th}}$  is the theoretical one.

We have performed parameter space scans considering three cases: a)  $a_\mu$  and  $m_W$  both consistent with the SM, b) only  $m_W$  consistent with the SM and c) neither of them consistent with the SM prediction. In all three scenarios we do take into account LFU deviations in B-physics anomalies as well as keeping LFV observables such as *e.g.*  $\mu \rightarrow 3e$ ,  $\ell \rightarrow \ell'\gamma$  or  $Z \rightarrow \ell\ell'$  (for a complete list, see appendix A) under control. Additionally, LEP tightly constraints flavour conserving decays  $Z^0 \rightarrow \ell\ell$ , for which we determine the one-loop contributions as given in [73]. We also use as input

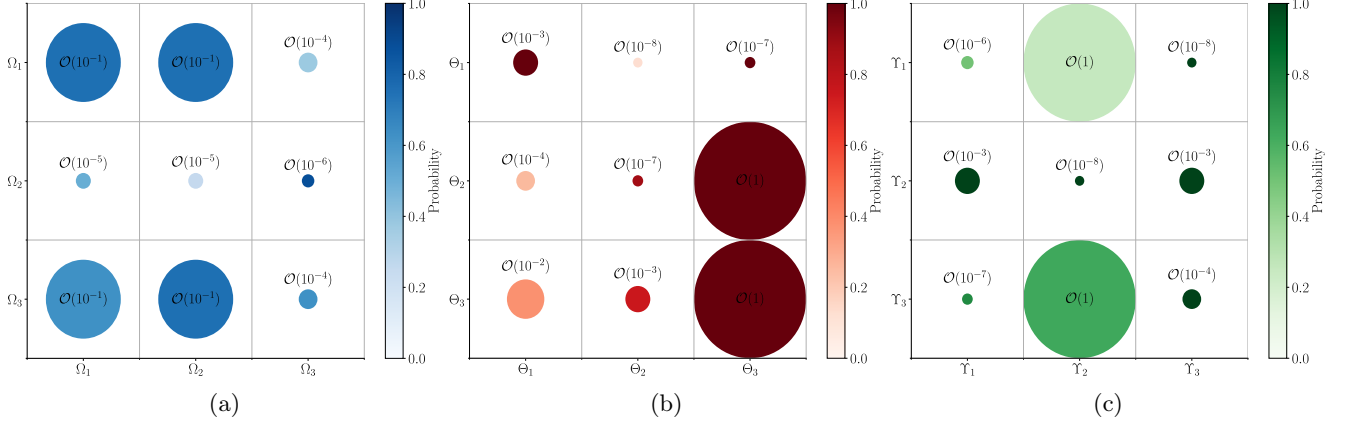


FIG. 2: Preferred sizes for each of the LQ Yukawas couplings: (a)  $\Omega$ , (b)  $\Theta$  and (c)  $\Upsilon$ . The radius of the circumference represents the size of the absolute value of the coupling while the color gradation describes how frequent such a magnitude appears in the scan, *i.e.* darker shades indicate more preferred sizes.

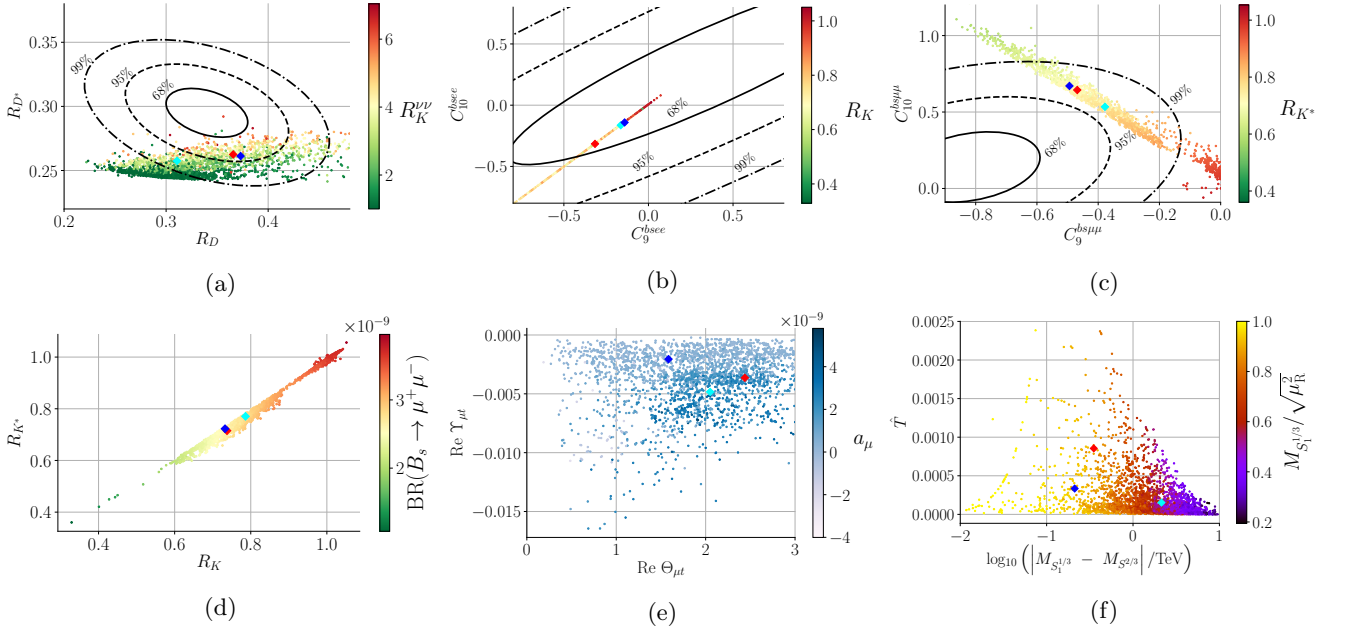


FIG. 3: Scatter plots of the observables analysed in this work. In (a) we plot the  $R_{D^*}$  as a function of  $R_D$  with  $R_K^{\nu\nu}$  in the color scale. In (b) the  $C_9^{bsee}$  and  $C_{10}^{bsee}$  Wilson coefficients are showcased, with  $R_K$  in the color scale whereas in (c) a similar plot is given but for the muon channel with  $R_{K^*}$  in the color scale. In the bottom row, in (d) we plot  $R_{K^*}$  vs.  $R_K$  with  $\text{BR}(B_s \rightarrow \mu\mu)$  in the color scale. In (e) the real parts of  $\Upsilon_{\mu t}$  and  $\Theta_{\mu t}$  are shown with  $a_\mu$  in the color gradation while in (f) the  $T$  parameter as function of the logarithm of the mass difference between the  $S_1^{1/3}$  and  $S_2^{2/3}$  is presented. The color scale of the latter is representative the fraction of  $S_1^{1/3}$  in doublet  $R$ .

parameters the quark and charged lepton masses as well as the CKM and PMNS mixing matrices. Regarding neutrino masses, we focus on a normal ordering scenario with three massive states.

Employing our  $\chi^2$  analysis we have found for scenario a) a best fit point with  $\chi^2/\text{d.o.f.} = 1.78$  (with d.o.f. = 28). This point features the LQ masses  $m_{S_1} = 2.57$  TeV,  $m_{S_2} = 2.76$  TeV and  $m_R = 2.78$  TeV, while the mixing parameter  $a_1 = 2.00$  GeV. For scenario b) the best fit point is found with  $\chi^2/\text{d.o.f.} = 1.76$ . The LQ masses are  $m_{S_1} = 2.33$  TeV,  $m_{S_2} = 4.48$  TeV,  $m_R = 4.46$  TeV and  $a_1 = 1.44$  GeV. Last but not least, in scenario c) one has  $\chi^2/\text{d.o.f.} = 1.83$  with

LQ masses as  $m_{S_1} = 2.46$  TeV,  $m_{S_2} = 2.86$  TeV and  $m_R = 2.81$  TeV. The mixing parameter is  $a_1 = 1.45$  GeV<sup>1</sup>. Numerical values for the Yukawa couplings in scenarios a), b) and c) are shown in appendix A.

A numerical scan in the couplings and masses of the LQs is conducted and the main results are highlighted in Figs. 2 and 3. In Fig. 2 we show the preferred sizes that were found to simultaneously address the studied anomalies and are consistent with neutrino physics and LFV constraints. While the darker shades offer a conclusive estimate the lighter ones allow for some dispersion. This information in combination with the best-fit points can be relevant in proposing searches for LQs at colliders. In particular, taking  $\Theta_{\mu t} \sim \mathcal{O}(1)$ , the  $\mu^+\mu^- \rightarrow t\bar{t}$  t-channel  $S^{1/3}$  LQ exchange can be seen as a smoking-gun benchmark scenario of the considered model and a physics case for the future muon collider. For the case of the  $S^{2/3}$  LQ, the largest couplings one has obtained are  $\Omega_{ed} \sim \Omega_{es} \sim \Omega_{\tau d} \sim \Omega_{\tau s} \sim \mathcal{O}(10^{-1})$ , which may not be sufficiently large to be tested at the LHC in the t-channel LQ exchange for  $ee$ ,  $\tau\tau$  and  $e\tau$  pair production [74, 75]. However, they can represent an opportunity for future hadronic machines such as the the HE-LHC or the FCC. For the case of s-channel production, and considering the best-fit point (A1), the future 50 TeV FCC-eh collider can offer an opportunity for  $eu \rightarrow S^{1/3}$  production via  $\Upsilon_{eu} \approx 0.25$  and subsequent decay in a top-muon pair from  $\Theta_{\mu t} \approx 1.6$ .

In Fig. 3 we present scatter plots, which show that, for all displayed observables data can be well accommodated. In particular, we show the three best fit points marked as colored diamonds, with the blue, cyan and red denoting scenarios a), b) and c) respectively. In panel (a) one sees that both  $R_{D^{(*)}}$  can be accommodated while complying with  $R_K^{\nu\nu}$  constraints. We have also found a linear correlation between the  $R_{K,K^*}$  observables, which is consistent with previous literature [19, 76], as evident from panels (b) to (d). In this regard, we note that despite the good fit in the electron channel, it is the muon one that dominates the anomalies. Furthermore, both  $B_{s,0} \rightarrow \mu\mu$  fit the data very well and, as expected, are highly correlated with  $R_{K,K^*}$ . As shown in panel (e), we note that the combination of  $\Upsilon_{\mu t}$  and  $\Theta_{\mu t}$  is the dominant source for the contribution for  $a_\mu$ , as expected, since these couplings induce chirality flipping of the top quark in the internal propagator. In panel (f) we show how the  $T$  parameter behaves with the mass difference between the LQs that originate from the doublet. In color, we show  $M_{S_1^{1/3}}/\sqrt{\mu_R^2}$ , which represents the relative amount of  $S_1^{1/3}$  in the original weak doublet  $R$  LQ. Here, we note that for most of the generated points, the  $S_1^{1/3}$  primarily comes from the  $S$  singlet, as indicated by the yellow region, such that  $S_2^{1/3}$  mostly belongs to the  $R$  doublet. This can also be visualized in the yellow parabolic region corresponding to  $T \propto |M_{S_2^{1/3}} - M_{S_1^{1/3}}|^2$ . It is worth mentioning that the best-fit points are essentially driven by the flavour observables such that  $S_1^{1/3}$  is typically preferred to be dominated by the singlet LQ component.

#### IV. CONCLUSIONS

In this letter, we have studied the most economical extension of the SM with just two scalar LQs, representing the minimal scenario capable of addressing all measured flavour anomalies as well as explaining neutrino masses and their mixing structure. Additionally, the model can accommodate the measured value of the muon anomalous magnetic moment as well as opening the door for, at least alleviating, the CDF-II  $W$  mass anomaly, if both observables are confirmed to be inconsistent with the SM predictions. We have also found that the lightest LQ can have a mass in the range of 1.5 to 6 TeV, which may be accessible in future collider experiments. In this regard, our numerical results have highlighted the preferred sizes for the LQ Yukawa couplings which will be relevant in pinpointing the direction for future searches.

#### Acknowledgments

J.G., F.F.F., and A.P.M. are supported by the Center for Research and Development in Mathematics and Applications (CIDMA) through the Portuguese Foundation for Science and Technology (FCT - Fundação para a Ciência e a Tecnologia), references UIDB/04106/2020 and UIDP/04106/2020. A.P.M., F.F.F. and J.G. are supported by the project PTDC/FIS-PAR/31000/2017. A.P.M. is also supported by national funds (OE), through FCT, I.P., in the scope of the framework contract foreseen in the numbers 4, 5 and 6 of the article 23, of the Decree-Law 57/2016, of August 29, changed by Law 57/2017, of July 19. J.G. is also directly funded by FCT through a doctoral program grant with the reference 2021.04527.BD. R.P. is supported in part by the Swedish Research Council grant, contract

---

<sup>1</sup> The data is publicly available in one of author's github page <https://github.com/Mrazi09/Leptoquark-project---Data>.

number 2016-05996, as well as by the European Research Council (ERC) under the European Union's Horizon 2020 research and innovation programme (grant agreement No 668679).

### Appendix A: Numerical benchmarks

If we take that both the  $W$  mass and the anomalous magnetic moment of the muon are SM-like, scenario a), then the best fit point found in the scan is

$$\begin{aligned}
\Upsilon &= \begin{pmatrix} -0.25 - 0.21i & -0.60 - 0.83i & (-3.62 - 2.11i) \times 10^{-8} \\ 0.0083 - 0.0048i & (-2.90 + 7.05i) \times 10^{-8} & -0.0021 - 0.0014i \\ (-7.50 - 2.29i) \times 10^{-7} & -2.09 + 1.11i & 0.00036 + 0.00059i \end{pmatrix}, \\
\Omega &= \begin{pmatrix} 0.054 - 0.13i & 0.10 - 0.035i & (-8.45 + 3.06i) \times 10^{-5} \\ (-248.14 - 5.32i) \times 10^{-7} & (13.48 - 2.06i) \times 10^{-6} & (7.64 - 10.21i) \times 10^{-7} \\ 0.0025 - 0.41i & 0.11 + 0.15i & (-9.40 - 11.90i) \times 10^{-5} \end{pmatrix}, \\
\Theta &= \begin{pmatrix} -0.0054 - 0.00031i & (-8.84 + 4.31i) \times 10^{-8} & (-7.12 - 1.11i) \times 10^{-8} \\ -0.0017 + 0.0027i & (3.11 - 7.34i) \times 10^{-8} & 1.58 + 2.09i \\ 0.028 + 0.026i & 0.010 + 0.0037i & 2.93 + 2.38i \end{pmatrix}.
\end{aligned} \tag{A1}$$

This point correspond to the blue diamond in the scatter plots of the main text. On the other hand, if we assume the  $W$  boson mass to take the SM value, but the muon  $a_\mu$  anomaly requires a NP explanation, scenario b), the following best fit point is obtained

$$\begin{aligned}
\Upsilon &= \begin{pmatrix} -0.16 - 0.48i & -0.74 - 0.63i & (-5.51 - 1.70i) \times 10^{-8} \\ 0.0041 - 0.0049i & (-2.46 + 35.89i) \times 10^{-8} & -0.0048 - 0.00085i \\ (-3.34 - 1.43i) \times 10^{-7} & -1.26 + 1.11i & 0.00049 + 0.00057i \end{pmatrix}, \\
\Omega &= \begin{pmatrix} -0.40 - 0.32i & -0.36 + 0.15i & 0.00028 - 0.00012i \\ (-96.02 - 5.74i) \times 10^{-7} & (74.25 - 5.91i) \times 10^{-7} & (3.04 - 1.41i) \times 10^{-6} \\ 0.15 + 0.21i & -0.53 - 0.051i & (40.21 + 3.86i) \times 10^{-5} \end{pmatrix}, \\
\Theta &= \begin{pmatrix} 0.0027 + 0.0020i & (-5.24 + 6.17i) \times 10^{-8} & (-3.40 - 1.62i) \times 10^{-8} \\ -0.0011 + 0.0042i & (-4.24 - 1.87i) \times 10^{-8} & 2.05 + 0.95i \\ 0.0095 - 0.015i & -0.0018 - 0.0063i & 2.83 + 2.50i \end{pmatrix}.
\end{aligned} \tag{A2}$$

This point correspond to the cyan diamond in the scatter plots of the main text. Last but not least, if we assume that both the  $W$  mass and  $a_\mu$  require a NP explanation, scenario c), then the best fit point is

$$\begin{aligned}
\Upsilon &= \begin{pmatrix} (-29.72 + 8.15i) \times 10^{-7} & 1.34 + 0.85i & (-1.37 - 1.94i) \times 10^{-8} \\ 0.0027 - 0.0080i & (-4.58 + 3.76i) \times 10^{-8} & -0.0036 - 0.0035i \\ (-3.51 - 2.41i) \times 10^{-7} & -2.04 + 1.42i & 0.00043 + 0.00073i \end{pmatrix}, \\
\Omega &= \begin{pmatrix} 0.36 + 0.50i & 0.028 + 0.16i & (-2.77 - 12.79i) \times 10^{-5} \\ (311.15 - 6.93i) \times 10^{-7} & (100.13 + 2.43i) \times 10^{-7} & (16.54 - 4.93i) \times 10^{-7} \\ -0.26 + 0.070i & 0.18 + 0.11i & (-15.03 - 8.76i) \times 10^{-5} \end{pmatrix}, \\
\Theta &= \begin{pmatrix} 0.0070 + 0.0066i & (-1.89 + 3.30i) \times 10^{-8} & (1.55 - 2.54i) \times 10^{-8} \\ -0.00059 + 0.00072i & (4.76 + 7.73i) \times 10^{-8} & 2.44 + 0.72i \\ 0.0072 - 0.020i & 0.0080 - 0.0060i & 2.47 + 2.75i \end{pmatrix}.
\end{aligned} \tag{A3}$$

This point correspond to the red diamond in the scatter plots of the main text. For each of these cases, the LQ masses are indicated in the main text. These benchmarks were determined by minimizing the  $\chi^2$  function in Eq. (6), whose input observables are showcased in Tab. I. In Tabs. II and III we indicate the predictions for the observables for each of the benchmark scenarios.

Observable	Experimental measurement
$(g-2)_\mu$	$(251 \pm 59) \times 10^{-11}$ [8]
$\hat{T}$	$(0.88 \pm 0.14) \times 10^{-3}$ [21]
$R_K[1.1, 6.0]$	$0.846_{-0.039-0.012}^{+0.042+0.013}$ [18]
$R_{K^*}[1.1, 6.0]$	$0.685_{-0.069-0.047}^{+0.113+0.047}$ [77]
$R_K[0.045, 1.1]$	$0.660_{-0.070-0.024}^{+0.110+0.024}$ [77]
$R_D$	$0.340 \pm 0.027 \pm 0.013$ [78]
$R_{D^*}$	$0.295 \pm 0.011 \pm 0.008$ [78]
$\text{BR}(h \rightarrow e\mu)$	$< 6.1 \times 10^{-5}$ [95% CL] [64]
$\text{BR}(h \rightarrow e\tau)$	$< 4.7 \times 10^{-3}$ [95% CL] [64]
$\text{BR}(h \rightarrow \mu\tau)$	$< 2.5 \times 10^{-3}$ [95% CL] [64]
$\text{BR}(\mu \rightarrow e\gamma)$	$< 4.2 \times 10^{-13}$ [90% CL] [64]
$\text{BR}(\mu \rightarrow eee)$	$< 1.0 \times 10^{-12}$ [90% CL] [64]
$\text{BR}(\tau \rightarrow e\gamma)$	$< 3.3 \times 10^{-8}$ [90% CL] [64]
$\text{BR}(\tau \rightarrow \mu\gamma)$	$< 4.4 \times 10^{-8}$ [90% CL] [64]
$\text{BR}(\tau \rightarrow eee)$	$< 2.7 \times 10^{-8}$ [90% CL] [64]
$\text{BR}(\tau \rightarrow e\mu\mu)$	$< 2.7 \times 10^{-8}$ [90% CL] [64]
$\text{BR}(\tau \rightarrow \mu ee)$	$< 1.5 \times 10^{-8}$ [90% CL] [64]
$\text{BR}(Z \rightarrow \mu e)$	$< 7.5 \times 10^{-7}$ [95% CL] [64]
$\text{BR}(Z \rightarrow \tau e)$	$< 9.8 \times 10^{-6}$ [95% CL] [64]
$\text{BR}(Z \rightarrow \mu\tau)$	$< 1.2 \times 10^{-5}$ [95% CL] [64]
$\text{BR}(\tau \rightarrow \pi e)$	$< 8.0 \times 10^{-8}$ [90% CL] [64]
$\text{BR}(\tau \rightarrow \pi\mu)$	$< 1.1 \times 10^{-7}$ [90% CL] [64]
$\text{BR}(\tau \rightarrow \phi e)$	$< 3.1 \times 10^{-8}$ [90% CL] [64]
$\text{BR}(\tau \rightarrow \phi\mu)$	$< 8.4 \times 10^{-8}$ [90% CL] [64]
$\text{BR}(\tau \rightarrow \rho e)$	$< 1.8 \times 10^{-8}$ [90% CL] [64]
$\text{BR}(\tau \rightarrow \rho\mu)$	$< 1.2 \times 10^{-8}$ [90% CL] [64]
$d_e$	$< 1.1 \times 10^{-29}$ e.cm [90% CL] [64]
$d_\mu$	$< 1.8 \times 10^{-19}$ e.cm [95% CL] [64]
$d_\tau$	$< (1.15 \pm 1.70) \times 10^{-17}$ e.cm [95% CL] [79]
$\text{BR}(B^0 \rightarrow \mu\mu)$	$(0.56 \pm 0.70) \times 10^{-10}$ [19]
$\text{BR}(B_s \rightarrow \mu\mu)$	$(2.93 \pm 0.35) \times 10^{-9}$ [19]
$\text{R}(B \rightarrow \chi_s \gamma)$	$1.009 \pm 0.075$
$R_K^{\nu\nu}$	$4.65$ [95% CL] [80]
$R_{K^*}^{\nu\nu}$	$3.22$ [95% CL] [80]
$ \text{Re } \delta g_R^e $	$\leq 2.9 \times 10^{-4}$ [38, 81]
$ \text{Re } \delta g_L^e $	$\leq 3.0 \times 10^{-4}$ [38, 81]
$ \text{Re } \delta g_R^\mu $	$\leq 1.3 \times 10^{-3}$ [38, 81]
$ \text{Re } \delta g_L^\mu $	$\leq 1.1 \times 10^{-3}$ [38, 81]
$ \text{Re } \delta g_R^\tau $	$\leq 6.2 \times 10^{-4}$ [38, 81]
$ \text{Re } \delta g_L^\tau $	$\leq 5.8 \times 10^{-4}$ [38, 81]

Observable	Experimental measurement
$F_L(B^+ \rightarrow K\mu\mu)$	$0.34 \pm 0.10 \pm 0.06$ [82]
$S_3(B^+ \rightarrow K\mu\mu)$	$0.14_{-0.14-0.02}^{+0.15+0.02}$ [82]
$S_4(B^+ \rightarrow K\mu\mu)$	$-0.04_{-0.16-0.04}^{+0.17+0.04}$ [82]
$S_5(B^+ \rightarrow K\mu\mu)$	$0.24_{-0.15-0.04}^{+0.12+0.04}$ [82]
$A_{FB}(B^+ \rightarrow K\mu\mu)$	$-0.05 \pm 0.12 \pm 0.03$ [82]
$S_7(B^+ \rightarrow K\mu\mu)$	$-0.01_{-0.17-0.01}^{+0.19+0.01}$ [82]
$S_8(B^+ \rightarrow K\mu\mu)$	$0.21_{-0.20-0.05}^{+0.22+0.05}$ [82]
$S_9(B^+ \rightarrow K\mu\mu)$	$0.28_{-0.12-0.06}^{+0.25+0.06}$ [82]
$P_1(B^+ \rightarrow K\mu\mu)$	$0.44_{-0.40-0.11}^{+0.38+0.11}$ [82]
$P_2(B^+ \rightarrow K\mu\mu)$	$-0.05 \pm 0.12 \pm 0.03$ [82]
$P_3(B^+ \rightarrow K\mu\mu)$	$-0.42_{-0.21-0.05}^{+0.20+0.05}$ [82]
$P'_4(B^+ \rightarrow K\mu\mu)$	$-0.092_{-0.35-0.12}^{+0.36+0.12}$ [82]
$P'_5(B^+ \rightarrow K\mu\mu)$	$0.51_{-0.28-0.12}^{+0.30+0.12}$ [82]
$P'_6(B^+ \rightarrow K\mu\mu)$	$-0.02_{-0.34-0.06}^{+0.40+0.06}$ [82]
$P'_8(B^+ \rightarrow K\mu\mu)$	$-0.45_{-0.39-0.09}^{+0.50+0.09}$ [82]
$F_L(B^0 \rightarrow K\mu\mu)$	$0.255 \pm 0.032 \pm 0.007$ [83]
$S_3(B^0 \rightarrow K\mu\mu)$	$0.034 \pm 0.044 \pm 0.003$ [83]
$S_4(B^0 \rightarrow K\mu\mu)$	$0.059 \pm 0.050 \pm 0.004$ [83]
$S_5(B^0 \rightarrow K\mu\mu)$	$0.227 \pm 0.041 \pm 0.008$ [83]
$A_{FB}(B^0 \rightarrow K\mu\mu)$	$-0.004 \pm 0.040 \pm 0.004$ [83]
$S_7(B^0 \rightarrow K\mu\mu)$	$0.006 \pm 0.042 \pm 0.002$ [83]
$S_8(B^0 \rightarrow K\mu\mu)$	$-0.003 \pm 0.051 \pm 0.001$ [83]
$S_9(B^0 \rightarrow K\mu\mu)$	$-0.055 \pm 0.041 \pm 0.002$ [83]
$P_1(B^0 \rightarrow K\mu\mu)$	$0.090 \pm 0.119 \pm 0.009$ [83]
$P_2(B^0 \rightarrow K\mu\mu)$	$-0.003 \pm 0.038 \pm 0.003$ [83]
$P_3(B^0 \rightarrow K\mu\mu)$	$-0.073 \pm 0.057 \pm 0.003$ [83]
$P'_4(B^0 \rightarrow K\mu\mu)$	$-0.135 \pm 0.118 \pm 0.003$ [83]
$P'_5(B^0 \rightarrow K\mu\mu)$	$-0.521 \pm 0.095 \pm 0.024$ [83]
$P'_6(B^0 \rightarrow K\mu\mu)$	$-0.015 \pm 0.094 \pm 0.007$ [83]
$P'_8(B^0 \rightarrow K\mu\mu)$	$-0.007 \pm 0.122 \pm 0.002$ [83]
$\epsilon_k^{\text{NP}}/\epsilon_k^{\text{SM}}$	$1.00 \pm 0.14$
$\Delta M_d^{\text{NP}}/\Delta M_d^{\text{SM}}$	$1.00 \pm 0.11$
$\Delta M_s^{\text{NP}}/\Delta M_s^{\text{SM}}$	$1.000 \pm 0.0054$

TABLE I: Set of observables used as input for the  $\chi^2$  function, as well as the experimental measured value. The observables  $F_L$ ,  $A_{FB}$ ,  $S_i$ ,  $P_i$  and  $P'_i$  are relative to the  $[0.10, 0.98]$  GeV $^2$   $q^2$  bins.  $\text{R}(B \rightarrow \chi_s \gamma)$ ,  $\epsilon_k^{\text{NP}}/\epsilon_k^{\text{SM}}$ ,  $\Delta M_d^{\text{NP}}/\Delta M_d^{\text{SM}}$  and  $\Delta M_s^{\text{NP}}/\Delta M_s^{\text{SM}}$  are defined as the ratio between the experimental value for the observable, taken from [64] and the SM prediction, determined in `flavio`. The total uncertainty is taken by error propagation, taking into account both the experimental and theoretical errors, with the latter determined also in `flavio`.

Observable	Theoretical prediction: (A1)	Theoretical prediction: (A2)	Theoretical prediction: (A3)
$a_\mu$	$1.06 \times 10^{-10}$	$2.79 \times 10^{-9}$	$1.79 \times 10^{-9}$
$\hat{T}$	$0.33 \times 10^{-3}$	$0.15 \times 10^{-3}$	$0.85 \times 10^{-3}$
$R_K[1.1, 6.0]$	0.732	0.786	0.738
$R_{K^*}[1.1, 6.0]$	0.850	0.862	0.844
$R_K[0.045, 1.1]$	0.723	0.771	0.715
$R_D$	0.373	0.311	0.366
$R_{D^*}$	0.261	0.258	0.263
$\text{BR}(h \rightarrow e\mu)$	$3.95 \times 10^{-18}$	$7.14 \times 10^{-18}$	$1.05 \times 10^{-18}$
$\text{BR}(h \rightarrow e\tau)$	$4.55 \times 10^{-15}$	$2.42 \times 10^{-15}$	$3.31 \times 10^{-14}$
$\text{BR}(h \rightarrow \mu\tau)$	$2.98 \times 10^{-8}$	$1.43 \times 10^{-7}$	$1.01 \times 10^{-7}$
$\text{BR}(\mu \rightarrow e\gamma)$	$1.48 \times 10^{-17}$	$1.64 \times 10^{-18}$	$1.79 \times 10^{-17}$
$\text{BR}(\mu \rightarrow eee)$	$4.30 \times 10^{-14}$	$9.40 \times 10^{-14}$	$2.43 \times 10^{-15}$
$\text{BR}(\tau \rightarrow e\gamma)$	$5.37 \times 10^{-17}$	$8.92 \times 10^{-17}$	$4.87 \times 10^{-16}$
$\text{BR}(\tau \rightarrow \mu\gamma)$	$3.70 \times 10^{-8}$	$3.72 \times 10^{-8}$	$5.06 \times 10^{-8}$
$\text{BR}(\tau \rightarrow eee)$	$2.47 \times 10^{-9}$	$1.68 \times 10^{-9}$	$7.55 \times 10^{-9}$
$\text{BR}(\tau \rightarrow e\mu\mu)$	$1.68 \times 10^{-9}$	$1.14 \times 10^{-9}$	$5.15 \times 10^{-9}$
$\text{BR}(\tau \rightarrow \mu ee)$	$9.72 \times 10^{-15}$	$7.35 \times 10^{-15}$	$1.24 \times 10^{-19}$
$\text{BR}(Z \rightarrow \mu e)$	$2.42 \times 10^{-16}$	$3.78 \times 10^{-16}$	$2.09 \times 10^{-20}$
$\text{BR}(Z \rightarrow \tau e)$	$1.42 \times 10^{-10}$	$9.38 \times 10^{-11}$	$4.40 \times 10^{-10}$
$\text{BR}(Z \rightarrow \mu\tau)$	$7.15 \times 10^{-7}$	$7.26 \times 10^{-7}$	$7.44 \times 10^{-7}$
$\text{BR}(\tau \rightarrow \pi e)$	$8.25 \times 10^{-10}$	$7.44 \times 10^{-10}$	$5.90 \times 10^{-9}$
$\text{BR}(\tau \rightarrow \pi\mu)$	$2.47 \times 10^{-14}$	$7.28 \times 10^{-14}$	$3.64 \times 10^{-18}$
$\text{BR}(\tau \rightarrow \phi e)$	$4.59 \times 10^{-10}$	$6.67 \times 10^{-9}$	$1.18 \times 10^{-9}$
$\text{BR}(\tau \rightarrow \phi\mu)$	$1.03 \times 10^{-11}$	$1.04 \times 10^{-11}$	$1.41 \times 10^{-11}$
$\text{BR}(\tau \rightarrow \rho e)$	$1.96 \times 10^{-9}$	$1.83 \times 10^{-9}$	$1.37 \times 10^{-8}$
$\text{BR}(\tau \rightarrow \rho\mu)$	$9.35 \times 10^{-11}$	$9.51 \times 10^{-11}$	$1.27 \times 10^{-10}$
$d_e$	$4.42 \times 10^{-30}$ e.cm	$8.91 \times 10^{-30}$ e.cm	$-4.29 \times 10^{-35}$ e.cm
$d_\mu$	$4.83 \times 10^{-23}$ e.cm	$5.42 \times 10^{-23}$ e.cm	$8.89 \times 10^{-23}$ e.cm
$d_\tau$	$1.93 \times 10^{-23}$ e.cm	$2.47 \times 10^{-23}$ e.cm	$2.61 \times 10^{-23}$ e.cm
$\text{BR}(B^0 \rightarrow \mu\mu)$	$1.49 \times 10^{-10}$	$1.17 \times 10^{-10}$	$1.14 \times 10^{-10}$
$\text{BR}(B_s \rightarrow \mu\mu)$	$2.60 \times 10^{-9}$	$2.80 \times 10^{-9}$	$2.64 \times 10^{-9}$
$\text{R}(B \rightarrow \chi_s \gamma)$	1.00	1.00	1.00
$R_K^{\nu\nu}$	2.77	3.16	3.39
$R_{K^*}^{\nu\nu}$	2.77	3.16	3.39
$ \text{Re } \delta g_R^e $	$7.17 \times 10^{-8}$	$1.91 \times 10^{-8}$	$2.38 \times 10^{-8}$
$ \text{Re } \delta g_L^e $	$1.99 \times 10^{-6}$	$5.47 \times 10^{-6}$	$1.31 \times 10^{-6}$
$ \text{Re } \delta g_R^\mu $	$6.06 \times 10^{-9}$	$2.66 \times 10^{-9}$	$5.57 \times 10^{-9}$
$ \text{Re } \delta g_L^\mu $	$1.15 \times 10^{-3}$	$06.78 \times 10^{-4}$	$1.38 \times 10^{-3}$
$ \text{Re } \delta g_R^\tau $	$6.65 \times 10^{-4}$	$8.43 \times 10^{-4}$	$7.06 \times 10^{-4}$
$ \text{Re } \delta g_L^\tau $	$6.62 \times 10^{-7}$	$4.99 \times 10^{-7}$	$3.67 \times 10^{-7}$

TABLE II: Theoretical predictions for the each of the benchmarks.

Observable	Theoretical prediction: (A1)	Theoretical prediction: (A2)	Theoretical prediction: (A3)
$F_L(B^+ \rightarrow K\mu\mu)$	0.24	0.26	0.25
$S_3(B^+ \rightarrow K\mu\mu)$	0.012	0.012	0.012
$S_4(B^+ \rightarrow K\mu\mu)$	0.092	0.092	0.092
$S_5(B^+ \rightarrow K\mu\mu)$	0.24	0.24	0.24
$A_{FB}(B^+ \rightarrow K\mu\mu)$	-0.092	-0.093	-0.092
$S_7(B^+ \rightarrow K\mu\mu)$	-0.017	-0.017	-0.017
$S_8(B^+ \rightarrow K\mu\mu)$	-0.012	-0.012	-0.012
$S_9(B^+ \rightarrow K\mu\mu)$	-0.00075	-0.00075	-0.00075
$P_1(B^+ \rightarrow K\mu\mu)$	0.044	0.045	0.044
$P_2(B^+ \rightarrow K\mu\mu)$	-0.11	-0.12	-0.12
$P_3(B^+ \rightarrow K\mu\mu)$	0.0014	0.0014	0.0014
$P'_4(B^+ \rightarrow K\mu\mu)$	0.25	0.25	0.25
$P'_5(B^+ \rightarrow K\mu\mu)$	0.66	0.66	0.66
$P'_6(B^+ \rightarrow K\mu\mu)$	-0.05	-0.05	-0.05
$P'_8(B^+ \rightarrow K\mu\mu)$	-0.03	-0.03	-0.03
$F_L(B^0 \rightarrow K\mu\mu)$	0.236	0.249	0.238
$S_3(B^0 \rightarrow K\mu\mu)$	0.0118	0.0116	0.0117
$S_4(B^0 \rightarrow K\mu\mu)$	0.0968	0.0972	0.0970
$S_5(B^0 \rightarrow K\mu\mu)$	0.239	0.242	0.239
$A_{FB}(B^0 \rightarrow K\mu\mu)$	-0.0906	-0.0920	-0.0908
$S_7(B^0 \rightarrow K\mu\mu)$	-0.0188	-0.0192	-0.0189
$S_8(B^0 \rightarrow K\mu\mu)$	-0.00116	-0.00142	-0.00122
$S_9(B^0 \rightarrow K\mu\mu)$	-0.000731	-0.000725	-0.000730
$P_1(B^0 \rightarrow K\mu\mu)$	0.0434	0.0437	0.0435
$P_2(B^0 \rightarrow K\mu\mu)$	-0.111	-0.116	-0.112
$P_3(B^0 \rightarrow K\mu\mu)$	0.00135	0.00137	0.00135
$P'_4(B^0 \rightarrow K\mu\mu)$	0.271	0.267	0.270
$P'_5(B^0 \rightarrow K\mu\mu)$	0.668	0.665	0.667
$P'_6(B^0 \rightarrow K\mu\mu)$	-0.0527	-0.0529	-0.0527
$P'_8(B^0 \rightarrow K\mu\mu)$	-0.00325	-0.00391	-0.00341
$C_9^{bs\mu\mu}$	-0.49	-0.38	-0.47
$C_{10}^{bs\mu\mu}$	0.67	0.53	0.64
$C_9^{tbs\mu\mu}$	$9.57 \times 10^{-7}$	$3.82 \times 10^{-7}$	$1.06 \times 10^{-6}$
$C_{10}^{tbs\mu\mu}$	$-9.49 \times 10^{-7}$	$-3.56 \times 10^{-7}$	$-1.05 \times 10^{-6}$
$C_9^{bsee}$	-0.14	-0.16	-0.32
$C_{10}^{bsee}$	-0.14	-0.16	-0.32
$\epsilon_k^{\text{NP}}/\epsilon_k^{\text{SM}}$	0.97	1.00	1.01
$\Delta M_d^{\text{NP}}/\Delta M_d^{\text{SM}}$	1.14	0.98	1.00
$\Delta M_s^{\text{NP}}/\Delta M_s^{\text{SM}}$	1.014	0.998	0.961

TABLE III: Theoretical predictions for the each of the benchmarks.

- 
- [1] G. Arnison et al. (UA1), Phys. Lett. B **122**, 103 (1983).
- [2] S. Chatrchyan et al. (CMS), Phys. Lett. B **716**, 30 (2012), 1207.7235.
- [3] F. J. Hasert et al. (Gargamelle Neutrino), Phys. Lett. B **46**, 138 (1973).
- [4] F. J. Hasert et al., Phys. Lett. B **46**, 121 (1973).
- [5] F. Abe et al. (CDF), Phys. Rev. Lett. **74**, 2626 (1995), hep-ex/9503002.
- [6] R. H. Parker, C. Yu, W. Zhong, B. Estey, and H. Müller, Science **360**, 191 (2018), 1812.04130.
- [7] D. Hanneke, S. F. Hoogerheide, and G. Gabrielse, Phys. Rev. A **83**, 052122 (2011), 1009.4831.
- [8] B. Abi et al. (Muon g-2), Phys. Rev. Lett. **126**, 141801 (2021), 2104.03281.
- [9] J. P. Lees et al. (BaBar), Phys. Rev. D **88**, 072012 (2013), 1303.0571.
- [10] J. P. Lees et al. (BaBar), Phys. Rev. Lett. **109**, 101802 (2012), 1205.5442.
- [11] M. Huschle et al. (Belle), Phys. Rev. D **92**, 072014 (2015), 1507.03233.
- [12] Y. Sato et al. (Belle), Phys. Rev. D **94**, 072007 (2016), 1607.07923.
- [13] S. Hirose et al. (Belle), Phys. Rev. D **97**, 012004 (2018), 1709.00129.
- [14] R. Aaij et al. (LHCb), Phys. Rev. Lett. **115**, 111803 (2015), [Erratum: Phys.Rev.Lett. 115, 159901 (2015)], 1506.08614.
- [15] S. Choudhury et al. (BELLE), JHEP **03**, 105 (2021), 1908.01848.
- [16] A. Abdesselam et al. (Belle), Phys. Rev. Lett. **126**, 161801 (2021), 1904.02440.
- [17] R. Aaij et al. (LHCb), JHEP **08**, 055 (2017), 1705.05802.
- [18] R. Aaij et al. (LHCb), Nature Phys. **18**, 277 (2022), 2103.11769.
- [19] W. Altmannshofer and P. Stangl, Eur. Phys. J. C **81**, 952 (2021), 2103.13370.
- [20] T. Aaltonen et al. (CDF), Science **376**, 170 (2022).
- [21] A. Strumia (2022), pre-print, hep-ph/2204.04191.
- [22] M. Bauer and M. Neubert, Phys. Rev. Lett. **116**, 141802 (2016), 1511.01900.
- [23] W. Altmannshofer, P. S. Bhupal Dev, and A. Soni, Phys. Rev. D **96**, 095010 (2017), 1704.06659.
- [24] D. Das, C. Hati, G. Kumar, and N. Mahajan, Phys. Rev. D **94**, 055034 (2016), 1605.06313.
- [25] A. Angelescu, D. Bečirević, D. A. Faroughy, and O. Sumensari, JHEP **10**, 183 (2018), 1808.08179.
- [26] W. Altmannshofer, P. S. B. Dev, A. Soni, and Y. Sui, Phys. Rev. D **102**, 015031 (2020), 2002.12910.
- [27] G. Belanger et al., JHEP **02**, 042 (2022), 2111.08027.
- [28] M. Becker, D. Döring, S. Karmakar, and H. Päs, Eur. Phys. J. C **81**, 1053 (2021), 2103.12043.
- [29] A. Crivellin, B. Fuks, and L. Schnell (2022), 2203.10111.
- [30] A. Crivellin, D. Mueller, and F. Saturnino, Phys. Rev. Lett. **127**, 021801 (2021), 2008.02643.
- [31] A. Crivellin, C. Greub, D. Müller, and F. Saturnino, Phys. Rev. Lett. **122**, 011805 (2019), 1807.02068.
- [32] M. Blanke and A. Crivellin, Phys. Rev. Lett. **121**, 011801 (2018), 1801.07256.
- [33] L. Calibbi, A. Crivellin, and T. Li, Phys. Rev. D **98**, 115002 (2018), 1709.00692.
- [34] A. Crivellin, D. Müller, and F. Saturnino, JHEP **06**, 020 (2020), 1912.04224.
- [35] A. Carvunis, A. Crivellin, D. Guadagnoli, and S. Gangal, Phys. Rev. D **105**, L031701 (2022), 2106.09610.
- [36] R. Coy and M. Frigerio, Phys. Rev. D **105**, 115041 (2022), 2110.09126.
- [37] D. Marzocca and S. Trifinopoulos, Phys. Rev. Lett. **127**, 061803 (2021), 2104.05730.
- [38] S. Saad and A. Thapa, Phys. Rev. D **102**, 015014 (2020), 2004.07880.
- [39] T. A. Chowdhury and S. Saad (2022), pre-print, hep-ph/2205.03917.
- [40] S.-L. Schen, W.-w. Jiang, and Z.-K. Liu (2022), pre-print, hep-ph/2205.15794.
- [41] I. Doršner, S. Fajfer, and N. Košnik, Eur. Phys. J. C **77**, 417 (2017), 1701.08322.
- [42] D. Aristizabal Sierra, M. Hirsch, and S. G. Kovalenko, Phys. Rev. D **77**, 055011 (2008), 0710.5699.
- [43] D. Zhang, JHEP **07**, 069 (2021), 2105.08670.
- [44] H. Päs and E. Schumacher, Phys. Rev. D **92**, 114025 (2015), 1510.08757.
- [45] Y. Cai, J. Herrero-García, M. A. Schmidt, A. Vicente, and R. R. Volkas, Front. in Phys. **5**, 63 (2017), 1706.08524.
- [46] K. S. Babu and J. Julio, Nucl. Phys. B **841**, 130 (2010), 1006.1092.
- [47] O. Popov and G. A. White, Nucl. Phys. B **923**, 324 (2017), 1611.04566.
- [48] T. Nomura, H. Okada, and Y. Orikasa, Eur. Phys. J. C **81**, 947 (2021), 2106.12375.
- [49] W.-F. Chang, JHEP **09**, 043 (2021), 2105.06917.
- [50] T. Nomura and H. Okada, Phys. Rev. D **104**, 035042 (2021), 2104.03248.
- [51] K. S. Babu, P. S. B. Dev, S. Jana, and A. Thapa, JHEP **03**, 006 (2020), 1907.09498.
- [52] T. Faber, M. Hudec, H. Kolečová, Y. Liu, M. Malinský, W. Porod, and F. Staub, Phys. Rev. D **101**, 095024 (2020), 1812.07592.
- [53] T. Faber, M. Hudec, M. Malinský, P. Meinzinger, W. Porod, and F. Staub, Phys. Lett. B **787**, 159 (2018), 1808.05511.
- [54] I. Bigaran, J. Gargalionis, and R. R. Volkas, JHEP **10**, 106 (2019), 1906.01870.
- [55] J. Gargalionis, I. Popa-Mateiu, and R. R. Volkas, JHEP **03**, 150 (2020), 1912.12386.
- [56] J. Gargalionis and R. R. Volkas, JHEP **01**, 074 (2021), 2009.13537.
- [57] S. Saad, Phys. Rev. D **102**, 015019 (2020), 2005.04352.
- [58] J. Julio, S. Saad, and A. Thapa (2022), pre-print, 2203.15499.
- [59] J. Julio, S. Saad, and A. Thapa (2022), pre-print, 2202.10479.
- [60] A. Crivellin, C. Greub, D. Müller, and F. Saturnino, JHEP **02**, 182 (2021), 2010.06593.

- [61] Y. Cai, J. Gargalionis, M. A. Schmidt, and R. R. Volkas, *JHEP* **10**, 047 (2017), 1704.05849.
- [62] A. P. Morais, R. Pasechnik, and W. Porod, *Eur. Phys. J. C* **80**, 1162 (2020), 2001.06383.
- [63] A. P. Morais, R. Pasechnik, and W. Porod, *Universe* **7**, 461 (2021), 2001.04804.
- [64] P. A. Zyla et al. (Particle Data Group), *PTEP* **2020**, 083C01 (2020).
- [65] A. J. Buras, J. Gierbach-Noe, C. Niehoff, and D. M. Straub, *JHEP* **02**, 184 (2015), 1409.4557.
- [66] G. Aad et al. (ATLAS), *Phys. Rev. D* **104**, 112005 (2021), 2108.07665.
- [67] G. Aad et al. (ATLAS), *JHEP* **06**, 179 (2021), 2101.11582.
- [68] A. M. Sirunyan et al. (CMS), *JHEP* **03**, 170 (2019), 1811.00806.
- [69] A. M. Sirunyan et al. (CMS), *Phys. Rev. Lett.* **121**, 241802 (2018), 1809.05558.
- [70] F. Staub, *Comput. Phys. Commun.* **185**, 1773 (2014), 1309.7223.
- [71] W. Porod and F. Staub, *Comput. Phys. Commun.* **183**, 2458 (2012), 1104.1573.
- [72] D. M. Straub (2022), pre-print, hep-ph/1810.08132.
- [73] P. Arnan, D. Becirevic, F. Mescia, and O. Sumensari, *JHEP* **02**, 109 (2019), 1901.06315.
- [74] D. A. Faroughy, A. Greljo, and J. F. Kamenik, *Phys. Lett. B* **764**, 126 (2017), 1609.07138.
- [75] A. Greljo and D. Marzocca, *Eur. Phys. J. C* **77**, 548 (2017), 1704.09015.
- [76] G. D'Amico, M. Nardecchia, P. Panci, F. Sannino, A. Strumia, R. Torre, and A. Urbano, *JHEP* **09**, 010 (2017), 1704.05438.
- [77] A. K. Alok, B. Bhattacharya, A. Datta, D. Kumar, J. Kumar, and D. London, *Phys. Rev. D* **96**, 095009 (2017), 1704.07397.
- [78] Y. S. Amhis et al. (HFLAV), *Eur. Phys. J. C* **81**, 226 (2021), 1909.12524.
- [79] K. Inami et al. (Belle), *Phys. Lett. B* **551**, 16 (2003), hep-ex/0210066.
- [80] J. Grygier et al. (Belle), *Phys. Rev. D* **96**, 091101 (2017), [Addendum: *Phys.Rev.D* 97, 099902 (2018)], 1702.03224.
- [81] S. Schael et al. (ALEPH, DELPHI, L3, OPAL, SLD, LEP Electroweak Working Group, SLD Electroweak Group, SLD Heavy Flavour Group), *Phys. Rept.* **427**, 257 (2006), hep-ex/0509008.
- [82] R. Aaij et al. (LHCb), *Phys. Rev. Lett.* **126**, 161802 (2021), 2012.13241.
- [83] R. Aaij et al. (LHCb), *Phys. Rev. Lett.* **125**, 011802 (2020), 2003.04831.