

# Excess risk analysis for epistemic uncertainty with application to variational inference

Futoshi Futami<sup>\*1</sup>, Tomoharu Iwata<sup>1</sup>, Naonori Ueda<sup>1</sup>, Issei Sato<sup>2</sup>,  
and Masashi Sugiyama<sup>2</sup>

<sup>1</sup>Communication Science Laboratories, NTT, Kyoto, Japan

<sup>2</sup>The University of Tokyo, Tokyo, Japan

June 6, 2022

## Abstract

We analyze the epistemic uncertainty (EU) of supervised learning in Bayesian inference by focusing on the excess risk. Existing analysis is limited to the Bayesian setting, which assumes a correct model and exact Bayesian posterior distribution. Thus we cannot apply the existing theory to modern Bayesian algorithms, such as variational inference. To address this, we present a novel EU analysis in the frequentist setting, where data is generated from an unknown distribution. We show a relation between the generalization ability and the widely used EU measurements, such as the variance and entropy of the predictive distribution. Then we show their convergence behaviors theoretically. Finally, we propose new variational inference that directly controls the prediction and EU evaluation performances based on the PAC-Bayesian theory. Numerical experiments show that our algorithm significantly improves the EU evaluation over the existing methods.

## 1 Introduction

Understanding behavior of a machine learning algorithm in a systematic way is gaining importance in order to provide transparency to non-experts [4]. For example, in regression tasks, the fitting performance for the test data and associated error bars are needed to capture the prediction behavior. The fitting performance is known as the generalization ability and has been extensively studied theoretically and numerically [31]. Conversely, the error bars are known as the “uncertainty” and are the subject of recent attention [20, 12]. Uncertainty represents a lack of information and is said to be caused by two types of factors [4]: 1) Aleatoric uncertainty (AU), which is caused by noise in the data itself, and 2) Epistemic uncertainty (EU), which is caused by a lack of training data. In particular, since the EU can tell us where in the input space is yet to be learned, it is used in various applications, such as dataset shift [36],

---

<sup>\*</sup>futoshi.futami.uk@hco.ntt.co.jp

adversarial data detection [47], active learning [19], Bayesian optimization [18], and reinforcement learning [22], integrated with deep learning methods.

Mathematically, AU is defined as the Bayes risk, which expresses the fundamental difficulty of the learning problem [7, 21, 44]. As for EU, Bayesian inference was shown to be useful in many applications because the posterior distribution updated from the prior distribution can represent a lack of data [20]. In practice, measurements such as the entropy, variance of the posterior predictive distribution, and associated conditional mutual information were shown to be useful in many applications [24, 7]. Unlike AU, those measurements depend on the size of training data and algorithms. Thus, analysis depending on them are required, similar to generalization ability.

However, there has been limited study in that direction. Traditional EU analysis has focused on the properties of the exact Bayesian posterior and predictive distributions [9, 26] and large sample behaviors [6]. Since the modern Bayesian algorithms, such as the variational inference (VI) [7] or PAC-Bayesian algorithms [1], focus on the problem’s loss function and derive approximate posterior distributions, such traditional EU analysis is difficult to apply.

Recently, the analysis focusing on the loss function to define the EU in supervised learning has been proposed [46, 21]. The EU was defined as the excess risk obtained by subtracting the Bayes risk corresponding to the AU from the total risk. Thus, the excess risk implies the loss due to insufficient data when the model is well specified. The analysis of the EU depending on the size of training data was then provided. Although the existing work successfully defines the EU beyond the distribution properties, the following limitation still exists. Namely, they assume that the data generating mechanism follows the “Bayesian setting,” where the training data follows the marginal distribution of the model and the test data follows the posterior predictive distribution. As described in Section 2, this means that the data generating mechanism is known, and the correct model and exact posterior distribution are available. The correct model is not necessarily a realistic assumption and the assumption about the exact Bayesian posterior prevents us from developing an algorithm-dependent analysis which is especially required for understanding the EU in the modern Bayesian algorithms.

When considering the generalization ability, the “frequentist setting” has been widely used [1], where training and test data are generated independent identically distributed (i.i.d.) from an unknown distribution. Under this setting, the PAC-Bayesian analysis showed great success in providing the prediction performance guarantee [1] for modern Bayesian algorithms. Thus, it would also be promising to theoretically analyze the EU in the frequentist setting using the excess risk. However, as shown in Sec. 2, when directly considering the excess risk on the frequentist setting, it is impossible to evaluate the excess risk conditioned on the input data. Moreover, the relations between the excess risk and the widely used EU measurements are unclear. This makes EU analysis highly challenging in the frequentist setting. Because of this difficulty, to the best of our knowledge, no research about the excess risk for the EU exists in the frequentist setting.

In this paper, we propose a new theoretical analysis for EU that addresses the above limitations of these existing settings. The idea of our analysis is to combine the frequentist and Bayesian settings appropriately. Our contributions are as follows.

i) In the frequentist setting, we show novel relations among the excess risk and widely used measurements for the EU, and the generalization ability. Our analysis is based on an approximation that the test data comes from a predictive distribution similar to the Bayesian setting (Eq.(11)). Under this approximation, we propose computing an “approximate excess risk” (Eq.(12)). We show that the approximate excess risk is equal to widely used measurements for the EU when using the log loss and squared loss. We also characterize the convergence behavior of the approximate excess risk theoretically using the PAC-Bayesian theory (Theorem 2 and 3).

ii) Based on the theoretical analysis, we show a new interpretation of the existing VI that clarifies how the EU is regularized (Eqs.(25) and (26)). Then we propose a novel algorithm that directly controls the prediction and the EU estimation performance simultaneously based on the PAC-Bayesian theory (Eq.(27)). Numerical experiments suggest that our algorithm significantly improves EU evaluation over the existing VI.

## 2 Background of the Bayesian and PAC-Bayesian frequentist settings

In this section, we review the Bayesian and frequentist settings and excess risk analysis. Capital letters such as  $X$  represent random variables, while lowercase letters such as  $x$  represent deterministic values. We consider a supervised setting and denote input-output pairs by  $Z = (X, Y) \in \mathcal{Z} := \mathcal{X} \times \mathcal{Y}$ . Learners can access  $N$  training data,  $Z^N := (Z_1, \dots, Z_N)$  with  $Z_n := (X_n, Y_n)$ , which are generated following some mechanism. We define  $\mathcal{A}$  as an action space and define the loss function  $l : \mathcal{Y} \times \mathcal{A} \rightarrow \mathbb{R}$ . The loss of action  $a \in \mathcal{A}$  and target variable  $y$  is written as  $l(y, a)$ ; for example, the log loss  $l(y, q) = -\ln q(y)$ , where  $q$  is the probability density of  $Y$  and  $\mathcal{A}$  is the set of all probability densities on  $Y$ . The squared loss is given as  $l(y, a) = |y - a|^2$ , where  $\mathcal{Y} = \mathcal{A} = \mathbb{R}$ .

### 2.1 The Bayesian setting and excess risk

We introduce the Bayesian setting, where we consider a generative model for the data  $(Y, X) \sim P(Y|X, \theta)P(X)$ , where  $\theta \in \Theta \subset \mathbb{R}^d$  is a model parameter. We assume that the input is independent of the parameter  $\theta$ . We introduce a prior distribution  $P(\theta)$  over  $\theta$ . The key idea of the Bayesian setting is that we assume test and training data is conditionally i.i.d. as

$$P(\theta, Z^N, Z) := P(\theta) \prod_{n=1}^N P(Y_n|X_n, \theta)P(X_n)P(Y|X, \theta)P(X). \quad (1)$$

Since this joint distribution is also expressed as  $P(\theta, Z^N, Z) = P(Z^N)P(\theta|Z^N)P(Z|\theta)$ , the Bayesian setting indicates that we assume the training data follows the marginal distribution of the model  $P(Z^N)$  and test data follows  $P(Y|X, \theta)$  under posterior distribution  $P(\theta|Z^N)$ . Thus, under the Bayesian setting, we assume that we know the true data generating mechanism.

Our goal is to infer a decision rule  $\psi : \mathcal{Z}^N \times \mathcal{X} \rightarrow \mathcal{A}$  that minimizes the expected loss  $\mathbb{E}[l(Y, \psi(X, Z^N))]$  among all decision rules. Following the previous work [46], we define the infimum of the expected loss as the Bayesian minimum

risk:

$$R^l(Y|X, Z^N) := \inf_{\psi: \mathcal{Z}^N \times \mathcal{X} \rightarrow \mathcal{A}} \mathbb{E}[l(Y, \psi(X, Z^N))]. \quad (2)$$

Next, we define a fundamental limit of learning as  $\phi: \Theta \times \mathcal{X} \rightarrow \mathcal{A}$ , which takes the true parameter  $\theta$  instead of the training data  $Z^N$ :

$$R^l(Y|X, \theta) := \inf_{\phi: \Theta \times \mathcal{X} \rightarrow \mathcal{A}} \mathbb{E}[l(Y, \phi(\theta, X))]. \quad (3)$$

We cannot improve this risk by increasing the number of training data. Thus, this corresponds to AU. Here we introduce some examples of  $R^l(Y|X, \theta)$ . For the log loss, it corresponds to the conditional entropy  $R^{\log}(Y|X, \theta) = \mathbb{E}H(Y|X, \theta)$  and for the squared loss, it is the conditional variance,  $R^{(2)}(Y|X, \theta) = \text{Var}(Y - \mathbb{E}[Y|X, \theta])^2$ .

Finally, we define the difference between the Bayesian minimum risk and the fundamental limit of learning as the minimum excess risk (MER):

$$\text{MER}^l(Y|X, Z^N) := R^l(Y|X, Z^N) - R^l(Y|X, \theta). \quad (4)$$

This corresponds to EU since this is the difference between the total risk and the fundamental limit of learning [46, 15]. Note that the EU is defined based on the loss function, which we solve. Since we know the data generating distribution as Eq.(1), we can analyze  $\text{MER}^l$  directly. [46] showed that when the log-loss is used,  $\text{MER}^l(Y|X, Z^N) = I(\theta; Y|X, Z^N)$  holds, where  $I(\theta; Y|X, Z^N)$  is the conditional mutual information. Other than the log loss, if the loss function satisfies the  $\sigma^2$  sub-Gaussian property conditioned on  $(X, Z^N) = (x, z^N)$ , it has been shown that  $\text{MER}^l(Y|X, Z^N) \leq \sqrt{2\sigma^2 I(\theta; Y|X, Z^N)}$  holds [46]. In many practical settings  $I(\theta; Y|X, Z^N)$  is upper-bounded by  $\mathcal{O}(\ln N/N)$  and thus, the excess risk converges to 0 as,  $\mathcal{O}(\ln N/N)$  for the log loss and  $\mathcal{O}(\sqrt{\ln N/N})$  for the sub-Gaussian loss functions. See Appendix A for more details.

## 2.2 The PAC-Bayesian frequentist setting and excess risk

In the frequentist setting, we assume that all the data are unconditionally i.i.d. from some unknown data-generating distribution  $\nu(Z) = \nu(Y|X)\nu(X)$ . We access the training dataset  $Z^N \sim \nu(Z)^N$  and introduce a predictor  $f_\theta: \mathcal{X} \rightarrow \mathcal{A}$ , which is parameterized by  $\theta \in \Theta \subset \mathbb{R}^d$ . The PAC-Bayesian theory [1, 13] provides us a guarantee of the prediction performance by focusing on the average of the loss with respect to the posterior distribution  $Q$  over  $f$ . Here we put on a prior  $P(\theta)$  and consider the posterior  $Q(\theta|Z^N)$ . The PAC-Bayesian theory provides a PAC guarantee for the generalization of test data as  $R^l(Y|X, Z^N) = \mathbb{E}_{\nu(Z)^N Q(\theta|Z^N) \nu(Y|X) \nu(X)} l(Y, f_\theta(X))$  and the training error  $r^l(Z^N) = \mathbb{E}_{\nu(Z)^N Q(\theta|Z^N)} \frac{1}{N} \sum_{n=1}^N l(Y_n, f_\theta(X_n))$ . Then a typical PAC-Bayesian error bound takes the form

$$R^l(Y|X, Z^N) \leq r^l(Z^N) + \text{Gen}^l(Z^N). \quad (5)$$

The last term  $\text{Gen}^l(Z^N)$  is called the generalization error. Under suitable assumptions [1],  $\text{Gen}^l(Z^N)$  is upper-bounded by  $\mathcal{O}(1/N^\alpha)$  for some  $\alpha \in (1/2, 1]$ . Usually it depends on the complexity of the predictors such as the Kullback-Leibler (KL) divergence  $\text{KL}(Q(\theta|Z^N)|P(\theta))$  or mutual information  $I(\theta: Z^N)$ .

It has been shown that under additional moderate assumptions, we can derive the following bound from the PAC-Bayesian generalization bound [1]:

$$R^l(Y|X, Z^N, \theta^*) := R^l(Y|X, Z^N) - R^l(Y|X, \theta^*) \leq C_1 \left( \frac{\ln N}{N^\alpha} \right), \quad (6)$$

where  $\theta^* = \operatorname{argmin}_\theta \mathbb{E}_{\nu(Y|X)\nu(X)} l(Y, f_\theta(X))$ . The constant  $C_1$  depends only on the problem setup. We aim to analyze the EU, so we do not further discuss the details of the PAC-Bayesian bound. See [1] and Appendix A.4 for the explicit conditions.

Next, we introduce commonly used EU measurements in modern Bayesian algorithms, including variational inference (VI). For the log loss  $l(y, f_\theta(y|x)) = -\ln p(y|x, \theta)$  conditioned on  $(X, Z^N) = (x, z^N)$ , the mutual information has been widely used for uncertainty estimation [7]:

$$\begin{aligned} I_\nu(\theta; Y|x, z^N) &= \mathbb{E}_{Q(\theta|z^N)} \mathbb{E}_{p(Y|x, \theta)} [-\ln \mathbb{E}_{Q(\theta|z^N)} p(Y|x, \theta) + \ln p(Y|x, \theta)] \\ &= H(p(Y|x, z^N)) - E_{Q(\theta|z^N)} H(p(Y|x, \theta)), \end{aligned} \quad (7)$$

where  $H(p(Y|x, z^N))$  is the entropy of the predictive distribution and  $E_Q H(p(Y|x, \theta))$  is the conditional entropy. This has also been used in Bayesian experimental design [10] or uncertainty estimation [7]. Note that this is slightly different from the mutual information in the Bayesian setting, where we used  $P(Z^N)$  instead of  $\nu(Z)^N$  for the data generating distribution. See Appendix A for a detailed comparison between the Bayesian and frequentist settings.

When the squared loss is used, the variance of the predictor has been widely utilized for uncertainty estimation, which is a common practice in VI, Monte Carlo (MC) dropout [24], and deep ensemble methods [25]. Conditioned on  $(X, Z^N) = (x, z^N)$ , it is written as

$$\operatorname{Var} f_\theta(x) = \mathbb{E}_{Q(\theta|z^N)} (f_\theta(x) - \mathbb{E}_{Q(\theta|z^N)} f_\theta(x))^2. \quad (8)$$

Eqs.(7) and (8) are intuitively meaningful expressions of the EU. However, the following points are still unclear theoretically. **(Q1)** First, it is unclear how these measurements relate to the loss function and fundamental learning limit. **(Q2)** Second, the convergence behaviors of these measurements are not apparent. As the number of training data points increases, we expect these measurements to converge to 0. **(Q3)** Third, the relationship between these measurements and the generalization ability is unclear. Since these measurements depend on the training data and the algorithm, we expect that there must be some meaningful relation.

To analyze the EU in the frequentist setting, we consider introducing the excess risk in the same way as Sec. 2.1. We define the total risk at point  $x$  as  $\operatorname{TR}_f^l(Y|X = x, Z^N) = \mathbb{E}_{\nu(Z)^N \nu(Y|X=x)} l(y, \mathbb{E}_{Q(\theta|Z^N)} f_\theta(x))$  and express  $\operatorname{TR}_f^l(Y|X, Z^N) = \mathbb{E}_{\nu(x)} \operatorname{TR}_f^l(Y|X = x)$ . The total risk expresses the prediction performance of  $\mathbb{E}_{Q(\theta|Z^N)} f_\theta(x)$ . Then the fundamental limit of learning at point  $x$  is defined as  $R_f^l(Y|X = x) = \min_a \mathbb{E}_{\nu(Y|X=x)} l(y, a)$ . Finally the excess risk (ER) is defined as the difference between the total risk and the fundamental limit of learning:

$$\operatorname{ER}_f^l(Y|X, Z^N) = \operatorname{TR}_f^l(Y|X, Z^N) - R_f^l(Y|X), \quad (9)$$

where  $R_f^l(Y|X) = \mathbb{E}_{\nu(x)} R_f^l(Y|X = x)$ . For simplicity, we express  $\text{ER}_f^l(Y|X = x, Z^N = z^n)$  as  $\text{ER}_f^l(Y|x, z^n)$ . We call Eq.(9) the **frequentist excess risk** to make the meaning clearer. In practice, we are interested in estimating the EU at test data point  $x$  without using target variable  $y$ , similarly to Eqs.(7) and (8). However, we cannot use Eq.(9) for that purpose since we do not know both  $\nu(Y|X = x)$  and  $R_f^l(Y|X = x)$ . Thus, it is difficult to use Eq.(9) to evaluate the EU. Moreover, **(Q4)** the relations among Eq.(9) and the widely used EU measurements Eqs.(7) and (8) are unclear.

### 3 Analysis of excess risk in the PAC-Bayesian frequentist setting

In this section, we develop theories to analyze EU in the frequentist setting that answer the questions **(Q1)** to **(Q4)** raised in Sec. 2.2. All the proofs in this section are shown in Appendix C.

#### 3.1 Approximating the test data by the Bayesian setting for the excess risk analysis

As we have seen in Sec.2.1, in the Bayesian setting, we can analytically calculate the excess risk thanks to the data generation assumption. This motivates us to introduce the Bayesian setting for the frequentist setting. Following the joint distribution of the Bayesian setting in Eq.(1), we approximate the joint distribution of test data, training data, and the parameters in the frequentist setting by

$$\nu(Z)^N Q(\theta|Z^N) \nu(X) \nu(Y|X) \approx P_f(Z^N, \theta, Z). \quad (10)$$

Here  $P_f(Z^N, \theta, Z)$  is defined as

$$P_f(Z^N, \theta, Z) := \nu(Z)^N Q(\theta|Z^N) \nu(X) P(Y|X, \theta), \quad (11)$$

where  $P(dy|x, \theta) = p(y|f_\theta(x))dy$  when the log loss is used. When the squared loss is used, assume a Gaussian distribution  $P(dy|x, \theta) = N(y|f_\theta(x), v^2)dy$  for some  $v \in \mathbb{R}$ . When a model is well specified, that is,  $\nu(Y|x) = P(Y|x, \theta^*)$  holds for some  $\theta^* \in \Theta$ , we expect that the posterior predictive distribution converges to  $P(Y|x, \theta^*)$  and the approximation of Eq.(10) becomes accurate as  $N$  increases. We discuss the quality of this approximation in Sec.3.2. Under this setting, we define the excess risk following the Bayesian setting as

$$\text{ER}_b^l(Y|X, Z^N) = \text{TR}_b^l(Y|X, Z^N) - R_b^l(Y|X, \theta), \quad (12)$$

where  $\text{TR}_b^l(Y|X, Z^N)$  is a total risk given as

$$\text{TR}_b^l(Y|X, Z^N) := \mathbb{E}_{P_f(Z^N, Z)} l(Y, \mathbb{E}_{Q(\theta|Z^N)} f_{\theta'}(X)), \quad (13)$$

and  $R_b^l(Y|X, \theta)$  is the fundamental limit of learning, which is defined similarly to Eq.(3) as,

$$R_b^l(Y|X, \theta) := \inf_{\phi: \Theta \times \mathcal{X} \rightarrow \mathcal{A}} \mathbb{E}_{P_f(\theta, Z^N, Z)} l(Y, \phi(\theta, X)). \quad (14)$$

We call  $\text{ER}_b^l(Y|X, Z^N)$  the **Bayesian excess risk**. We point out that  $\text{ER}_b^l(Y|X, Z^N)$  is always larger than 0; see Appendix C for details. When the log loss is used,

we express it as  $\text{ER}_b^{\text{log}}(Y|X, Z^N)$  and when the squared loss is used, we express it as  $\text{ER}_b^{(2)}(Y|X, Z^N)$ .

The next theorem is our first main result that connects the widely used uncertainty measurements, such as the mutual information Eq.(7) and dropout variance Eq.(8) to  $\text{ER}_b^l(Y|X, Z^N)$  as follows:

**Theorem 1.** *Under the definition of Eq.(12), conditioned on  $(x, z^N)$ , we have*

$$\text{ER}_b^{\text{log}}(Y|x, z^N) = I_\nu(\theta; Y|x, z^N), \quad \text{ER}_b^{(2)}(Y|x, z^N) = \text{Var} f_\theta(x). \quad (15)$$

Thus, by studying the Bayesian excess risk, we can analyze the widely used EU measurements. We point out that  $\text{TR}_b^{\text{log}}(T|x, z^N) = H(p(Y|x, z^N))$  and  $R_b^{\text{log}}(Y|x, \theta) = E_{Q(\theta|z^N)}H(p(Y|x, \theta))$  hold.

### 3.2 Analysis of the Bayesian and PAC-Bayesian frequentist excess risks

Here, we show the theoretical properties of the Bayesian and frequentist excess risk for the squared and log loss. Then, we discuss how they are related to the generalization ability.

**Analysis of the squared loss:** We present an analysis of the squared loss. For simplicity, assume  $\mathcal{Y} = \mathbb{R}$ . See Appendix C.5 for  $\mathcal{Y} = \mathbb{R}^d$ . The following basic relation is useful for the latter analysis:

**Lemma 1.** *For any  $(x, y)$  and any posterior distribution conditioned on  $z^N$ , we have*

$$|y - \mathbb{E}_{Q(\theta|z^N)}f_\theta(x)|^2 + \text{Var} f_\theta(x) = \mathbb{E}_{Q(\theta|z^N)}|y - f_\theta(x)|^2. \quad (16)$$

This lemma clarifies the relation between the Jensen gap and the Bayesian excess risk. The next theorem provides answers to questions **(Q1)** to **(Q3)** for the squared loss.

**Theorem 2.** *Conditioned on  $(x, z^N)$ , assume that a regression function is well specified, that is,  $\mathbb{E}_{\nu(Y|x)}[Y|x] = f_{\theta^*}(x)$  holds. Then we have*

$$\text{ER}_f^{(2)}(Y|x, z^N) + \text{ER}_b^{(2)}(Y|x, z^N) = R^{(2)}(Y|x, z^N, \theta^*) \leq R^{(2)}(Y|x, z^N). \quad (17)$$

By taking the expectation, we have

$$\text{ER}_f^{(2)}(Y|X, Z^N) + \text{ER}_b^{(2)}(Y|X, Z^N) = R^{(2)}(Y|X, Z^N, \theta^*) \leq R^{(2)}(Y|X, Z^N). \quad (18)$$

Furthermore assume that the PAC-Bayesian bound Eq.(6) holds. Then we have

$$\text{ER}_f^{(2)}(Y|X, Z^N) + \text{ER}_b^{(2)}(Y|X, Z^N) \leq \frac{C_1 \ln N}{N^\alpha}. \quad (19)$$

**Remark 1.** *When we use a flexible model such as a deep neural network for  $f_\theta(x)$ , the assumption  $\mathbb{E}_{\nu(Y|x)}[Y|x] = f_{\theta^*}(x)$  will be satisfied. Thus, the assumption still holds when we misspecify the noise function  $\nu(Y|x)$ .*

From Eq.(17), it is clear that  $\text{Var} f_\theta(x)$  is a lower bound of the conditional test error. This is consistent with the well known result that the variance of the predictor often underestimates the EU [25]. Moreover, from Eqs. (18) and (19),  $\text{ER}_b^{(2)}(Y|X, Z^N)$  converges to 0 with the same order as the PAC-Bayesian

bound. Moreover, from Eq.(18), we have  $|\text{ER}_f^{(2)}(Y|X, Z^N) - \text{ER}_b^{(2)}(Y|X, Z^N)| \leq R^{(2)}(Y|X, Z^N, \theta^*) \leq R^{(2)}(Y|X, Z^N)$ . Thus, the gap between the Bayesian and frequentist excess risks decreases as the test error decreases. In Appendix C.6, we discuss when we can upper-bound the frequentist excess risk  $\text{ER}_f^{(2)}(Y|X, Z^N)$  by the Bayesian excess risk  $\text{ER}_b^{(2)}(Y|X, Z^N)$ . Finally, we remark that from Lemma 1, we have

$$R^{(2)}(Y|X, Z^N) = \text{TR}_f^{(2)}(Y|X, Z^N) + \text{ER}_b^{(2)}(Y|X, Z^N). \quad (20)$$

This indicates that the test error is decomposed into the total risk, which evaluates the prediction performance, and the Bayesian excess risk. This relation plays an important role in Sec. 3.3.

**Analysis of the log loss:** To analyze the log loss, we apply change-of-measure inequalities [35] to control the approximation error of Eq.(10). Using those inequalities requires an assumption about model  $p(y|x, \theta)$ . We define log density ratio  $L(y, x, \theta, \theta^*) := -\ln p(y|x, \theta) + \ln p(y|x, \theta^*)$ .

**Assumption 1.** *Conditioned on  $(x, \theta, z^N)$ , there exists function  $h(\lambda)$  for  $[0, b)$  such that the cumulant function  $L(y, x, \theta, \theta^*)$  is upper-bounded by  $h(\lambda)$ , i.e., the following inequality holds:*

$$\ln \mathbb{E}_{p(Y|x, \theta)} e^{\lambda(L(Y, x, \theta, \theta^*) - \mathbb{E}_{p(Y|x, \theta)} L(Y, x, \theta, \theta^*))} \leq h(\lambda). \quad (21)$$

For example, if  $h(\lambda) = \lambda^2 \sigma^2(x, \theta)/2$  and  $b = \infty$ , this assumption is similar to the  $\sigma^2$  sub-Gaussian property given  $(x, \theta, z^N)$ . When considering the Gaussian likelihood  $p(y|x, \theta) = N(y|f_\theta(x), v^2)$ , we have  $h(\lambda) = \frac{\lambda^2}{2v^2} |f_\theta(x) - f_{\theta^*}(x)|^2$ . Thus,  $\sigma^2(x, \theta)$  depends on  $x$  and  $\theta$  and we refer to this  $\sigma^2(x, \theta)$  sub Gaussian property. Other than the Gaussian likelihood, when the log loss is bounded, it satisfies the sub-Gaussian property. In this paper, we focus on this sub-Gaussian setting for Assumption 1 to make the presentation clear. We show the example of the logistic regression in Appendix C.8. When a model is well specified, the posterior predictive distribution converges to  $\nu(Y|x)$ ; thus, we expect that  $\text{ER}_f$  and  $\text{ER}_b$  behave in a similar way. This intuition is formalized by the next theorem:

**Theorem 3.** *When the model is well specified, that is,  $\nu(dy|x) = p(y|x, \theta^*)dy$  holds and  $\sigma^2(x, \theta)$  sub-Gaussian property is satisfied for  $L(y, x, \theta, \theta^*)$  as discussed above. Assume that  $\mathbb{E}_{Q(\theta|z^N)} \sigma^2(x, \theta) < \sigma_p^2 < \infty$ . Conditioned on  $(X, Z^N) = (x, z^N)$ , we have*

$$\text{ER}_f^{\log}(Y|x, z^N) + \text{ER}_b^{\log}(Y|x, z^N) \leq \sqrt{2\sigma_p^2 R^{\log}(Y|x, z^N, \theta^*)}. \quad (22)$$

Moreover, assume the PAC-Bayesian bound Eq.(6) and  $\mathbb{E}_{\nu(Z^N) Q(\theta|Z^N) \nu(x)} \sigma^2(x, \theta) < \sigma_q^2 < \infty$  hold, we have

$$\text{ER}_f^{\log}(Y|X, Z^N) + \text{ER}_b^{\log}(Y|X, Z^N) \leq \sqrt{2\sigma_q^2 R^{\log}(Y|X, Z^N, \theta^*)} \leq \sqrt{\frac{2\sigma_q^2 C_1 \ln N}{N^\alpha}}. \quad (23)$$

This theorem corresponds to Theorem 2 for the squared loss. From Eq.(22),  $I_\nu(\theta; Y|x, z^N)$  is a lower bound of the test log loss. From Eq.(23), the mutual



information  $I_\nu(\theta; Y|X, Z^N)$  converges in order of  $\mathcal{O}(\sqrt{\ln N/N^\alpha})$  if we can upper-bound  $\mathbb{E}_{\nu(Z)^N Q(\theta|z^N)\nu(x)}\sigma^2(x, \theta) < \sigma_q^2 < \infty$ . For the Gaussian likelihood, we have  $\mathbb{E}\sigma^2(x, \theta) \leq \mathbb{E}\frac{1}{v^2}|f_\theta(x) - f_{\theta^*}(x)|^2 = 2R^{\log}(Y|X, Z^N, \theta^*) \leq \frac{2C_1 \ln N}{N^\alpha} := \sigma_q^2$ .

Finally, we have the following result for the entropy of the posterior predictive distribution:

**Corollary 1.** *Under the same assumption as Theorem 3, assume that  $\ln p(y|x, \theta)$  satisfies the  $\sigma^2$  sub-Gaussian property similar to Assumption 1. Conditioned on  $(x, z^N)$ , we have*

$$H(p(Y|x, z^N)) \leq R^{\log}(Y|x, z^N) + 2\sqrt{2\sigma_p^2 R^{\log}(Y|x, z^N, \theta^*)}. \quad (24)$$

So far, we assumed the sub-Gaussian property. We show a similar results for Theorem 3 and Corollary 1 when a sub-exponential property holds in Appendix F.

In conclusion, from Theorems 2 and 3, the widely used EU measurements are lower bounds of the test error. When the PAC-Bayesian bound Eq.(6) holds, we can derive their convergence rate. Conversely, the sum of the frequentist and Bayesian excess risk is upper-bounded by the test error. This implies improving the generalization ability leads to small excess risk.

When we cannot evaluate  $Q(\theta|Z^N)$  explicitly, such as with Langevin MC methods, we cannot calculate  $\text{KL}(Q(\theta|Z^N)|P(\theta))$  in the PAC-Bayesian bound of Eq.(6). Under such a setting, the information theoretic generalization error bound [45] is useful: we can upper-bound the generalization error bound by the mutual information  $I(\theta; Z^N)$ . Upper bounding  $I(\theta; Z^N)$  in an algorithm dependent way [37] leads to the algorithm dependent bound of the widely used EU measurements.

Finally, we remark the setting of model misspecification; when the model is misspecified, the predictive distribution does not converge to  $\nu(Y|x)$ , thus the relation between  $\text{ER}_f^l$  and  $\text{ER}_b^l$  is not clear as compared to the well specified setting. In Appendix D, we show a theoretical result similar to Theorem 3 by introducing an additional assumption of the Bernstein condition.

### 3.3 A novel EU regularization method for variational inference

Here we discuss the relation between the objective functions of VI and Bayesian excess risk. As an explicit example, consider a regression problem using  $N(y|f_\theta(x), v^2)$ . Then from Lemma 1, the objective function of the standard VI can be written as

$$-\mathbb{E}_{Q(\theta|z^N)} \ln N(y|f_\theta(x), v^2) = \frac{|y - \mathbb{E}_{Q(\theta|z^N)} f_\theta(x)|^2 + \text{Var} f_\theta(x)}{2v^2} + \frac{1}{2} \ln 2\pi v^2. \quad (25)$$

This indicates that the standard VI tries to fit the mean of the predictive distribution to the target variable  $y$  with the regularization term of the Bayesian excess risk. Note that there is a relation about  $\text{Var} f_\theta(x)$  and  $\text{ER}_b^{\log}(Y|x, z^N)$  as  $\text{ER}_b^{\log}(Y|x, z^N) \leq \text{Var} f_\theta(x)/v^2$  for the Gaussian likelihood. It had been reported numerically that the standard VI often underestimates the EU. To address this issue, alternative objective functions were proposed. For example, the entropic loss defined as  $\text{Ent}_\alpha^l(y, x) := -\frac{1}{\alpha} \ln \mathbb{E}_{Q(\theta|z^N)} e^{-\alpha l(y, f_\theta(x))}$  for  $\alpha > 0$ , which is used

in the  $\alpha$ -divergence dropout ( $\alpha$ -DO) [27] and the second order PAC-Bayesian methods (2<sup>nd</sup>-PAC) [30, 11], can capture the EU better than the standard VI. Note that for  $\alpha = 1$  and the log loss, the Entropic risk corresponds to the log loss using the predictive distribution. For the Gaussian likelihood, we can upper-bound the entropic risk as

$$\mathbb{E}_\nu \text{Ent}_{\alpha=1}^{\log}(Y, X) \leq \mathbb{E}_\nu \frac{|Y - \mathbb{E}_{Q(\theta|z^N)} f_\theta(X)|^2}{v^2} + \frac{\text{Var} f_\theta(X)}{v^2} - \text{ER}_b^{\log}(Y|X, z^N) + \ln 2\pi v^2, \quad (26)$$

where we used Eq.(22). See Appendix C.10 for the derivation. Compared to Eq.(25), the entropic risk implicitly introduces the smaller regularization term about the Bayesian excess risk. This explains why  $\alpha$ -DO and 2<sup>nd</sup>-PAC showed larger EU compared to the standard VI. We show a similar result about the entropic risk of the general log loss other than the Gaussian likelihood in Appendix C.10.

From these relations, introducing the appropriate Bayesian excess risk as regularization leads to a solution that better evaluates the EU. Motivated by the decomposition from Eq.(25) to (26), we consider directly controlling the prediction performance and the Bayesian excess risk for the Gaussian likelihood as follows:

$$\text{BER}(\lambda) = \frac{1}{N} \sum_{i=1}^N \frac{|y_i - \mathbb{E}_{Q(\theta|z^N)} f_\theta(x_i)|^2}{2v^2} + \lambda \frac{\text{Var} f_\theta(x_i)}{2v^2} + \frac{\ln 2\pi v^2}{2} + \frac{1}{N} \text{KL}(Q(\theta|z^N)|P(\theta)), \quad (27)$$

where  $0 < \lambda \leq 1$  is the coefficient of the regularizer of the Bayesian excess risk.  $\text{KL}(Q(\theta|z^N)|P(\theta))$  is the regularization term motivated by the PAC-Bayesian theory. We select  $\lambda$  by cross-validation and it should be smaller than 1 since  $\lambda = 1$  correspond to the standard VI from Eq.(25) and the standard VI often underestimates the EU. We call Eq.(27) as the Bayesian excess risk regularization (BER). We show the PAC-Bayesian generalization guarantee for our BER in Appendix G. In Sec. 5.2, we evaluated this objective function numerically.

BER can also be seen as the extension of the standard VI. In the standard VI, the test loss is lower-bounded by the sum of the total risk and the Bayesian excess risk with equal weights, as shown in Eq.(20). BER has the flexible weights between them. See Appendix G for the detailed comparison.

## 4 Discussion of existing work on the epistemic uncertainty analysis

Existing theoretical analysis of the uncertainty focused on the calibration performance and tried to clarify when a model over- and underestimates the uncertainty [34, 3, 32, 14]. Other than calibration, the analysis of the Gaussian processes has been gaining attention since its posterior predictive distribution can be expressed analytically [9, 26]. Some research focused on the distance or geometry between test and training data points to derive the EU [28, 42]. Other approaches connect the randomness of the posterior distribution to the prediction by the delta method [33]. Differently, the information-theoretic approach in [46] focused on the loss function of the problem and defined the excess risk as the EU. The loss function-based analysis has been proposed in the deterministic

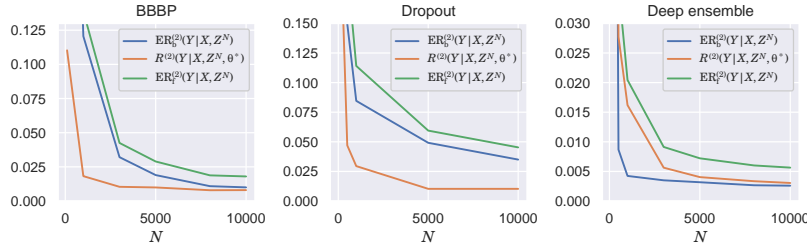


Figure 1: The result of toy data experiments.  $N$  represents the number of training data points and the vertical line is the value of each excess risk.

learning algorithm [21]. Thus, our theories can be regarded as extension of the information-theoretic approach in [46] to the frequentist settings and derived the convergence properties of the variance and entropy of the posterior predictive distributions for the first time.

In the frequentist setting, although Eq.(6), which is closely related to the excess risk, has been discussed in terms of the PAC Bayesian generalization bound [1], its relation to the EU has not been investigated. The relationship between the PAC-Bayesian bound and Bayesian inference has been investigated in terms of the marginal likelihood [13, 40]. Our work established the new relationships that connect the uncertainty of the Bayesian predictive distribution and the PAC-Bayesian generalization bound. In the Bayesian setting, the information-theoretic approach [46] clarified that the EU can be expressed by the conditional mutual information. This relation was extended to meta-learning [23]. However, the researchers assumed that correct models and exact posterior distributions are available. Our proposed analysis relaxes those assumptions.

## 5 Numerical experiments

In this section, we numerically confirm the theoretical findings in Sec. 3 and our proposed BER in Eq.(27). We show the detailed experimental settings and additional results in Appendix H.

### 5.1 Numerical evaluation of Theorem 2

We confirm the statement of Theorem 2 numerically. First, we consider toy data experiments where the true model  $y = 0.5x^3 + \epsilon$ ,  $\epsilon \sim N(0, 1)$ ,  $x \sim N(0, 1)$ . We consider a Bayesian neural network (BNN) for  $f_\theta(x)$  as a 4 layer neural network model with ReLU activation. We approximate the posterior distribution of the parameters of the neural network by Bayes by backpropagation (BBP), [17], dropout [24], and deep ensemble [25]. We evaluate  $ER_f^{(2)}(Y|X, Z^N)$ ,  $ER_b^{(2)}(Y|X, Z^N)$ , and  $R^{(2)}(Y|X, Z^N)$ . The results are shown in Fig. 1. We found that the numerical results satisfy Eq.(18) in Theorem 2. As the number of samples increases,  $ER_b^{(2)}(Y|X, Z^N)$  and the gap  $|ER_f^{(2)}(Y|X, Z^N) - ER_b^{(2)}(Y|X, Z^N)|$  decreases. We calculated the Spearman Rank Correlation (SRC) between  $ER_b^{(2)}(Y|X, Z^N)$ ,  $ER_f^{(2)}(Y|X, Z^N)$ , and  $R^{(2)}(Y|X, Z^N)$  and showed at least 0.97 suggesting high correlation relation between them.

Next, we confirm Theorem 2 using a real-world dataset. Following the setting of existing work [2], the data is NYU Depth v2 dataset [41], which consists of

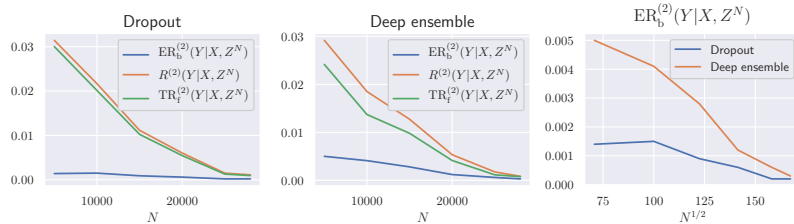


Figure 2: Real data experiments of depth estimation. The vertical line is the value of each risk.

RGB-to-depth, and we trained a U-Net style network [39] by dropout and Deep ensemble methods. Since we cannot evaluate the  $\text{ER}_f^{(2)}(Y|X, Z^N)$ , instead, we evaluate the Eq.(20), which only requires  $\text{TR}_f^{(2)}(Y|X, Z^N)$ ,  $\text{ER}_b^{(2)}(Y|X, Z^N)$ , and  $R^{(2)}(Y|X, Z^N)$ . The result is shown in Fig. 2. We found that the theoretical relation still holds for these real dataset experiments. We calculated the SRC between  $\text{TR}_f^{(2)}(Y|X, Z^N)$ ,  $\text{ER}_b^{(2)}(Y|X, Z^N)$ , and  $R^{(2)}(Y|X, Z^N)$  and showed at least 0.98 suggesting high correlation relation between them.

## 5.2 New uncertainty regularization based on the Bayesian excess risk

We numerically compared the prediction and EU evaluation performances of our proposed method shown in Eq.(27) in regression and contextual bandit tasks. Motivated by the success of the entropic risk in the particle VI (PVI) [30, 11], which approximates the posterior distribution by the ensemble of models, we also applied our BER to the PVI setting. Thus, the posterior distribution is expressed as  $Q(\theta) := \frac{1}{N} \sum_{i=1}^M \delta_{\theta_i}(\theta)$ , where  $\delta_{\theta_i}(\theta)$  is the Dirac distribution that has a mass at  $\theta_i$ . See Appendix H for details about PVI. We refer BER(0) when  $\lambda = 0$  in Eq.(27). We compared our method with existing PVI methods, f-SVGD [43],  $\text{PAC}_E^2$  [30], and VAR [11].

For regression tasks, we used the UCI dataset [8]. The model is a single-layer network with ReLU activation, and we used 20 ensembles. The results of 20 repetitions are shown in Table 1. We evaluated the fitting performance by RMSE and uncertainty estimation performance by the prediction interval coverage probability (PICP), which shows the number of test observations inside the estimated prediction interval and set the interval as 0.95. PICP is best when it is close to 0.95. We evaluated the mean prediction interval width (MPIW), which shows an average width of a prediction interval. A smaller MPIW is a better uncertainty estimate. Due to the space limitations, results of  $\text{PAC}_E^2$  and other  $\lambda$ s and the negative log-likelihood are shown in Appendix H. We found the existing PVIs show small PICP and MPIW, which indicate that existing methods underestimate the uncertainty. BER(0) shows the large PICP and MPIW since the Bayesian excess risk is not regularized. BER(0.05) shows the moderate MPIW with better PICP, and almost identical prediction performance in RMSE. Thus, BER successfully controls the prediction and uncertainty evaluation performances.

Next, we evaluated the BER using contextual bandit problems [38]. We need to balance the trade-off between exploitation and exploration to achieve small cumulative regret. For that purpose, our algorithms must appropriately control the prediction and uncertainty evaluation performance. We used the Thompson

Table 1: Benchmark results on test RMSE, PICP, and MPIW.

Dataset	Avg. Test RMSE				Avg. Test PICP and MPIW in parenthesis			
	f-SVGD	VAR	BER(0)	BER(0.05)	f-SVGD	VAR	BER(0)	BER(0.05)
Concrete	4.33±0.8	4.30±0.7	4.47±0.6	4.48±0.7	0.82±0.03 (0.13±0.00)	0.87±0.04 (0.16±0.01)	0.99±0.02 (0.50±0.04)	<b>0.95±0.02</b> (0.25±0.02)
Boston	2.54±0.50	2.53±0.50	2.53±0.50	2.53±0.51	0.63±0.07 (0.10±0.02)	0.76±0.05 (0.14±0.01)	0.97±0.01 (0.33±0.04)	<b>0.92±0.04</b> (0.22±0.02)
Wine	0.61±0.04	0.61±0.04	0.64±0.04	0.63±0.02	0.79±0.03 (0.32±0.05)	0.85±0.02 (0.39±0.06)	0.99±0.00 (1.61±0.00)	<b>0.95±0.03</b> (0.32±0.15)
Power	3.78±0.14	3.75±0.13	3.66±0.15	3.69±0.12	0.43±0.01 (0.07±0.00)	0.82±0.01 (0.15±0.00)	0.99±0.01 (0.81±0.01)	0.96±0.01 (0.37±0.01)
Yacht	0.64±0.28	0.60±0.28	0.75±0.41	0.78±0.48	0.92±0.04 (0.02±0.01)	0.93±0.04 (0.04±0.01)	<b>0.96±0.03</b> (0.10±0.01)	<b>0.94±0.04</b> (0.08±0.01)
Protein	3.98±0.54	3.92±0.05	3.83±0.10	3.85±0.05	0.53±0.01 (0.24±0.01)	0.83±0.00 (0.58±0.01)	1.0 ±0.00 (5.04±0.01)	<b>0.96±0.01</b> (0.86±0.00)

Table 2: Cumulative regret relative to that of the uniform sampling.

Dataset	MAP	PAC <sub>E</sub> <sup>2</sup>	f-SVGD	VAR	BER(0)	BER(0.01)	BER(0.05)
Mushroom	0.129±0.098	0.037±0.012	0.043±0.009	0.029±0.010	0.075±0.005	<b>0.024±0.009</b>	<b>0.021±0.004</b>
Financial	0.791±0.219	0.189±0.025	0.154±0.017	0.155±0.024	0.351±0.030	<b>0.075±0.024</b>	<b>0.075±0.031</b>
Statlog	0.675 ±0.287	0.032±0.003	0.010±0.000	0.006±0.000	0.145±0.223	0.005±0.001	<b>0.005±0.000</b>
CoverType	0.610±0.051	0.396±0.006	0.372±0.007	<b>0.291±0.004</b>	0.610±0.051	0.351±0.003	<b>0.290±0.002</b>

sampling algorithm with BNN having two hidden layers. We used 20 ensembles for approximating the posterior distribution. The results of 10 repetitions are shown in Table 2. Our approach outperforms other methods, which means our proposed method showed better prediction and uncertainty control over existing methods.

## 6 Conclusion

In this work, we theoretically and numerically analyzed the epistemic uncertainty of probabilistic inference. Our theorem clarified the novel relation between excess risk, epistemic uncertainty, and generalization ability. We then show the convergence rate of the widely used uncertainty measures for the first time. Motivated by the theoretical analysis, we proposed the novel epistemic uncertainty regularization algorithm and applied it to the particle variational inference. In future work, it would be interesting to explore the lower bound of the excess risk and its relation to the evidential learning framework [2].

## References

- [1] Pierre Alquier. User-friendly introduction to pac-bayes bounds. *arXiv preprint arXiv:2110.11216*, 2021.
- [2] Alexander Amini, Wilko Schwarting, Ava Soleimany, and Daniela Rus. Deep evidential regression. *Advances in Neural Information Processing Systems*, 33:14927–14937, 2020.
- [3] Yu Bai, Song Mei, Huan Wang, and Caiming Xiong. Don’t just blame over-parametrization for over-confidence: Theoretical analysis of calibration in binary classification. In *International Conference on Machine Learning*, pages 566–576. PMLR, 2021.
- [4] Umang Bhatt, Javier Antorán, Yunfeng Zhang, Q Vera Liao, Prasanna Sattigeri, Riccardo Fogliato, Gabrielle Melançon, Ranganath Krishnan, Jason Stanley, Omesh Tickoo, et al. Uncertainty as a form of transparency: Measuring, communicating, and using uncertainty. In *Proceedings of the 2021 AAAI/ACM Conference on AI, Ethics, and Society*, pages 401–413, 2021.

- [5] Stéphane Boucheron, Gábor Lugosi, and Pascal Massart. *Concentration inequalities: A nonasymptotic theory of independence*. Oxford university press, 2013.
- [6] B.S. Clarke and A.R. Barron. Information-theoretic asymptotics of bayes methods. *IEEE Transactions on Information Theory*, 36(3):453–471, 1990.
- [7] Stefan Depeweg, Jose-Miguel Hernandez-Lobato, Finale Doshi-Velez, and Steffen Udluft. Decomposition of uncertainty in bayesian deep learning for efficient and risk-sensitive learning. In *International Conference on Machine Learning*, pages 1184–1193. PMLR, 2018.
- [8] Dua Dheeru and Efi Karra Taniskidou. UCI machine learning repository, 2017.
- [9] Christian Fiedler, Carsten W Scherer, and Sebastian Trimpe. Practical and rigorous uncertainty bounds for gaussian process regression. In *Proceedings of the AAAI Conference on Artificial Intelligence*, volume 35, pages 7439–7447, 2021.
- [10] Adam Foster, Martin Jankowiak, Elias Bingham, Paul Horsfall, Yee Whye Teh, Thomas Rainforth, and Noah Goodman. Variational bayesian optimal experimental design. *Advances in Neural Information Processing Systems*, 32, 2019.
- [11] Futoshi Futami, Tomoharu Iwata, Issei Sato, Masashi Sugiyama, et al. Loss function based second-order jensen inequality and its application to particle variational inference. *Advances in Neural Information Processing Systems*, 34, 2021.
- [12] Jakob Gawlikowski, Cedrique Rovile Njietcheu Tassi, Mohsin Ali, Jongseok Lee, Matthias Humt, Jianxiang Feng, Anna Kruspe, Rudolph Triebel, Peter Jung, Ribana Roscher, Muhammad Shahzad, Wen Yang, Richard Bamler, and Xiao Xiang Zhu. A survey of uncertainty in deep neural networks, 2022.
- [13] Pascal Germain, Francis Bach, Alexandre Lacoste, and Simon Lacoste-Julien. Pac-bayesian theory meets bayesian inference. In *Proceedings of the 30th International Conference on Neural Information Processing Systems*, pages 1884–1892, 2016.
- [14] Chuan Guo, Geoff Pleiss, Yu Sun, and Kilian Q Weinberger. On calibration of modern neural networks. In *International Conference on Machine Learning*, pages 1321–1330. PMLR, 2017.
- [15] Hassan Hafez-Kolahi, Behrad Moniri, Shohreh Kasaei, and Mahdiah Soleymani Baghshah. Rate-distortion analysis of minimum excess risk in bayesian learning. In *International Conference on Machine Learning*, pages 3998–4007. PMLR, 2021.
- [16] David Haussler and Manfred Opper. Mutual information, metric entropy and cumulative relative entropy risk. *The Annals of Statistics*, 25(6):2451–2492, 1997.

- [17] José Miguel Hernández-Lobato and Ryan Adams. Probabilistic backpropagation for scalable learning of bayesian neural networks. In *International conference on machine learning*, pages 1861–1869. PMLR, 2015.
- [18] José Miguel Hernández-Lobato, Matthew W Hoffman, and Zoubin Ghahramani. Predictive entropy search for efficient global optimization of black-box functions. *Advances in neural information processing systems*, 27, 2014.
- [19] Neil Houlsby, Ferenc Huszár, Zoubin Ghahramani, and Máté Lengyel. Bayesian active learning for classification and preference learning. *arXiv preprint arXiv:1112.5745*, 2011.
- [20] Eyke Hüllermeier and Willem Waegeman. Aleatoric and epistemic uncertainty in machine learning: An introduction to concepts and methods. *Machine Learning*, 110(3):457–506, 2021.
- [21] Moksh Jain, Salem Lahlou, Hadi Nekoei, Victor Butoi, Paul Bertin, Jarrid Rector-Brooks, Maksym Korablyov, and Yoshua Bengio. Deup: Direct epistemic uncertainty prediction. *arXiv preprint arXiv:2102.08501*, 2021.
- [22] David Janz, Jiri Hron, Przemysław Mazur, Katja Hofmann, José Miguel Hernández-Lobato, and Sebastian Tschiatschek. Successor uncertainties: exploration and uncertainty in temporal difference learning. *Advances in Neural Information Processing Systems*, 32, 2019.
- [23] Sharu Theresa Jose, Sangwoo Park, and Osvaldo Simeone. Information-theoretic analysis of epistemic uncertainty in bayesian meta-learning. *arXiv preprint arXiv:2106.00252*, 2021.
- [24] Alex Kendall and Yarin Gal. What uncertainties do we need in bayesian deep learning for computer vision? *Advances in neural information processing systems*, 30, 2017.
- [25] Balaji Lakshminarayanan, Alexander Pritzel, and Charles Blundell. Simple and scalable predictive uncertainty estimation using deep ensembles. *Advances in neural information processing systems*, 30, 2017.
- [26] Armin Lederer, Jonas Umlauft, and Sandra Hirche. Posterior variance analysis of gaussian processes with application to average learning curves, 2019.
- [27] Yingzhen Li and Yarin Gal. Dropout inference in bayesian neural networks with alpha-divergences. In *International conference on machine learning*, pages 2052–2061. PMLR, 2017.
- [28] Jeremiah Liu, Zi Lin, Shreyas Padhy, Dustin Tran, Tania Bedrax Weiss, and Balaji Lakshminarayanan. Simple and principled uncertainty estimation with deterministic deep learning via distance awareness. *Advances in Neural Information Processing Systems*, 33:7498–7512, 2020.
- [29] Qiang Liu and Dilin Wang. Stein variational gradient descent: A general purpose bayesian inference algorithm. In *Advances In Neural Information Processing Systems*, pages 2378–2386, 2016.

- [30] Andres Masegosa. Learning under model misspecification: Applications to variational and ensemble methods. In H. Larochelle, M. Ranzato, R. Hadsell, M. F. Balcan, and H. Lin, editors, *Advances in Neural Information Processing Systems*, volume 33, pages 5479–5491. Curran Associates, Inc., 2020.
- [31] Mehryar Mohri, Afshin Rostamizadeh, and Ameet Talwalkar. *Foundations of Machine Learning*. The MIT Press, 2012.
- [32] Mahdi Pakdaman Naeini, Gregory Cooper, and Milos Hauskrecht. Obtaining well calibrated probabilities using bayesian binning. In *Twenty-Ninth AAAI Conference on Artificial Intelligence*, 2015.
- [33] Geir K Nilsen, Antonella Z Munthe-Kaas, Hans J Skaug, and Morten Brun. Epistemic uncertainty quantification in deep learning classification by the delta method. *Neural Networks*, 145:164–176, 2022.
- [34] Jeremy Nixon, Michael W Dusenberry, Linchuan Zhang, Ghassen Jerfel, and Dustin Tran. Measuring calibration in deep learning.
- [35] Yuki Ohnishi and Jean Honorio. Novel change of measure inequalities with applications to pac-bayesian bounds and monte carlo estimation. In *International Conference on Artificial Intelligence and Statistics*, pages 1711–1719. PMLR, 2021.
- [36] Yaniv Ovadia, Emily Fertig, Jie Ren, Zachary Nado, D. Sculley, Sebastian Nowozin, Joshua Dillon, Balaji Lakshminarayanan, and Jasper Snoek. Can you trust your model's uncertainty? evaluating predictive uncertainty under dataset shift. In H. Wallach, H. Larochelle, A. Beygelzimer, F. d'Alché-Buc, E. Fox, and R. Garnett, editors, *Advances in Neural Information Processing Systems*, volume 32. Curran Associates, Inc., 2019.
- [37] Ankit Pensia, Varun Jog, and Po-Ling Loh. Generalization error bounds for noisy, iterative algorithms. In *2018 IEEE International Symposium on Information Theory (ISIT)*, pages 546–550. IEEE, 2018.
- [38] Carlos Riquelme, George Tucker, and Jasper Snoek. Deep bayesian bandits showdown: An empirical comparison of bayesian deep networks for thompson sampling. In *International Conference on Learning Representations*, 2018.
- [39] Olaf Ronneberger, Philipp Fischer, and Thomas Brox. U-net: Convolutional networks for biomedical image segmentation. In *International Conference on Medical image computing and computer-assisted intervention*, pages 234–241. Springer, 2015.
- [40] Jonas Rothfuss, Vincent Fortuin, Martin Josifoski, and Andreas Krause. Pacoh: Bayes-optimal meta-learning with pac-guarantees. In Marina Meila and Tong Zhang, editors, *Proceedings of the 38th International Conference on Machine Learning*, volume 139 of *Proceedings of Machine Learning Research*, pages 9116–9126. PMLR, 18–24 Jul 2021.



- [41] Nathan Silberman, Derek Hoiem, Pushmeet Kohli, and Rob Fergus. Indoor segmentation and support inference from rgb-d images. In *European conference on computer vision*, pages 746–760. Springer, 2012.
- [42] Junjiao Tian, Dylan Yung, Yen-Chang Hsu, and Zolt Kira. A geometric perspective towards neural calibration via sensitivity decomposition. *Advances in Neural Information Processing Systems*, 34, 2021.
- [43] Ziyu Wang, Tongzheng Ren, Jun Zhu, and Bo Zhang. Function space particle optimization for bayesian neural networks. In *7th International Conference on Learning Representations, ICLR 2019, New Orleans, LA, USA, May 6-9, 2019*. OpenReview.net, 2019.
- [44] Aolin Xu. Continuity of generalized entropy and statistical learning. *arXiv preprint arXiv:2012.15829*, 2020.
- [45] Aolin Xu and Maxim Raginsky. Information-theoretic analysis of generalization capability of learning algorithms. *Advances in Neural Information Processing Systems*, 30, 2017.
- [46] Aolin Xu and Maxim Raginsky. Minimum excess risk in bayesian learning. *arXiv preprint arXiv:2012.14868*, 2020.
- [47] Nanyang Ye and Zhanxing Zhu. Bayesian adversarial learning. In S. Bengio, H. Wallach, H. Larochelle, K. Grauman, N. Cesa-Bianchi, and R. Garnett, editors, *Advances in Neural Information Processing Systems*, volume 31. Curran Associates, Inc., 2018.

## A Further preliminaries

### A.1 Comparison of Bayesian and frequentist settings

Here we emphasize the difference and connection between Bayesian and frequentist Bayesian settings. As seen in Sec.2.1, although the goal of learning is to get the decision rule that minimizes a given loss function, there is a fundamental difference between Bayesian and frequentist settings, especially in the assumption about the data generating mechanism.

The difference in the data generating mechanism is that in Bayesian learning, the data are conditionally independent while they are unconditionally independent in frequentist learning. Note that Eq.(1) can be expressed as  $P(\theta, Z^N, Z) = P(Z^{N+1})P(\theta|Z^{N+1})$ , which means that the  $N + 1$  data points are not independent.

The next lemma clarifies how the Bayesian and frequentist setting is different from the viewpoint of the generalization ability.

**Lemma 2.**  $I(\theta; Y|X, Z^N) \leq \frac{1}{N}I(\theta; Z^N)$  is equivalent to the following relation;

$$\begin{aligned} R_l(Y|X, Z^N) &= E_{P(Z^N)P(\theta|Z^N)P(Z|\theta)} [-\ln \mathbb{E}_{P(\theta|Z^N)} P(Y|X, \theta)] \\ &\leq -\mathbb{E}_{P(Z^N)} \ln P(Z^N) \\ &\leq -\mathbb{E}_{P(Z^N)} \left[ \mathbb{E}_{P(\theta|Z^N)} \frac{1}{N} \sum_{n=1}^N \ln P(Y_n|X_n, \theta) + \frac{1}{N} \text{KL}(P(\theta|Z^N)|P(\theta)) \right]. \end{aligned} \quad (28)$$

The proof is shown in Appendix A.3. This relation is similar to the frequentist generalization error as pointed out in [46]. The difference is that in Eq.(28), all the data, including the test data, are generated conditionally i.i.d. This is different from the frequentist setting, in which we assume that all the data is generated unconditionally i.i.d.

### A.2 Additional facts about Bayesian learning

Here we introduce the preliminary results in [46] about the MER in a Bayesian setting. Besides the log loss, we can upper bound MER by conditional mutual information. First, we can upper bound MER by the plug-in decision rule. Consider an optimal decision rule  $\Psi^* : \mathcal{Z} \times \Theta \rightarrow \mathcal{A}$  and this satisfies  $R_l(Y|X, \theta) = \mathbb{E}l(Y, \Psi^*(X, \theta))$ . Then we express  $\theta'$  is drawn from a posterior distribution  $P(\theta|Z^N)$ . Then we have

$$MER_l(Y|X, Z^N) \leq \mathbb{E}l(Y, \Psi^*(X, \theta')) - l(Y, \Psi^*(X, \theta)), \quad (29)$$

where  $\Psi^*(X, \theta')$  is a plug-in decision rule, first we draw  $\theta'$  from posterior distribution and substitute it to  $\Psi^*$ . Then if the moment generating function of  $l(Y, \Psi^*(X, \theta'))$  under  $P(Y, \theta'|X, Z^N)$  satisfies regularity conditions, we can upper bound MER. For example, a loss function satisfies  $\sigma^2$ -subGaussian conditioned on  $(X, Z^N) = (x, z^N)$  for all  $(x, z^N)$ , then

$$MER_l(Y|X, Z^N) = \sqrt{2\sigma^2 I(\theta; Y|X, Z^N)}. \quad (30)$$

Thus, we can treat zero-one loss and some squared loss.

Thus, CMI plays a central role in the Bayesian excess risk analysis. Then existing work [46] shows that

$$I(\theta; Y|X, Z^N) \leq \frac{1}{N}I(\theta; Z^N). \quad (31)$$

Since, for many practical settings, mutual information is upper-bounded by  $\mathcal{O}(\ln N)$ . Thus, the excess risk converges to 0 as  $N \rightarrow \infty$ .

### A.3 Proof of Lemma 2

Then conditional mutual information is

$$\begin{aligned} I(\theta; Y|X, Z^N) &= E_{P(\theta, Z^N, Z)} [-\ln \mathbb{E}_{P(\theta|Z^N)} P(Y|X, \theta) + \ln P(Y|X, \theta)] \\ &= E_{P(Z^N)P(\theta|Z^N)P(Z|\theta)} [-\ln \mathbb{E}_{P(\theta|Z^N)} P(Y|X, \theta)] - H, \end{aligned} \quad (32)$$

where

$$H := \mathbb{E}_{P(\theta)} H(P(Z|\theta)), \quad (33)$$

is the expected conditional entropy of the likelihood. Then the mutual information is

$$\begin{aligned} I(\theta; Z^N) &= \mathbb{E}_{P(Z^N|\theta)P(\theta)} [-\ln P(Z^N) + \ln P(Z^N|\theta)] \\ &= -\mathbb{E}_{P(Z^N)} \ln P(Z^N) - NH \\ &= -\mathbb{E}_{P(Z^N)} \mathbb{E}_{P(\theta|Z^N)} \ln p(Z^N|\theta) + \mathbb{E}_{P(Z^N)} \text{KL}(P(\theta|Z^N)|P(\theta)) - NH, \end{aligned} \quad (34)$$

where we used  $\mathbb{E}_{P(\theta)P(Z^N|\theta)} \ln P(Z^N|\theta) = -NH$  since all the data is conditionally i.i.d. We also use the following change of measure inequality.

**Lemma 3.** *For any  $\rho \ll \pi$  with  $\int h d\pi < \infty$  and a positive constant  $\lambda > 0$ , we have*

$$\text{KL}(\rho, \pi_h) - \lambda \int h d\rho = \text{KL}(\rho, \pi) + \ln \int e^{-\lambda h} d\pi. \quad (35)$$

where  $d\pi_h = \frac{e^{-\lambda h}}{\int e^{-\lambda h} d\rho} d\rho$ .

This result follows from a direct calculation. Here we set  $\rho = \pi_h = P(\theta|Z^N)$ ,  $\pi = P(\theta)$ , and  $-h = \ln P(Z^N|\theta)$ .

### A.4 Preliminaries of the PAC-Bayesian theory

Here we briefly introduce the PAC-Bayesian generalization error bound. Define the test loss  $R(\theta) = l(y, f_\theta(x))$  and the training error  $r(\theta) = \frac{1}{N} \sum_{n=1}^N l(y_n, f_\theta(x_n))$ . Then the typical PAC-Bayesian bound provides us the high-probability guarantee about the gap between  $R(\theta)$  and  $r(\theta)$ ;

**Theorem 4** (Germain [13]). *Given a data generating distribution  $\nu(y, x)$ , for any prior distribution  $P(\theta)$  over  $\Theta$  independent of  $Z^N$  and for any  $\xi \in (0, 1)$  and  $c > 0$ , with probability at least  $1 - \xi$  over the choice of training data  $\nu(y, x)^N$ , for all probability distributions  $Q(\theta|z^N)$  over  $\Theta$ , we have*

$$\mathbb{E}_Q R(\theta) \leq \mathbb{E}_Q r(\theta) + \frac{\text{KL}(Q, P) + \ln \xi^{-1} + \Omega_{P, \nu}(c, N)}{cN}, \quad (36)$$

where  $\Omega_{P, \nu}(c, N) := \ln \mathbb{E}_P \mathbb{E}_{\nu^N} \exp[cN(R(\theta) - r(\theta))]$ .

This constant  $\Psi_{P, \nu}$  depends on the property of the loss function and the data generating distribution and prior. For example, when  $l(y, f_\theta(x)) - \mathbb{E}_\nu l(y, f_\theta(x))$  satisfies the  $\sigma^2$  sub-Gaussian property, and by setting  $c = 1/\sqrt{N}$ , we have

$$\mathbb{E}_Q R(\theta) \leq \mathbb{E}_Q r(\theta) + \frac{\text{KL}(Q, P) + \ln \xi^{-1} + \sigma^2/2}{\sqrt{N}}. \quad (37)$$

On the other hand, we introduced the bound in expectation in the main paper [1]. For example, under the similar setting as Eq.(37), when we assume the  $\sigma^2$  sub-Gaussian property and  $c = \lambda$ , we have

$$\mathbb{E}_{\nu^N} \mathbb{E}_Q R(\theta) \leq \mathbb{E}_{\nu^N} \left[ \mathbb{E}_Q r(\theta) + \frac{\text{KL}(Q, P)}{\lambda} + \frac{\lambda \sigma^2}{2N} \right], \quad (38)$$

see [1] for the proof and other settings.

Next, we introduce the PAC-Bayesian bound Eq.(6). When  $r(\theta)$  satisfies the  $L$ -lipschitz property and setting the prior as  $N(\theta|0, \beta^2 I_d)$  and  $\lambda = 1/\sqrt{N}$ , we have

$$\mathbb{E}_{\nu^N} \mathbb{E}_Q R(\theta) - R(\theta^*) \leq L\beta \sqrt{\frac{d}{N}} + \frac{\sigma^2}{2\sqrt{N}} + \frac{\frac{\|\theta^*\|^2}{2\beta^2} + \frac{d}{2} \log N}{\sqrt{N}}. \quad (39)$$

See [1] for the proof and other settings.

## B An important lemma

Here, we introduce an important lemma used in the analysis.

**Lemma 4** (Lemma 1 in [16]). *Let  $P(w)$  be a measure on a set  $W$  and  $Q(v)$  be a measure on a set  $V$ . For any real-valued function  $u(w, v)$ , we have*

$$-\int_V dQ(v) \ln \int_W dP(w) e^{u(w, v)} \leq -\ln \int_W dP(w) e^{\int_V dQ(v) u(w, v)}. \quad (40)$$

For completeness, we show the proof.

*Proof.* For any real valued functions  $u_1$  and  $u_2$  and  $0 \leq \alpha \leq 1$ , we have

$$\begin{aligned} \int_W dP(w) e^{\alpha u_1(w) + (1-\alpha)u_2(w)} &= \int_W dP(w) \left( e^{u_1(w)} \right)^\alpha \left( e^{u_2(w)} \right)^{1-\alpha} \\ &\leq \left( \int_W dP(w) e^{u_1(w)} \right)^\alpha \left( \int_W dP(w) e^{u_2(w)} \right)^{1-\alpha}, \end{aligned} \quad (41)$$

where we used Hölder's inequality. Taking logarithmic function, this shows that  $\ln \int_W dP(w) e^{u(w, v)}$  is convex in  $u$ . Thus, the result follows by using the Jensen inequality.  $\square$

## C Proofs of theorems in Section 3

Here we present the proofs of Section 3.

### C.1 Proof of $\text{ER}_b^l(Y|X, Z^N) \geq 0$

Here we show that  $\text{ER}_b^l(Y|X, Z^N) \geq 0$  holds. This is the direct consequence of Lemma 1 [46]. From lemma 1 [46], the  $\text{TR}_b^l(Y|X, Z^N)$  satisfies the data processing inequality. Given a Markov chain, for example,  $(X, Z^N) - (X, Z^{N+1}) - Y$ , then we have  $\text{TR}_b^l(Y|X, Z^N) \geq \text{TR}_b^l(Y|X, Z^{N+1})$ . Consider a Markov chain  $(X, Z^N) - (X, \theta) - Y$ . Then by the data processing inequality, we have  $\text{TR}_b^l(Y|X, Z^N) \geq R_b^l(Y|X, \theta)$ . This concludes the proof.

### C.2 Proof of Theorem 1

We start from the log loss. Recall the definition,

$$\text{ER}_b^l(Y|X, Z^N) = \text{TR}_b^l(Y|X, Z^N) - R_b^l(Y|X, \theta), \quad (42)$$

$$\text{TR}_b^l(Y|X, Z^N) := \mathbb{E}_{P_f(\theta, Z^N, Z)} l(Y, \mathbb{E}_{Q(\theta|Z^N)} f_{\theta'}(X)), \quad (43)$$

$$R_b^l(Y|X, \theta) := \inf_{\phi: \Theta \times \mathcal{X} \rightarrow \mathcal{A}} \mathbb{E}_{P_f(\theta, Z^N, Z)} l(Y, \phi(\theta, X)). \quad (44)$$

For the log loss, we use the property of the entropy. Recall that the entropy satisfies  $H[P] = -\mathbb{E}_P \ln P = -\inf_Q \mathbb{E}_P \ln Q$  for any probability  $P$  and  $Q$ . Then, by definition, it is clear that

$$\text{TR}_b^{\text{log}}(Y|x, z^N) = -\mathbb{E}_{Q(\theta|z^N)} \mathbb{E}_{p(Y|x, \theta)} \ln \mathbb{E}_{Q(\theta|z^N)} p(Y|x, \theta) = H(p(Y|x, z^N)). \quad (45)$$

Also, by definition,

$$R_b^{\text{log}}(Y|X, \theta) = -\mathbb{E}_{Q(\theta|z^N)} \mathbb{E}_{p(Y|x, \theta)} [\ln p(Y|x, \theta)] = \mathbb{E}_{Q(\theta|z^N)} H(p(Y|x, \theta)), \quad (46)$$

Thus,

$$\text{ER}_b^{\text{log}}(Y|x, z^N) = I_\nu(\theta; Y|x, z^N), \quad (47)$$

holds.

Next, for the squared loss,

$$\begin{aligned} R_b^{(2)}(Y|X, \theta) - R_b^{(2)}(Y|X, \theta) &= \mathbb{E}_{Q(\theta|z^N)} \mathbb{E}_{p(Y|x, \theta)} \|Y - \mathbb{E}_{Q(\theta|z^N)} f_\theta(x)\|^2 - \mathbb{E}_{Q(\theta|z^N)} \mathbb{E}_{p(Y|x, \theta)} \|Y - f_\theta(x)\|^2 \\ &= \text{Var} f_\theta(x). \end{aligned} \quad (48)$$

This concludes the proof.

### C.3 Proof of Lemma 1

By definition,

$$\begin{aligned}
& \mathbb{E}_{Q(\theta|z^N)} \|y - f_\theta(x)\|^2 \\
&= y^2 - 2y\mathbb{E}_{Q(\theta|z^N)} f_\theta(x) + \mathbb{E}_{Q(\theta|z^N)} [f_\theta(x)^2] \\
&= (y - \mathbb{E}_{Q(\theta|z^N)} f_\theta(x))^2 + \mathbb{E}_{Q(\theta|z^N)} [f_\theta(x)^2] - [\mathbb{E}_{Q(\theta|z^N)} f_\theta(x)]^2 \\
&= (y - \mathbb{E}_{Q(\theta|z^N)} f_\theta(x))^2 + \mathbb{E}_{Q(\theta|z^N)} [f_\theta(x) - \mathbb{E}_{Q(\theta|z^N)} f_\theta(x)]^2 \\
&= (y - \mathbb{E}_{Q(\theta|z^N)} f_\theta(x))^2 + \text{Var} f_\theta(x).
\end{aligned} \tag{49}$$

This concludes the proof.

### C.4 Proof of Theorem 2

First, we prove Eq.(17). This is directly obtained by taking the expectation of  $\nu(Y|x)$  for Lemma 1. We can prove Eq.(17) by the direct calculation. By definition

$$\begin{aligned}
R^{(2)}(Y|x, z^N, \theta^*) &:= R^{(2)}(Y|x, z^N) - R^{(2)}(Y|x, \theta^*) \\
&= \mathbb{E}_{\nu(y|x)Q(\theta|z^N)} \|y - f_\theta(x)\|^2 - \mathbb{E}_{\nu(y|x)} \|y - \mathbb{E}_{\nu(Y|x)}[Y|x]\|^2 \\
&= -2f_{\theta^*}(x)\mathbb{E}_{Q(\theta|z^N)} f_\theta(x) + \mathbb{E}_{Q(\theta|z^N)} [f_\theta(x)^2] + f_{\theta^*}(x)^2 \\
&= \|f_{\theta^*}(x) - \mathbb{E}_{Q(\theta|z^N)} f_\theta(x)\|^2 + \text{Var} f_\theta(x) \\
&= \text{ER}_f^{(2)}(Y|x, z^N) + \text{ER}_b^{(2)}(Y|x, z^N).
\end{aligned} \tag{50}$$

Then note that

$$R^{(2)}(Y|x, z^N, \theta^*) = R^{(2)}(Y|x, z^N) - R^{(2)}(Y|x, \theta^*) \geq 0, \tag{51}$$

and we have

$$R^{(2)}(Y|x, z^N, \theta^*) \leq R^{(2)}(Y|x, z^N). \tag{52}$$

This concludes the proof of Eq.(17). Eq.(18) is obtained by taking the expectation about  $\nu(x)\nu(z)^N$  for Eq.(17).

Finally, Eq.(19) is satisfied by the assumption of the PAC-Bayesian bound Eq.(6).

### C.5 Discussion about $\mathcal{Y} = \mathbb{R}^d$

For  $\mathcal{Y} = \mathbb{R}^d$ , Lemma 1 and Theorem 1 hold since the proof is the same for  $\mathcal{Y} = \mathbb{R}$ . Thus, we can proceed the proof of Theorem 2 for  $\mathcal{Y} = \mathbb{R}^d$  in the same way as  $\mathcal{Y} = \mathbb{R}$ . Thus Theorem 2 holds in  $\mathcal{Y} = \mathbb{R}^d$ .

As for Theorem 3, we consider  $p(y|x, \theta) = N(y|f_\theta(x), \text{diag}(v^2))$ , where  $v^2 \in \mathbb{R}^d \text{diag}(v^2)$  is the diagonal with each entry is  $v_i^2$ . Then Theorem 3 still holds.

### C.6 Discussion about the upper-bounding the frequentist excess risk by Bayesian excess risk

We found that upper-bounding the frequentist excess risk by the Bayesian excess risk is challenging. Assuming that  $\nu(Y|x) = N(Y|f_{\theta^*}(x), v^2)$ , we can upper-bound the frequentist excess risk plus noise by the Bayesian excess risk plus noise.

To show that, we use the following change-of-measure inequality, which is also known as the transportation lemma [5, 46, 44].

**Lemma 5.** *Let  $W$  be a real-valued integrable random variable. Let  $h$  be a convex and continuously differentiable function on a interval  $(0, b]$  and assume  $h(0) = h'(0) = 0$ . Define for every  $x \geq 0$ ,  $h^*(x) = \sup_{0 \leq \lambda < b} \{\lambda x - h(\lambda)\}$  and let for every  $y \geq 0$ ,  $h^{*-1}(y) := \sup\{x \in \mathbb{R} : h^*(x) \leq y\}$ . Then if*

$$\ln \mathbb{E}_P e^{\lambda(W - \mathbb{E}W)} \leq h(\lambda), \quad (53)$$

is satisfied, for any probability distribution  $Q$ , which is absolutely continuous with respect to  $P$  such that  $\text{KL}(Q|P) \leq \infty$ , we have

$$\mathbb{E}_Q W - \mathbb{E}_P W \leq h^{*-1}(\text{KL}(Q|P)). \quad (54)$$

The proof of this lemma is shown in [46] as Theorem 4. Also, this lemma previously appeared in [5] as Lemma 4.14.

When  $h(\lambda) = \lambda^2 \sigma^2 / 2$  and  $b = \infty$ , this assumption is  $\sigma^2$  sub-Gaussian property and  $h^{*-1}(x) = \sqrt{2x}$ .

We consider a setting that  $W = (Y - f_\theta(x))^2$ ,  $Q = N(Y|f_{\theta^*}(x), v^2)$ , and  $P = N(Y|\mathbb{E}_{Q(\theta|z^N)} f_\theta(x), v^2)$  conditioned on  $(x, z^N, \theta)$ . First, we confirm the assumption of the cumulant function as

$$\ln \mathbb{E}_P e^{\lambda(W - \mathbb{E}W)} = \ln \frac{e^{-\lambda v^2 - \frac{\lambda^2 v^2 \|f_\theta(x) - \mathbb{E}_{Q(\theta|z^N)} f_\theta(x)\|^2}{1 - 2v^2 \lambda}}}{\sqrt{1 - 2v^2 \lambda}}, \quad (55)$$

holds for  $-\infty < \lambda < 1/(2v^2)$ . Then by applying Lemma 5, we have

$$\begin{aligned} & \mathbb{E}_{\nu(Y|x)}(Y - f_\theta(x))^2 - \mathbb{E}_P(Y - f_\theta(x))^2 \\ & \leq (v^2 + \|f_\theta(x) - \mathbb{E}_{Q(\theta|z^N)} f_\theta(x)\|^2)(\sqrt{\text{KL}(\nu(Y|x)|P)} + \text{KL}(\nu(Y|x)|P)). \end{aligned} \quad (56)$$

Here we used the Corollary 4 in [44] to calculate  $h^{*-1}(y)$  in the lemma.

We then calculate each terms in the lemma. By definition  $p(y|x, \theta) = N(y|f_\theta(x), v^2)$ , thus we have

$$\text{KL}(\nu(Y|x)|P) = \frac{\|f_{\theta^*}(x) - f_\theta(x)\|^2}{2v^2} = \frac{\text{ER}_f^{(2)}(Y|x, z^N)}{2v^2}. \quad (57)$$

By definition, we have

$$\mathbb{E}_{Q(\theta|z^N)} \mathbb{E}_{\nu(Y|x)}(Y - \mathbb{E}_{Q(\theta|z^N)} f_\theta(x))^2 \leq v^2 + \text{ER}_f^{(2)}(Y|x, z^N), \quad (58)$$

and

$$\mathbb{E}_{Q(\theta|z^N)} \mathbb{E}_P(Y - f_\theta(x))^2 = v^2 + \text{Var} f_\theta(x). \quad (59)$$

Then, we have

$$\begin{aligned} & v^2 + \text{ER}_f^{(2)}(Y|x, z^N) \\ & \leq (v^2 + \text{ER}_b^{(2)}(Y|x, z^N)) \left( 1 + \left( \sqrt{\frac{\text{ER}_f^{(2)}(Y|x, z^N)}{2v^2} + \frac{\text{ER}_f^{(2)}(Y|x, z^N)}{2v^2}} \right) \right). \end{aligned} \quad (60)$$

In Eq.(60),  $v^2$  is the noise in data and  $\text{ER}_f^{(2)}(Y|x, z^N)$  is the excess risk. Thus the sum is the total uncertainty captured by the model. This is used in dropout MC and ensemble methods [24].

### C.7 Proof of Theorem 3

First, we show Eq.(22). Recall the definition  $L(y, x, \theta, \theta^*) = \ln p(y|x, \theta^*) - \ln p(y|x, \theta)$ . We express this  $L(y, x, \theta) = L(y, x, \theta, \theta^*)$  for simplicity.

We use the change-of-measure inequality shown in Lemma 5. Then under the assumption, from the Lemma 5, given  $\theta$  and  $x$  and  $z^N$ , we have

$$\mathbb{E}_{p(y|x, \theta^*)} L(y, x, \theta) - \mathbb{E}_{p(y|x, \theta)} L(y, x, \theta) \leq h^{*-1}(\text{KL}(p(y|x, \theta^*)|p(y|x, \theta))). \quad (61)$$

When we focus on a sub-Gaussian property, we have,

$$\mathbb{E}_{p(y|x, \theta^*)} L(y, x, \theta) - \mathbb{E}_{p(y|x, \theta)} L(y, x, \theta) \leq \sqrt{2\sigma^2 \text{KL}(p(y|x, \theta^*)|p(y|x, \theta))}. \quad (62)$$

By taking the expectation  $\mathbb{E}_{\nu(x)Q(\theta|z^N)\nu(Z)^N}$ , we have

$$\begin{aligned} & - \mathbb{E}_{\nu(x)Q(\theta|z^N)\nu(Z)^N} \mathbb{E}_{p(y|x, \theta)} L(y, x, \theta) \\ & \leq \mathbb{E}_{\nu(x)Q(\theta|z^N)\nu(Z)^N} \mathbb{E}_{p(y|x, \theta^*)} L(y, x, \theta) + \\ & \quad \mathbb{E}_{\nu(x)Q(\theta|z^N)\nu(Z)^N} \sqrt{2\sigma^2 \text{KL}(p(y|x, \theta^*)|p(y|x, \theta))} \\ & \leq \mathbb{E}_{\nu(x)Q(\theta|z^N)\nu(Z)^N} \mathbb{E}_{p(y|x, \theta^*)} L(y, x, \theta) + \\ & \quad \sqrt{\mathbb{E}_{\nu(x)Q(\theta|z^N)\nu(Z)^N} 2\sigma^2} \sqrt{\mathbb{E}_{\nu(x)Q(\theta|z^N)\nu(Z)^N} \text{KL}(p(y|x, \theta^*)|p(y|x, \theta))}. \end{aligned} \quad (63)$$

where we used the Holder inequality in the last line. From the definition of  $L$ ,

$$\begin{aligned} & \mathbb{E}_{\nu(x)Q(\theta|z^N)\nu(Z)^N} \mathbb{E}_{p(y|x, \theta^*)} L(y, x, \theta) \\ & = \mathbb{E}_{\nu(x)Q(\theta|z^N)\nu(Z)^N} \mathbb{E}_{p(y|x, \theta^*)} [-\ln p(y|x, \theta) + \ln p(y|x, \theta^*)] \\ & = \mathbb{E}_{\nu(x)\nu(Z)^N} \mathbb{E}_{p(y|x, \theta^*)} [-\ln \mathbb{E}_{Q(\theta|z^N)} p(y|x, \theta) + \ln p(y|x, \theta^*)] \\ & \geq \text{ER}_f^{\text{log}}(Y|X, Z^N), \end{aligned} \quad (64)$$

where we used the assumption that  $p(y|x, \theta^*)dy = \nu(dy|x)$  and used the Jensen inequality for the logarithmic function.

By definition, we have

$$\mathbb{E}_{\nu(x)Q(\theta|z^N)\nu(Z)^N} \text{KL}(p(y|x, \theta^*)|p(y|x, \theta)) = R^{\text{log}}(Y|X, Z^N, \theta^*) \quad (65)$$

From the definition of  $L$ , and since we are considering log loss, we have

$$\begin{aligned} & - \mathbb{E}_{\nu(x)Q(\theta|z^N)\nu(Z)^N} \mathbb{E}_{p(y|x, \theta)} L(y, x, \theta) \\ & = \mathbb{E}_{\nu(x)Q(\theta|z^N)\nu(Z)^N} \mathbb{E}_{p(y|x, \theta)} [-\ln p(y|x, \theta^*) + \ln p(y|x, \theta)] \\ & \geq \mathbb{E}_{\nu(x)Q(\theta|z^N)\nu(Z)^N} \mathbb{E}_{p(y|x, \theta)} [-\ln \mathbb{E}_{Q(\theta|z^N)} p(y|x, \theta) + \ln p(y|x, \theta)] \\ & = \text{ER}_b^{\text{log}}(Y|X, Z^N). \end{aligned} \quad (66)$$

Combined these, we have

$$\text{ER}_f^{\text{log}}(Y|X, Z^N) + \text{ER}_b^{\text{log}}(Y|X, Z^N) \leq \sqrt{\mathbb{E}_{\nu(x)Q(\theta|z^N)\nu(Z)^N} 2\sigma^2} \sqrt{R^{\text{log}}(Y|X, Z^N, \theta^*)}. \quad (67)$$

Then by applying the assumption of the PAC-Bayesian bound, we can obtain Eq.(22)

As for Eq.(23), we do not take the expectation with respect to  $\nu(x)$ , and  $\nu(Z)^N$  when deriving Eq.(63), (65), (66). Then we get the result of Eq.(23).



### The case of Gaussian likelihood

Here we show that we can apply the theorem to the Gaussian likelihood. We define  $p(y|x, \theta) = N(y|f_\theta(x), v^2)$ . From the definition, we have

$$\mathbb{E}_{\nu(x)Q(\theta|Z^N)\nu(Z)^N} \mathbb{E}_{p(y|x, \theta^*)} L(y, x, \theta) = \text{ER}_f^{\log}(Y|X, Z^N). \quad (68)$$

We also have

$$\mathbb{E}_{\nu(x)Q(\theta|z^N)\nu(Z)^N} \text{KL}(p(y|x, \theta^*)|p(y|x, \theta)) = \frac{1}{2v^2} \mathbb{E}_{\nu(x)Q(\theta|z^N)\nu(Z)^N} \|f_\theta(x) - f_{\theta^*}(x)\|^2. \quad (69)$$

Moreover, by directly calculating the definition of the exponential moment, we have

$$\ln \mathbb{E}_{p(y|x, \theta)} e^{\lambda(L(y, x, \theta) - \mathbb{E}_{p(y|x, \theta)} L(y, x, \theta))} = \frac{\lambda^2}{2v^2} \|f_\theta(x) - f_{\theta^*}(x)\|^2. \quad (70)$$

Then by applying the Lemma 5, we have

$$\mathbb{E}_{p(y|x, \theta^*)} L(y, x, \theta) - \mathbb{E}_{p(y|x, \theta)} L(y, x, \theta) \leq \frac{1}{v^2} \|f_\theta(x) - f_{\theta^*}(x)\|^2. \quad (71)$$

Thus, for the Gaussian likelihood, since we assumed the model is well-specified, we have

$$\text{ER}_f^{\log}(Y|X, Z^N) + \text{ER}_b^{\log}(Y|X, Z^N) \leq 2R^{\log}(Y|X, Z^N, \theta^*). \quad (72)$$

### C.8 Discussion about the logistic regression

Here we discuss the relation among Bayesian excess risk, frequentist excess risk, and the generalization ability for the logistic regression. For logistic regression, we define the model as  $P(Y = 1|x, \theta) = \text{sig}(\theta^\top \phi(x))$  where  $\text{sig} = 1/(1 + e^{-x})$  is the sigmoid function and  $\phi(x)$  is the feature vector.

We consider applying the following change-of-measure inequality[35]; let  $W$  be a real-valued integrable random variable. If

$$\ln \mathbb{E}_P e^{(W - \mathbb{E}W)} < \infty, \quad (73)$$

is satisfied, then, for any probability distribution  $Q$ , which is absolutely continuous with respect to  $P$  such that  $\text{KL}(Q|P) \leq \infty$ , we have

$$\mathbb{E}_Q W - \mathbb{E}_P W \leq \ln \frac{\mathbb{E}_P e^{\lambda(W - \mathbb{E}W)} + \text{KL}(Q|P)}{\lambda}. \quad (74)$$

Here we assume that  $Q = p(y|x, \theta^*)dy$ ,  $P = p(y|x, \theta)dy$ , and  $W = L(y, x, \theta, \theta^*)$  conditioned on  $(x, \theta, z^N)$ . Here  $L(y, x, \theta, \theta^*) = -\ln p(y|x, \theta) + \ln p(y|x, \theta^*)$ .

Conditioned on  $(x, \theta, z^N)$ , for  $\lambda \leq 1$ , we have

$$\begin{aligned} & \ln \mathbb{E}_{p(Y|x, \theta)} e^{\lambda(L(Y, x, \theta, \theta^*) - \mathbb{E}_{p(Y|x, \theta)} L(Y, x, \theta, \theta^*))} \\ &= \ln \mathbb{E}_{p(Y|x, \theta)} e^{\lambda(-\ln p(y|x, \theta) + \ln p(y|x, \theta^*))} + \mathbb{E}_{p(Y|x, \theta)} (\ln p(y|x, \theta) - \ln p(y|x, \theta^*)) \\ &= \ln \int p(Y|x, \theta)^{1-\lambda} p(y|x, \theta^*)^\lambda dy + \lambda \text{KL}(p(y|x, \theta)|p(y|x, \theta^*)) \\ &= (\lambda - 1) D_\lambda(p(y|x, \theta^*)|p(y|x, \theta)) + \lambda \text{KL}(p(y|x, \theta)|p(y|x, \theta^*)) \\ &\leq \lambda \text{KL}(p(y|x, \theta)|p(y|x, \theta^*)), \end{aligned} \quad (75)$$

where we used the definition

$$D_\alpha(P|Q) := \frac{1}{\alpha-1} \ln \int \left( \frac{dP}{dQ} \right)^{\alpha-1} dP \geq 0. \quad (76)$$

Under this definition, we have

$$\begin{aligned} & \text{KL}(p(y|x, \theta)|p(y|x, \theta^*)) \\ & \leq \sup_{x \in \mathcal{X}, \theta \in \Theta} (-\ln \min\{\text{sig}(\theta^\top \phi(x)), 1 - \text{sig}(\theta^\top \phi(x))\}) \text{TV}(p(y|x, \theta)|p(y|x, \theta^*)) \\ & \leq \sup_{x \in \mathcal{X}, \theta \in \Theta} (-\ln \min\{\text{sig}(\theta^\top \phi(x)), 1 - \text{sig}(\theta^\top \phi(x))\}) \sqrt{\frac{1}{2} \text{KL}(p(y|x, \theta^*)|p(y|x, \theta))} \\ & \leq \sup_{x \in \mathcal{X}, \theta \in \Theta} (-\ln \min\{\text{sig}(\theta^\top \phi(x)), 1 - \text{sig}(\theta^\top \phi(x))\}) \sqrt{R^{\log}(Y|x, z^N, \theta^*)}, \end{aligned} \quad (77)$$

where we used the Pinsker inequality and used the assumption that the model is well-specified. For simplicity, we express the coefficient as

$$\Lambda := \sup_{x \in \mathcal{X}, \theta \in \Theta} (-\ln \min\{\text{sig}(\theta^\top \phi(x)), 1 - \text{sig}(\theta^\top \phi(x))\}) \quad (78)$$

Then, by the transportation lemma using  $\lambda = 1$ , we have

$$\text{ER}_f^{\log}(Y|x, z^N) + \text{ER}_b^{\log}(Y|x, z^N) \leq \Lambda \sqrt{R^{\log}(Y|x, z^N, \theta^*)} + R^{\log}(Y|x, z^N, \theta^*), \quad (79)$$

Then by taking the expectation with respect to  $\nu(z)^N \nu(x)$ , we have

$$\text{ER}_f^{\log}(Y|X, Z^N) + \text{ER}_b^{\log}(Y|X, Z^N) \leq \Lambda \sqrt{R^{\log}(Y|X, Z^N, \theta^*)} + R^{\log}(Y|X, Z^N, \theta^*), \quad (80)$$

where we used the Jensen inequality. For the logistic model, the PAC-Bayesian bound Eq.(6) holds [1], we have

$$\text{ER}_f^{\log}(Y|X, Z^N) + \text{ER}_b^{\log}(Y|X, Z^N) \leq \Lambda \sqrt{C_1 \left( \frac{\ln N}{N^\alpha} \right)} + C_1 \left( \frac{\ln N}{N^\alpha} \right). \quad (81)$$

Since  $\text{ER}_b^{\log}(Y|X, Z^N) = I_\nu(\theta; Y|X, Z^N)$ , thus the mutual information converges  $\mathcal{O}\left(\sqrt{\frac{\ln N}{N^\alpha}}\right)$ . Moreover using Collorary 1, we can derive the convergence of the entropy. Considering the same calculation in the proof of Collorary 1, we have

$$\mathbb{E}_{Q(\theta|z^N)} H[p(Y|x, \theta)] \leq R^{\log}(Y|x, z^N) + \Lambda \sqrt{R^{\log}(Y|x, z^N, \theta^*)} + R^{\log}(Y|x, z^N, \theta^*). \quad (82)$$

Note that  $\text{ER}_f^{\log}(Y|x, z^N) \geq 0$  and  $\text{ER}_b^{\log}(Y|x, z^N) = H(p(Y|x, z^N)) - \mathbb{E}_{Q(\theta|z^N)} H[p(y|x, \theta)]$ , we have

$$H[p(Y|x, z^N)] \leq R^{\log}(Y|x, z^N) + 2\Lambda \sqrt{R^{\log}(Y|X, Z^N, \theta^*)} + 2R^{\log}(Y|X, Z^N, \theta^*). \quad (83)$$

Thus, the entropy is bounded by the test loss. Then by taking the expectation with respect to  $\nu(z)^N \nu(x)$ , and using the PAC-Bayesian bound Eq.(6). For the logistic regression, when the PAC-Bayesian bound Eq.(6) holds, the generalization error is also bounded as the same order as Eq.(6). Thus, we express it as  $R^{\log}(Y|X, Z^N) \leq C_2 \left(\frac{\ln N}{N^\alpha}\right)$ . Then we have

$$H[p(Y|X, Z^N)] \leq C_2 \left(\frac{\ln N}{N^\alpha}\right) + 2\Lambda \sqrt{C_1 \left(\frac{\ln N}{N^\alpha}\right)} + 2C_1 \left(\frac{\ln N}{N^\alpha}\right). \quad (84)$$

Thus, the entropy in the prediction converges  $\mathcal{O}\left(\sqrt{\frac{\ln N}{N^\alpha}}\right)$ .

### C.9 Proof of Collorary 1

If the log loss  $-\ln p(y|x, \theta)$  satisfies the  $\sigma^2$  sub-Gaussian property similarly to Assumption 1, conditioned on  $(x, \theta, z^N)$ , we have

$$\mathbb{E}_{p(y|x, \theta^*)} \ln p(y|x, \theta) - \mathbb{E}_{p(y|x, \theta)} \ln p(y|x, \theta) \leq \sqrt{2\sigma^2 \text{KL}(p(y|x, \theta^*)|p(y|x, \theta))}. \quad (85)$$

thus, by taking the expectation about  $Q(\theta|z^N)$ , we have

$$\mathbb{E}_{Q(\theta|z^N)} H[p(Y|x, \theta)] \leq R^{\log}(Y|x, z^N) + \sqrt{\mathbb{E}_{Q(\theta|z^N)} 2\sigma^2} \sqrt{R^{\log}(Y|x, z^N, \theta^*)}. \quad (86)$$

From Eq.(22)

$$\text{ER}_f^{\log}(Y|x, z^N) + \text{ER}_b^{\log}(Y|x, z^N) \leq \sqrt{2\sigma_p^2 R^{\log}(Y|x, z^N, \theta^*)}, \quad (87)$$

and note that  $\text{ER}_f^{\log}(Y|x, z^N) \geq 0$  and  $\text{ER}_b^{\log}(Y|x, z^N) = H(p(Y|x, z^N)) - \mathbb{E}_{Q(\theta|z^N)} H[p(y|x, \theta)]$ . Combined these inequalities, we have

$$H(p(Y|x, z^N)) \leq R^{\log}(Y|x, z^N) + 2\sqrt{2\mathbb{E}_{Q(\theta|z^N)} \sigma^2} \sqrt{R^{\log}(Y|x, z^N, \theta^*)}. \quad (88)$$

### C.10 Discussion of entropic risk

We first show the relation between posterior variance and the mutual information ( $\text{ER}_b^{\log}(Y|x, z^N)$ ).

**Lemma 6.** *For the Gaussian likelihood  $p(y|x, \theta) = N(y|f_\theta(x), v^2)$ , when  $\text{Var} f_\theta(x) \leq v^2$ , we have*

$$\text{ER}_b^{\log}(Y|x, z^N) \leq \frac{\text{Var} f_\theta(x)}{v^2}. \quad (89)$$

*Proof.*

$$\begin{aligned} \text{ER}_b^{\log}(Y|x, z^N) &= I_\nu(\theta; Y|x, z^N) \\ &= \mathbb{E}_{Q(\theta|z^N)} \mathbb{E}_{p(Y|x, \theta)} [-\ln \mathbb{E}_{Q(\theta|z^N)} p(Y|x, \theta) + \ln p(Y|x, \theta)] \\ &= -\mathbb{E}_{Q(\theta|z^N)} \mathbb{E}_{p(Y|x, \theta)} \ln \mathbb{E}_{Q(\theta'|z^N)} e^{\ln p(Y|x, \theta') - \ln p(Y|x, \theta)}. \end{aligned} \quad (90)$$

Then, applying Lemma 4, we have

$$\begin{aligned}
\mathrm{ER}_b^{\log}(Y|x, z^N) &= -\ln \mathbb{E}_{Q(\theta'|z^N)} e^{\mathbb{E}_{Q(\theta|z^N)} \mathbb{E}_{p(Y|x, \theta)} \ln p(Y|x, \theta') - \ln p(Y|x, \theta)} \\
&= -\ln \mathbb{E}_{Q(\theta'|z^N)} e^{\frac{1}{2v^2} (-\mathbb{E}_{Q(\theta|z^N)} f_\theta^2(x) + \mathbb{E}_{Q(\theta|z^N)} f_\theta(x) f'_\theta(x) + f_\theta'^2(x))} \\
&\leq -\ln \left( 1 - \frac{\mathrm{Var} f_\theta(x)}{2v^2} \right) \\
&\leq \ln \left( 1 + \frac{\mathrm{Var} f_\theta(x)}{v^2} \right) \\
&\leq \frac{\mathrm{Var} f_\theta(x)}{v^2}, \tag{91}
\end{aligned}$$

where we used the relation  $e^x \geq 1 + x$  and  $\ln(1 + x) \leq x$  and following lemma.

**Lemma 7.** *For any constant  $\alpha \in (0, 1]$ , we have*

$$-\ln(1 + \alpha) \leq \ln\left(1 - \frac{\alpha}{2}\right). \tag{92}$$

*Proof.* We set  $f(\alpha) := \ln(1 - \frac{\alpha}{2}) + \ln(1 + \alpha)$ . By definition, we have  $f'(\alpha) > 0$  for  $0 \leq \alpha < 1$ . This implies  $0 = f(0) \leq f(\alpha)$ .  $\square$

$\square$

Next we show Eq.(26).

$$\mathbb{E}_\nu \mathrm{Ent}_{\alpha=1}^{\log}(Y, X) \leq \mathbb{E}_{Q(\theta|z^N)} \frac{\|f_\theta(x) - f_{\theta^*}(x)\|^2}{v^2} + \frac{1}{2} \log 2\pi v^2. \tag{93}$$

We use the transportation inequality Eq.(74).

Here we assume that  $Q = \nu(y|x)$ ,  $P = p(y|x, \theta)$  and  $W = L(y, x, \theta, \theta^*)$  conditioned on  $(x, \theta, z^N)$ . Currently we assume the Gaussian likelihood for  $p(t|x, \theta) = N(y|f_\theta(x), v^2)$ . We use the derivation of Eq.(72) for  $\lambda = 1$ , then we have

$$\begin{aligned}
&-\mathbb{E}_{Q(\theta|z^N)} \mathbb{E}_{\nu(y|x)} \ln \frac{p(y|x, \theta)}{\nu(y|x)} + \mathrm{ER}_b^{\log}(Y|x, z^N) \\
&\leq \mathbb{E}_{Q(\theta|z^N)} \mathrm{KL}(\nu(y|x)|p(y|x, \theta)) + \frac{1}{2v^2} \mathbb{E}_{Q(\theta|z^N)} \|f_\theta(x) - f_{\theta^*}(x)\|^2. \tag{94}
\end{aligned}$$

Thus, we have

$$\begin{aligned}
&-\mathbb{E}_{\nu(y|x)} \ln \mathbb{E}_{Q(\theta|z^N)} N(y|f_\theta(x), v^2) + \mathbb{E}_{\nu(y|x)} \ln \nu(y|x) \\
&\leq \mathbb{E}_{Q(\theta|z^N)} \frac{1}{2v^2} \|f_\theta(x) - f_{\theta^*}(x)\|^2 - \mathbb{E}_{\nu(y|x)} \mathbb{E}_{Q(\theta|z^N)} \ln N(y|f_\theta(x), v^2) \\
&\quad - \mathrm{ER}_b^{\log}(Y|x, z^N) + \mathbb{E}_{\nu(y|x)} \ln \nu(y|x) \\
&\leq \mathbb{E}_{\nu(y|x)Q(\theta|z^N)} \frac{1}{2v^2} \|y - f_\theta(x)\|^2 - \mathbb{E}_{\nu(y|x)} \frac{1}{2v^2} \|y - f_{\theta^*}(x)\|^2 - \mathrm{ER}_b^{\log}(Y|x, z^N) \\
&\quad - \mathbb{E}_{\nu(y|x)} \mathbb{E}_{Q(\theta|z^N)} \ln N(y|f_\theta(x), v^2) + \mathbb{E}_{\nu(y|x)} \ln \nu(y|x). \tag{95}
\end{aligned}$$

Then, we have

$$\begin{aligned}
& -\mathbb{E}_{\nu(y|x)} \ln \mathbb{E}_{Q(\theta|z^N)} N(y|f_\theta(x), v^2) \\
& \leq \mathbb{E}_{\nu(y|x)Q(\theta|z^N)} \frac{1}{2v^2} \|y - f_\theta(x)\| - \text{ER}_b^{\log}(Y|x, z^N) - \mathbb{E}_{\nu(y|x)} \mathbb{E}_{Q(\theta|z^N)} \ln N(y|f_\theta(x), v^2) \\
& \leq \mathbb{E}_{\nu(y|x)Q(\theta|z^N)} \frac{1}{v^2} \|y - f_\theta(x)\| + \frac{1}{2} \ln 2\pi v^2 - \text{ER}_b^{\log}(Y|x, z^N) \\
& \leq \mathbb{E}_{\nu(y|x)} \frac{1}{v^2} \|y - \mathbb{E}_{\nu(y|x)Q(\theta|z^N)} f_\theta(x)\| + \frac{1}{v^2} \text{Var} f_\theta(x) - \text{ER}_b^{\log}(Y|x, z^N) + \frac{1}{2} \ln 2\pi v^2.
\end{aligned} \tag{96}$$

This concludes the proof of Eq.(26).

Next, we discuss the entropic risk for the general log-likelihood other than the Gaussian distribution. Note that

$$\mathbb{E}_\nu \text{Ent}_{\alpha=1}^{\log}(Y, X) = -\mathbb{E}_\nu \ln \mathbb{E}_{Q(\theta|z^N)} p(y|x, \theta). \tag{97}$$

Then from Eq.(23), we have

$$\text{ER}_f^{\log}(Y|X, Z^N) \leq \sqrt{2\sigma_q^2 R^{\log}(Y|X, Z^N, \theta^*)} - \text{ER}_b^{\log}(Y|X, Z^N). \tag{98}$$

Then by using the Cauchy-Schwartz inequality and the model well-specified assumption, we have

$$-\mathbb{E}_\nu \ln \mathbb{E}_{Q(\theta|z^N)} p(y|x, \theta) \leq -\mathbb{E}_\nu \mathbb{E}_{Q(\theta|z^N)} \ln p(y|x, \theta) - \text{ER}_b^{\log}(Y|X, Z^N) + \frac{\sigma_q^2}{2}. \tag{99}$$

## D Discussion about model misspecification

Here we introduce the excess risk analysis under model misspecification. The frequentist excess risk can be decomposed into

$$\begin{aligned}
\text{ER}_f^l(Y|X, Z^N) &= \text{TR}_f^l(Y|X, Z^N) - R_f^l(Y|X) \\
&= \left[ \text{TR}_f^l(Y|X, Z^N) - R(Y|X, \theta^*) \right] + \left[ R(Y|X, \theta^*) - R_f^l(Y|X) \right],
\end{aligned} \tag{100}$$

where  $\theta^* = \text{argmin}_\theta R(Y|X, \theta)$ . The second term in the right-hand side of Eq.(100) corresponds to the model misspecification error, which is difficult to evaluate since we cannot evaluate both  $R(Y|X, \theta^*)$  and  $R_f^l(Y|X)$ .

For the squared loss, we have shown that when the mean function is well-specified and the noise function is misspecified, we can establish the theoretical relationship between the Bayesian and frequentist excess risks and the generalization ability. Thus, here we discuss the log loss. Considering the sub-Gaussian assumption and same proof procedure as Theorem 3, we obtain

$$\begin{aligned}
& \text{ER}_f^{\log}(Y|X, Z^N) + \text{ER}_b^{\log}(Y|X, Z^N) \\
& \leq \sqrt{2\sigma_q^2 (\text{TR}_f^l(Y|X, Z^N) - R_f^l(Y|X))} \\
& \leq \sqrt{2\sigma_q^2 \left( \left[ \text{TR}_f^l(Y|X, Z^N) - R(Y|X, \theta^*) \right] + \left[ R(Y|X, \theta^*) - R_f^l(Y|X) \right] \right)} \\
& = \sqrt{2\sigma_q^2 (R(Y|X, Z^N, \theta^*) + \left[ R(Y|X, \theta^*) - R_f^l(Y|X) \right])}.
\end{aligned} \tag{101}$$

Compared to Theorem 3, even when the PAC-Bayesian bound holds and  $(R(Y|X, Z^N, \theta^*))$  converges to 0, the model misspecification error term on the right-hand side remains. Thus, we cannot guarantee that the Bayesian excess risk converges to 0 as we increase  $N$ . The next section shows the theoretical results under the Bernstein condition when the model is misspecified.

## E Discussion when the model satisfies Bernstein condition

In this section, we consider the following change-of-measure inequality [35]. For any two distributions  $P$  and  $Q$  on  $\mathbb{R}^d$  that satisfies  $P \ll Q$ . For any function  $f : \mathbb{R}^d \rightarrow \mathbb{R}$ , we have

$$\mathbb{E}_P f \leq \sqrt{(\chi^2(P|Q) + 1)\mathbb{E}_Q f^2}. \quad (102)$$

where  $\chi^2(P|Q)$  is the chi square divergence. In our setting, we consider  $Q = \nu(z)^N Q(\theta|z^N)\nu(x)\nu(y|x)$ ,  $P = \nu(z)^N Q(\theta|z^N)\nu(x)p(y|x, \theta)$ , and  $f := \ln p(y|x, \theta) - \ln p(y|x, \theta^*)$ . Note that, as we proceed the same calculation as Theorem 3, we have

$$\mathbb{E}_P f \geq \text{ER}_b^{\log}(Y|X, Z^N), \quad (103)$$

and we have

$$\mathbb{E}_Q f^2 = \mathbb{E}_{\nu(z)^N Q(\theta|z^N)\nu(x)\nu(y|x)} (-\ln p(y|x, \theta) + \ln p(y|x, \theta^*))^2. \quad (104)$$

We assume that the Bernstein condition holds for the log loss, that is, there exists a constant  $K$  such that

$$\mathbb{E}_{\nu(y|x)\nu(x)} (-\ln p(y|x, \theta) + \ln p(y|x, \theta^*))^2 \leq K \mathbb{E}_{\nu(y|x)\nu(x)} (-\ln p(y|x, \theta) + \ln p(y|x, \theta^*)). \quad (105)$$

We will discuss when this condition holds later. Then if the Bernstein condition holds, combining the above change-of-measure inequality, we have

$$\text{ER}_b^{\log}(Y|X, Z^N) \leq \sqrt{K(\chi^2(P|Q) + 1)R(Y|X, Z^N, \theta^*)}. \quad (106)$$

Thus, this relates to the Bayesian excess risk and the generalization ability. Note that

$$\chi^2(P|Q) = \chi^2(\nu(z)^N Q(\theta|z^N)\nu(x)p(y|x, \theta) | \nu(z)^N Q(\theta|z^N)\nu(x)\nu(y|x)). \quad (107)$$

Thus this represents approximation error, including the model misspecification and finite-sample error. When the PAC-Bayesian bound Eq.(6) holds, we have

$$\text{ER}_b^{\log}(Y|X, Z^N) \leq \sqrt{(\chi^2(P|Q) + 1)K \frac{C_1 \ln N}{N^\alpha}}. \quad (108)$$

If the approximation error  $\chi^2(P|Q)$  is bounded, we expect the Bayesian excess risk to converge. In Eq.(101), we cannot show the convergence of the Bayesian excess risk. Thanks to the Bernstein condition, we can analyze its convergence behavior.

The Bernstein condition for the log loss is satisfied, for example, when the model satisfies the Lipschitz and strongly convex property for the parameter  $\theta$  [1]. Moreover, the Bernstein condition leads to the fast convergence, which results in  $\alpha = 1$  in PAC-Bayesian bound; see [1] for the detail.

## F Discussion of sub-exponential assumption

Here we discuss the Bernstein condition for analyzing the Bayesian excess risk of the log loss. First, we introduce the assumption. Recall the assumption is the main paper; We define log density ratio  $L(y, x, \theta, \theta^*) := -\ln p(y|x, \theta) + \ln p(y|x, \theta^*)$ .

**Assumption 2.** *Conditioned on  $(x, \theta, z^N)$ , there exists function  $h(\lambda)$  for  $[0, b)$  such that the cumulant function  $L(y, x, \theta, \theta^*)$  is upper-bounded by  $h(\lambda)$ , i.e., the following inequality holds:*

$$\ln \mathbb{E}_{p(Y|x, \theta)} e^{\lambda(L(Y, x, \theta, \theta^*) - \mathbb{E}_{p(Y|x, \theta)} L(Y, x, \theta, \theta^*))} \leq h(\lambda). \quad (109)$$

Then conditioned on  $(x, \theta, z^N)$ , for any  $\lambda \in (0, \frac{1}{c})$ , if there exists a constant  $s(x, \theta)$  and  $c(x, \theta)$  and  $h(\lambda) = \frac{\lambda^2 s}{2(1-c\lambda)}$ , then the above assumption is similar to the sub-exponential property of a random variable.

In the main paper, we have shown Theorem 3 and Collorary 1 when the sub-Gaussian property holds. Here we show the corresponding results when the sub-exponential property holds.

The idea is the same as the proof of Theorem 3 and Collorary 1. We use the change-of-measure inequality shown in Lemma 5.

Recall the definition  $L(y, x, \theta, \theta^*) = \ln p(y|x, \theta^*) - \ln p(y|x, \theta)$ . We express this  $L(y, x, \theta) = L(y, x, \theta, \theta^*)$  for simplicity. Then under the assumption, conditioned on  $\theta, x$ , and  $z^N$ , by using Lemma 5 we have

$$\mathbb{E}_{p(y|x, \theta^*)} L(y, x, \theta) - \mathbb{E}_{p(y|x, \theta)} L(y, x, \theta) \leq h^{*-1}(\text{KL}(p(y|x, \theta^*)|p(y|x, \theta))). \quad (110)$$

We need to calculate  $h^{*-1}$  using the definition of  $h(\lambda) = \frac{\lambda^2 s}{2(1-c\lambda)}$ . By some simple calculation, we have

$$h^*(x) = \sup_{\lambda \in (0, \frac{1}{c})} (x\lambda - \frac{\lambda^2 s}{2(1-c\lambda)}) = \frac{s}{c^2} f\left(\frac{c}{s}x\right), \quad (111)$$

where  $f(x) := 1 + x - \sqrt{1 + 2x}$ . Then we have

$$h^{*-1}(x) = cx + \sqrt{2sx}. \quad (112)$$

Thus, we have

$$\begin{aligned} & \mathbb{E}_{p(y|x, \theta^*)} L(y, x, \theta) - \mathbb{E}_{p(y|x, \theta)} L(y, x, \theta) \\ & \leq c\text{KL}(p(y|x, \theta^*)|p(y|x, \theta)) + \sqrt{2s\text{KL}(p(y|x, \theta^*)|p(y|x, \theta))}. \end{aligned} \quad (113)$$

Then by proceeding the calculation in the same way as the proof of Theorem 3, we have

$$\begin{aligned} & \text{ER}_f^{\log}(Y|X, Z^N) + \text{ER}_b^{\log}(Y|X, Z^N) \\ & \leq \mathbb{E}_{\nu(z)^N Q(\theta|z^N)\nu(x)} c(x, \theta)\text{KL}(p(y|x, \theta^*)|p(y|x, \theta)) + \sqrt{2s_q R^{\log}(Y|X, Z^N, \theta^*)}, \end{aligned} \quad (114)$$

where  $s_q$  is the constant such that  $\mathbb{E}_{\nu(Z)^N Q(\theta|z^N)\nu(x)} s(x, \theta) < s_q < \infty$ . If there exists a constant  $c(x, \theta) < C_0$ , then we have

$$\begin{aligned} & \text{ER}_f^{\log}(Y|X, Z^N) + \text{ER}_b^{\log}(Y|X, Z^N) \\ & \leq C_0 R^{\log}(Y|X, Z^N, \theta^*) + \sqrt{2s_q R^{\log}(Y|X, Z^N, \theta^*)}. \end{aligned} \quad (115)$$

Thus this is the result that corresponds to Theorem 3.

Next, we discuss Collorary 1. In the same way as above, if the log loss  $-\ln p(y|x, \theta)$  satisfies the sub-exponential condition conditioned on  $(x, \theta, z^N)$ , we have

$$\begin{aligned} & \mathbb{E}_{p(y|x, \theta^*)} \ln p(y|x, \theta) - \mathbb{E}_{p(y|x, \theta)} \ln p(y|x, \theta) \\ & \leq c \text{KL}(p(y|x, \theta^*)|p(y|x, \theta)) + \sqrt{2s \text{KL}(p(y|x, \theta^*)|p(y|x, \theta))}. \end{aligned} \quad (116)$$

thus, by taking the expectation about  $Q(\theta|z^N)$ , we have

$$\begin{aligned} & \mathbb{E}_{Q(\theta|z^N)} H[p(y|x, \theta)] \\ & \leq R^{\log}(Y|x, z^N) + c_0 R^{\log}(Y|x, z^N, \theta^*) + \sqrt{2s_p R^{\log}(Y|x, z^N, \theta^*)}, \end{aligned} \quad (117)$$

where  $s_p$  is the constant such that  $\mathbb{E}_{Q(\theta|z^N)} s(x, \theta) < s_p < \infty$ . We repeat the similar calculation as Eq.(115), we have

$$\begin{aligned} & \text{ER}_f^{\log}(Y|x, z^N) + \text{ER}_b^{\log}(Y|x, z^N) \\ & \leq c_0 R^{\log}(Y|x, z^N, \theta^*) + \sqrt{2s_p R^{\log}(Y|x, z^N, \theta^*)}. \end{aligned} \quad (118)$$

Note that  $\text{ER}_f^{\log}(Y|x, z^N) \geq 0$  and  $\text{ER}_b^{\log}(Y|x, z^N) = H(p(Y|x, z^N)) - \mathbb{E}_{Q(\theta|z^N)} H[p(y|x, \theta)]$ . Combined Eq.(117) and Eq.(118), we have

$$H(p(Y|x, z^N)) \leq R^{\log}(Y|x, z^N) + 2c_0 R^{\log}(Y|x, z^N, \theta^*) + 2\sqrt{2s_p R^{\log}(Y|x, z^N, \theta^*)}. \quad (119)$$

This corresponds to the sub-exponential version of Collorary 1.

## G Detailed description of the proposed method

First, we show the PAC-Bayesian bound for our proposed method. Following the high-probability bound of Theorem 4, given a distribution  $\nu(y, x)$ , for any prior distribution  $P(\theta)$  over  $\Theta$  independent of  $Z^N$  and for any  $\xi \in (0, 1)$  and  $c > 0$ , with probability at least  $1 - \xi$  over the choice of training data  $\nu(y, x)^N$ , for all probability distributions  $Q(\theta|z^N)$  over  $\Theta$ , we have

$$\begin{aligned} & \mathbb{E}_{\nu} \left[ \frac{|y - \mathbb{E}_{Q(\theta)} f_{\theta}(x)|^2}{2v^2} + \lambda \frac{\text{Var} f_{\theta}(x)}{2v^2} \right] + \frac{\ln 2\pi v^2}{2} \\ & \leq \frac{1}{N} \sum_{i=1}^N \left[ \frac{|\mathbb{E}_Q[y_i - \mathbb{E}_{Q(\theta|z^N)} f_{\theta}(x_i)]|^2}{2v^2} + \lambda \frac{\text{Var} f_{\theta}(x_i)}{2v^2} \right] + \frac{\ln 2\pi v^2}{2} + \frac{\text{KL}(Q, P) + \ln \frac{1}{\xi} + \Omega_{P, \nu}(cN)}{cN}, \end{aligned} \quad (120)$$



where

$$\Omega_{P,\nu}(c, N) := \ln \mathbb{E}_P \mathbb{E}_{\nu^N} \exp[cN(R(\theta) - r(\theta))] \quad (121)$$

$$R(\theta) = \mathbb{E}_{\nu} \left[ \frac{|y - \mathbb{E}_{Q(\theta)} f_{\theta}(x)|^2}{2v^2} + \lambda \frac{\text{Var} f_{\theta}(x)}{2v^2} \right] \quad (122)$$

$$r(\theta) = \frac{1}{N} \sum_{i=1}^N \left[ \frac{|\mathbb{E}_Q y_i - \mathbb{E}_{Q(\theta|z^N)} f_{\theta}(x_i)|^2}{2v^2} + \lambda \frac{\text{Var} f_{\theta}(x_i)}{2v^2} \right]. \quad (123)$$

Thus, the constant  $\Psi$  depends only on the setting of the problem. We optimize the right-hand side of Eq.(120) as the objective function.

Next, we discuss the relation between BER and standard VI. The objective function of standard VI is

$$\begin{aligned} -\mathbb{E}_{Q(\theta|z^N)} \ln N(y|f_{\theta}(x), v^2) &= \frac{|y - \mathbb{E}_{Q(\theta|z^N)} f_{\theta}(x)|^2 + \text{Var} f_{\theta}(x)}{2v^2} + \frac{1}{2} \ln 2\pi v^2 \\ &= \frac{1}{2v^2} \left( \text{TR}_{\text{f}}^{(2)}(y|x, z^N) + \text{ER}_{\text{b}}^{(2)}(y|x, z^N) \right) + \frac{1}{2} \ln 2\pi v^2. \end{aligned} \quad (124)$$

Thus, we can interpret that the log loss of the Gaussian likelihood corresponds to the total risk and Bayesian excess risk. Since the total risk corresponds to the prediction performance, the standard VI implicitly controls the prediction performance and the Bayesian excess risk. Our BER can be regarded as

$$\text{BER}(\lambda) = \frac{1}{2v^2} \left( \text{TR}_{\text{f}}^{(2)}(y|x, z^N) + \lambda \text{ER}_{\text{b}}^{(2)}(y|x, z^N) \right) + \frac{1}{2} \ln 2\pi v^2 + \frac{1}{N} \text{KL}(Q|P). \quad (125)$$

Thus, BER has a flexible weight for regularizing the uncertainty. Numerically, when  $\lambda = 0$ , this corresponds to the setting where we simply optimize  $\text{TR}_{\text{f}}^{(2)}(y|x, z^N)$ . This means we only consider the fitting performance. We numerically found that  $\lambda = 0$  results in large uncertainty due to the lack of regularization. When  $\lambda = 1$ , we found that the uncertainty is underestimated.

Finally, we remark the relation between Bayesian excess risk and  $\text{Var} f_{\theta}(x)$ . Since we focus on the log loss, thus we can consider the following type of objective function.

$$\frac{1}{N} \sum_{i=1}^N \left[ \frac{|\mathbb{E}_Q y_i - \mathbb{E}_{Q(\theta|z^N)} f_{\theta}(x_i)|^2}{2v^2} + \lambda \text{ER}_{\text{b}}^{\log}(y_i|x_i, z^N) \right] + \frac{\ln 2\pi v^2}{2} + \frac{1}{N} \text{KL}(Q|P), \quad (126)$$

where we use the Bayesian excess risk directly, instead of  $\text{Var} f_{\theta}(x)$ . Note that from Appendix C.10,  $\text{ER}_{\text{b}}^{\log}(Y|x, z^N) \leq \text{Var} f_{\theta}(x)/v^2$  holds for the Gaussian likelihood. Thus, Eq.(126) and our BER behaves in a similar way. From the numerical point of view, implementing  $\text{Var} f_{\theta}(x)$  is easier than Eq.(126) since we simply calculate the variance of the prediction.

## H Numerical experiments

In this section, we describe the detailed settings of the experiments. We also present the additional experimental results.

## H.1 Particle variational inference

Since we applied our BER to particle variational inference (PVI), we briefly introduce the PVI and existing methods. In PVI, we use the empirical distribution  $\rho(\theta) = \frac{1}{M} \sum_{i=1}^M \delta_{\theta_i}(\theta)$  as the posterior distribution. Here  $\delta_{\theta_i}(\theta)$  is the Dirac distribution that has a mass at  $\theta_i$ . We refer to these  $M$  samples as particles. PVI [29, 43] approximates the posterior through iteratively updating the empirical distribution by interacting them with each other:

$$\theta_i^{\text{new}} \leftarrow \theta_i^{\text{old}} + \eta v_i(\{\theta_{i'}^{\text{old}}\}_{i'=1}^M), \quad (127)$$

where  $v(\{\theta\})$  is the update direction. Basically,  $v$  is composed of the gradient term and the repulsion term to enhance the diversity of the posterior distribution since we are often interested in the multi-modal information of the posterior distribution. For the update direction about  $v$ , see f-SVGD in [43] and VAR in [11] for details.

We follow the approach in VAR in [11]. They proposed using the gradient of the PAC-Bayesian bound for the update direction  $v$  in Eq.(127). For example, VAR uses

$$v_i = \partial_i \mathcal{F}(\{\theta_i\}_{i=1}^N) \quad (128)$$

$$\mathcal{F}(\{\theta_i\}_{i=1}^N) := -\frac{1}{NM} \sum_{i=1}^M \sum_{n=1}^N [\ln p(y_n | x_n, \theta_i) + R(y_n, x_n)] + \frac{1}{N} \text{KL}(\rho_E, \pi), \quad (129)$$

where  $R$  is the repulsion term to enhance the diversity. See [11] for details. Following their setting, we consider using the following update direction

$$v_i = \partial_i \text{BER}(\lambda) \quad (130)$$

$$\text{BER}(\lambda) = \frac{1}{N} \sum_{n=1}^N \frac{|y_n - \mathbb{E}_{\rho(\theta)} f_{\theta}(x_n)|^2}{2v'^2} + \lambda \frac{\text{Var} f_{\theta}(x_n)}{2v'^2} + \frac{\ln 2\pi v^2}{2} + \frac{1}{N} \text{KL}(\rho(\theta) | P(\theta)), \quad (131)$$

where  $\rho(\theta) = \frac{1}{M} \sum_{i=1}^M \delta_{\theta_i}(\theta)$ . We optimize  $v'$  by gradient descent.

## H.2 Toy data experiments and Depth estimation

For these experiments, we used the implementation in the previous work [2]. For the toy data experiments, we used the Adam optimizer with the stepsize 0.0001 in the implementation of [2]. The number of ensembles is 5. We set other hyperparameters as the same as in [2].

As for the depth estimation experiments, we used the same hyperparameter setting in [2]. Here, the number of ensembles is 5.

## H.3 BNN regression for UCI dataset

We used the same setting as the previous work [43, 11]. We used the Adam optimizer with a learning rate of 0.004. We used a batch size of 100 and ran 500 epochs for the dataset size to be smaller than 1000. For a larger dataset, we used a batch size of 1000 and ran 3000 epochs.

Table 3: Benchmark results on test RMSE

Dataset	Avg. Test RMSE				
	f-SVGD	VAR	$PAC_E^2$	BER(0.05)	f-SVGD
Concrete	4.33±0.8	4.30±0.7	5.49±0.5	4.47±0.6	4.48±0.7
Boston	2.54±0.50	2.53±0.50	4.41±0.45	2.53±0.50	2.53±0.51
Wine	0.61±0.04	0.61±0.04	1.02±0.11	0.64±0.04	0.63±0.02
Power	3.78±0.14	3.75±0.13	5.24±0.45	3.66±0.15	3.69±0.12
Yacht	0.64±0.28	0.60±0.28	0.71±0.41	0.75±0.41	0.78±0.48
Protein	3.98±0.54	3.92±0.05	7.96±0.10	3.83±0.10	3.85±0.05

Table 4: Benchmark results on test PICP and MPIW.

Dataset	Avg. Test PICP and MPIW in parenthesis				
	f-SVGD	VAR	$PAC_E^2$	BER(0)	BER(0.05)
Concrete	0.82±0.03 (0.13±0.00)	0.87±0.04 (0.16±0.01)	0.97±0.02 (0.57±0.04)	0.99±0.02 (0.50±0.04)	<b>0.95±0.02</b> (0.25±0.02)
Boston	0.63±0.07 (0.10±0.02)	0.76±0.05 (0.14±0.01)	<b>0.94±0.04</b> (0.40±0.04)	0.97±0.01 (0.33±0.04)	0.92±0.04 (0.22±0.02)
Wine	0.79±0.03 (0.32±0.05)	0.85±0.02 (0.39±0.06)	0.98±0.01 (1.06±0.01)	0.99±0.00 (1.61±0.00)	<b>0.95±0.03</b> (0.32±0.15)
Power	0.43±0.01 (0.07±0.00)	0.82±0.01 (0.15±0.00)	0.99±0.00 (0.57±0.02)	0.99±0.01 (0.81±0.01)	0.96±0.01 (0.37±0.01)
Yacht	0.92±0.04 (0.02±0.01)	0.93±0.04 (0.04±0.01)	0.97±0.03 (0.07±0.00)	<b>0.96±0.03</b> (0.10±0.01)	<b>0.94±0.04</b> (0.08±0.01)
Protein	0.53±0.01 (0.24±0.01)	0.83±0.00 (0.58±0.01)	0.98±0.00 (1.44±0.06)	1.0±0.00 (5.04±0.01)	<b>0.96±0.01</b> (0.86±0.00)

Table 5: Benchmark results on negative test log-likelihood

Dataset	Avg. negative test log likelihood				
	f-SVGD	VAR	$PAC_E^2$	BER(0)	BER(0.05)
Concrete	-2.85±0.15	-2.81±0.06	-3.16±0.03	-3.50±0.03	-3.06±0.05
Boston	-2.34±0.31	-2.34±0.24	-2.61±0.08	-2.55±0.05	-2.38±0.16
Wine	-0.89±0.08	-0.90±0.06	-1.26±0.02	-1.84±0.03	-1.08±0.03
Power	-2.75±0.03	-2.80±0.03	-3.17±0.03	-3.95±0.04	-2.86±0.01
Yacht	-0.81±0.67	-0.87±0.38	-0.81±0.11	-1.62±0.17	-1.46±0.30
Protein	-2.70±0.00	-2.84±0.00	-3.30±0.00	-4.45±0.02	-2.94±0.00

To calculate the PICP, we first calculate the 95% prediction interval. We then calculate the number of the test data points included inside the prediction interval.

To calculate the MPIW, we calculated the mean of the prediction interval and normalized it by the maximum length of the test data point;  $\max y_{\text{test}} - \min y_{\text{test}}$ .

We show the additional results here. We show the result of  $PAC_E^2$  and the negative log-likelihood. We found that  $PAC_E^2$  shows the similar to BER(0) measured in the negative log-likelihood, MPIW, and PICP. However, the prediction performance of  $PAC_E^2$  in RMSE is significantly worse than BER(0). This is because the objective function of  $PAC_E^2$  is the negative log-likelihood of the predictive distribution; thus, the performance in RMSE is not guaranteed. On the other hand, the objective function of BER(0) is based on the squared loss. Thus, it can show performance in RMSE.

Next, we evaluated how the RMSE, PICP, MPIW, and negative log-likelihood behave by changing  $\lambda$  in BER. We show the results in Fig.3 and 4. We confirmed that the prediction performance measured in RMSE does not depend on the choice of  $\lambda$ . On the other hand, other measures depend on  $\lambda$  significantly. The ideal PICP is 0.95. Thus, we should choose  $\lambda$  by cross-validation. We also found that even  $\lambda = 1$ . correspond to the standard VI. It underestimates the PICP.

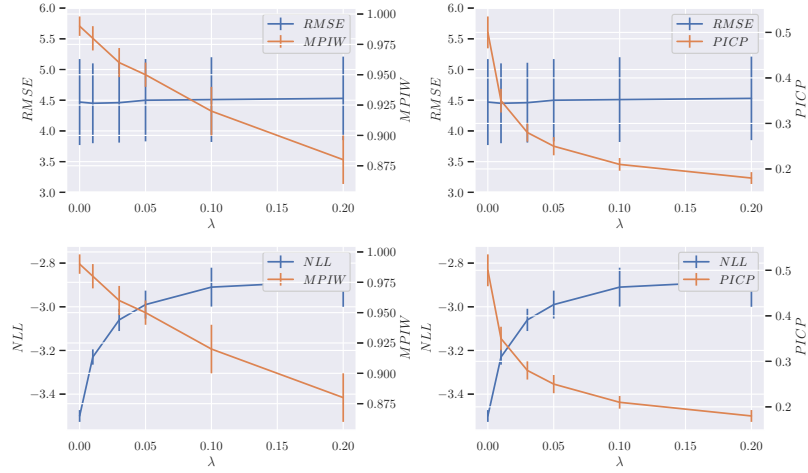


Figure 3: Concrete data in UCI dataset.

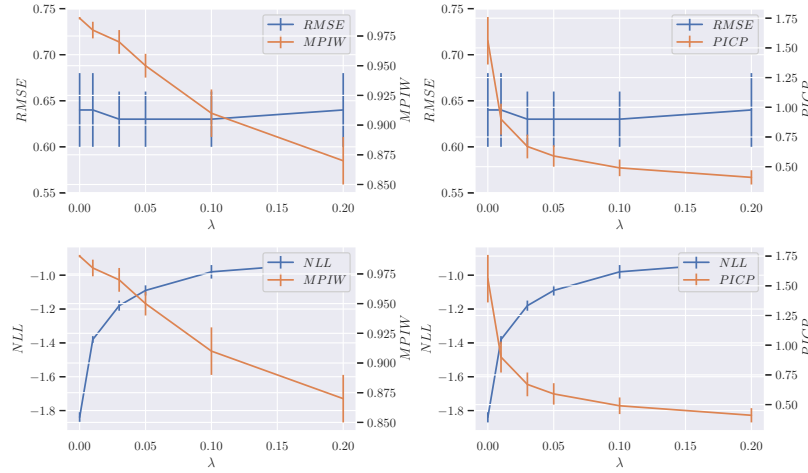


Figure 4: Wine data in UCI dataset.

#### H.4 Contextual bandit tasks

Here we explain the setting of the task. Our experiments follow the setting in [43, 11]. Denote the context set as  $\mathcal{S}$ . For each time step  $t$ , an agent receives context  $s_t \in \mathcal{S}$  from the environment. The agent chooses action  $a_t \in \{1, \dots, A\}$  based on the context  $s_t$  and gets a reward  $r_{a_t, t}$ . We would like to minimize the pseudo regret

$$R_T = \max_{\phi: \mathcal{S} \rightarrow \{1, \dots, A\}} \mathbb{E} \left[ \sum_{t=1}^T r_{g(s_t), t} - \sum_{t=1}^T r_{a_t, t} \right], \quad (132)$$

where  $\phi$  maps the context to the action. We consider a prior  $\mu_{s, i, 0}$  over a reward of context  $s$  and action  $i$ . Then, we update the prior to a posterior distribution using the observed reward. Following the previous work, we use Thompson

sampling to select the action as

$$r_t \in \arg \max_{i=\{1,\dots,K\}} \hat{r}_{i,t}, \quad \hat{r}_{i,t} \sim \mu_{s,i,t}. \quad (133)$$

We consider a neural network regression model following the previous work [43, 11], where the input is the context, and the output is the  $K$ -dimensional action. We place a prior distribution over the parameters of the network. We approximate the posterior distribution of the neural network parameters by PVI. All the hyperparameters are precisely the same as in the previous work [43].