

FAST AND PRECISE: ADJUSTING PLANNING HORIZON WITH ADAPTIVE SUBGOAL SEARCH

Michał Zawalski *
University of Warsaw
m.zawalski@uw.edu.pl

Michał Tyrolski *
University of Warsaw
michal.tyrolski@gmail.com

Konrad Czechowski *
University of Warsaw
k.czechowski@mimuw.edu.pl

Damian Stachura
Jagiellonian University
damian.stachura@gmail.com

Piotr Piękos
University of Warsaw
piotrpiekos@gmail.com

Tomasz Odrzygóźdź
IDEAS NCBR
tomaszo@impan.pl

Yuhuai Wu
Google Research
& Stanford University
yuhuai@google.com

Łukasz Kuciński
Polish Academy of Sciences
lkucinski@impan.pl

Piotr Miłoś
Ideas NCBR,
Polish Academy of Sciences,
deepsense.ai
pmilos@impan.pl

ABSTRACT

Complex reasoning problems contain states that vary in the computational cost required to determine a good action plan. Taking advantage of this property, we propose Adaptive Subgoal Search (AdaSubS), a search method that adaptively adjusts the planning horizon. To this end, AdaSubS generates diverse sets of subgoals at different distances. A verification mechanism is employed to filter out unreachable subgoals swiftly, allowing to focus on feasible further subgoals. In this way, AdaSubS benefits from the efficiency of planning with longer subgoals and the fine control with the shorter ones, and thus scales well to difficult planning problems. We show that AdaSubS significantly surpasses hierarchical planning algorithms on three complex reasoning tasks: Sokoban, the Rubik’s Cube, and inequality proving benchmark INT.

1 INTRODUCTION

When solving hard problems, people often try to decompose them into smaller parts that are typically easier to complete (Hollerman et al., 2000). Similarly, *subgoal search methods* aim to solve complex tasks by considering intermediate subgoals that advance towards the goal. Besides their intuitive appeal, such approaches offer many practical advantages. Most notably, they allow for deeper search within a smaller computational budget and reduce the negative impact of approximation errors. *Subgoal search* methods powered by deep learning have shown promising results for continuous control tasks, such as robotic arm manipulation (Nair & Finn, 2020; Jayaraman et al., 2019; Fang et al., 2019) and navigation (Kim et al., 2019; Savinov et al., 2018). Recently, Czechowski et al. (2021) showed that the usage of a subgoal generator can significantly improve search efficiency on discrete domains with high combinatorial complexity.

This paper takes Czechowski et al. (2021) as a starting point and pushes forward, building upon the following observation: many complex reasoning problems contain states that vary in complexity, measured by the computational cost required to determine a good action plan. To illustrate this, imagine driving a car. When traversing a narrow, winding street, it is crucial to focus on the closest events: the next turn, the next car to avoid, etc. However, after entering a straight, empty street, it is enough to think about reaching its far end. This suggests that careful balancing of the subgoal

*equal contribution

distance is desirable: choose longer subgoals, if possible, to advance faster towards the goal, and choose shorter subgoals to power through the harder states. Hence, the question arises whether it is possible and, if so, how to incorporate this adaptive subgoal generation procedure into subgoal search methods. In this paper, we answer this question affirmatively.

We propose a novel planning algorithm *Adaptive Subgoal Search* (AdaSubS), which adaptively selects amongst subgoals with different horizons. Our method benefits both from the efficiency of planning with longer subgoals and from the reliability of the shorter ones. AdaSubS *prioritizes further distances*, retracting to shorter ranges only when stuck. Additionally, we introduce a *verifier network*, which assesses whether the proposed subgoal is valid and reachable. The verifier helps to efficiently discard faulty subgoals, which are common and more costly to detect in longer horizons. AdaSubS is a data-driven algorithm whose key components are implemented as learnable deep models. In most cases, we use general-purpose transformer architectures to model subgoal generators and the verifier networks. We train those models on offline data.



An illustrative example of adaptive planning. The planner may choose long-distance subgoals in the easier areas (e.g. the left most part) and use short distances in the hard areas (e.g. middle part).

We show the effectiveness of AdaSubS in three challenging domains: Sokoban, Rubik’s Cube, and the inequality theorem prover INT (Wu et al., 2021). AdaSubS significantly surpasses hierarchical planning algorithms and sets new state-of-the-art on INT.

Our main contributions are:

1. We propose Adaptive Subgoal Search (AdaSubS), a new algorithm that adjusts the planning horizon to take into account the varying complexity of the state space.
2. We present a comprehensive study of adaptive methods, showing that they outperform similar algorithms without adaptation. Amongst these, AdaSubS is the best choice across environments and planning budgets.
3. We also observe a strong indication of out-of-distribution generalization. AdaSubS trained on the proof of length 15 in INT (longest considered in the literature so far) retains more than 50% of its performance when the proof length is increased two-fold.

The code of our method is available at https://github.com/AdaptiveSubgoalSearch/adaptive_subs.

2 RELATED WORK

The combination of planning algorithms with deep learning is an active area of research. It provided impressive results e.g. in automated theorem proving (Polu & Sutskever, 2020), games of chess and Go (Silver et al., 2017), Atari benchmark (Schrittwieser et al., 2019) and video compression (Mandhane et al., 2022).

In the field of hierarchical planning, majority of deep-learning-based methods has focused on visual domains (Kim et al., 2019; Pertsch et al., 2020a; Jayaraman et al., 2019; Fang et al., 2019) or on landmark-based navigation methods (Liu et al., 2020a; Gao et al., 2017; Zhang et al., 2020). This body of work often relies on variational autoencoders for the compression of visual observations and uses planning mechanisms suitable for continuous control settings.

There exist many approaches to hierarchical planning utilizing different temporal distances. Kim et al. (2019) and Pertsch et al. (2020b) use hierarchical variational models to learn the temporal structure of tasks by reconstructing the visual state sequences. Pertsch et al. (2020a); Parascandolo et al. (2020); Jurgenson et al. (2020) recursively construct a plan by generating subgoals in the middle between the existing ones. Allen et al. (2021) generate macro-actions that help to speed-up the search. This differs from our work, as we use learning to generate subgoals (as opposed to action sequences) and the process is agnostic with respect to the size of the action space. These works have been shown to work on domains with limited combinatorial complexity.

Recently, Czechowski et al. (2021) has shown how combinatorially complex domains can be treated with a hierarchical planning method. Their approach shares similarities with our Adaptive Subgoal

Search; however, it cannot address variable environment complexity. By using the mechanism of adaptive selection of the subgoal generation distance and verifier, we successfully tackle this problem, confirmed by significant performance gains. Our verifier is based on an ideas similar to Cobbe et al. (2021); Kurutach et al. (2018); Ahn et al. (2022).

Our approach relates to established search algorithms (Cormen et al., 2009; Russell & Norvig, 2010), such as Best First Search or A*. Adaptivity techniques in the classical setup are discussed in Fickert (2022). Domain-independent PDDL-based planners (McDermott et al., 1998) do not use training and attempt to solve problems in a zero-shot manner. Thus, they provide a lower bound on performance. On the other hand, there are domain-specific methods (Korf, 1997; Büchner et al., 2022; Muppasani et al., 2022). Due to their focus, they offer an upper bound in performance.

AdaSubS relates to multi-queue methods (see Richter & Westphal (2010); Helmert (2006)). This setup deals with a problem of how to alternate between multiple heuristics. Some of our planners, e.g., IterativeMixing or Longest-first, can be viewed through the lens of a multi-queue approach in the sense that we could keep the priority queues for each generator separate (but with the same heuristic being a value function) and have an alternation mechanism between them. The key difference lies in the expansion phase: we expand subgoals instead of children and only the generator associated with the currently selected queue is used.¹

AdaSubS trains a goal-conditioned policy, a setup that resembles multi-task learning (Yu et al., 2020) with different subgoals representing different tasks. Additionally, we train the policy in a way that resembles hindsight learning (Andrychowicz et al., 2017). The models are trained offline using behavioral cloning (Kumar et al., 2021).

3 METHOD

In this work, we propose Adaptive Subgoal Search (AdaSubS), a subgoal-based search algorithm designed to solve tasks that can be formulated as a search over a graph with a known transition model. AdaSubS is the best choice stemming from a careful study of methods based on the principle of mixing subgoal distances, see Section 4.4 for their definitions and empirical comparisons.

AdaSubS (see Algorithm 1) utilizes the following key components: *subgoal generators*, *verifier*, *conditional low-level policy* (CLLP), and *value function*. These components are implemented using trained neural networks (see Appendix B). To solve a task, AdaSubS iteratively builds a tree of subgoals reachable from the initial state until the target state is reached or the search budget is depleted. In each iteration, it chooses a node in the tree that is expanded by one of the generators. The chosen generator creates a few subgoal candidates, i.e., states expected to be a few steps closer to the target than the current node. For each of them, we use the verifier and CLLP to check whether they are valid and reachable within a few steps. For the correct subgoals, we compute their value function, place them in the search tree, and the next iteration follows.

AdaSubS follows the general structure of Best-First Search (BestFS); thus the key design decision is how we prioritize nodes to expand and choose generators to produce subgoals. We defer the answer to these questions after providing details of the algorithm components (see also Appendix G).

Subgoal generators. Subgoal generator, or more precisely k -subgoal generator, takes a state as input and returns a diverse set of new candidate states expected to be k step closer to the solution. The key trade-off, which AdaSubS needs to address, is that further subgoals, i.e., those for higher values of k , advance faster towards the target but are also increasingly harder to generate and verify. We typically use a few (e.g., 3) generators with a list of k chosen basing on experiments, namely for

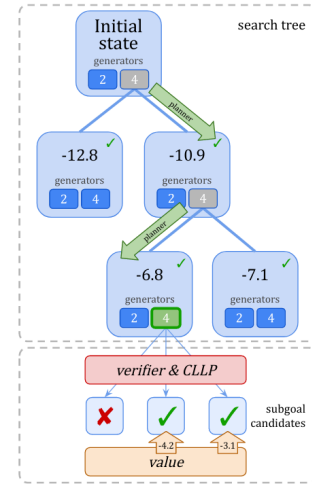


Figure 1: An example iteration of the search performed by AdaSubS.

¹For search engines using multi-queues, see Fast downward <https://www.fast-downward.org/>; LAPKT <https://github.com/LAPKT-dev/LAPKT-public>. For PDDL generators, see <https://github.com/AI-Planning/pddl-generators>

INT [3, 2, 1], Rubik [4, 3, 2] and Sokoban [8, 4, 2]. Note that it is the only component of AdaSubS that outputs a set of predictions.

Conditional low-level policy (CLLP). CLLP returns a path of low-level actions between two states (see Algorithm 2). CLLP calls iteratively a conditional low-level policy network (PN). PN takes as input the current and target states and returns an action. It is possible that CLLP is not able to reach the target, in which case an empty sequence is returned. The role of CLLP is two-fold: it serves as a mechanism allowing AdaSubS to transition between subgoals, and together with the verifier network, it is used in the subgoal verification algorithm (see Algorithm 3).

Verifier. The verifier network is used in the verification algorithm (see Algorithm 3), to answer the following binary classification question: given a starting state and a goal state, is it possible to reach the latter from the former using conditional low-level policy? Computationally, the evaluation of the verifier network is faster than CLLP. However, since verifier is a binary classifier, we expect two types of error to occur: accept invalid subgoals or reject valid subgoals. The verification algorithm accepts a subgoal if the verifier network values are above a certain threshold (likewise, they are rejected if the value is below another threshold). In the remaining case, the algorithm falls back on CLLP to decide whether to keep or discard a given subgoal.

Value function. The value function is a neural network that estimates the negative distance between the current state and the goal state. This information is later used by the planner when selecting the next node to expand.

Adaptive Subgoal Search. The particular way in which AdaSubS chooses nodes to expand and a generator to produce subgoals (see highlighted lines in Algorithm 1) implements an adaptive mechanism adjusting the planning horizon. The key difficulty to tackle is that further subgoals, despite being capable of advancing the search faster, are more likely to be faulty. Nevertheless, we assume an optimistic approach prioritizing the longer distances (e.g., higher k). If the search using the long steps is stuck, the planner retracts and expands the most promising, high-value nodes with closer, more conservative subgoals. The verifier network helps in mitigating the risks of this strategy, as it allows for the rejection of faulty subgoals efficiently. This way, by traversing easier parts using fast long-distance subgoals and conservative ones in harder parts, AdaSubS adapts to the variable complexity of the environment.

Algorithm 1 presents a simple implementation of this approach. The nodes in the search tree are placed in a max-priority queue T with keys, being the pairs (k, v) of the next subgoal distance and its estimated value, sorted in the lexicographical order. In this way, Algorithm 1 uses the highest k possible, searching with the BestFS strategy over values. This might get stuck if for the given k all generated subgoals are invalid (faulty or unreachable), in which case we expand for shorter distances. If successful, we go back to generating with the highest value of k . After reaching the target states AdaSubS reconstructs the path of subgoals and fills it with low-level actions, see function `LL_PATH` in Algorithm 4.

With a slight modification, AdaSubS can be guaranteed to find a solution to any given problem, provided a large enough computational budget. See Appendix G.1 for details.

3.1 TRAINING OBJECTIVES

The components of AdaSubS are trained using a dataset of offline trajectories of subsequent states and actions: $(s_0, a_0), \dots, (s_{n-1}, a_{n-1}), s_n$. We do not assume that they are perfect; for some of our environments, even randomly generated trajectories turn out to be sufficient. Details on how the data is collected for each domain can be found in Section 4.1 and Appendix B.

Provided with such data, we train the k -generators to map s_i onto s_{i+k} . The value function is trained to map s_i onto $(i - n)$. CLLP is trained to map (s_i, s_{i+d}) onto a_i for every $d \leq k_{\max}$ (k_{\max} is the maximal distance of the subgoal generators used).

We note that AdaSubS still works, albeit much worse, if we disable verifier network (e.g. by setting $\tau_{hi} = 1$ and $\tau_{lo} = 0$ in Algorithm 3). However, it is a useful setup to gather a dataset of subgoals and their reachability verified by CLLP. This dataset is used to train the verifier network. For details see Appendix D.

Algorithm 1 Adaptive Subgoal Search			Algorithm 2 Conditional low-level policy		
Requires:	C_1	max number of nodes	Requires:	C_2	steps limit
	V	value function network		π	conditional low-level policy network
	$\rho_{k_0}, \dots, \rho_{k_m}$	subgoal generators		M	model of the environment
	SOLVED	predicate of solution			
function SOLVE(s_0) $T \leftarrow \emptyset$ \triangleright priority queue with lexicographic order $parents \leftarrow \{\}$ for k in k_0, \dots, k_m do $T.PUSH((k, V(s_0)), s_0)$ $seen.ADD(s_0)$ \triangleright seen is a set while $0 < LEN(T)$ and $LEN(seen) < C_1$ do $(k, _) , s \leftarrow T.EXTRACT_MAX()$ $subgoals \leftarrow \rho_k(s)$ for s' in subgoals do if $s' \in seen$ then continue if not IS_VALID(s, s') then continue $seen.ADD(s')$ $parents[s'] \leftarrow s$ for k in k_0, \dots, k_m do $T.PUSH((k, V(s')), s')$ if SOLVED(s') then $\text{return } LL_PATH(s', parents)$ \triangleright get low-level path, see Alg. 4 return False			function GET_PATH(s_0 , subgoal) $step \leftarrow 0$ $s \leftarrow s_0$ $action_path \leftarrow []$ while $step < C_2$ do $action \leftarrow \pi.PREDICT(s, subgoal)$ $action_path.APPEND(action)$ $s \leftarrow M.NEXT_STATE(s, action)$ if $s = subgoal$ then $\text{return } action_path$ \triangleright success $step \leftarrow step + 1$ return [] \triangleright subgoal is unreachable		
			Algorithm 3 Verification algorithm <hr/> Requires: v verifier network t_{hi} upper threshold t_{lo} lower threshold <hr/> function IS_VALID(s, s') if $v(s, s') > t_{hi}$ then return True else if $v(s, s') < t_{lo}$ then return False return GET_PATH(s, s') $\neq []$		

For INT and Rubik’s Cube, we use transformer models for all the key components. For the Sokoban, we utilize convolutional networks, for details see Appendix B.

4 EXPERIMENTS

We empirically demonstrate the efficiency of Adaptive Subgoal Search on three complex reasoning domains: Sokoban, Rubik’s Cube, and the inequality proving benchmark INT (Wu et al., 2021). We demonstrate that AdaSubS is the best choice in a family of adaptive methods. Interestingly, even weaker methods in this class also outperform non-adaptive baselines. Finally, we show that AdaSubS has strong out-of-distribution generalization properties on INT.

As the performance metric, we use the success rate, defined as the fraction of solved problem instances. The computational budget is defined as the graph size, i.e., the number of nodes visited during the search and evaluated with a neural network (subgoal generator, value function, verifier, or conditional low-level policy). In Appendix C we provide details concerning the number of neural network calls, wall-time evaluations and memory usage.

4.1 EXPERIMENTAL DOMAINS AND DATASETS

Sokoban is a puzzle in which the goal is to push boxes on target locations. It is a popular testing ground for classical planning methods (Lipovetzky & Geffner, 2012), and deep-learning approaches (Guez et al., 2019; Miłoś et al., 2019). Sokoban is considered to be hard (Fern et al., 2011) due to its combinatorial complexity. Finding a solution for a given Sokoban board is an NP-hard problem. In our experiments we used 12×12 Sokoban boards with four boxes.

Rubik’s Cube is a celebrated 3D puzzle with over 4.3×10^{19} possible configurations (Korf, 1997). Recently Agostinelli et al. (2019); Czechowski et al. (2021) have developed methods for solving Rubik’s Cube using neural networks.

INT is a benchmark for automated theorem proving proposed by (Wu et al., 2021). It consists of a generator of mathematical inequalities and a tool for proof verification. An action (proof step) in INT is a string containing an axiom and a specification of its input entities, making the action space effectively infinite and thus challenging search algorithms.

To collect offline trajectories datasets for Rubik’s Cube, we generate random paths of length 20 starting from the solved cube and take them in reversed order. For INT we use the generator provided by Wu et al. (2021). For Sokoban, we use the expert data generated by a reinforcement learning agent (Miłoś et al., 2019). Detailed information is contained in Appendix D.

4.2 PROTOCOL AND BASELINES

Our protocol consists of three stages. In the first one, an offline dataset is prepared, see Section 4.1 and Appendix D. Secondly, we use this dataset to train the learnable components of AdaSubS: the family of subgoal generators, verifier network, and value network, see Section 3.1. Evaluation is the final step in which the algorithm’s performance. We measure *success rate* using 1000 instances of a problem for each domain.

As baselines, we use BestFS and kSubS, both with the same models’ checkpoints as AdaSubS. The former is a well-known class of search algorithms (including A^*), which, among others, performs strongly on problems with high combinatorial complexity (Pearl, 1984), achieves state-of-the-art results in theorem proving (Polu & Sutskever, 2020), and strong results on Rubik’s Cube (Agostinelli et al., 2019; Czechowski et al., 2021). BestFS baseline selects actions with a trained policy network.

kSubS is the first general learned hierarchical planning algorithm shown to work on complex reasoning domains (Czechowski et al., 2021) (called BF-kSubS there), attaining strong results on Sokoban and Rubik’s Cube, and INT. kSubS can be view as a non-adaptive version of AdaSubS realized by a suitable hyperparameters choice: a single subgoal generator and inactive verifier ($\tau_{lo} = 0, \tau_{hi} = 1$).

For details on the hyperparameter choice for our method and the baselines see Appendix F. For more detailed description of the baselines see Appendix E.

4.3 MAIN RESULTS: IN- AND OUT- OF DISTRIBUTION PERFORMANCE

AdaSubS shows overall strong in- and out- of distribution performance. The results for the former regime are presented in Figure 2, which shows that AdaSubS is able to make use of search capacity in the most effective manner, practically dominating other methods across the graph size spectrum. Taking a closer look at the low computational budgets, one can observe that AdaSubS achieves significantly positive success rates while the competing methods struggle. Perhaps the most striking difference is observed for INT, where at the budget of 50 nodes AdaSubS achieves around 60% success rate, while kSubS has the success rate close to zero and BestFS does not exceed 10%. This is particularly impressive since the budget of 50 nodes is only slightly larger than three times the considered proof length. To summarize, AdaSubS performs well in low computational regimes, which can be helpful in systems that need to solve search problems under compute or memory constraints.

At the far end of the computational budget spectrum, AdaSubS still performs the best, achieving above 90% performance in each environment ($\sim 95\%$ for INT, 100% for Rubik’s Cube, and 93% for Sokoban). Importantly, when success rates are high, and consequently the absolute differences between methods’ results seem to be low, it is instructive to think about failure rates instead. For instance, in the case of INT (the proof length 15) the failure rate of kSubS is 9%, almost twice the failure rate of AdaSubS. For more results on low and high budgets, see Tables 10-12 in Appendix H.4.

For the out-of-distribution analysis, we used INT, an environment designed to study this phenomenon. Namely, we investigate how methods trained on the proofs of length 15 perform on problems with longer proofs, see Figure 3. The length 15 is the longest considered in the literature (Czechowski et al., 2021), and we go much further, studying the proof lengths up to 28. AdaSubS retains more than 50% of its performance, suffering a relatively slow decay of 3.5% (on average) per one step of the proof. This stands in stark contrast to kSubS, which already loses half of its performance at the proofs of length 21. AdaSubS not only outperforms kSubS at each difficulty level

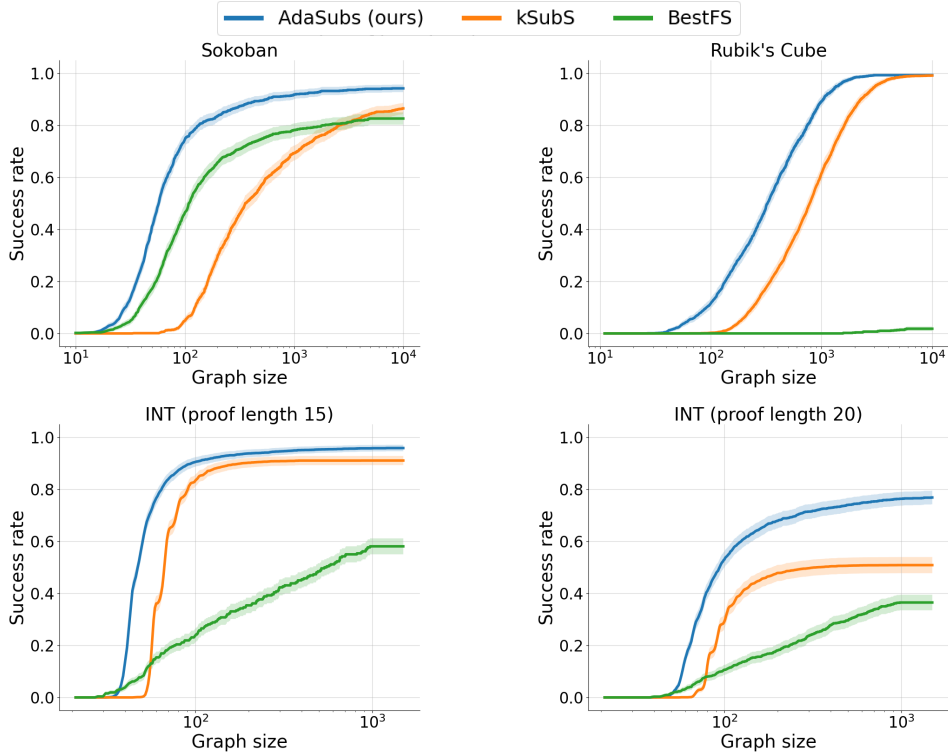


Figure 2: The success rates of AdaSubS, kSubS, and BestFS expressed in terms of graph size. The figure in the bottom right shows the out-of-distribution performance of methods evaluated on INT with the proof length 20 but trained on length 15. The remaining figures present the in-distribution performance. The results were measured on a fixed set of 1000 problems for each domain. Shaded areas indicate 95% confidence intervals.

but also achieves the most significant advantage on the hardest problems. As an additional study, we provide a full profile of the success rate with respect to the graph size for the proof length 20; see bottom right corner of Figure 2. Adaptive Subgoal Search performs much better than the baselines, with the biggest advantage for large budgets. Results for the other environments, namely Sokoban and Rubik, are included in Appendix K.

The performance boost of AdaSubS over the baselines stems from two components: the verifier and the adaptiveness of subgoal selection. The former allows to assign a bigger fraction of a computational budget on search, by recovering a part of it from CLLP. This could in principle already provide significant gain to the method. However, as shown in Table 1 and Tables 10-12 in Appendix H.4, verifier helps, but only to a limited degree. Consequently, the majority of the improvement stems from the algorithmic novelty offered by the adaptive procedure. The adaptivity mechanism in AdaSubS creates this interesting dynamic that incentivizes the method to be optimistic about choosing the subgoal distances while providing the safety net in case this optimism fails. How it works in practice can be nicely seen in Sokoban, where AdaSubS uses 8-subgoals 91.8% of the time, 4-subgoals 7.4% of the time, and 2-subgoals the remaining 0.8% of the time².

As a final note, Figure 2 can be used to infer the computational budget required for achieving a certain success rate. Additionally, the ratio of success rate to the graph size can measure the efficiency of the chosen budget, while the derivative of the success rate with respect to graph size provides the marginal utility of the increase in the budget.

4.4 DEVELOPING ADAPTIVE SEARCH METHODS

In this section, we present a comprehensive empirical study of four adaptive methods. This lets us draw two main conclusions: adaptive search methods outperform non-adaptive ones, and *Longest-*

²Additionally, the 8-generator, the 4-generator, and the 2-generator generate subgoals that are on average 6.9, 3.9, and 2.0 steps away, respectively. For AdaSubS parameters see Table 7 in Appendix F.

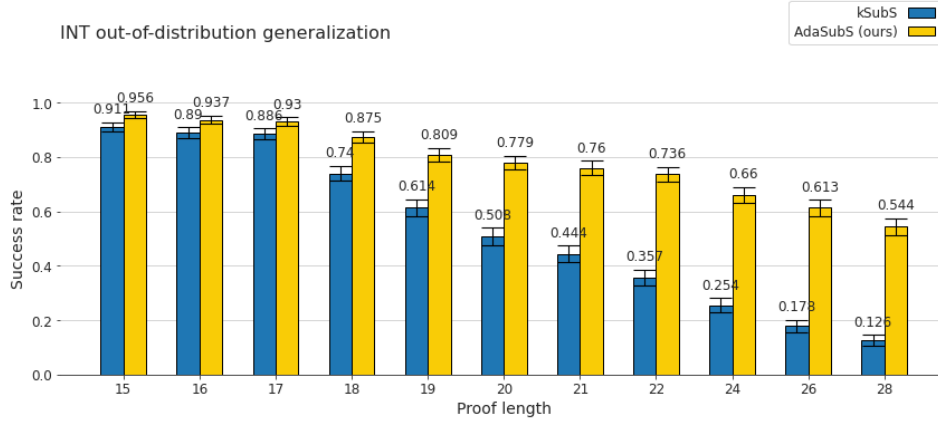


Figure 3: Out-of-distribution performance of AdaSubS and kSubS for long proofs in INT with budget of 5000 nodes. Both methods were trained on proofs of length 15. Error bars correspond to 95% confidence intervals.

first (on which AdaSubS is based) is the most efficient adaptive procedure. We present full results for INT, the hardest environment, and shortened results for Rubik and Sokoban, see Table 1. The complete set of numerical results, along with an extended discussion, can be found in Appendix H.

The four adaptive methods presented in this section are implemented using the search method³. Their adaptivity mechanism is defined by setting the way the subgoals are generated and the order in which the states are processed⁴. This happens in two distinguished lines in Algorithm 1 and changing them determines how the search prioritizes various distances.

INT						Rubik (with verifier)		
						400 nodes		6000 nodes
						with verifier	without	
						with verifier	without	
BestFS			-		1.7%	-		36.7%
kSubS	$k = 4$		2.2%	0.1%	82.4%	83.0%		
	$k = 3$		4.0%	0.2%	89.6%	90.7%		
	$k = 2$		2.1%	0.5%	89.8%	91.7%		
	$k = 1$		0.0%	0.0%	34.7%	46.0%		
MixSubS	$k = [4, 3, 2]$		0.0%	0.0%	94.6%	95.0%		
	$k = [3, 2, 1]$		0.0%	0.0%	92.2%	92.9%		
	$k = [3, 2]$		17.0%	14.8%	92.2%	93.5%		
Iterative mixing	iterations = $[1, 1, 1]$		32.0%	30.1%	87.0%	88.6%		
	iterations = $[10, 1, 1]$		43.0%	44.8%	95.1%	96.0%		
	iterations = $[4, 2, 1]$		54.0%	52.1%	93.6%	95.5%		
Strongest-first			39.5%	40.8%	88.5%	89.8%		
Longest-first			59.0%	51.5%	95.7%	95.5%		

Sokoban (small budget, 100 nodes)		

Table 1: (left) Results for the INT environment. For each case, except specified otherwise, the distances of subgoal generators are $k = [3, 2, 1]$. (right) Shortened results for Rubik and Sokoban, for complete results see Table 11 and Table 12. The results were obtained on 1000 problems each, which yields $\pm 3\%$ Bernoulli 95% confidence intervals.

Specifically, we designed and tested the following methods: *MixSubS*, *Iterative mixing*, *Strongest-first*, *Longest-first*. Each method uses a set of n generators $\rho_{k_1}, \dots, \rho_{k_n}$ trained to produce subgoals on different distances $k_1 < \dots < k_n$ (recall Section 3.1 for training details). A more detailed description of the methods (and pseudocodes) can be found in Appendix H.

³Adaptivity may also be implemented using the subgoal generator. We considered various approaches in this category, however, they did not perform better than the non-adaptive baseline kSubS, see Appendix H.3. We speculate that assessing the state difficulty is a hard learning problem; thus, it might be easier to handle it by a search mechanism.

⁴For similar considerations in classical planning, see multi-heuristic best-first search (Helmert, 2006).

- *MixSubS* is the simplest approach, in which for each processed state we generate one subgoal from each generator ρ_{k_i} ($\text{subgoals} \leftarrow \bigcup_{j=1}^n \rho_{k_j}(s)$). In each iteration, *MixSubS* chooses a state with the highest value estimation $V(s)$ to process.
- *Iterative Mixing* is similar to *MixSubS* and allows for advanced schedules of generators to be used. In the consecutive iterations, the i -th generator is used to expand l_i nodes before switching to the next generator. This allows us to flexibly prioritize the better generators, but at the cost of tuning additional hyperparameters l_1, \dots, l_n . For these reasons, it is not practical, but useful as a reference point.
- *Strongest-first* uses one generator at a time ($\text{subgoals} \leftarrow \rho_{k_\ell}(s)$), where k_ℓ is the longest distance not previously used in s . In each iteration, *Strongest-first* chooses a state with the highest value estimation $V(s)$ to process.
- *Longest-first* prioritizes long subgoals over the whole search procedure. Only if the queue does not contain any nodes with the highest k , it uses subgoals of lower distances. The nodes are processed in the order of their value estimation $V(s)$.

The high-level conclusion, resulting from our empirical evaluation, is that the performance of methods is roughly ordered as follows: *Longest-first* > *Iterative mixing* > *MixSubS* > *Strongest-first* > *kSubS* > *BestFS*.

In more detail, already the simple *MixSubS* works better than the non-adaptive baselines. In particular, it can outperform the maximum of performances of *kSubS* for each k . This is in line with the intuition that our mixing mechanism can elicit benefits of various distances while avoiding their drawbacks. We conjecture that whenever a single generator begins to struggle, the search advances with the help of another generator, allowing for stable progress. *Iterative mixing* is able to exhibit strong performance; however, it needs tedious schedule tuning for each domain.

Strongest-first and *Longest-first* implement bias towards longer distances. Even though they are quite similar, they display a large performance difference. We speculate that when *Strongest-first* encounters an area with falsely large value estimates, it wastes a lot of compute to examine it with all subgoal distances. On the other hand, *Longest-first* first explores other areas before using shorter subgoals and thus is able to avoid this problem. We stress that these effects are far from being obvious; however, they occur robustly across our test scenarios.

The verifier is beneficial on small budgets, especially when long subgoals are used. For large budgets, these gains diminish. However, a properly tuned verifier never decreases the results significantly.

5 LIMITATIONS AND FUTURE WORK

Determinism, access to model dynamics Our main focus is combinatorially complex domains. There are many applications of interest in which we can assume access to underlying dynamics and determinism (for example Automated Theorem Proving). Nevertheless, it is an interesting future direction to adjust our method to stochastic domains and learned models.

Reliance on the offline data In our experiments, we need offline datasets of successful trajectories. We leave for future work developing an algorithm based on the expert iteration paradigm.

Path optimization The goal of our algorithm is to find any path leading to the solution. In many real-world problems, it is also important to find a short path or one with a high reward (see Appendix I for optimality measures for Sokoban).

Completeness and memory constraints Our algorithm is not guaranteed to find a solution. We found it is not problematic in practice. If such a property is required, it can be assured by a simple change, see Appendix G.1. However, since AdaSubS keeps a list of visited nodes (see Algorithm 1) and caches some computations (see Algorithm 4), it requires memory proportional to the search budget, which can grow up to the size of the state space when seeking completeness.

Adversarial configuration The performance of AdaSubS can deteriorate when the ability to train its components is reduced and the environment is hard. As an example consider a 'walk-the-line' environment (with states either lying on a unique solving trajectory or leading to a deadstate) and no data to train on.

Combine with recursive search methods In some domains, one can generate useful subgoals for long distances and recursively split the problem (Pertsch et al., 2020a; Parascandolo et al., 2020; Jurgenson et al., 2020). It would be interesting to propose an algorithm that automatically detects when such an approach is possible and combine two ways (our and recursive) of generating subgoals.

6 CONCLUSIONS

We study planning methods that adapt to the local complexity of a solved problem. We concentrate on the adaptive selection of the subgoal distance realized by mixing various subgoal generators. We show that methods based on this principle outperform non-adaptive counterparts. They can tackle complex reasoning tasks as demonstrated on Sokoban, the Rubik’s Cube, and INT. Our main algorithm, AdaSubS, is the best of the tested choices across all the environments and search budgets. Interestingly, AdaSubS exhibits strong out-of-distribution generalization capability, retaining much of its performance for harder problem instances on INT than it was trained for.

REFERENCES

- Forest Agostinelli, Stephen McAleer, Alexander Shmakov, and Pierre Baldi. Solving the rubik’s cube with deep reinforcement learning and search. *Nature Machine Intelligence*, 1(8):356–363, 2019.
- Michael Ahn, Anthony Brohan, Noah Brown, Yevgen Chebotar, Omar Cortes, Byron David, Chelsea Finn, Keerthana Gopalakrishnan, Karol Hausman, Alex Herzog, Daniel Ho, Jasmine Hsu, Julian Ibarz, Brian Ichter, Alex Irpan, Eric Jang, Rosario Jauregui Ruano, Kyle Jeffrey, Sally Jesmonth, Nikhil J Joshi, Ryan Julian, Dmitry Kalashnikov, Yuheng Kuang, Kuang-Huei Lee, Sergey Levine, Yao Lu, Linda Luu, Carolina Parada, Peter Pastor, Jornell Quiambao, Kanishka Rao, Jarek Rettinghouse, Diego Reyes, Pierre Sermanet, Nicolas Sievers, Clayton Tan, Alexander Toshev, Vincent Vanhoucke, Fei Xia, Ted Xiao, Peng Xu, Sichun Xu, and Mengyuan Yan. Do as i can, not as i say: Grounding language in robotic affordances, 2022. URL <https://arxiv.org/abs/2204.01691>.
- Cameron Allen, Michael Katz, Tim Klinger, George Konidaris, Matthew Riemer, and Gerald Tesaro. Efficient black-box planning using macro-actions with focused effects. *IJCAI-21*, 2021.
- Marcin Andrychowicz, Dwight Crow, Alex Ray, Jonas Schneider, Rachel Fong, Peter Welinder, Bob McGrew, Josh Tobin, Pieter Abbeel, and Wojciech Zaremba. Hindsight experience replay. In *Advances in Neural Information Processing Systems 30: Annual Conference on Neural Information Processing Systems 2017, 4-9 December 2017, Long Beach, CA, USA*, pp. 5048–5058, 2017. URL <http://papers.nips.cc/paper/7090-hindsight-experience-replay>.
- Clemens Büchner, Patrick Ferber, Jendrik Seipp, and Malte Helmert. A comparison of abstraction heuristics for rubik’s cube. In *ICAPS 2022 Workshop on Heuristics and Search for Domain-independent Planning*, 2022.
- Karl Cobbe, Vineet Kosaraju, Mohammad Bavarian, Jacob Hilton, Reiichiro Nakano, Christopher Hesse, and John Schulman. Training verifiers to solve math word problems. *arXiv preprint arXiv:2110.14168*, 2021.
- Thomas H Cormen, Charles E Leiserson, Ronald L Rivest, and Clifford Stein. *Introduction to algorithms*. MIT press, 2009.
- Konrad Czechowski, Tomasz Odrzygóźdź, Marek Zbysiński, Michał Zawalski, Krzysztof Olejnik, Yuhuai Wu, Łukasz Kuciński, and Piotr Miłoś. Subgoal search for complex reasoning tasks. *Advances in Neural Information Processing Systems*, 34:624–638, 2021.
- Kuan Fang, Yuke Zhu, Animesh Garg, Silvio Savarese, and Li Fei-Fei. Dynamics learning with cascaded variational inference for multi-step manipulation. *arXiv preprint arXiv:1910.13395*, 2019.

- Alan Fern, Roni Khordon, and Prasad Tadepalli. The first learning track of the international planning competition. *Machine Learning*, 84(1-2):81–107, 2011.
- Maximilian Fickert. Adaptive search techniques in ai planning and heuristic search. 2022.
- Wei Gao, David Hsu, Wee Sun Lee, Shengmei Shen, and Karthikk Subramanian. Intention-net: Integrating planning and deep learning for goal-directed autonomous navigation. In *1st Annual Conference on Robot Learning, CoRL 2017, Mountain View, California, USA, November 13-15, 2017, Proceedings*, volume 78 of *Proceedings of Machine Learning Research*, pp. 185–194. PMLR, 2017. URL <http://proceedings.mlr.press/v78/gao17a.html>.
- Arthur Guez, Mehdi Mirza, Karol Gregor, Rishabh Kabra, Sébastien Racanière, Théophane Weber, David Raposo, Adam Santoro, Laurent Orseau, Tom Eccles, et al. An investigation of model-free planning. In *International Conference on Machine Learning*, pp. 2464–2473. PMLR, 2019.
- Malte Helmert. The fast downward planning system. *Journal of Artificial Intelligence Research*, 26: 191–246, 2006.
- Jeffrey R Hollerman, Leon Tremblay, and Wolfram Schultz. Involvement of basal ganglia and orbitofrontal cortex in goal-directed behavior. *Progress in brain research*, 126:193–215, 2000.
- Dinesh Jayaraman, Frederik Ebert, Alexei A. Efros, and Sergey Levine. Time-agnostic prediction: Predicting predictable video frames. In *7th International Conference on Learning Representations, ICLR 2019, New Orleans, LA, USA, May 6-9, 2019*. OpenReview.net, 2019. URL <https://openreview.net/forum?id=SyzVb3CcFX>.
- Tom Jurgenson, Or Avner, Edward Groshev, and Aviv Tamar. Sub-goal trees a framework for goal-based reinforcement learning. In *International Conference on Machine Learning*, pp. 5020–5030. PMLR, 2020.
- Taesup Kim, Sungjin Ahn, and Yoshua Bengio. Variational temporal abstraction. In Hanna M. Wallach, Hugo Larochelle, Alina Beygelzimer, Florence d’Alché-Buc, Emily B. Fox, and Roman Garnett (eds.), *Advances in Neural Information Processing Systems 32: Annual Conference on Neural Information Processing Systems 2019, NeurIPS 2019, December 8-14, 2019, Vancouver, BC, Canada*, pp. 11566–11575, 2019. URL <https://proceedings.neurips.cc/paper/2019/hash/b5d3ad899f70013367f24e0b1fa75944-Abstract.html>.
- Richard E Korf. Finding optimal solutions to rubik’s cube using pattern databases. In *AAAI/IAAI*, pp. 700–705, 1997.
- Aviral Kumar, Joey Hong, Anikait Singh, and Sergey Levine. Should i run offline reinforcement learning or behavioral cloning? In *International Conference on Learning Representations*, 2021.
- Thanard Kurutach, Aviv Tamar, Ge Yang, Stuart J. Russell, and Pieter Abbeel. Learning plannable representations with causal infogan. In Samy Bengio, Hanna M. Wallach, Hugo Larochelle, Kristen Grauman, Nicolò Cesa-Bianchi, and Roman Garnett (eds.), *Advances in Neural Information Processing Systems 31: Annual Conference on Neural Information Processing Systems 2018, NeurIPS 2018, December 3-8, 2018, Montréal, Canada*, pp. 8747–8758, 2018. URL <https://proceedings.neurips.cc/paper/2018/hash/08aac6ac98e59e523995c161e57875f5-Abstract.html>.
- Nir Lipovetzky and Hector Geffner. Width and serialization of classical planning problems. In *ECAI 2012*, pp. 540–545. IOS Press, 2012.
- Kara Liu, Thanard Kurutach, Christine Tung, Pieter Abbeel, and Aviv Tamar. Hallucinative topological memory for zero-shot visual planning. In *Proceedings of the 37th International Conference on Machine Learning, ICML 2020, 13-18 July 2020, Virtual Event*, volume 119 of *Proceedings of Machine Learning Research*, pp. 6259–6270. PMLR, 2020a. URL <http://proceedings.mlr.press/v119/liu20h.html>.
- Yinhan Liu, Jiatao Gu, Naman Goyal, Xian Li, Sergey Edunov, Marjan Ghazvininejad, Mike Lewis, and Luke Zettlemoyer. Multilingual denoising pre-training for neural machine translation. *CoRR*, abs/2001.08210, 2020b. URL <https://arxiv.org/abs/2001.08210>.

- Amol Mandhane, Anton Zhernov, Maribeth Rauh, Chenjie Gu, Miaosen Wang, Flora Xue, Wendy Shang, Derek Pang, Rene Claus, Ching-Han Chiang, et al. Muzero with self-competition for rate control in vp9 video compression. arXiv preprint arXiv:2202.06626, 2022.
- Drew McDermott, Malik Ghallab, Adele Howe, Craig Knoblock, Ashwin Ram, Manuela Veloso, Daniel Weld, and David Wilkins. PDDL - The Planning Domain Definition Language, 1998.
- Piotr Miłoś, Łukasz Kuciński, Konrad Czechowski, Piotr Kozakowski, and Maciek Klimek. Uncertainty-sensitive learning and planning with ensembles. arXiv preprint arXiv:1912.09996, 2019.
- Bharath Muppasani, Vishal Pallagani, Kausik Lakkaraju, Biplav Srivastava, and Forest Agostinelli. Solving the rubik’s cube with a pddl planner. 2022.
- Suraj Nair and Chelsea Finn. Hierarchical foresight: Self-supervised learning of long-horizon tasks via visual subgoal generation. In 8th International Conference on Learning Representations, ICLR 2020, Addis Ababa, Ethiopia, April 26-30, 2020. OpenReview.net, 2020. URL <https://openreview.net/forum?id=HlgzR2VKDH>.
- Giambattista Parascandolo, Lars Buesing, Josh Merel, Leonard Hasenclever, John Aslanides, Jessica B Hamrick, Nicolas Heess, Alexander Neitz, and Theophane Weber. Divide-and-conquer monte carlo tree search for goal-directed planning. arXiv preprint arXiv:2004.11410, 2020.
- Judea Pearl. Heuristics: intelligent search strategies for computer problem solving. Addison-Wesley Longman Publishing Co., Inc., 1984.
- Karl Pertsch, Oleh Rybkin, Frederik Ebert, Shenghao Zhou, Dinesh Jayaraman, Chelsea Finn, and Sergey Levine. Long-horizon visual planning with goal-conditioned hierarchical predictors. In Hugo Larochelle, Marc’Aurelio Ranzato, Raia Hadsell, Maria-Florina Balcan, and Hsuan-Tien Lin (eds.), Advances in Neural Information Processing Systems 33: Annual Conference on Neural Information Processing Systems 2020, NeurIPS 2020, December 6-12, 2020, virtual, 2020a. URL <https://proceedings.neurips.cc/paper/2020/hash/c8d3a760ebab631565f8509d84b3b3f1-Abstract.html>.
- Karl Pertsch, Oleh Rybkin, Jingyun Yang, Shenghao Zhou, Konstantinos G. Derpanis, Kostas Daniilidis, Joseph J. Lim, and Andrew Jaegle. Keyframing the future: Keyframe discovery for visual prediction and planning. In Alexandre M. Bayen, Ali Jadbabaie, George J. Pappas, Pablo A. Parrilo, Benjamin Recht, Claire J. Tomlin, and Melanie N. Zeilinger (eds.), Proceedings of the 2nd Annual Conference on Learning for Dynamics and Control, L4DC 2020, Online Event, Berkeley, CA, USA, 11-12 June 2020, volume 120 of Proceedings of Machine Learning Research, pp. 969–979. PMLR, 2020b. URL <http://proceedings.mlr.press/v120/pertsch20a.html>.
- Stanislas Polu and Ilya Sutskever. Generative language modeling for automated theorem proving. arXiv preprint arXiv:2009.03393, 2020.
- Silvia Richter and Matthias Westphal. The lama planner: Guiding cost-based anytime planning with landmarks. Journal of Artificial Intelligence Research, 39:127–177, 2010.
- Stuart Russell and Peter Norvig. Artificial intelligence: A modern approach. ed. 3. 2010.
- Nikolay Savinov, Alexey Dosovitskiy, and Vladlen Koltun. Semi-parametric topological memory for navigation. In 6th International Conference on Learning Representations, ICLR 2018, Vancouver, BC, Canada, April 30 - May 3, 2018, Conference Track Proceedings. OpenReview.net, 2018. URL <https://openreview.net/forum?id=SygwwGbRW>.
- Julian Schrittwieser, Ioannis Antonoglou, Thomas Hubert, Karen Simonyan, Laurent Sifre, Simon Schmitt, Arthur Guez, Edward Lockhart, Demis Hassabis, Thore Graepel, Timothy P. Lillicrap, and David Silver. Mastering atari, go, chess and shogi by planning with a learned model. ArXiv, abs/1911.08265, 2019.

- David Silver, Thomas Hubert, Julian Schrittwieser, Ioannis Antonoglou, Matthew Lai, Arthur Guez, Marc Lanctot, Laurent Sifre, Dharshan Kumaran, Thore Graepel, Timothy P. Lillicrap, Karen Simonyan, and Demis Hassabis. Mastering chess and shogi by self-play with a general reinforcement learning algorithm. ArXiv, abs/1712.01815, 2017.
- Yuhuai Wu, Albert Q. Jiang, Jimmy Ba, and Roger Baker Grosse. INT: an inequality benchmark for evaluating generalization in theorem proving. In 9th International Conference on Learning Representations, ICLR 2021, Virtual Event, Austria, May 3-7, 2021. OpenReview.net, 2021. URL <https://openreview.net/forum?id=O6LPudownQm>.
- Tianhe Yu, Deirdre Quillen, Zhanpeng He, Ryan Julian, Karol Hausman, Chelsea Finn, and Sergey Levine. Meta-world: A benchmark and evaluation for multi-task and meta reinforcement learning. In Conference on robot learning, pp. 1094–1100. PMLR, 2020.
- Lunjun Zhang, Ge Yang, and Bradly C. Stadie. World model as a graph: Learning latent landmarks for planning. CoRR, abs/2011.12491, 2020. URL <https://arxiv.org/abs/2011.12491>.

A LOW-LEVEL PATH FUNCTION

The low-level path function (see LL_PATH, Algorithm 4) computes a path from the starting state to the goal state in the environment using low-level actions. However, it is responsible not only for returning the path but also for checking false positive errors of the verifier. Specifically, the verifier can accept an unreachable state in Algorithm 3 and then wrongly include it in the solution path. Thus, LL_PATH has to construct a low-level path and confirm that every step on the way is achievable.

Algorithm 4 Low-level path

```
function LL_PATH(s, parents)
  ▷ parents is the dictionary of parent nodes in the subgoal tree. (S,C) ∈ parents means that
  C is a subgoal for state S
  path ← []
  while s in parents.KEYS() do
    subgoal_path ← GET_PATH(parents[s], s)                                ▷ see Algorithm 2.
    ▷ In practice, to reduce the number of neural network calls, we cache
    ▷ the results of the GET_PATH calls in Alg 1 and retrieve them here.
    if subgoal_path = [] then return False                                ▷ mistake of the verifier
    path ← concatenate(subgoal_path, path)
    s ← parents[s]
  return path
```

B TRAINING DETAILS

B.1 ARCHITECTURES

INT and Rubik’s cube. All components of AdaSubS utilize the same architecture. Specifically, we used mBart, a transformer from the HuggingFace library (see (Liu et al., 2020b)). To make training of the model and the inference faster we reduced the number of parameters: we used 45M learned parameters instead of 680M in the original implementation. We used 6 layers of encoder and 6 layers of decoder. The dimension of the model was set to 512 and the number of attention heads to 8. We adjusted the size of the inner layer of position-wise fully connected to 2048. During the inference, we used beam search with width 16 for INT and width 32 for Rubik’s Cube. Our implementation of the model follows (Czechowski et al., 2021, Appendix B.1)

Sokoban. We used four convolutional neural networks: the subgoal generator, conditional low-level policy, value, and the verifier. They all share the same architecture with a different last layer, depending on the type of output. Each model had 7 convolutional layers with kernel size (3,3) and 64 channels. Conditional low-level policy and verifier need two Sokoban boards as an input, so for these networks we concatenate them (across the last, depth dimension) and we treat two boards as one tensor. For the value function on top of a stack of convolutional layers there is a fully connected layer with 150 outputs representing 150 distances to the goal or. CLLP has analogous final layers with the one exception that there are only two classes: determining if a subgoal is possible to reach by CLLP or not. Network used for generation of subgoals returns two outputs: distribution over possible modifications of a given state, and prediction whether a modified state is a good subgoal. First output is obtained with a fully connected layer, second with global average pooling followed by fully connected layer. Generation of a single subgoal is realised as a sequence of calls to this network. We start from a given state and iteratively apply modifications with high probability assigned by the first head of the network, until the second head predict that no more iterations are needed. (see also Appendix G.1)

B.2 TRAINING PIPELINE

To ensure fair comparison with (Czechowski et al., 2021) we followed their settings of training pipeline.

INT and Rubik’s Cube. To train the models we used the training pipeline from the HuggingFace library (Liu et al., 2020b). We trained our models from scratch without using any pretrained checkpoints. The size of the training batch was 32, the dropout was set to 0.1, and there was no label smoothing. We used the Adam optimizer with the following parameters: $\beta_1 = 0.9$, $\beta_2 = 0.999$, $\epsilon = 10^{-8}$. We applied warm-up learning schedule with 4000 warm-up steps and a peak learning rate of $3 \cdot 10^{-4}$. For inference in INT, we used temperature 1 and for Rubik’s Cube to 0.5 (the optimal value was chosen experimentally).

Sokoban. For the training of all networks we used a supervised setting with the learning rate 10^{-4} and trained for 200 epochs. We used Adam optimizer with $\beta_1 = 0.9$, $\beta_2 = 0.999$ and $\epsilon = 10^{-7}$.

B.3 DATASETS

For dataset used to train all the network see Appendix D.

C COMPUTATIONAL BUDGET ANALYSIS

The default metric of the graph size that we use for comparisons counts all the states visited during the search, both high-level subgoals and intermediate states passed by the CLLP. It is a good estimate of the number of steps the algorithm takes to solve the given problem. For completeness, in this section, we analyze the total number of calls to every learned component of the pipeline for AdaSubS and the baseline kSubS.

Since all of the main components are deep neural networks, their evaluation time dominates the computational budget. Tables 3, 2 and 4 present the average number of calls to each component in 1000 test episodes, fixed for all the methods. That indicates which component consumes the largest part of the computational budget. The results are presented for different numbers of beams (see Appendix G.1) used for sampling predictions from the subgoal generators – the only component that outputs a set of predictions. The default number of beams was 16 for Sokoban and INT, and 32 for the Rubik’s Cube (see Appendix F for the complete list of the parameters).

As the tables show, AdaSubS not only solves more problems within smaller search graphs but also calls each component fewer times, which results in faster inference.

In the Rubik’s Cube, the calls to the generators dominate the computations. However, when using smaller beams, this number can be significantly reduced while preserving the high success rate. In all the environments, AdaSubS is less sensitive to reducing the number of beams than kSubS in terms of performance. This is the case since in AdaSubS every single generator creates less subgoal candidates (see Tables 7-9), thus it does not require wide beam search. Therefore, by reducing the number of beams, AdaSubS can provide strong results within a much shorter time.

In the Rubik’s Cube and Sokoban, using the verifier in AdaSubS significantly reduces the number of calls to the low-level policy. However, in INT it is not the case. In most cases when kSubS fails to find a solution, at some point it cannot create any valid subgoal, thus the search ends early. AdaSubS does not suffer from this issue, since it uses more generators. Thus, it counts the calls even from hard instances that require much larger graphs.

As shown in Table 5, if we count the calls only for the tasks solved by both methods, AdaSubS offers an advantage. Therefore, AdaSubS indeed provides better results within a smaller computational budget compared to kSubS.

Environment	Rubik’s Cube					
Variant	kSubS (32 beams)	kSubS (4 beams)	AdaSubS (32 beams)	AdaSubS (8 beams)	AdaSubS (4 beams)	AdaSubS (2 beams)
Success rate	98.8	97.1	99.2	99.2	99	98.5
Generator calls	6085	852	8872	2205	1244	680
Verifier calls	0	0	277	275	311	340
Policy calls	1330	1526	352	350	395	446
Value calls	259	285	163	162	181	197
Total calls	7675	2664	9666	2994	2133	1665
Wall-time	86.3 sec	49.9 sec	96.1 sec	49.2 sec	47.3 sec	37.3 sec

Table 2: Comparison of the average number of calls to generator, verifier, policy, and value networks for different number of beams (width of beam search in subgoal generation)) and the average wall-time. Results were obtained using fixed 1000 instances of Rubik’s Cube

C.1 MEMORY USAGE

AdaSubS keeps track of the search tree composed of high-level nodes. Thus, the amount of required memory grows linearly with the search budget. However, if we use longer subgoals, the tree is sparse because we do not store the nodes visited by the low-level policy.

Observe that the BestFS baseline, which uses only low-level steps, usually requires much larger memory because it must record every step. In practice, when evaluating the BestFS baseline in

the INT environment, we often had problems with experiments crashing because of exceeding the memory limit on the machine. We never observed similar issues when running AdaSubS.

Environment	Sokoban					
Variant	kSubS (16 beams)	kSubS (8 beams)	kSubS (4 beams)	AdaSubS (16 beams)	AdaSubS (8 beams)	AdaSubS (4 beams)
Success rate	84.4	84.6	82.3	94	94	94.1
Generator calls	2500	1281	746	3389	1692	848
Verifier calls	0	0	0	211	211	212
Policy calls	4576	4693	5554	248	247	247
Value calls	183	187	216	82	82	82
Total calls	7260	6161	6301	3931	2233	1391
Wall-time	48.7 sec	36.6 sec	33.6	54.4	39.3 sec	30.6 sec

Table 3: Comparison of the average number of calls to generator, verifier, policy, and value networks for different number of beams (width of beam search in subgoal generation)) and the average wall-time. Results were obtained using fixed 1000 instances of Sokoban

Environment	INT				
Variant	kSubS (16 beams)	kSubS (4 beams)	AdaSubS (16 beams)	AdaSubS (8 beams)	AdaSubS (4 beams)
Success rate	90.7	89.7	96	96	95.3
Generator calls	107	26.0	362	166	76.3
Verifier calls	0	0	67.9	62.2	57.2
Policy calls	378	366	801	738	659
Value calls	6.9	6.6	14.0	13.0	11.9
Total calls	492	399	1245	974	805
Wall-time	15.3 sec	12.1 sec	43.8 sec	31.9 sec	31.1 sec

Table 4: Comparison of the average number of calls to generator, verifier, policy, and value networks for different number of beams (width of beam search in subgoal generation)) and the average wall-time. Results were obtained using fixed 1000 instances of INT problems.

Environment	INT	
Variant	kSubS	AdaSubS
Generator calls	93.4	102
Verifier calls	0	19
Policy calls	328	300
Value calls	6.2	5.6
Total calls	428	427

Table 5: Comparison of the average number of calls to generator, verifier, policy, and value networks for problems solved by both methods for INT environment.

D DATASETS AND DATA PROCESSING

Sokoban. To collect offline data for Sokoban we used an MCTS-based RL agent from (Miłoś et al., 2019). Namely, the dataset consisted of all successful trajectories obtained by the agent: 154000 trajectories for 12x12 boards with four boxes. We use 15% of states from each trajectory to create the training dataset \mathcal{D} . We performed the split of dataset \mathcal{D} into two parts of equal size: \mathcal{D}_1 and \mathcal{D}_2 . The former was used to train the subgoal generators and conditional low-level policy, while the latter was used to train the verifier network. This split mitigates the possibility of the verifier’s over-optimism concerning the probability of achieving subgoals by CLLP.

INT. We represent both states and actions as strings. For states, we used an internal INT tool for such representation. For actions, we concatenate one token representing the axiom and the arguments for this axiom (tokenized mathematical expressions) following (Czechowski et al., 2021).

To generate the dataset of successful trajectories we used the configurable generator of inequalities from the INT benchmark (see (Wu et al., 2021)). We adjusted it to construct trajectories of length 15 with all available axioms. The dataset used for our experiments consisted of $2 \cdot 10^6$ trajectories.

Rubik’s Cube. To construct a single successful trajectory we performed 20 random permutations on an initially solved Rubik’s Cube and took the reverse of this sequence, replacing each move with its reverse. Using this procedure we collected 10^7 trajectories. Such solutions are usually sub-optimal, since random moves are not guaranteed to increase the distance from the solution. They can even make loops in the trajectories.

D.1 DATASET FOR VERIFIER

The verifier answers the question of whether a given subgoal is reachable by the CLLP. Thus, the dataset for training this component cannot be simply extracted from the offline trajectories.

To get the training samples for the Rubik’s Cube and INT, we run AdaSubS without the verifier. That is, we set $t_{hi} = 1$ and $t_{lo} = 0$, which essentially means that the reachability of all the subgoal candidates is checked solely by CLLP. During the searching, the generators create subgoal candidates, which are then verified by CLLP. Therefore, after working on some problem instances, we obtain a reach dataset of valid and not valid subgoals, marked by CLLP.

For the experiments in Sokoban, the limitation of the size of the offline dataset is an important factor for the final performance. Therefore, to ensure a fair comparison of AdaSubS with baselines, we do not generate additional solutions. Instead, we split the dataset as described above into \mathcal{D}_1 and \mathcal{D}_2 and used only \mathcal{D}_2 to generate data for the verifier. From every trajectory in \mathcal{D}_2 , we sample some root states. For every such state, we use the subgoal generators to predict subgoal candidates. Then, CLLP checks the validity of each of them and we include them in the verifier training dataset.

After collection, it is essential to balance the dataset. Easy instances with short solutions provide fewer datapoints than hard tasks that require a deep search. Thus, it may happen that a substantial fraction of data collected this way comes from a single instance, reducing the diversity of the dataset. We observed such issues, particularly in the INT environment. To prevent this, during the collection of the data for INT, we limit the datapoints that can be collected from a single problem instance to at most 100. This way, we collected about $5 \cdot 10^6$ training samples for the verifier for each domain.

E BASELINES

As baselines, we use BestFS and BF-kSubS.

BestFS is a well-known class of search algorithms (including A^*), which, among others, performs strongly on problems with high combinatorial complexity (Pearl, 1984), achieves state-of-the-art results in theorem proving (Polu & Sutskever, 2020), and strong results on Rubik’s Cube (Agostinelli et al., 2019; Czechowski et al., 2021).

Similarly to AdaSubS, BestFS iteratively expands the graph of visited states by choosing nodes with the highest value and adding its children to the priority queue. However, instead of using children from the subgoal tree, it uses direct neighbors in the environment space. In other words, we use a single policy network to generate neighbor subgoals in the distance of 1 action from a given node and treat it as a new subgoal. One can implement BestFS by replacing the call to a subgoal generator ρ_k in Algorithm 1 with ρ_{BFS} .

The implementation of ρ_{BFS} differs slightly between environments. In Rubik’s Cube, ρ_{BFS} for each action estimates the probability that it leads to the solution. In every iteration, we take the top 3 predictions. In Sokoban, we use the same training objective, but instead of taking a fixed number of actions, we take the smallest subset of actions with estimated probabilities summing to at least 98%. For INT, we use beam search to generate high-probability actions. It is necessary since in INT the actions are represented as sequences.

Algorithm 5 BestFS

Requires: V value function network
 ρ_{BFS} policy
 $SOLVED$ predicate of solution

function SOLVE(s_0)
 $T \leftarrow \emptyset$ ▷ priority queue
 $parents \leftarrow \{\}$
 $T.PUSH((V(s_0), s_0))$
 $seen.ADD(s_0)$ ▷ $seen$ is a set
while $0 < LEN(T)$ and $LEN(seen) < C_1$ **do**
 $_, s \leftarrow T.EXTRACT_MAX()$
 $actions \leftarrow \rho_{BFS}(s)$
for a **in** $actions$ **do**
 $s' \leftarrow ENV_STEP(s, a)$
if $s' \in seen$ **then**
continue
if not $IS_VALID(s, s')$ **then**
continue
 $seen.ADD(s')$
 $parents[s'] \leftarrow s$
 $T.PUSH((V(s'), s'))$
if $SOLVED(s')$ **then**
return $LL_PATH(s', parents)$ ▷ get low-level path, see Alg. 4
return False

BF-kSubS is the first, according to our knowledge, general learned hierarchical planning algorithm shown to work on complex reasoning domains (Czechowski et al., 2021), attaining strong results on Sokoban and Rubik’s Cube and state-of-the-art results on INT. BF-kSubS is a special case of AdaSubS with the following hyperparameters choice: a single subgoal generator and inactive verifier (with $t_{lo} = 0$ and $t_{hi} = 1$) in Algorithm 3).

F HYPERPARAMETERS

Environment	Sokoban	Rubik’s Cube	INT
learning rate	10^{-4}	$3 \cdot 10^{-4}$	$3 \cdot 10^{-4}$
learning rate warmup steps	-	4000	4000
batch size	32	32	32
kernel size	[3, 3]	-	-
weight decay	10^{-4}	-	-
dropout	-	0.1	0.1

Table 6: Hyperparameters used for training.

Environment	Sokoban		
Method	kSubS	MixSubS	AdaSubS (ours)
number of subgoals	4	1	1
number of beams	16	16	16
beam search temperature	1	1	1
k -generators	8	[8, 4, 2]	[8, 4, 2]
number of steps to check (C_2)	10	[10, 6, 4]	[10, 6, 4]
max steps in solution check	-	18	18
max nodes in search tree (C_1)	5000	5000	5000
acceptance threshold of verifier (t_{hi})	-	0.99	0.99
rejection threshold of verifier (t_{lo})	-	0.1	0.1

Table 7: Hyperparameters used for evaluation in the Sokoban environment.

Environment	the Rubik’s Cube		
Method	kSubS	MixSubS	AdaSubS (ours)
number of subgoals	3	1	1
number of beams	32	32	32
beam search temperature	0.5	0.5	0.5
k -generators	4	[4, 3]	[4, 3, 2]
number of steps to check (C_2)	4	[4, 3]	[4, 3, 2]
max steps in solution check	-	4	4
max nodes in search tree (C_1)	5000	5000	5000
acceptance threshold of verifier (t_{hi})	-	0.995	0.995
rejection threshold of verifier (t_{lo})	-	0.0005	0.0005

Table 8: Hyperparameters used for evaluation in the Rubik’s Cube environment.

Most of the hyperparameters, both for training and evaluation, are either default or have little impact on the performance of the algorithms. The values are in line with (Czechowski et al., 2021), which ensures fair comparison.

The parameter C_1 (see Algorithm 1) controls the number of high-level nodes in the search tree. It is lower than the actual graph size that we use for comparisons since it counts neither the intermediate states visited by CLLP nor the subgoals that turned out to be invalid. That hyperparameter was chosen so that it allows all the evaluated algorithms to reach the graph size values used for comparison in Figure 2 and others in Section 4.

F.1 TUNING THE HYPERPARAMETERS

The most important training hyperparameter that has to be tuned is the learning rate. To do this, we compared the prediction accuracy for ten training runs corresponding to ten learning rates in

Environment	INT		
Method	kSubS	MixSubS	AdaSubS (ours)
number of subgoals	4	2	3
number of beams	16	16	16
beam search temperature	1	1	1
k -generators	3	[3, 2, 1]	[3, 2, 1]
number of steps to check (C_2)	3	[3, 2, 1]	[3, 2, 1]
max steps in solution check	-	5	5
max nodes in search tree (C_1)	400	400	400
acceptance threshold of verifier (t_{hi})	-	1	1
rejection threshold of verifier (t_{lo})	-	0.1	0.1

Table 9: Hyperparameters used for evaluation in the INT environment.

the range $[10^{-5}; 10^{-3}]$. We shared the training hyperparameters across all the components for each environment, as they share the same network architecture.

In evaluation, the most important hyperparameter of AdaSubS is the set of k -generators. To select the set for Sokoban, we started with small values of k (e.g., 1 or 2) and increased k multiplicatively, doubling it as long as the new set of generators performed better. We used a similar procedure in Rubik’s Cube and INT, but due to the bounds on the optimal path length (at most 26 and 15, respectively), we increased k additively (incrementing k by one). This way, we have chosen $k = [8, 4, 2]$ for Sokoban, $k = [4, 3, 2]$ for Rubik’s Cube, and $k = [3, 2, 1]$ for INT. When evaluating a set of generators, we also need to set the number of subgoals each generator should output. Thus, each time we tried three different values ($\{1, 2, 3\}$ for Rubik’s Cube and Sokoban, $\{2, 3, 4\}$ for INT) and used the one that resulted in the highest success rate. We ran the evaluation pipeline 15 times to tune that parameter. The other parameters have rather minor impact on the results, thus we did not tune them extensively.

For kSubS, we took the values of k used in (Czechowski et al., 2021) for Rubik’s Cube and INT. For Sokoban, we use $k = 8$ since it outperforms $k = 4$ proposed in this work.

In the case of the verifier thresholds, we want high precision and high recall (see discussion in Section 4.5). While "loose" thresholds increase the processing speed, "tight" thresholds usually result in higher solved rates. To solve this trade-off, we propose to set the thresholds giving roughly 99% recall for the lower threshold and 99% precision for the upper. After estimating the parameters of the verifiers, it turned out that in the case of Sokoban, Rubik’s Cube, and INT, the thresholds should be in the intervals $[0; 0.1]$ and $[0.9; 1]$. The final values were determined by running a grid search over five values in each interval. That required running the evaluation about 25 times. Note that since the verifier is used to increase the processing speed, it is enough to tune the thresholds only for the final version of the pipeline.

We train INT and Rubik’s Cube components on a single GPU for about three days. The components for Sokoban are trained on CPUs for about a day. The evaluations in all the environments were also performed on CPU nodes. See Appendix J for the details of the actual infrastructure used in this project. Therefore, to properly tune the parameters, requires ten training runs on GPU and 40 evaluations on CPU nodes for each environment.

G COMPONENTS OF THE ADASUBS

G.1 SUBGOAL GENERATORS

The main purpose of the subgoal generator is to propose subgoal candidates in every iteration of the planner loop. That is, given the current state s of the environment it should output other states that are a few steps closer to the goal g .

We train a k -generator by extracting training data from successful trajectories. Let s_0, s_1, \dots, s_n be a trajectory that leads to the goal s_n . For every state s_i we train the k -generator network to output the state s_{i+k} , exactly k steps ahead. Provided with a dataset of trajectories, this is a supervised objective. Clearly, a state that is k steps ahead does not need to be exactly k steps closer to the solution, especially if the trajectories include noise or exploration. However, it is guaranteed to be at most k steps closer, which allows setting reliable limits for the reachability checking.

In a simple approach, k is a hyperparameter that needs to be fixed, as proposed by (Czechowski et al., 2021). However, this is a strong limitation if the environment exhibits the variable complexity problem. Therefore, AdaSubS instead uses a set of generators, trained for different values of k . This way, the planner can adjust the expansion to match the local complexity of the problem. Additionally, training a set of generators can be easily parallelized.

For our generators, we use the transformer architecture. The input state is encoded as a sequence of tokens, as described in (Czechowski et al., 2021, Appendix C). The network produces another sequence of tokens on the output, which is then decoded to a subgoal state. The output sequence is optimized for the highest joint probability with beam search – the consecutive tokens are sampled iteratively and a fixed number of locally best sequences passes to the next iteration. This way, the generator allows sampling of a diverse set of subgoals by adjusting the beam width and sampling temperature. The exact number of the subgoals that the generators output are given in Appendix F.

As noted in Section 3.1, for the Sokoban environment instead of transformers we use simple convolutional networks. In this domain, the subgoal is created by a sequence of changes to the input state. The generator network is trained to predict the probability of changing for every pixel. Then, the subgoals are obtained as a sequence of modifications that maximize the joint probability. For simplicity, in AdaSubS we use beam search for all the domains, including Sokoban.

During the inference, the generators output a limited set of subgoals to explore. Thus, if the generators are not trained well enough, even provided an infinite computational budget, the search may fail to find a solution to the given problem, even if one exists. However, with a slight modification, AdaSubS can be guaranteed to find a solution to any given problem (or correctly report that the solution does not exist). We achieve that by adding an exhaustive single-step policy as the last generator. It would populate an empty queue with all children of the highest valued not yet expanded node. Observe that such a modification never decreases the score since the dummy generator is called only when the search is about to fail. In practice such a modification is not necessary to obtain strong results.

G.2 CONDITIONAL LOW-LEVEL POLICY (CLLP)

When we want to add a subgoal candidate to our search tree, we need to check whether it is reachable from the current state. This can be done using CLLP – a mapping that given a state and a subgoal produces a sequence of actions that connects those configurations, or claim there is no. Specifically, the policy network, given the state and subgoal, iteratively selects the best action and executes it until the subgoal is reached or a threshold number of steps is exceeded, as shown in Algorithm 2.

CLLP is trained to imitate the policy that collected the training data. For every pair of states s_i, s_j that are located at most d steps from each other, it is trained to predict the action a_i , taken in the state s_i . Such action may not be optimal but usually it leads closer to s_j . The threshold d controls the range of the policy, as it is trained to connect states that are at most d steps away. Thus, it is essential to set the hyperparameter d to a value that is greater than the distances of all the generators used.

It is essential that the policy can successfully reach the correct subgoals, as it is the necessary condition to add them to the search tree. The training metrics show that in all our environments the policy can reach more than 95% of correct subgoals. This fraction is even higher for short distances.

G.3 VERIFIER

To check whether a k -subgoal is reachable with the conditional policy, we need to call it up to k times. If we decide to use generators with long horizons, it becomes a significant computational cost. To mitigate this issue, we use the verifier that estimates the validity of a subgoal candidate in a single call. During the search, the generated subgoal candidates are evaluated by the verifier. For each of them, it estimates whether they are valid and outputs its confidence. If the returned confidence exceeds a fixed threshold, we do not run the costly check with the conditional policy. We perform such a check only in case the verifier is uncertain (see Algorithm 3).

At the end of the search, when a solving trajectory is found, we need to find the paths between all the pairs of consecutive subgoals that were omitted due to the verifier (see Algorithm 4). Since the length of the final trajectory is usually much smaller than the search tree, that final check requires much less computations.

It should be noted that the verifier estimates validity with respect to the conditional policy that is used. In case a valid subgoal is generated but the policy cannot reach it for some reason, it cannot be used to build the search tree anyway, for no solution that uses it can be generated in the final phase. Thus, the verifier should be trained to predict whether the CLLP that is used can reach the subgoal, rather than whether it is reachable by an optimal policy.

To train the verifier, we run our pipeline on some problem instances. All the subgoals created by the generators are validated with CLLP. This way, eventually we obtain a dataset of reachable and unreachable subgoal candidates. We train the verifier network to fit that data. Unlike for the other components, training the verifier does not require access to any trajectories, only to a number of problem instances.

G.4 VALUE FUNCTION.

The value function $V : \mathcal{S} \rightarrow \mathbb{R}$ estimates the negative distance between the current state s and the goal state g . During the search, this information is used to select the most promising nodes to expand. For every trajectory s_0, \dots, s_n in the dataset it is trained to output $i - n$ given s_i . We opted for a simple training objective but any value function can be used in the algorithm.

G.5 QUALITY OF ADASUBS COMPONENTS

The effectiveness of AdaSubS depends on the quality of its trainable components, below we present analysis for generators and verifiers.

Generator: k trade-off. The quality of generators deteriorates when k is increased. In Sokoban, nearly 90% of subgoals created with the 4-generator are valid (according to CLLP), however at the same time for the 16-generator, this statistic drops to 50%. Similarly, in Rubik’s Cube, about 82% of subgoals proposed by the 4-generator are valid, while the 3-generator has over 99% accuracy. On the other hand, longer distances are beneficial for search as they allow to build sparser search trees and achieve a solution faster. It turns out that the optimal choice of k depends on the search budget. It pays off to be optimistic (i.e., choose long distances) for small budgets, while more prudent choices get the upper hand when more compute is available. Crucially, AdaSubS with multiple generators successfully resolves the trade-off, outperforming every single generator, see Figure 4.

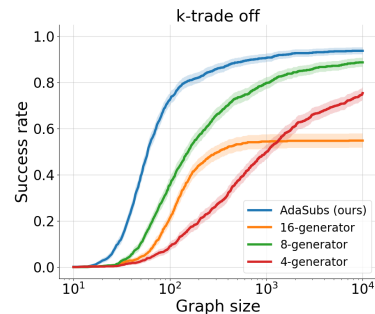


Figure 4: Comparison of success rates for different subgoal generators for Sokoban. AdaSubS- k describes using a single generator with distance k .

Verifier: precision and recall For each subgoal, the verifier outputs a classification probability p , which is used to accept the subgoal (if $p > t_{hi}$), reject the subgoal (if $p < t_{lo}$) or to pass to the further verification (if $p \in [t_{lo}, t_{hi}]$) by CLLP. For the acceptance task, we require high precision, as one false positive can lead to a failure of the whole search procedure. This leads to high value of the corresponding parameter t_{hi} (e.g. for Sokoban $t_{hi} = 0.99$, which corresponds to the precision of 97%). For the rejection task, we do not want to reject true positives, i.e., we aim for high recall. In this case, errors usually increase the search cost; the corresponding parameter t_{lo} is set to $t_{lo} = 0.1$ for Sokoban (this gives the recall of 99%). Additionally, for the verifier to be useful, we want to avoid passing subgoals to the further verification $p \in [t_{lo}, t_{hi}]$. It turns out that for the selected thresholds, the verifier is able to assess 70% states without the CLLP assistance.

H DEVELOPING ADAPTIVE SEARCH METHODS

There are many natural ways to incorporate adaptivity to the subgoal search pipeline. We experimented with several designs to find one that gives strong results in any domain. Here we provide detailed description of all the tested variants and the numerical results of their evaluation in our environments. Their implementations can be found in Section H.2.

An adaptive algorithm should adjust the complexity of the proposed subgoals to the local complexity of the environment in the neighbourhood of the processed state. This can be realized with the following two approaches:

- Use adaptive planner that provided a list of k -generators, in every step selects the most promising node and a generator to expand it.
- Use adaptive subgoal generator that instead of proposing fixed-distance subgoals learns to automatically adjust the distance.

H.1 ADAPTIVE PLANNERS

When implementing the adaptivity with the planner, we need to specify a list of k -generators $\rho_{k_0}, \dots, \rho_{k_m}$. In every iteration, the algorithm will select a node to expand and generators from the list that will create the new subgoals. This way, it can directly control the complexity of the subgoals and adapt to the current state and progress of the search.

MixSubS. Given a list of trained k -generators, a simple approach is to call all of them each time a node is expanded. In every iteration, we choose the node with the highest value in the tree and add subgoals proposed by each generator ρ_{k_0} to ρ_{k_m} . See Algorithm 6 for the implementation.

Observe that in the easy areas of the environment the search will progress fast, since the furthest subgoal will most likely have the highest value, so it will be chosen as the next node to expand. On the other hand, in the hard parts the shortest generators are more likely to provide subgoals that advance towards the target at least a step.

This method already achieve superior results compared to single generators, both on small and large budget. In the Rubik environment, it even reaches 100% solved cubes. MixSubS offer the advantage of planning with different horizons, but at the same time, it produces many unnecessary nodes in the easy areas, where taking only long steps suffices to solve the task. Additionally, one may want to prioritize the generators that perform better, which cannot be done with this method.

Iterative mixing. In this approach, we specify a number of iterations l_i for each generator ρ_{k_i} . We use ρ_{k_0} to expand the highest-valued nodes in the first l_0 iterations. Then, we use ρ_{k_1} to expand the best nodes in the following l_1 iterations and the procedure follows for the consecutive generators. After finishing with the last one, we start again from the beginning. See Algorithm 7 for the implementation.

This algorithm offers the flexibility of specifying the exact number of iterations for each generator, which forms an explicit prioritization. It can resemble some of the listed algorithms for carefully chosen l_i . However, tuning the number of iterations requires much more effort than the other parameter-free algorithms do. Therefore, we experimented with another two mixing approaches that in every iteration select the generator automatically.

Strongest-first. Another natural implementation of the planner is to choose the node with the highest value and expand it with the longest generator that was not used there yet. See Algorithm 8 for the implementation. While this greedy approach maintain clear advantage over single generators, it is outperformed by most of the mixing methods, even the simple mixes. We hypothesize that this method is more sensitive to the errors of the value function – if the search enters an area that the value function estimates too optimistically, it spends too much time trying to exploit it.

Longest-first (used by AdaSubS). This method in every iteration selects the longest generator that has at least one node to expand and highest-valued node for that generator in the queue. This way, it explicitly prioritizes using the longest generators and turns to the shorter only when the search is stuck. See Algorithm 9 for the implementation. As shown in the tables below, this method outperforms all other designs, in all the environments and within all budget constraints. It prioritizes

the better generators, but does not require specifying any additional hyperparameters. Therefore, we consider it the best mixing algorithm and use in AdaSubS as the default planner.

H.2 ADAPTIVE PLANNERS IMPLEMENTATIONS

In this section we provide the implementations of the planners. The lines highlighted in blue indicate the differences with the AdaSubS code. All the methods require specifying the list of generators $\rho_{k_0}, \dots, \rho_{k_m}$. The Iterative mixing planner additionally requires a list of iterations l_0, \dots, l_m .

Algorithm 6 MixSubS

```

function SOLVE( $s_0$ )
   $T \leftarrow \emptyset$  ▷ priority queue
   $\text{parents} \leftarrow \{\}$ 
   $T.\text{PUSH}((V(s_0), s_0))$ 
   $\text{seen}.\text{ADD}(s_0)$ 
  while  $0 < \text{LEN}(T)$  and  $\text{LEN}(\text{seen}) < C_1$  do
     $\_, s \leftarrow T.\text{EXTRACT\_MAX}()$ 
     $\text{subgoals} \leftarrow \{\rho_{k_1}(s), \dots, \rho_{k_m}(s)\}$ 
    for  $s'$  in  $\text{subgoals}$  do
      if  $s'$  in  $\text{seen}$  then continue
      if not  $\text{IS\_VALID}(s, s')$  then
        continue
       $\text{seen}.\text{ADD}(s')$ 
       $\text{parents}[s'] \leftarrow s$ 
       $T.\text{PUSH}((V(s'), s'))$ 
      if  $\text{SOLVED}(s')$  then
        return  $\text{LL\_PATH}(s', \text{parents})$ 
  return False

```

Algorithm 7 Iterative mixing

```

function SOLVE( $s_0$ )
   $T_{k_1} \leftarrow \emptyset$  ▷  $m + 1$  priority queues
   $\text{parents} \leftarrow \{\}$ 
  for  $k$  in  $k_0, \dots, k_m$  do
     $T_k.\text{PUSH}((V(s_0), s_0))$ 
   $\text{seen}.\text{ADD}(s_0)$ 
   $\text{cnt} \leftarrow 0$  ▷ Iterations counter
   $\text{id} \leftarrow 0$  ▷ Current generator id
  while  $0 < \text{LEN}(T)$  and  $\text{LEN}(\text{seen}) < C_1$  do
    if  $\text{cnt} = l_{\text{id}}$  or  $\text{LEN}(T_{k_{\text{id}}}) = 0$  then
       $\text{id} \leftarrow (\text{id} + 1) \% (m + 1)$ ,  $\text{cnt} \leftarrow 0$ 
     $\text{cnt} \leftarrow \text{cnt} + 1$ 
     $\_, s \leftarrow T_{k_{\text{id}}}.\text{EXTRACT\_MAX}()$ 
     $\text{subgoals} \leftarrow \rho_{k_{\text{id}}}(s)$ 
    for  $s'$  in  $\text{subgoals}$  do
      if  $s'$  in  $\text{seen}$  then continue
      if not  $\text{IS\_VALID}(s, s')$  then
        continue
       $\text{seen}.\text{ADD}(s')$ 
       $\text{parents}[s'] \leftarrow s$ 
      for  $k$  in  $k_0, \dots, k_m$  do
         $T_k.\text{PUSH}((V(s'), s'))$ 
      if  $\text{SOLVED}(s')$  then
        return  $\text{LL\_PATH}(s', \text{parents})$ 
  return False

```

Algorithm 8 Strongest-first

```

function SOLVE( $s_0$ )
   $T \leftarrow \emptyset$  ▷ priority queue with lexicographic order
   $\text{parents} \leftarrow \{\}$ 
  for  $k$  in  $k_0, \dots, k_m$  do
     $T.\text{PUSH}(((V(s_0), k), s_0))$ 
   $\text{seen}.\text{ADD}(s_0)$ 
  while  $0 < \text{LEN}(T)$  and  $\text{LEN}(\text{seen}) < C_1$  do
     $(\_, k), s \leftarrow T.\text{EXTRACT\_MAX}()$ 
     $\text{subgoals} \leftarrow \rho_k(s)$ 
    for  $s'$  in  $\text{subgoals}$  do
      if  $s'$  in  $\text{seen}$  then continue
      if not  $\text{IS\_VALID}(s, s')$  then
        continue
       $\text{seen}.\text{ADD}(s')$ 
       $\text{parents}[s'] \leftarrow s$ 
      for  $k$  in  $k_0, \dots, k_m$  do
         $T.\text{PUSH}(((V(s'), k), s'))$ 
      if  $\text{SOLVED}(s')$  then
        return  $\text{LL\_PATH}(s', \text{parents})$ 
  return False

```

Algorithm 9 Longest-first

```

function SOLVE( $s_0$ )
   $T \leftarrow \emptyset$  ▷ priority queue with lexicographic order
   $\text{parents} \leftarrow \{\}$ 
  for  $k$  in  $k_0, \dots, k_m$  do
     $T.\text{PUSH}(((k, V(s_0)), s_0))$ 
   $\text{seen}.\text{ADD}(s_0)$ 
  while  $0 < \text{LEN}(T)$  and  $\text{LEN}(\text{seen}) < C_1$  do
     $(k, \_), s \leftarrow T.\text{EXTRACT\_MAX}()$ 
     $\text{subgoals} \leftarrow \rho_k(s)$ 
    for  $s'$  in  $\text{subgoals}$  do
      if  $s'$  in  $\text{seen}$  then continue
      if not  $\text{IS\_VALID}(s, s')$  then
        continue
       $\text{seen}.\text{ADD}(s')$ 
       $\text{parents}[s'] \leftarrow s$ 
      for  $k$  in  $k_0, \dots, k_m$  do
         $T.\text{PUSH}(((k, V(s')), s'))$ 
      if  $\text{SOLVED}(s')$  then
        return  $\text{LL\_PATH}(s', \text{parents})$ 
  return False

```

H.3 ADAPTIVE GENERATORS

A k -generator is trained to propose subgoals that should be exactly k steps ahead. However, instead of matching a fixed distance, it can opt for long subgoals when the next steps are clear and short when difficulties appear, or both if it is not certain.

Implementing this idea requires changing the training of the generator. Given a training trajectory, for each state s_i we need to select the target state $s_{t(i)}$ that should be the output of the generator. We tested a few methods that select this target.

Longest-reachable We use the low-level conditional policy to estimate the local complexity around s_i . Specifically, we choose $s_{t(i)}$ to be the furthest state on the trajectory such that it is reachable from s_i with the CLLP and so do all its predecessors. In other words, we check whether CLLP starting in s_i can reach s_{i+1} , s_{i+2} , etc. When we find the first state s_j that is not reachable, we set $t(i)$ to be $j - 1$.

Intuitively, this approach makes the generator learn to output subgoals as distant as possible, but still reachable for CLLP. However, this way the targets are selected on the borderline of reachability, which may lead to too hard subgoals in some cases.

Sampling-reachable To make the target state selection more robust, we modify the reachability verification. Instead of greedily following the best action determined by CLLP probabilities, in every step we sample the action. This way, we are more likely to take suboptimal actions, so the selected target should be reachable with higher confidence.

Secondary-reachable Another method of making more robust selection is to follow the action with the lowest probability that exceeds a fixed threshold, e.g. 25%. Intuitively, we follow the action that CLLP consider as good, but is less certain than in case of the highest-ranked. Therefore, a subgoal reached in this way should be reachable with even higher confidence when following the greedy actions.

Our experiments show that the adaptive generators trained according to those designs perform well in the environments we consider. For instance, all the methods reach nearly 90% solve rate on Sokoban. However, none of them provide better results than the kSubS baseline. Therefore in this work we focus on planner-based adaptivity and leave tuning the adaptive generators pipeline for future work.

H.4 BENCHMARKING RESULTS

Tables 10-12 show the numerical results achieved by the adaptive planners described in section H.1, compared to baselines: BestFS and kSubS. For some of the methods a few variants are provided. In each table, the longest-first, strongest-first and iterative mixing methods use the same set of generators: $[3, 2, 1]$ for INT, $[4, 3, 2]$ for Rubik, and $[8, 4, 2]$ for Sokoban. Our main algorithm, Adaptive Subgoal Search, uses the longest-first planner and the verifier network.

		INT			
		Small budget (50 nodes)		Large budget (1000 nodes)	
		with verifier	without	with verifier	without
BestFS		-	1.7%	-	36.7%
kSubS	k=4	2.2%	0.1%	82.4%	83.0%
	k=3	4.0%	0.2%	89.6%	90.7%
	k=2	2.1%	0.5%	89.8%	91.7%
	k=1	0.0%	0.0%	34.7%	46.0%
MixSubS	k=[4,3,2]	0.0%	0.0%	94.6%	95.0%
	k=[3,2,1]	0.0%	0.0%	92.2%	92.9%
	k=[3,2]	17.0%	14.8%	92.2%	93.5%
Iterative mixing	iterations=[1,1,1]	32.0%	30.1%	87.0%	88.6%
	iterations=[10,1,1]	43.0%	44.8%	95.1%	96.0%
	iterations=[4,2,1]	54.0%	52.1%	93.6%	95.5%
Strongest-first		39.5%	40.8%	88.5%	89.8%
Longest-first (AdaSubS)		59.0%	51.5%	95.7%	95.5%

Table 10: INT benchmark

		Rubik			
		Small budget (400 nodes)		Large budget (6000 nodes)	
		with verifier	without	with verifier	without
BestFS		-	0.0%	-	1.8%
kSubS	k=4	28.8%	24.5%	98.6%	98.8%
	k=3	19.3%	18.6%	95.6%	95.4%
	k=2	8.2%	4.5%	99.0%	95.8%
	k=1	0.5%	0.5%	76.5%	76.5%
MixSubS	k=[4,3,2]	29.1%	20.9%	99.1%	100.0%
	k=[4,3]	49.1%	45.1%	99.2%	100.0%
Iterative mixing	iterations=[1,1,1]	33.5%	23.0%	99.2%	100.0%
	iterations=[10,1,1]	50.6%	43.6%	99.1%	99.9%
	iterations=[4,2,1]	48.4%	41.2%	99.2%	100.0%
Strongest-first		33.4%	27.1%	99.0%	99.9%
Longest-first (AdaSubS)		58.0%	52.4%	99.2%	100.0%

Table 11: Rubik benchmark

Sokoban					
		Small budget (100 nodes)		Large budget (5000 nodes)	
		with verifier	without	with verifier	without
BestFS		-	45.9%	-	82.6%
kSubS	k=16	13.7%	5.1%	60.5%	63.5%
	k=8	26.0%	4.7%	85.6%	84.4%
	k=4	8.2%	2.6%	68.1%	65.5%
	k=2	1.4%	0.7%	40.0%	38.3%
MixSubS	k=[8,4,2]	52.7%	37.7%	91.7%	90.2%
	k=[16,8,4]	55.6%	44.9%	89.1%	89.0%
Iterative mixing	iterations=[1,1,1]	52.7%	37.7%	91.7%	90.2%
	iterations=[10,1,1]	68.3%	58.6%	92.5%	92.1%
	iterations=[4,2,1]	64.5%	52.6%	93.5%	93.2%
Strongest-first		54.6%	41.9%	92.0%	90.8%
Longest-first (AdaSubS)		72.2%	63.4%	93.4%	93.6%

Table 12: Sokoban benchmark

I OPTIMALITY OF SOLUTIONS FOR SOKOBAN

We did an additional experiment for Sokoban: we used simple BFS to find the optimal path, and we compared its length with the outcome of AdaSubS. The results are the following (tested on 600 Sokoban boards):

- For 7% of boards, AdaSubS found the optimal solution.
- The average difference between the length of the AdaSubS solution and the optimal solution is 15 steps.
- On average, the AdaSubS solution is 38% longer than the optimal one.

J INFRASTRUCTURE USED

We performed experiments using two types of hardware: with and without access to GPUs. In the former, we used nodes equipped with a single Nvidia V100 32GB card or Nvidia RTX 2080Ti 11GB. Each such node had 4 CPU cores and 168GB of RAM. In the latter, we used nodes equipped with Intel Xeon E5-2697 2.60GHz CPU with 28 cores and 128GB RAM.

Each transformer model was trained on a single GPU node for 3 days. Sokoban models were trained on CPU nodes (due to the small size of the models).

K OUT-OF-DISTRIBUTION ANALYSIS

In Rubik’s Cube, we trained the generators on very short trajectories, obtained by applying only 10 random moves to the ordered cube (that covers about $7 \cdot 10^9$ configurations, compared to $4 \cdot 10^{19}$ in total). Even with such limited data, AdaSubS succeeded in solving 99% of the fully scrambled cubes we tested.

In Sokoban, we check that AdaSubS trained on boards with 4 boxes can tackle instances with 5, 6, and 7 boxes. Specifically, it solves 87%, 82%, and 74% cases, respectively, while kSubS only 74%, 67%, and 56%, respectively. The results are presented in Figure 5. Observe that just like in the case of INT, AdaSubS consistently has twice a lower failure rate than kSubS on OOD instances.

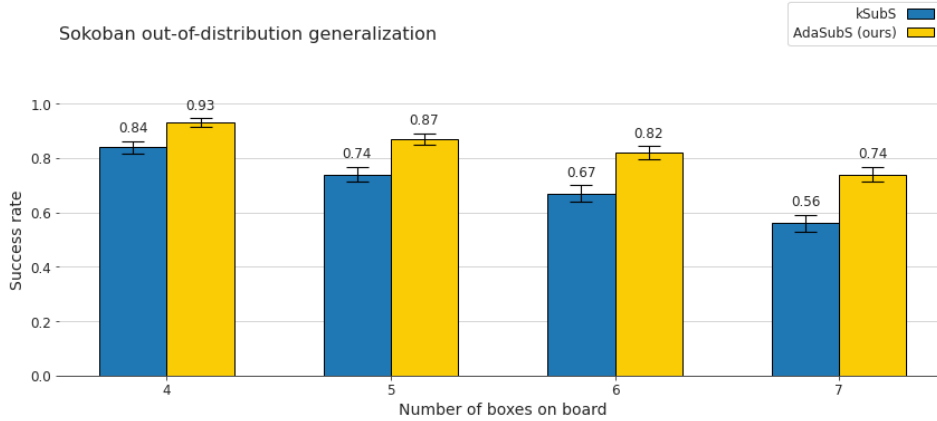


Figure 5: Out-of-distribution performance of AdaSubS and kSubS for Sokoban boards with more boxes, with budget of 5000 nodes. Both methods were trained on instances with 4 boxes. Error bars correspond to 95% confidence intervals.