
Fast and Precise: Adjusting Planning Horizon with Adaptive Subgoal Search

Michał Zawalski *
University of Warsaw
m.zawalski@uw.edu.pl

Michał Tyrolski *
University of Warsaw
michal.tyrolski@gmail.com

Konrad Czechowski *
University of Warsaw
k.czechowski@mimuw.edu.pl

Damian Stachura
Jagiellonian University
damian.stachura1@gmail.com

Piotr Piękos
University of Warsaw
piotrpiekos@gmail.com

Tomasz Odrzygóźdź
IDEAS NCBR
tomaszo@impan.pl

Yuhuai Wu
Google Research
& Stanford University
yuhuai@google.com

Łukasz Kuciński
Polish Academy of Sciences
lkucinski@impan.pl

Piotr Miłoś
Polish Academy of Sciences,
deepsense.ai
pmilos@impan.pl

Abstract

Complex reasoning problems contain states that vary in the computational cost required to determine a good action plan. Taking advantage of this property, we propose Adaptive Subgoal Search (AdaSubS), a search method that adaptively adjusts the planning horizon. To this end, AdaSubS generates diverse sets of subgoals at different distances. A verification mechanism is employed to filter out unreachable subgoals swiftly and thus allowing to focus on feasible further subgoals. In this way, AdaSubS benefits from the efficiency of planning with longer subgoals and the fine control with the shorter ones. We show that AdaSubS significantly surpasses hierarchical planning algorithms on three complex reasoning tasks: Sokoban, the Rubik’s Cube, and inequality proving benchmark INT, setting new state-of-the-art on INT.

1 Introduction

When solving hard problems, people often try to decompose them into smaller parts that are typically easier to complete [11]. Similarly, *subgoal search methods* aim to solve complex tasks by considering intermediate subgoals that advance towards the goal. Besides their intuitive appeal, such approaches offer many practical advantages. Most notably, they allow for deeper search within a smaller computational budget and reduce the negative impact of approximation errors. *Subgoal search* methods powered by deep learning have shown promising results for continuous control tasks, such as robotic arm manipulation [21, 12, 22, 7, 26, 17, 34] and navigation [14, 31, 9, 28]. Recently, [5] showed that the usage of a subgoal generator can greatly improve search efficiency on discrete domains with high combinatorial complexity.

This paper builds upon the following important observation: many complex reasoning problems contain states that vary in complexity, measured by the computational cost required to determine a good action plan. To illustrate this, imagine driving a car. When traversing a crowded, narrow,

*equal contribution, MZ and MT implemented most of the experiments, KC led the project

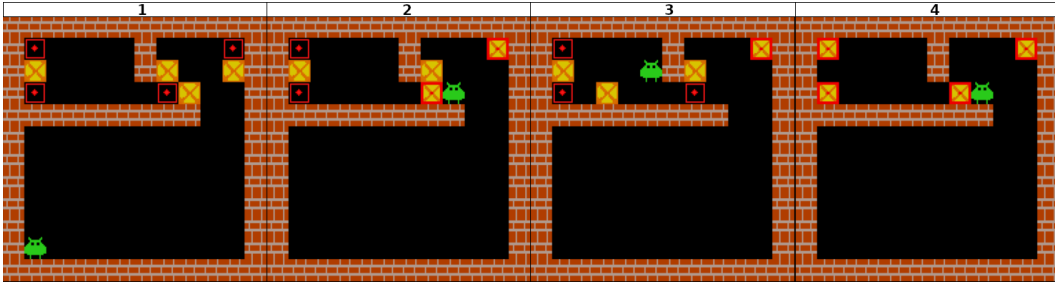


Figure 1: Adaptive subgoals in practice: First, the agent identifies a distant subgoal, which is going to the area with all the boxes. The next subgoals (frame 2 and 3) contains crucial decisions about positions of the boxes, therefore the subgoal is much closer. Finally, the agent is left with simple task of pushing all boxes onto the corresponding targets, hence the subgoal can be distant again (see frame 3 and frame 4).

winding street, it is crucial to focus on the closest events: the next turn to make, the next car to avoid, etc. However, after entering a straight, empty street, it is enough to think about reaching its far end. This suggests that careful balancing of the subgoal distance is desirable: choose longer subgoals, if possible, to advance faster towards the goal, and choose shorter subgoals to power through the harder states. Hence, the question arises whether it is possible and, if so, how to incorporate this adaptive subgoal generation procedure into subgoal search methods. In this paper, we answer this question affirmatively.

We propose a novel planning algorithm *Adaptive Subgoal Search*, which adaptively selects amongst subgoals with different horizons. Our method benefits both from the efficiency of planning with longer subgoals and from the reliability of the shorter ones. AdaSubS *prioritizes further distances*, retracting to shorter only when stuck. To make this optimistic approach successful, we introduce a *verifier network*. This function assesses whether the proposed subgoal is valid and reachable. It, thus, allows to efficiently discard faulty subgoals, which are common and more costly to detect in longer horizons. Importantly, AdaSubS is a data-driven algorithm, and its key components are implemented as learnable deep models. In particular, the subgoal generators and the verifier network are based on transformer architecture [32] and trained on offline data.

We test Adaptive Subgoal Search on three complex reasoning tasks: Sokoban, the Rubik’s Cube, and the inequality theorem prover INT [33]. AdaSubS significantly surpasses hierarchical planning algorithms on Sokoban and the Rubik’s Cube and sets new state-of-the-art on INT.

Our main contributions are the following: ²

1. We propose Adaptive Subgoal Search (AdaSubS), a new algorithm that adjusts the planning horizon to take into account the varying complexity of the state space. The key elements of AdaSubS are *the mechanism of adaptive selection of subgoal distance* and *verifier network*.
2. We experimentally validate AdaSubS performance on three complex environments: Sokoban, the Rubik’s Cube, and INT, showing strong performance. It outperforms other hierarchical planning algorithms and sets the new state-of-the-art on a challenging setting in INT. Namely, for the problems with the proof length 15 which uses all available axioms, it achieves 96%, compared to the previous 91%.
3. We provide insights into the reasons behind the strong performance of AdaSubS. We show that using longer distances can lead to faster search for small computational budgets but is detrimental otherwise. Mixing various distances of subgoals is overall beneficial. Finally, with a verifier, one can use optimistic prioritization, which gives an additional boost.

²The code of our method is available at https://github.com/AdaptiveSubgoalSearch/adaptive_subs

2 Related work

The combination of planning algorithms with deep learning is an active area of research. It provided impressive results e.g. in automated theorem proving [27], games of chess and Go [30], Atari benchmark [29] and video compression [19].

In the field of hierarchical planning, majority of deep-learning-based methods has focused on visual domains [14, 22, 25, 21, 12, 7, 26] or on landmark-based navigation methods [28, 17, 9, 31, 34]. This body of work often relies on variational autoencoders for compression of visual observations and uses planning mechanisms suitable for continuous control settings.

There exist many approaches to hierarchical planning utilizing different temporal distances. [14] and [26] uses hierarchical variational models to learn the temporal structure of tasks by reconstructing the visual state sequences. [25, 23, 13] recursively construct a plan by generating subgoals in the middle between the existing ones. These works have been shown to work on domains with limited combinatorial complexity. They often make an assumption of being able to generate the middle state, and thus, arguably, unlikely to cover harder scenarios.

Recently, [5] has shown how combinatorially complex domains can be treated with a subgoal-based method. Their method has a similar structure to our Adaptive Subgoal Search; however, it lacks the ability to address variable environment variable complexity. By using the mechanism of adaptive selection of the subgoal generation distance and verifier, we successfully tackle this problem, confirmed by significant performance gains over [5].

Our verifier is based on an idea similar to [4]. They propose a verifier network that is used to assess the correctness of sequences sampled from the language model. [15] uses a verification mechanism to approximate distances between states and optimize plans in latent space with gradient descent in continuous control domains. Functionally, our verifier resembles an affordance function from [3], which is used there to score the feasibility of hypothetical robotic plans.

3 Method

In this work, we propose Adaptive Subgoal Search (AdaSubS), a subgoal-based search algorithm designed to solve tasks that can be formulated as a search over a graph with a known transition model. It implements an adaptive approach to adjust the planning horizon that accounts for the fact that environment states vary in the amount of computation required to determine good action plans.

AdaSubS (see Algorithm 1) utilizes the following key components: *subgoal generators*, *verifier*, *conditional low-level policy* (CLLP), and *value function*. These components are implemented using trained neural networks. To solve a task, AdaSubS iteratively builds a tree of subgoals reachable from the initial state until the target state is reached or the search budget depleted. In each iteration, it chooses a node in the tree that is expanded by one of the generators. The chosen generator creates a few subgoal candidates, i.e., states expected to be a few steps closer to the target than the current node. For each of them, we use the verifier and CLLP to check whether they are valid and reachable within a few steps. Finally, for the correct subgoals, we compute their value function, place them in the search tree, and the next iteration follows.

AdaSubS follows the general design of Best-First Search BestFS (BestFS); thus the key design decision is how we prioritize nodes to expand and choose generators to produce subgoals. We defer the answer to these questions after providing details of the algorithm components (see also Appendix G).

Subgoal generators. Subgoal generator, or more precisely k -subgoal generator, takes a state as input and returns a diverse set of new candidate states expected to be k step closer to the solution. The key trade-off, which AdaSubS needs to address, is that further subgoals, i.e., those for higher

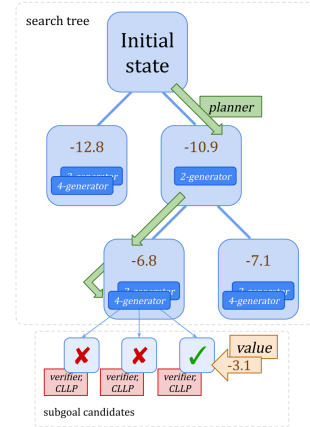


Figure 2: An example iteration of the search performed by AdaSubS.

values of k , advance faster towards the target but are also increasingly harder to generate and verify. We typically use a few (e.g., 5) generators implemented with transformer neural networks.

Conditional low-level policy (CLLP). CLLP returns a path of low-level actions between two states (see Algorithm 2). CLLP calls iteratively a conditional low-level policy network (PN) implemented as a transformer. PN takes as input the current and target states and returns an action. It is possible that CLLP is not able to reach the target, in which case an empty sequence is returned. The role of CLLP is two-fold: it serves as a mechanism allowing AdaSubS to transition between subgoals, and together with the verifier network, it is used in the subgoal verification algorithm (see Algorithm 3).

Verifier. The verifier network is used in the verification algorithm (see Algorithm 3), to answer the following binary classification question: given a starting state and a goal state, is it possible to reach the latter from the former using conditional low-level policy? Computationally, evaluation of the verifier network is faster than CLLP. However, since the network is trained, we expect two types of error to occur: accept invalid subgoals or reject valid subgoals. To control these error levels, the verification algorithm accepts (resp. rejects) a subgoal if the verifier network values are above (resp. below) a certain threshold. In the remaining case, the algorithm falls back on CLLP to decide whether to keep or discard a given subgoal.

Value function. The value function is a transformer neural network that estimates the negative distance between the current state and the goal state. This information is later used by the planner when selecting the next node to expand.

Adaptive Subgoal Search. The particular way in which AdaSubS chooses nodes to expand and a generator to produce subgoals implements an adaptive mechanism adjusting the planning horizon. The key difficulty to tackle is that further subgoals, despite being capable of advancing the search faster, are more likely to be faulty. Nevertheless, we assume an optimistic approach prioritizing the longer distances (e.g., higher k). If the search using the long steps is stuck, the planner retracts and expands the most promising, high-value nodes with shorter, more conservative subgoals. The verifier network is instrumental in mitigating the risks of this daring strategy, as it allows to reject faulty subgoals efficiently. This way, by traversing easier parts using fast long-distance subgoals and conservative ones in harder parts, AdaSubS adapts to the variable complexity of the environment.

Algorithm 1 presents a simple implementation of this approach. The nodes in the search tree are placed in a max-priority queue T with keys, being the pairs (k, v) of the next subgoal distance and its estimated value, sorted in the lexicographical order. In this way, Algorithm 1 uses the highest k possible, searching with the BestFS strategy over values. This might get stuck if for the given k all generated subgoal are invalid (faulty or unreachable), in which case we expand for shorter distances. If successful, we go back to generating with the highest value of k . After reaching the target states AdaSubS reconstructs the path of subgoals and fills it with low-level actions, see function `LL_PATH` in Algorithm 4.

3.1 Training objectives

The components of AdaSubS are trained using a dataset of offline trajectories of subsequent states and actions: $(s_0, a_0), \dots, (s_{n-1}, a_{n-1}), s_n$. We do not assume that they are perfect; for some of our environments, even randomly generated trajectories turn out to be sufficient. Details on how the data is collected for each domain can be found in Section 4.1 and Appendix Appendix B.

Provided with such data, we train the k -generators to map s_i onto s_{i+k} . The value function is trained to map s_i onto $(i - n)$. CLLP is trained to map (s_i, s_{i+d}) onto a_i for every $d \leq k_{\max}$ (k_{\max} is the maximal distance of the subgoal generators used).

We note that AdaSubS still works, albeit much worse, if we disable verifier network (e.g. by setting $\tau_{hi} = 1$ and $\tau_{lo} = 0$ in Algorithm 3). We use this, to gather a dataset of subgoals and their reachability verified by CLLP. This dataset is used to train the verifier network. For details see Appendix D.

For INT and the Rubik’s Cube, we use transformer models for all the key components. For the Sokoban, we utilize convolutional networks, for details see Appendix B.

Algorithm 1 Adaptive Subgoal Search			Algorithm 2 Conditional low-level policy		
Requires:	C_1	max number of nodes	Requires:	C_2	steps limit
	V	value function network		π	conditional low-level policy network
	$\rho_{k_0}, \dots, \rho_{k_m}$	subgoal generators		M	model of the environment
	SOLVED	predicate of solution			
function SOLVE(s_0) $T \leftarrow \emptyset$ \triangleright priority queue with lexicographic order $parents \leftarrow \{\}$ for k in k_0, \dots, k_m do $T.PUSH((k, V(s_0)), s_0)$ $seen.ADD(s_0)$ \triangleright seen is a set while $0 < LEN(T)$ and $LEN(seen) < C_1$ do $(k, _), s \leftarrow T.EXTRACT_MAX()$ $subgoals \leftarrow \rho_k(s)$ for s' in $subgoals$ do if s' in $seen$ then continue if not IS_VALID(s, s') then continue $seen.ADD(s')$ $parents[s'] \leftarrow s$ for k in k_0, \dots, k_m do $T.PUSH((k, V(s')), s')$ if SOLVED(s') then $\text{return } LL_PATH(s', parents)$ \triangleright get low-level path, see Alg. 4 return False			function GET_PATH(s_0 , subgoal) $step \leftarrow 0$ $s \leftarrow s_0$ $action_path \leftarrow []$ while $step < C_2$ do $action \leftarrow \pi.PREDICT(s, subgoal)$ $action_path.APPEND(action)$ $s \leftarrow M.NEXT_STATE(s, action)$ if $s = subgoal$ then $\text{return } action_path$ $step \leftarrow step + 1$ return []		
			Algorithm 3 Verification algorithm		
			Requires:	v	verifier network
				t_{hi}	upper threshold
				t_{lo}	lower threshold
			function IS_VALID(s, s') if $v(s, s') > t_{hi}$ then return True else if $v(s, s') < t_{lo}$ then return False return GET_PATH(s, s') $\neq []$		

4 Experiments

In our main experiments, we show that Adaptive Subgoal Search achieves strong results on three complex reasoning domains: Sokoban, Rubik’s Cube, and the inequality proving benchmark INT [33]. In particular, AdaSubS outperforms other hierarchical planning methods and sets a new state-of-the-art on INT.

Furthermore, we aim to answer the following questions: a) What are suitable choices of subgoal distances and corresponding trade-off? b) What are the other methods of search using adaptive subgoal distances? c) What is the contribution of AdaSubS components to the performance?

As the main performance metric, we use the success rate, which is the fraction of solved problem instances. The computational budget is defined as the graph size, i.e., the number of nodes visited during search and evaluated with a neural network (subgoal generator, value function, verifier, or conditional low-level policy). For alternative comparison taking into account number of calls to separate neural networks see Appendix C.

4.1 Experimental domains and datasets

We conduct experiments on the set of three diverse domains requiring search: Sokoban, Rubik’s Cube, and inequality proving benchmark INT.

Sokoban is a combinatorial puzzle, where the player’s goal is to push boxes on target locations. This environment is a popular testing ground for classical planning methods [16] and deep-learning approaches [10, 20]. Sokoban is considered to be hard [8], due to its combinatorial complexity. Finding a solution for a given Sokoban board is an NP-hard problem [6].

Rubik’s Cube is a challenging 3D combination puzzle with over 4.3×10^{18} possible configurations. Recently [1] showed that reinforcement learning agents with a high computational budget could find

near-optimal solutions for this domain. [5] showed how to solve the puzzle with BestFS and MCTS planning efficiently.

INT is a benchmark for automated theorem proving proposed by [33]. It consists of a generator of mathematical inequalities and a tool for the verification of proofs. An action (proof step) in INT is a string containing an axiom and a specification of its input entities, making the action space effectively infinite and thus challenging search algorithms.

To collect the offline trajectories dataset we follow the approach of [5]. For Sokoban, we use the expert data generated by a reinforcement learning agent [20]. For Rubik’s Cube, we generate random paths of length 20 starting from the solved cube and reverse them. For INT we use the generator provided by [33]. Detailed information is contained in Appendix D.

4.2 Training protocol and baselines

Our training protocol follows three stages. In the first stage, the offline dataset is prepared in the same way as in [5], see Section 4.1. In the second stage, we use the dataset from the first stage to train the learnable components of AdaSubS: the family of subgoal generators, the verifier network, and the value network, see Appendix B for more details. Evaluation is the final stage, where the algorithm’s performance, measured by the success rates, is calculated. For details on the hyperparameter choice for our method and baselines see F. As baselines, we use BestFS and BF-kSubS. The former is a well-known class of search algorithms (including A^*), which, among others, performs strongly on problems with high combinatorial complexity [24], achieves state-of-the-art results in theorem proving [27], and strong results on Rubik’s Cube [2, 5].

BF-kSubS is the first general learned hierarchical planning algorithm shown to work on complex reasoning domains [5], attaining strong results on Sokoban and Rubik’s Cube, and state-of-the-art results on INT. BF-kSubS can be realised as a special case of AdaSubS with right hyperparameters choice: a single subgoal generator and inactive verifier (with $\tau_{lo} = 0$ and $\tau_{hi} = 1$).

For all three environments, we use BF-kSubS with CLLP based on the policy network. Additionally, for Sokoban we include a version of BF-kSubS which uses a limited depth exhaustive search as CLLP, denoted by BF-kSubS ES³. The choice between BF-kSubS and BF-kSubS ES impacts how the graph size is computed, as in the latter the nodes visited by CLLP are not included in the count.

4.3 Main results

The most important finding of the paper is that AdaSubS performs the best across considered environments and computational budgets. The biggest gain from adaptive adjusting of subgoal horizons can be seen for small and medium graph sizes.

Figure 3 presents how the success rate depends on *graph size* – the search budget, defined as the total number of graph nodes visited by Algorithm 1. Precisely, we count all nodes in which at least one neural network was called; this includes nodes visited by the conditional low-level policy.

Rubik’s cube. For all search budgets AdaSubS significantly outperforms BF-kSubS and BestFS on small and moderate computational budgets; for the highest budget of 5000 nodes, the difference between BF-kSubS and AdaSubS is within the error range.

INT. Our experiments are conducted on the hardest INT setting considered in literature so far [5], that is problems with the proof length 15 which use all available axioms. For all search budgets AdaSubS has higher success rates than BF-kSubS and BestFS. For the large budgets, our method sets the new state-of-the-art on INT with **96%** success rate, compared to **91%** of [5]. Strikingly, for the budget of 50 nodes, which is only slightly larger than three times the length of the shortest solution, AdaSubS solve already half of the problems. We speculate that our adaptive mechanism takes advantage of the fact that some instances are easier and can indeed be solved quickly.

Sokoban. AdaSubS outperforms kSubS and BestFS for all search budgets and BF-kSubS ES for medium and large budget. BF-kSubS ES is significantly better than other baselines, and for the budget of 100 nodes, it has an even higher success rate than AdaSubS. Note, however, that BF-

³This is in fact how BF-kSubS was implemented for Sokoban in [5].

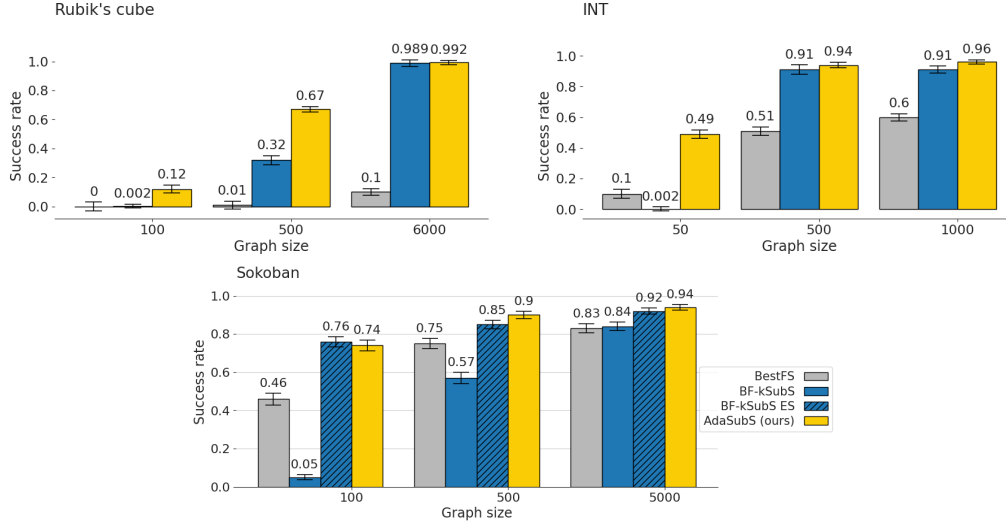


Figure 3: The performance of Adaptive Subgoal Search in comparison to baselines. The success rate is measured on 1000 instances of a given problem, 95% confidence intervals are shown.

kSubS ES takes advantage of the Sokoban property that CLLP can be replaced with an exhaustive search (it is possible due to a small number of actions and the small cost of environment simulation).

4.4 Different k trade-offs

Different distances of subgoal generator give complementary advantages during the search. Consider AdaSubS with only a single subgoal generator. For small search budget, we often observe that using long-distance generators gives better success rates than short distances, while for large budgets it is the other way around. See Figure 4 for a comparison of different distances for Sokoban and Rubik.

This makes intuitive sense: long distance subgoals allow to build more sparse graphs and traverse to the solution faster, but are also more prone to errors. For example, in Sokoban nearly 90% of subgoals created with the 4-generator are valid (according to CLLP) but for 16-generator this ratio drops to 50%. Similarly, in the Rubik’s Cube, about 82% of subgoals proposed by 4-generator are valid, while the 3-generator has over 99% accuracy.

In INT, the 3-generator turned out to be the most efficient one. Longer subgoals lead to smaller search trees in terms of the high-level nodes, but on the other hand, they require taking more steps with CLLP. Thus, the k trade-off could be observable also in the case of INT, provided with a sufficiently efficient verifier.

4.5 Ablations

We will now present a sequence of algorithms, starting from BF-kSubS [5] and adding algorithmic improvements to end up with AdaSubS:

1. BF-kSubS
2. BF-kSubS with verifier
3. MixSubS (BF-kSubS with different subgoal distances and verifier)
4. AdaSubS (our novel search mechanism prioritizing longer subgoals)

Each of these elements improves the performance of the search, see Figure 5.

BF-kSubS with verifier. Addition of the verifier improves the success rate of BF-kSubS, especially on small budgets. The difference is particularly visible in Sokoban, where we use the longest gen-

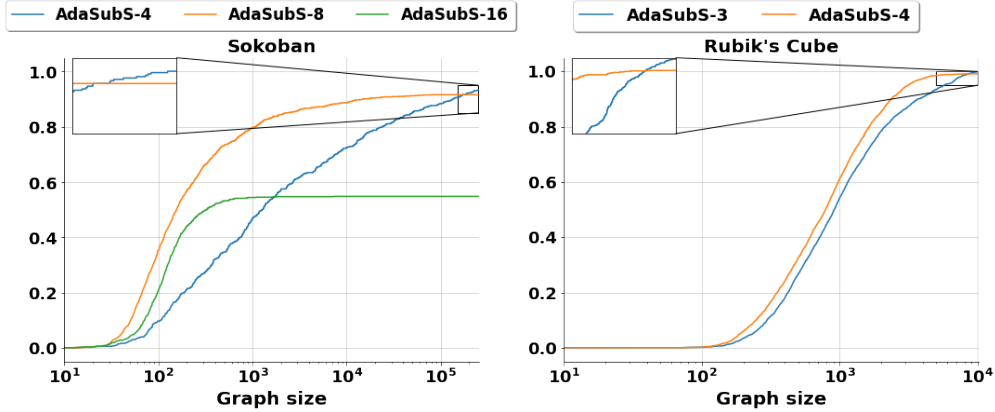


Figure 4: Comparison of success rates for different subgoal generators for Sokoban and Rubik’s Cube. AdaSubS- k describes our method using a single k -generator only.

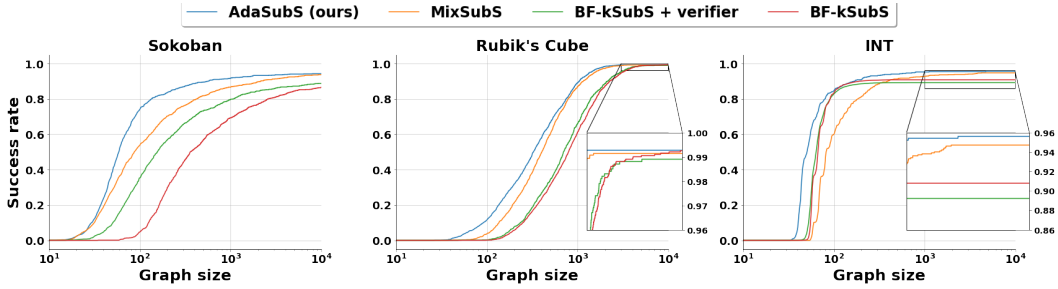


Figure 5: Comparison of success rate as function of computational budget for ablations of Adaptive Subgoal Search

erators (up to 8 steps). Thus, using the verifier enables AdaSubS to use more optimistic steps with a smaller impact on the budget.

MixSubS. The next improvement is an addition of subgoal generators with various horizons, which we call MixSubS. Consider a modification of BF-kSubS that at each expand step uses a set of subgoal generators for different distances (instead of just one) and adds all the predicted states to the priority queue. Such an approach can leverage different planning horizons but does not explicitly prioritize using longer subgoals. MixSubS significantly improves the success rate over BF-kSubS, both on small and large search graphs.

AdaSubS. To take full advantage of different subgoal distances, we prioritize the usage of further subgoals. This way, for easier problem instances we can find solutions fast, while keeping asymptotic performance of planning with short subgoals for harder instances.

For details on the design of ablation experiments see H.

5 Limitations and future work

Determinism, access to model dynamics Our main focus is combinatorially complex domains. There are many applications of interest in which we can assume access to underlying dynamics and determinism (for example, in the fields of Combinatorial Optimization and Automated Theorem Proving). Nevertheless, it is an interesting future direction to adjust our method to stochastic domains and learned models.

Reliance on the offline data In our experiments, we need offline datasets of successful trajectories. We leave for future work developing an algorithm based on the expert iteration paradigm.

Path optimization The goal of our algorithm is to find any path leading to the solution. In many real-world problems, it is also important to find a short path or one with a high reward.

Combine with recursive search methods In some domains, one can generate useful subgoals for long distances and recursively split the problem [25, 23, 13]. It would be interesting to propose an algorithm that automatically detects when such an approach is possible and combine two ways (our and recursive) of generating subgoals. More generally, one can aim to learn the adaptivity rule instead of coding into the method.

6 Conclusions

We introduce Adaptive Subgoal Search, a subgoal-based algorithm that adapts to the local complexity of solved problems. This is possible thanks to the mechanism of adaptive selection of the subgoal distance. It can tackle complex reasoning tasks and outperforms other methods, as demonstrated on Sokoban, the Rubik’s Cube, and INT. AdaSubS benefits both from using long, optimistic subgoals and short, reliable ones. We make searching with long steps even more efficient by using the verifier network, which reduces the cost of step-by-step verification.

References

- [1] Forest Agostinelli, Stephen McAleer, Alexander Shmakov, and Pierre Baldi. Solving the rubik’s cube with deep reinforcement learning and search. *Nature Machine Intelligence*, 1(8):356–363, 2019.
- [2] Forest Agostinelli, Stephen McAleer, Alexander Shmakov, and Pierre Baldi. Solving the rubik’s cube with deep reinforcement learning and search. *Nature Machine Intelligence*, 1(8):356–363, 2019.
- [3] Michael Ahn, Anthony Brohan, Noah Brown, Yevgen Chebotar, Omar Cortes, Byron David, Chelsea Finn, Keerthana Gopalakrishnan, Karol Hausman, Alex Herzog, Daniel Ho, Jasmine Hsu, Julian Ibarz, Brian Ichter, Alex Irpan, Eric Jang, Rosario Jauregui Ruano, Kyle Jeffrey, Sally Jesmonth, Nikhil J Joshi, Ryan Julian, Dmitry Kalashnikov, Yuheng Kuang, Kuang-Huei Lee, Sergey Levine, Yao Lu, Linda Luu, Carolina Parada, Peter Pastor, Jornell Quiambao, Kanishk Rao, Jarek Rettinghouse, Diego Reyes, Pierre Sermanet, Nicolas Sievers, Clayton Tan, Alexander Toshev, Vincent Vanhoucke, Fei Xia, Ted Xiao, Peng Xu, Sichun Xu, and Mengyuan Yan. Do as i can, not as i say: Grounding language in robotic affordances, 2022.
- [4] Karl Cobbe, Vineet Kosaraju, Mohammad Bavarian, Jacob Hilton, Reiichiro Nakano, Christopher Hesse, and John Schulman. Training verifiers to solve math word problems. *arXiv preprint arXiv:2110.14168*, 2021.
- [5] Konrad Czechowski, Tomasz Odrzygóźdź, Marek Zbysiński, Michał Zawalski, Krzysztof Olejnik, Yuhuai Wu, Łukasz Kuciński, and Piotr Miłoś. Subgoal search for complex reasoning tasks. *Advances in Neural Information Processing Systems*, 34:624–638, 2021.
- [6] Dorit Dor and Uri Zwick. Sokoban and other motion planning problems. *Computational Geometry*, 13(4):215–228, 1999.
- [7] Kuan Fang, Yuke Zhu, Animesh Garg, Silvio Savarese, and Li Fei-Fei. Dynamics learning with cascaded variational inference for multi-step manipulation. *arXiv preprint arXiv:1910.13395*, 2019.
- [8] Alan Fern, Roni Khordon, and Prasad Tadepalli. The first learning track of the international planning competition. *Machine Learning*, 84(1-2):81–107, 2011.
- [9] Wei Gao, David Hsu, Wee Sun Lee, Shengmei Shen, and Karthikk Subramanian. Intention-net: Integrating planning and deep learning for goal-directed autonomous navigation. In *1st Annual Conference on Robot Learning, CoRL 2017, Mountain View, California, USA, November 13-15, 2017, Proceedings*, volume 78 of *Proceedings of Machine Learning Research*, pages 185–194. PMLR, 2017.
- [10] Arthur Guez, Mehdi Mirza, Karol Gregor, Rishabh Kabra, Sébastien Racanière, Théophane Weber, David Raposo, Adam Santoro, Laurent Orseau, Tom Eccles, et al. An investigation of model-free planning. In *International Conference on Machine Learning*, pages 2464–2473. PMLR, 2019.

- [11] Jeffrey R Hollerman, Leon Tremblay, and Wolfram Schultz. Involvement of basal ganglia and orbitofrontal cortex in goal-directed behavior. *Progress in brain research*, 126:193–215, 2000.
- [12] Dinesh Jayaraman, Frederik Ebert, Alexei A. Efros, and Sergey Levine. Time-agnostic prediction: Predicting predictable video frames. In *7th International Conference on Learning Representations, ICLR 2019, New Orleans, LA, USA, May 6-9, 2019*. OpenReview.net, 2019.
- [13] Tom Jurgenson, Or Avner, Edward Groshev, and Aviv Tamar. Sub-goal trees a framework for goal-based reinforcement learning. In *International Conference on Machine Learning*, pages 5020–5030. PMLR, 2020.
- [14] Taesup Kim, Sungjin Ahn, and Yoshua Bengio. Variational temporal abstraction. In Hanna M. Wallach, Hugo Larochelle, Alina Beygelzimer, Florence d’Alché-Buc, Emily B. Fox, and Roman Garnett, editors, *Advances in Neural Information Processing Systems 32: Annual Conference on Neural Information Processing Systems 2019, NeurIPS 2019, December 8-14, 2019, Vancouver, BC, Canada*, pages 11566–11575, 2019.
- [15] Thanard Kurutach, Aviv Tamar, Ge Yang, Stuart J. Russell, and Pieter Abbeel. Learning plannable representations with causal infogan. In Samy Bengio, Hanna M. Wallach, Hugo Larochelle, Kristen Grauman, Nicolò Cesa-Bianchi, and Roman Garnett, editors, *Advances in Neural Information Processing Systems 31: Annual Conference on Neural Information Processing Systems 2018, NeurIPS 2018, December 3-8, 2018, Montréal, Canada*, pages 8747–8758, 2018.
- [16] Nir Lipovetzky and Hector Geffner. Width and serialization of classical planning problems. In *ECAI 2012*, pages 540–545. IOS Press, 2012.
- [17] Kara Liu, Thanard Kurutach, Christine Tung, Pieter Abbeel, and Aviv Tamar. Hallucinative topological memory for zero-shot visual planning. In *Proceedings of the 37th International Conference on Machine Learning, ICML 2020, 13-18 July 2020, Virtual Event*, volume 119 of *Proceedings of Machine Learning Research*, pages 6259–6270. PMLR, 2020.
- [18] Yinhan Liu, Jiatao Gu, Naman Goyal, Xian Li, Sergey Edunov, Marjan Ghazvininejad, Mike Lewis, and Luke Zettlemoyer. Multilingual denoising pre-training for neural machine translation. *CoRR*, abs/2001.08210, 2020.
- [19] Amol Mandhane, Anton Zhernov, Maribeth Rauh, Chenjie Gu, Miaosen Wang, Flora Xue, Wendy Shang, Derek Pang, Rene Claus, Ching-Han Chiang, et al. Muzero with self-competition for rate control in vp9 video compression. *arXiv preprint arXiv:2202.06626*, 2022.
- [20] Piotr Miłoś, Łukasz Kuciński, Konrad Czechowski, Piotr Kozakowski, and Maciek Klimek. Uncertainty-sensitive learning and planning with ensembles. *arXiv preprint arXiv:1912.09996*, 2019.
- [21] Suraj Nair and Chelsea Finn. Hierarchical foresight: Self-supervised learning of long-horizon tasks via visual subgoal generation. In *8th International Conference on Learning Representations, ICLR 2020, Addis Ababa, Ethiopia, April 26-30, 2020*. OpenReview.net, 2020.
- [22] Soroush Nasiriany, Vitchyr Pong, Steven Lin, and Sergey Levine. Planning with goal-conditioned policies. In Hanna M. Wallach, Hugo Larochelle, Alina Beygelzimer, Florence d’Alché-Buc, Emily B. Fox, and Roman Garnett, editors, *Advances in Neural Information Processing Systems 32: Annual Conference on Neural Information Processing Systems 2019, NeurIPS 2019, December 8-14, 2019, Vancouver, BC, Canada*, pages 14814–14825, 2019.
- [23] Giambattista Parascandolo, Lars Buesing, Josh Merel, Leonard Hasenclever, John Aslanides, Jessica B Hamrick, Nicolas Heess, Alexander Neitz, and Theophane Weber. Divide-and-conquer monte carlo tree search for goal-directed planning. *arXiv preprint arXiv:2004.11410*, 2020.
- [24] Judea Pearl. *Heuristics: intelligent search strategies for computer problem solving*. Addison-Wesley Longman Publishing Co., Inc., 1984.
- [25] Karl Pertsch, Oleh Rybkin, Frederik Ebert, Shenghao Zhou, Dinesh Jayaraman, Chelsea Finn, and Sergey Levine. Long-horizon visual planning with goal-conditioned hierarchical predictors. In Hugo Larochelle, Marc’Aurelio Ranzato, Raia Hadsell, Maria-Florina Balcan, and Hsuan-Tien Lin, editors, *Advances in Neural Information Processing Systems 33: Annual Conference on Neural Information Processing Systems 2020, NeurIPS 2020, December 6-12, 2020, virtual*, 2020.

- [26] Karl Pertsch, Oleh Rybkin, Jingyun Yang, Shenghao Zhou, Konstantinos G. Derpanis, Kostas Daniilidis, Joseph J. Lim, and Andrew Jaegle. Keyframing the future: Keyframe discovery for visual prediction and planning. In Alexandre M. Bayen, Ali Jadbabaie, George J. Pappas, Pablo A. Parrilo, Benjamin Recht, Claire J. Tomlin, and Melanie N. Zeilinger, editors, *Proceedings of the 2nd Annual Conference on Learning for Dynamics and Control, LADC 2020, Online Event, Berkeley, CA, USA, 11-12 June 2020*, volume 120 of *Proceedings of Machine Learning Research*, pages 969–979. PMLR, 2020.
- [27] Stanislas Polu and Ilya Sutskever. Generative language modeling for automated theorem proving. corr abs/2009.03393 (2020), 2009.
- [28] Nikolay Savinov, Alexey Dosovitskiy, and Vladlen Koltun. Semi-parametric topological memory for navigation. In *6th International Conference on Learning Representations, ICLR 2018, Vancouver, BC, Canada, April 30 - May 3, 2018, Conference Track Proceedings*. OpenReview.net, 2018.
- [29] Julian Schrittwieser, Ioannis Antonoglou, Thomas Hubert, Karen Simonyan, Laurent Sifre, Simon Schmitt, Arthur Guez, Edward Lockhart, Demis Hassabis, Thore Graepel, Timothy P. Lillicrap, and David Silver. Mastering atari, go, chess and shogi by planning with a learned model. *ArXiv*, abs/1911.08265, 2019.
- [30] David Silver, Thomas Hubert, Julian Schrittwieser, Ioannis Antonoglou, Matthew Lai, Arthur Guez, Marc Lanctot, Laurent Sifre, Dhharshan Kumaran, Thore Graepel, Timothy P. Lillicrap, Karen Simonyan, and Demis Hassabis. Mastering chess and shogi by self-play with a general reinforcement learning algorithm. *ArXiv*, abs/1712.01815, 2017.
- [31] Gregory J. Stein, Christopher Bradley, and Nicholas Roy. Learning over subgoals for efficient navigation of structured, unknown environments. In *2nd Annual Conference on Robot Learning, CoRL 2018, Zürich, Switzerland, 29-31 October 2018, Proceedings*, volume 87 of *Proceedings of Machine Learning Research*, pages 213–222. PMLR, 2018.
- [32] Ashish Vaswani, Noam Shazeer, Niki Parmar, Jakob Uszkoreit, Llion Jones, Aidan N. Gomez, Lukasz Kaiser, and Illia Polosukhin. Attention is all you need. In Isabelle Guyon, Ulrike von Luxburg, Samy Bengio, Hanna M. Wallach, Rob Fergus, S. V. N. Vishwanathan, and Roman Garnett, editors, *Advances in Neural Information Processing Systems 30: Annual Conference on Neural Information Processing Systems 2017, December 4-9, 2017, Long Beach, CA, USA*, pages 5998–6008, 2017.
- [33] Yuhuai Wu, Albert Jiang, Jimmy Ba, and Roger Grosse. Int: An inequality benchmark for evaluating generalization in theorem proving. *arXiv preprint arXiv:2007.02924*, 2020.
- [34] Lunjun Zhang, Ge Yang, and Bradly C. Stadie. World model as a graph: Learning latent landmarks for planning. *CoRR*, abs/2011.12491, 2020.

A Low-level path function

The low-level path function (see LL_PATH, Algorithm 4) computes a path from the starting state to the goal state in the environment using low-level actions. However, it is responsible not only for returning the path but also for checking false positive errors of the verifier. Specifically, the verifier can accept an unreachable state in Algorithm 3 and then wrongly include it in the solution path. Thus, LL_PATH has to construct a low-level path and confirm that every step on the way is achievable.

Algorithm 4 Low-level path

```
function LL_PATH(s, parents)
  ▷ parents is the dictionary of parent nodes in the subgoal tree. (S,C) ∈ parents means that
  C is a subgoal for state S
  path ← []
  while s in parents.KEYS() do
    subgoal_path ← GET_PATH(parents[s], s)
    if subgoal_path = [] then return False
    path ← concatenate(subgoal_path, path)
    s ← parents[s]
  return path
```

▷ see Algorithm 2
▷ mistake of the verifier

B Training details

B.1 Architectures

INT and Rubik’s cube. All components of AdaSubS utilize the same architecture. Specifically, we used mBart, a transformer from the HuggingFace library (see [18]). To make training of the model and the inference faster we reduced the number of parameters: we used 45M learned parameters instead of 680M in the original implementation. We used 6 layers of encoder and 6 layers of decoder. The dimension of the model was set to 512 and the number of attention heads to 8. We adjusted the size of the inner layer of position-wise fully connected to 2048. During the inference, we used beam search with width 16 for INT and width 32 for Rubik’s Cube. Our implementation of the model follows [5, Appendix B.1]

Sokoban. We used four convolutional neural networks: the subgoal generator, conditional low-level policy, value, and the verifier. They all share the same architecture with a different last layer, depending on the type of output. Each model had 7 convolutional layers with kernel size (3,3) and 64 channels. Conditional low-level policy and verifier need two Sokoban boards as an input, so for these networks we concatenate them (across the last, depth dimension) and we treat two boards as one tensor. For the value function on top of a stack of convolutional layers there is a fully connected layer with 150 outputs representing 150 distances to the goal or. CLLP has analogous final layers with the one exception that there are only two classes: determining if a subgoal is possible to reach by CLLP or not. Network used for generation of subgoals returns two outputs: distribution over possible modifications of a given state, and prediction whether a modified state is a good subgoal. First output is obtained with a fully connected layer, second with global average pooling followed by fully connected layer. Generation of a single subgoal is realised as a sequence of calls to this network. We start from a given state and iteratively apply modifications with high probability assigned by the first head of the network, until the second head predict that no more iterations are needed. (see also Appendix G.1)

B.2 Training pipeline

To ensure fair comparison with [5] we followed their settings of training pipeline.

INT and Rubik’s Cube. To train the models we used the training pipeline from the HuggingFace library [18]. We trained our models from scratch without using any pretrained checkpoints. The size of the training batch was 32, the dropout was set to 0.1, and there was no label smoothing. We used the Adam optimizer with the following parameters: $\beta_1 = 0.9$, $\beta_2 = 0.999$, $\epsilon = 10^{-8}$. We applied warm-up learning schedule with 4000 warm-up steps and a peak learning rate of $3 \cdot 10^{-4}$. For inference in INT, we used temperature 1 and for Rubik’s Cube to 0.5 (the optimal value was chosen experimentally).

Sokoban. For the training of all networks we used a supervised setting with the learning rate 10^{-4} and trained for 200 epochs. We used Adam optimizer with $\beta_1 = 0.9$, $\beta_2 = 0.999$ and $\epsilon = 10^{-7}$.

B.3 Datasets

For dataset used to train all the network see Appendix D.

C Computational budget analysis

The default metric of the graph size that we use for comparisons (see Section 4) counts all the states visited during the search, both high-level subgoals and intermediate states passed by the CLLP. It is a good estimate of the number of steps the algorithm takes to solve the given problem. For completeness, in this section, we analyze the total number of calls to every learned component of the pipeline for AdaSubS and the baseline kSubS.

Since all of the main components are deep neural networks, their evaluation time dominates the computational budget. Tables 1, 2 and 3 present the number of calls to each component per 1000 episodes. That indicates which component consumes the largest part of the computational budget. The results are presented for different numbers of beams (see Appendix G.1) used for sampling predictions from the subgoal generators – the only component that outputs a set of predictions. The default number of beams was 16 for Sokoban and INT, and 32 for the Rubik’s Cube (see Appendix F for the complete list of the parameters).

As the tables show, AdaSubS not only solves more problems within smaller search graphs but also calls each component fewer times, which results in faster inference.

In the Rubik’s Cube, the calls to the generators dominate the computations. However, when using smaller beams, this number can be significantly reduced while preserving the high success rate. In all the environments, AdaSubS is less sensitive to reducing the number of beams than kSubS in terms of performance. This is the case since in AdaSubS every single generator creates less subgoal candidates (see Tables 6-8), thus it does not require wide beam search. Therefore, by reducing the number of beams, AdaSubS can provide strong results within a much shorter time.

In the Rubik’s Cube and Sokoban, using the verifier in AdaSubS significantly reduces the number of calls to the low-level policy. However, in INT it is not the case. In most cases when kSubS fails to find a solution, at some point it cannot create any valid subgoal, thus the search ends early. AdaSubS does not suffer from this issue, since it uses more generators. Thus, it counts the calls even from hard instances that require much larger graphs. As shown in Table 4, if we count the calls only for the tasks solved by both methods, AdaSubS offers an advantage. Therefore, AdaSubS indeed provides better results within a smaller computational budget compared to kSubS.

Environment	Sokoban					
Variant	kSubS	kSubS (8 beams)	kSubS (4 beams)	AdaSubS	AdaSubS (8 beams)	AdaSubS (4 beams)
Success rate	84.4	84.6	82.3	94	94	94.1
Generator calls	2 500 192	1 281 368	746 812	3 389 456	1 692 096	848 764
Verifier calls	0	0	0	211 841	211 512	212 191
Policy calls	4 576 807	4 693 216	5 554 468	248 120	247 785	247 993
Value calls	183 056	187 337	216 409	81 829	81 716	81 929
Total calls	7 260 055	6 161 921	6 301 280	3 931 246	2 233 109	1 390 877

Table 1: Comparison of the number of calls to generator, verifier, policy, and value networks for different number of beams (width of beam search in subgoal generation) for Sokoban environment.

Environment	Rubik's Cube					
Variant	kSubS	kSubS (4 beams)	AdaSubS	AdaSubS (8 beams)	AdaSubS (4 beams)	AdaSubS (2 beams)
Success rate	98.8	97.1	99.2	99.2	99	98.5
Generator calls	6 085 504	852 424	8 872 512	2 205 296	1 244 344	680 702
Verifier calls	0	0	277 266	275 662	311 086	340 351
Policy calls	1 330 328	1 526 116	352 883	350 877	395 804	446 320
Value calls	259 381	285 899	163 566	162 859	181 828	197 567
Total calls	7 675 213	2 664 439	9 666 227	2 994 694	2 133 062	1 664 940

Table 2: Comparison of the number of calls to generator, verifier, policy, and value networks for different number of beams (width of beam search in subgoal generation)) for Rubik's Cube environment.

Environment	INT				
Variant	kSubS	kSubS (4 beams)	AdaSubS	AdaSubS (8 beams)	AdaSubS (4 beams)
Success rate	90.7	89.7	96	96	95.3
Generator calls	107 472	26 008	362 560	166 032	76 356
Verifier calls	0	0	67 980	62 262	57 267
Policy calls	378 125	366 805	801 345	738 000	659 545
Value calls	6 906	6 682	14 053	13 012	11 928
Total calls	492 503	399 495	1 245 938	979 306	805 096

Table 3: Comparison of the number of calls to generator, verifier, policy, and value networks for different number of beams (width of beam search in subgoal generation) for INT environment.

Environment	INT	
Variant	kSubS	AdaSubS
Generator calls	93 472	102 112
Verifier calls	0	19 146
Policy calls	328 485	300 120
Value calls	6 206	5 597
Total calls	428 163	426 975

Table 4: Comparison of the number of calls to generator, verifier, policy, and value networks for problems solved by both methods for INT environment.

D Datasets and data processing

Sokoban. To collect offline data for Sokoban we used an MCTS-based RL agent from [20]. Namely, the dataset consisted of all successful trajectories obtained by the agent: 154000 trajectories for 12x12 boards with four boxes. We use 15% of states from each trajectory to create the training dataset \mathcal{D} . We performed the split of dataset \mathcal{D} into two parts of equal size: \mathcal{D}_1 and \mathcal{D}_2 . The former was used to train the subgoal generators and conditional low-level policy, while the latter was used to train the verifier network. This split mitigates the possibility of the verifier’s over-optimism concerning the probability of achieving subgoals by CLLP.

INT. We represent both states and actions as strings. For states, we used an internal INT tool for such representation. For actions, we concatenate one token representing the axiom and the arguments for this axiom (tokenized mathematical expressions) following [5].

To generate the dataset of successful trajectories we used the configurable generator of inequalities from the INT benchmark (see [33]). We adjusted it to construct trajectories of length 15 with all available axioms. The dataset used for our experiments consisted of $2 \cdot 10^6$ trajectories.

Rubik’s Cube. To construct a single successful trajectory we performed 20 random permutations on an initially solved Rubik’s Cube and took the reverse of this sequence. Using this procedure we collected 10^7 trajectories.

D.1 Dataset for verifier

The verifier answers the question of whether a given subgoal is reachable by the CLLP. Thus, the dataset for training this component cannot be simply extracted from the offline trajectories.

To get the training samples for the Rubik’s Cube and INT, we run AdaSubS without the verifier. That is, we set $t_{hi} = 1$ and $t_{lo} = 0$, which essentially means that the reachability of all the subgoal candidates is checked solely by CLLP. During the searching, the generators create subgoal candidates, which are then verified by CLLP. Therefore, after working on some problem instances, we obtain a reach dataset of valid and not valid subgoals, marked by CLLP.

For the experiments in Sokoban, the limitation of the size of the offline dataset is an important factor for the final performance. Therefore, to ensure a fair comparison of AdaSubS with baselines, we do not generate additional solutions. Instead, we split the dataset as described above into \mathcal{D}_1 and \mathcal{D}_2 and used only \mathcal{D}_2 to generate data for the verifier. From every trajectory in \mathcal{D}_2 , we sample some root states. For every such state, we use the subgoal generators to predict subgoal candidates. Then, CLLP checks the validity of each of them and we include them in the verifier training dataset.

After collection, it is essential to balance the dataset. Easy instances with short solutions provide fewer datapoints than hard tasks that require a deep search. Thus, it may happen that a substantial fraction of data collected this way comes from a single instance, reducing the diversity of the dataset. We observed such issues, particularly in the INT environment. To prevent this, during the collection of the data for INT, we limit the datapoints that can be collected from a single problem instance to at most 100. This way, we collected about $5 \cdot 10^6$ training samples for the verifier for each domain.

E Baselines

As baselines, we use BestFS and BF-kSubS.

BestFS is a well-known class of search algorithms (including A^*), which, among others, performs strongly on problems with high combinatorial complexity [24], achieves state-of-the-art results in theorem proving [27], and strong results on Rubik’s Cube [2, 5].

Similarly to AdaSubS, BestFS iteratively expands the graph of visited states by choosing nodes with the highest value and adding its children to the priority queue. However, instead of using children from the subgoal tree, it uses direct neighbors in the environment space. In other words, we use a single policy network to generate neighbor subgoals in the distance of 1 action from a given node and treat it as a new subgoal. One can implement BestFS by replacing the call to a subgoal generator ρ_k in Algorithm 1 with ρ_{BFS} .

ρ_{BFS} works in the following way. First, it uses a trained policy network to generate actions to investigate. Specifically, for INT we use beam search to generate high probability actions (it is necessary as for INT we represent actions as sequences, following [5]). Then, it uses these actions to get a state that follows a given action (note that all our environments are deterministic). Finally, we treat returned states as our new subgoals, which are easily found in one step by the low-level policy.

BF-kSubS is the first general learned hierarchical planning algorithm shown to work on complex reasoning domains [5], attaining strong results on Sokoban and Rubik’s Cube and state-of-the-art results on INT. BF-kSubS is a special case of AdaSubS with the following hyperparameters choice: a single subgoal generator and inactive verifier (with $\tau_{lo} = 0$ and $\tau_{hi} = 1$) in Algorithm 3).

F Hyperparameters

Environment	Sokoban	Rubik’s Cube	INT
learning rate	10^{-4}	$3 \cdot 10^{-4}$	$3 \cdot 10^{-4}$
learning rate warmup steps	-	4000	4000
batch size	32	32	32
kernel size	[3, 3]	-	-
weight decay	10^{-4}	-	-
dropout	-	0.1	0.1

Table 5: Hyperparameters used for training.

Environment	Sokoban		
Method	kSubS	MixSubS	AdaSubS (ours)
number of subgoals	4	1	1
number of beams	16	16	16
beam search temperature	1	1	1
k -generators	8	[8, 4, 2]	[8, 4, 2]
number of steps to check (C_2)	10	[10, 6, 4]	[10, 6, 4]
max steps in solution check	-	18	18
max nodes in search tree (C_1)	5000	5000	5000
acceptance threshold of verifier (t_{hi})	-	0.99	0.99
rejection threshold of verifier (t_{lo})	-	0.1	0.1

Table 6: Hyperparameters used for evaluation in the Sokoban environment.

Environment	the Rubik’s Cube		
Method	kSubS	MixSubS	AdaSubS (ours)
number of subgoals	3	1	1
number of beams	32	32	32
beam search temperature	0.5	0.5	0.5
k -generators	4	[4, 3]	[4, 3, 2]
number of steps to check (C_2)	4	[4, 3]	[4, 3, 2]
max steps in solution check	-	4	4
max nodes in search tree (C_1)	5000	5000	5000
acceptance threshold of verifier (t_{hi})	-	0.995	0.995
rejection threshold of verifier (t_{lo})	-	0.0005	0.0005

Table 7: Hyperparameters used for evaluation in the Rubik’s Cube environment.

Most of the hyperparameters, both for training and evaluation, follow from [5].

The most important parameter of AdaSubS is the set of k -generators to use and the number of subgoals each of them generate. Based on experimental results, we have chosen generators of 8, 4, and 2 steps for Sokoban, 4, 3, and 2 steps for the Rubik’s Cube, and 4, 3, 2, and 1 step for INT. In the first two domains, the longest generator match the one used for kSubS. In INT, AdaSubS allows using even longer subgoals than kSubS.

For kSubS, we used k equal to 8, 4, and 4 for Sokoban, Rubik’s Cube, and INT, respectively. The last two were chosen from [5], as they performed the best. For Sokoban, our experiments showed that 8-generator performs better than the 4-generator proposed in [5].

The hyperparameters for training the verifier network remain the same as for other components. The thresholds t_{hi} and t_{lo} were chosen with a grid-search for every domain. Though some of the chosen values may seem tight, they efficiently reduce the amount of required computations (see Appendix

Environment	INT		
Method	kSubS	MixSubS	AdaSubS _(ours)
number of subgoals	4	2	3
number of beams	16	16	16
beam search temperature	1	1	1
k -generators	3	[3, 2, 1]	[4, 3, 2, 1]
number of steps to check (C_2)	3	[3, 2, 1]	[4, 3, 2, 1]
max steps in solution check	-	5	5
max nodes in search tree (C_1)	400	400	400
acceptance threshold of verifier (t_{hi})	-	1	1
rejection threshold of verifier (t_{lo})	-	0.1	0.1

Table 8: Hyperparameters used for evaluation in the INT environment.

C). For instance, the rejection threshold for the Rubik’s Cube of $t_{lo} = 0.0005$ seems to be very low, but it is enough to reject more than 85% of non-valid subgoals.

The parameter C_1 (see Algorithm 1) controls the number of high-level nodes in the search tree. It is lower than the actual graph size that we use for comparisons since it counts neither the intermediate states visited by CLLP nor the subgoals that turned out to be invalid. That hyperparameter was chosen so that it allows all the evaluated algorithms to reach the graph size values used for comparison in Figure 3 and others in Section 4.

G Components of the AdaSubS

G.1 Subgoal generators

The main purpose of the subgoal generator is to propose subgoal candidates in every iteration of the planner loop. That is, given the current state s of the environment it should output other states that are a few steps closer to the goal g .

We train a k -generator by extracting training data from successful trajectories. Let s_0, s_1, \dots, s_n be a trajectory that leads to the goal s_n . For every state s_i we train the k -generator network to output the state s_{i+k} , exactly k steps ahead. Provided with a dataset of trajectories, this is a supervised objective. Clearly, a state that is k steps ahead does not need to be exactly k steps closer to the solution, especially if the trajectories include noise or exploration. However, it is guaranteed to be at most k steps closer, which allows setting reliable limits for the reachability checking.

In a simple approach, k is a hyperparameter that needs to be fixed, as proposed by [5]. However, this is a strong limitation if the environment exhibits the variable complexity problem. Therefore, AdaSubS instead uses a set of generators, trained for different values of k . This way, the planner can adjust the expansion to match the local complexity of the problem. Additionally, training a set of generators can be easily parallelized.

For our generators, we use the transformer architecture. The input state is encoded as a sequence of tokens, as described in [5, Appendix C]. The network produces another sequence of tokens on the output, which is then decoded to a subgoal state. The output sequence is optimized for the highest joint probability with beam search – the consecutive tokens are sampled iteratively and a fixed number of locally best sequences passes to the next iteration. This way, the generator allows sampling of a diverse set of subgoals by adjusting the beam width and sampling temperature. The exact number of the subgoals that the generators output are given in Appendix F.

As noted in Section 3.1, for the Sokoban environment instead of transformers we use simple convolutional networks. In this domain, the subgoal is created by a sequence of changes to the input state. The generator network is trained to predict the probability of changing for every pixel. Then, the subgoals are obtained as a sequence of modifications that maximize the joint probability. For simplicity, in AdaSubS we use beam search for all the domains, including Sokoban.

G.2 Conditional low-level policy (CLLP)

When we want to add a subgoal candidate to our search tree, we need to check whether it is reachable from the current state. This can be done using CLLP – a mapping that given a state and a subgoal produces a sequence of actions that connects those configurations, or claim there is no. Specifically, the policy network, given the state and subgoal, iteratively selects the best action and executes it until the subgoal is reached or a threshold number of steps is exceeded, as shown in Algorithm 2.

CLLP is trained to imitate the policy that collected the training data. For every pair of states s_i, s_j that are located at most d steps from each other, it is trained to predict the action a_i , taken in the state s_i . Such action may not be optimal but usually it leads closer to s_j . The threshold d controls the range of the policy, as it is trained to connect states that are at most d steps away. Thus, it is essential to set the hyperparameter d to a value that is greater than the distances of all the generators used.

G.3 Verifier

To check whether a k -subgoal is reachable with the conditional policy, we need to call it up to k times. If we decide to use generators with long horizons, it becomes a significant computational cost. To mitigate this issue, we use the verifier that estimates the validity of a subgoal candidate in a single call. During the search, the generated subgoal candidates are evaluated by the verifier. For each of them, it estimates whether they are valid and outputs its confidence. If the returned confidence exceeds a fixed threshold, we do not run the costly check with the conditional policy. We perform such a check only in case the verifier is uncertain (see Algorithm 3).

At the end of the search, when a solving trajectory is found, we need to find the paths between all the pairs of consecutive subgoals that were omitted due to the verifier (see Algorithm 4). Since the

length of the final trajectory is usually much smaller than the search tree, that final check requires much less computations.

It should be noted that the verifier estimates validity with respect to the conditional policy that is used. In case a valid subgoal is generated but the policy cannot reach it for some reason, it cannot be used to build the search tree anyway, for no solution that uses it can be generated in the final phase. Thus, the verifier should be trained to predict whether the CLLP that is used can reach the subgoal, rather than whether it is reachable by an optimal policy.

To train the verifier, we run our pipeline on some problem instances. All the subgoals created by the generators are validated with CLLP. This way, eventually we obtain a dataset of reachable and unreachable subgoal candidates. We train the verifier network to fit that data. Unlike for the other components, training the verifier does not require access to any trajectories, only to a number of problem instances.

G.4 Value function.

The value function $V : S \rightarrow \mathbb{R}$ estimates the negative distance between the current state s and the goal state g . During the search, this information is used to select the most promising nodes to expand. For every trajectory s_0, \dots, s_n in the dataset it is trained to output $i - n$ given s_i . We opted for a simple training objective but any value function can be used in the algorithm.

G.5 Planner algorithms

The key decision to make when running AdaSubS is how to choose the consecutive nodes and generators to propose the next subgoal candidates in each iteration. We experimented with a few natural designs described below. AdaSubS turned out to be the best algorithm with respect to the simplicity and success rates.

Longest-first (used by AdaSubS). When choosing the state to expand, AdaSubS always selects the generator with the longest distance and the node with the highest value available for it (see Algorithm 1). If the search using the long steps is stuck, the planner retracts and expands the most promising, high-value nodes with shorter, more conservative subgoals. That approach strongly prioritizes the longest, optimistic steps.

Strongest-first. Another natural implementation of the planner is to choose the node with the highest value and expand it with the longest generator available for it. Compared to the previous approach, the priorities are simply swapped – firstly we choose the strongest node in the tree, then we choose a generator that will expand it. Experiments show that this algorithm also shows a clear advantage over kSubS. In the INT environment, it matches the performance of the longest-first approach. However, in the other domains, it usually requires larger computational graphs to find a solution. We hypothesize that this method is more sensitive to the errors of the value function – if the search enters an area that the value function estimates too optimistically, it cannot easily exit it.

MixSubS. A simple mechanism that allows using different subgoal generators is to call all of them each time a node is expanded. This approach achieves better results than the baseline on moderate and high budgets, but in some domains, it solves fewer problems within small graphs. MixSubS offer the advantage of planning with different horizons, but at the same time, it produces too many unnecessary nodes in the easy areas, where taking only long steps suffices to solve the task.

Iterative mixing. In this approach, we specify the number of iterations n_i for each generator g_i . We use g_1 to expand the best nodes in the first n_1 iterations. Then, we use g_2 to expand the best nodes in the following n_2 iterations and the procedure follows for the consecutive generators. After finishing with the last one, we start again from the beginning. This algorithm offers the flexibility of specifying the exact number of iterations for each generator, which is an explicit prioritization. It can resemble some of the listed algorithms for carefully chosen n_i . However, tuning the number of iterations requires much more effort than the other parameter-free algorithms do.

While all the listed algorithms offer some advantages, the longest-first approach outperforms each of them significantly, in all the environments. Thus, in AdaSubS we use it as a default planner.

H Ablations details

H.1 BF-kSubS

BF-kSubS [5] can be represented as a special case of AdaSubS with a specific set of hyperparameters - using only one subgoal generator and setting verifier threshold to inactive values (0 for t_{lo} and 1 for t_{hi}). For all environments we choose the best single subgoal generator (see Appendix F).

H.2 kSubS with verifier

As for vanilla BF-kSubS, to run this variant we use our AdaSubS implementation with single subgoal generator, setting lower threshold t_{lo} and upper threshold t_{hi} to the values as used by AdaSubS.

H.3 MixSubS

We consider the method MixSubS, which uses multiple subgoal generators with various horizons. Unlike AdaSubS, at each iteration, this method uses all subgoal generators and adds a union of generated subgoals in the priority queue. This approach can leverage different planning horizons. However, it does not prioritize longer subgoals. The method is presented in Algorithm 5. It closely follows AdaSubS (Algorithm 5), with the differences marked with blue font.

Algorithm 5 Mixed Subgoal Search

Requires:	C_1 V $\rho_{k_0}, \dots, \rho_{k_m}$ SOLVED	max number of nodes value function network subgoal generators predicate of solution
------------------	---	--


```

function SOLVE( $s_0$ )
   $T \leftarrow \emptyset$  ▷ priority queue
   $parents \leftarrow \{\}$ 
   $T.PUSH((V(s_0), s_0))$ 
   $seen.ADD(s_0)$  ▷ seen is a set
  while  $0 < LEN(T)$  and  $LEN(seen) < C_1$  do
     $\_, s \leftarrow T.EXTRACT\_MAX()$ 
     $subgoals \leftarrow []$ 
    for  $k$  in  $k_0, \dots, k_m$  do
       $subgoals.APPEND(\rho_k(s))$ 
    for  $s'$  in  $subgoals$  do
      if  $s'$  in  $seen$  then continue
      if not IS_VALID( $s, s'$ ) then ▷ see Algorithm 3
        continue
       $seen.ADD(s')$ 
       $parents[s'] \leftarrow s$ 
       $T.PUSH((V(s'), s'))$ 
      if SOLVED( $s'$ ) then
        return LL_PATH( $s', parents$ ) ▷ see Algorithm 4
  return False

```

H.4 Hyperparameters

All used hyperparameters and tuning procedures are presented in F.

I Infrastructure used

We performed experiments using with two types of hardware: with and without access to GPUs. In the former, we used nodes equipped with a single Nvidia V100 32GB card or Nvidia RTX 2080Ti 11GB. Each such node had 4 CPU cores and had 168GB of RAM memory. In the latter, we used nodes equipped with Intel Xeon E5-2697 2.60GHz CPU with 28 cores and 128GB RAM memory.

Each transformer model was trained on a single GPU node for 3 days. Sokoban models were trained on CPU nodes (due to the small size of the models).