

MaskOCR: Text Recognition with Masked Encoder-Decoder Pretraining

Pengyuan Lyu, Chengquan Zhang, ShanShan Liu, Meina Qiao, Yangliu Xu, Liang Wu
Kun Yao, Junyu Han, Errui Ding, Jingdong Wang^{*}
VIS, Baidu Inc.

lvpyuan@gmail.com

{zhangchengquan, liushanshan07, qiaomeina, xuyangliu, wuliang11

yaokun01, hanjunyu, dingerrui}@baidu.com

wangjingdong@outlook.com

Abstract

Text images contain both visual and linguistic information. However, existing pre-training techniques for text recognition mainly focus on either visual representation learning or linguistic knowledge learning. In this paper, we propose a novel approach MaskOCR to unify vision and language pre-training in the classical encoder-decoder recognition framework. We adopt the masked image modeling approach to pre-train the feature encoder using a large set of unlabeled real text images, which allows us to learn strong visual representations. In contrast to introducing linguistic knowledge with an additional language model, we directly pre-train the sequence decoder. Specifically, we transform text data into synthesized text images to unify the data modalities of vision and language, and enhance the language modeling capability of the sequence decoder using a proposed masked image-language modeling scheme. Significantly, the encoder is frozen during the pre-training phase of the sequence decoder. Experimental results demonstrate that our proposed method achieves superior performance on benchmark datasets, including Chinese and English text images. The code for our approach will be made available.

1. Introduction

Text recognition, which involves transcribing visual information into text, is a crucial technology for bridging vision and language. It has a wide range of applications, including visual search, document digitization, and more.

Text recognition has recently gained extensive attention, and significant progress has been made. However, it remains a challenging task due to the difficulty of recognizing fine-grained categories of text, which can vary in

fonts, colors, and other factors, coupled with the relative scarcity of labeled real-world data. As an alternative approach, synthetic data has been used in previous studies (e.g., [12, 20, 36, 44, 45, 60]), and meaningful results have been obtained. Nonetheless, recognition performance is still restricted by the domain gap between synthetic and real-world data.

Efforts have been made to reduce the need for real labeled data through pre-training, which can be broadly divided into two categories: strengthening visual representation learning with unlabeled real images, and introducing language priors with a language model. In previous studies (e.g., [32, 58]), contrastive learning and masked image modeling technologies were employed for pre-training using a large amount of unlabeled image data to obtain better visual representations. In other studies (e.g., [12, 41]), a pre-trained language model was used to guide recognition model learning or correct recognition model predictions. These methods have achieved promising results, thanks to their incorporation of vision or language priors. However, there are two limitations to these approaches. First, they tend to focus solely on either visual representation learning or linguistic knowledge learning, while text images inherently contain both visual and linguistic information. Neglecting either type of prior knowledge may result in loss of accuracy. Second, previous studies (e.g., [12, 41]) introduced language priors into the recognition model with a detached language model that blocked gradient flow between the recognition and language models, potentially leading to suboptimal performance.

In this paper, we explore the utilization of both visual and language priors through pre-training to enhance text recognition performance. Our approach unifies vision and language pre-training within the classical encoder-decoder recognition framework. Specifically, we pre-train the feature encoder on a large set of unlabeled real text images using masked image modeling, which enables the extrac-

^{*}Corresponding author

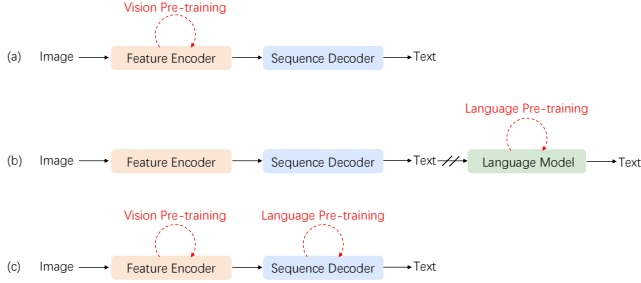


Figure 1. Comparison of previous pre-training methods. A classical recognition model consists of a feature encoder and a sequence decoder, responsible for extracting visual representations and decoding text sequences from those representations, respectively. Previous pre-training methods have primarily focused on pre-training the feature encoder for better visual representation learning (a) or equipping a separate language model to introduce language priors (b). In this paper, we take a different approach by simultaneously and naturally integrating vision and language pre-training into the encoder-decoder recognition model (c).

tion of better visual representations through self-supervised mechanisms. Additionally, we directly pre-train the sequence decoder to improve language modeling capabilities. To achieve this, we first transform the text corpus into synthesized text images to unify the data modalities and then use a proposed masked image-language modeling technology to learn the linguistic representation. During language pre-training, we fix the pre-trained feature encoder and only update the sequence decoder. This strategy benefits from the language pre-training task, which explores language rules while the pre-trained encoder is not affected by the synthesized text image.

We validate the effectiveness of our proposed approach on Chinese and English text images through extensive experiments and detailed discussion. Our proposed method achieves state-of-the-art performance and significantly surpasses previous methods, particularly on Chinese benchmarks.

The main contributions of this paper can be summarized as follows:

- We propose a masked vision-language pre-training method that unifies vision and language representation learning within the classical encoder-decoder recognition framework.
- Our vision-language pre-training approach contributes to a significant improvement in text recognition. Specifically, with the proposed pre-training technology, we observe a 5% performance gain on the challenging Chinese benchmark BCTR. Furthermore, compared to previous state-of-the-art methods, we achieve superior results on both Chinese and English datasets.

2. Related Work

Text recognition. Text recognition can be achieved through various approaches, including character-based [22, 31, 34, 52], word-based [36], and sequence-based [12, 44, 45, 57, 60] methods. Character-based methods recognize text images by performing character localization, classification, and grouping. Word-based methods treat each word as a category and recognize text through image classification. Sequence-based methods treat text recognition as a sequence labeling problem. This approach uses methods such as CTC [14] and attention mechanism [12, 35, 45, 60] to align the input image patch sequence with the output character sequence. Recently, the sequence-based solution has been the most widely studied framework due to its flexibility and ease of ground-truth labeling. The sequence-based architecture consists of two main modules: feature encoder and sequence decoder. The feature encoder learns visual representations for text images, while the sequence decoder maps the representations into character sequences, with or without the aid of a language module.

Pre-training. Representation pre-training has been shown to be beneficial for improving downstream tasks, such as supervised or self-supervised pre-training on ImageNet for computer vision, and self-supervised pre-training for natural language processing. Self-supervised pre-training, which does not require labeled data, has gained significant attention in recent years. Several approaches have been proposed to achieve self-supervised pre-training, such as siamese networks trained using contrastive learning in [7, 8, 17], and masked autoencoders for both vision and NLP models in [1, 10, 16], where the models improve their representations by predicting masked content.

In recent years, there has been significant interest in the field of vision-language pre-training, whereby models are trained to jointly understand both visual and textual information. Various approaches have been proposed for aligning visual and language representations, including image-text contrastive learning [23, 42], image-text matching [29, 54], masked language modeling [51, 67], and language modeling [28, 61]. These pre-trained models can then be fine-tuned for specific downstream tasks, such as visual question answering, image captioning, image retrieval, and text-to-image generation.

Pre-training for text recognition. Several methods have been studied to employ pre-training for text recognition. In [12, 20, 30, 36, 44, 45, 60], the recognition model is pre-trained on synthesized data using supervised learning. However, despite this approach, the recognition performance is still limited by the domain gap between synthesized and real data. To improve the recognition accuracy, some methods use unlabeled real images or text corpus. For instance, [32] introduces self-supervised contrastive pre-

training to learn representations from the input real images, while [58] integrates contrastive learning and masked image modeling to pre-train the recognition model. Notably, the aforementioned methods are mainly focused on visual representation learning. In [12] and [41], a separate pre-trained language model is used to enhance the language modeling capability.

Compared to previous techniques that concentrate solely on either visual or language representation learning, our proposed approach combines vision and language pre-training into a single, integrated model. This approach naturally integrates with the encoder-decoder recognition model, leading to improved representation quality for both vision and language.

Vision-language pre-training for document understanding. Some document understanding methods utilize vision-language pre-training to model both visual and linguistic information. For instance, the MVLM module in LayoutLM [56] is proposed to align visual and textual representations, while VLPT [48] uses image-text contrastive learning to enhance visual representations.

Our proposed vision-language pre-training approach differs from LayoutLM and VLPT in several ways. Specifically, LayoutLM takes multi-modal information (visual tokens and textual tokens) as input to the network and learns to process both image and text information. In contrast, our approach only takes the image as input and utilizes language to assist in learning the decoder. Moreover, our approach differs from VLPT in that VLPT mainly uses masked language modeling and cross-model contrastive schemes to learn the image encoder, while our approach employs masked image modeling to learn the text-image encoder and language pre-training with masking for the decoder.

3. Approach

In this section, we will first present our encoder-decoder recognition model which is equipped with transformer. After that, the visual pre-training of encoder and the language pre-training of decoder will be described respectively.

3.1. Encoder-Decoder Transformer for Text Recognition

We adopt the encoder-decoder transformer architecture for text recognition. The encoder extracts a sequence of patch representations, and the decoder maps the patch representations to text representations. Figure 2 illustrates the encoder-decoder transformer architecture.

Encoder. The encoder receives an image, $I \in \mathbb{R}^{3 \times H \times W}$, as the input. We partition the image vertically into a set of M vertical patches, $[p_1, p_2, \dots, p_M]$. The size of each

patch is $H \times W/M$. We process the flattened patches using linear projection to get patch embeddings. We add the 1D positional embeddings, which is enough as we partition the images vertically. We use the ViT [11], consisting of a sequence of multi-head self-attention and FFN units, as the encoder and learn the patch-level representations, $F = [f_1, f_2, \dots, f_M]$, for the text image.

Decoder. We form the text recognition decoder by following the decoder style of the DETR [3] that is originally designed for object detection. The decoder transforms the N input embeddings, $C = [c_1, c_2, \dots, c_N]$, called character queries, into output embeddings in parallel, which are then independently mapped into characters through a linear classifier.

Loss. The labels of the text recognition task are ordered strings. So unlike the DETR which uses the matching mechanism to assign ground truth for each output, we directly allocate the label of each character prediction in order. We denote the character predictions by $Y = [y_1, y_2, \dots, y_N]$. Assuming N is larger than the number of characters in the text image. We consider the ground truth as $Y^* = [y_1^*, y_2^*, \dots, y_N^*]$ padded with an end-of-sentence symbol [EOS]. The loss function is formulated as follows,

$$\ell(Y, Y^*) = \frac{1}{L+1} \sum_{l=1}^{L+1} \text{CE}(y_l, y_l^*), \quad (1)$$

where $\text{CE}(\cdot, \cdot)$ is the cross-entropy loss. L is the number of characters in the text image. To balance the number of [EOS] and other characters, we only employ the loss function on the characters as well as the first [EOS].

3.2. Masked Image Modeling on Encoder for Visual Pre-training

We follow the masked image modeling framework, which is recently studied for general image representation pre-training, and adopt the context autoencoder-style method [6] to pre-train the encoder for text image representation learning. The context autoencoder separates the decoding role from the encoder and drives the encoder to focus on representation learning, which is a better choice for our visual representation learning.

The encoder pre-training process is given as follows. The input text image is randomly masked with a given masking ratio and the remaining parts, which are termed visible patches are sent to the encoder, generating the representations of visible patches. Then, the representations of visible patches are fed into a latent contextual regressor with mask queries, predicting the representations for masked patches Z_m which is expected to be close to the representations Z_m^* of masked patches directly computed

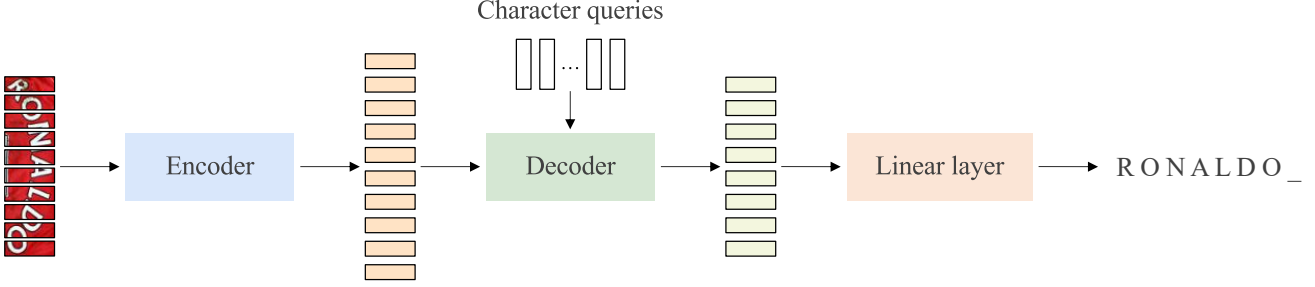


Figure 2. Encode-decoder transformer for text recognition. The encoder extracts a sequence of patch representations, and the decoder maps the patch representations to a sequence of representations, followed by a linear layer to recognize the sequence of characters.

from the encoder. Last, the representations of the predicted masked patches go into the image decoder, predicting the targets \mathbf{T}_m . Figure 3 illustrates the encoder pre-training architecture.

We use the patch RGB values, processed with layer normalization (Gaussian normalization), to form the targets. The loss function for encoder pre-training is a combination of representation alignment loss and prediction loss and is given as follows,

$$\ell_t(\mathbf{T}_m, \mathbf{T}_m^*) + \lambda \ell_z(\mathbf{Z}_m, \mathbf{Z}_m^*). \quad (2)$$

Here, both losses $\ell_t(\cdot, \cdot)$ and $\ell_z(\cdot, \cdot)$ are the MSE loss. λ is the trade-off parameter and is set to 0.05 in our implementation.

3.3. Masked Image-Language Modeling on Decoder for Language Pre-training

Unifying the vision and language pre-training in a single model is not easy, since the granularity of image and text are different and the semantic of vision and language are not aligned. The core designs of our method to overcome this problem are that: 1) we transfer the text to image via text to image generation, thus the modality difference between image and text is eliminated. 2) We propose masked image-language modeling, which randomly masks some characters of the input image, and predicts the masked characters via the unmasked part. 3) We also design a sequential pre-training mechanism by freezing the pre-trained encoder to handle the domain gap between real image and synthesized image, so that the language presentation is enhanced while the pre-trained encoder which learns better visual representation is not affected.

In detail, we transform the text data to images via a public synthesis tool Text Render¹. Given a text corpus, some fonts, and some background images, the synthesized text images as well as the location annotation of characters can be generated.

To further enhance the language modeling capability of the decoder, we adopt the idea of masked language modeling and introduce a masked image-language modeling scheme. As shown in Figure 4, we randomly mask some characters and accordingly the patches, and send the remaining visible patches to the encoder, obtain the representations of visible patches, \mathbf{F}_v . Then, we insert the zero representations \mathbf{F}_m to the positions corresponding to the masked patches, and feed the combined representations $\mathbf{F} = [\mathbf{F}_v \mathbf{F}_m]$ with the corresponding positional embeddings added into the decoder, predicting the text: $\bar{\mathbf{Y}} = [\bar{\mathbf{y}}_1 \bar{\mathbf{y}}_2 \dots \bar{\mathbf{y}}_N]$.

The loss function is similar to BERT [10] and is merely about masked characters. We formulate it as follows,

$$\ell(\bar{\mathbf{Y}}_l, \mathbf{Y}_l^*) = \frac{1}{L} \sum_{l=1}^L \text{CE}(\mathbf{y}_{n_l}, \mathbf{y}_{n_l}^*), \quad (3)$$

where L is the number of masked characters, and $\{n_1, n_2, \dots, n_L\}$ are the positions of the masked characters.

Considering the style of synthesized text images might be different from the real text images, we keep the encoder (learned from encoder pre-training) not updated and only optimize the decoder, so that the pre-training stage of the decoder does not affect the representation quality of the pre-trained encoder.

4. Experiments

4.1. Datasets

Chinese text line images. The pre-training set consists of 100 million unlabeled text line images collected from practical scenarios for visual pre-training, and 100 million synthetic text line images for language pre-training. The real images are collected from documents and street view, and the text in them is almost in Chinese. We collect text corpus from Chinese corpus², and generate 100 million images

¹https://github.com/oh-my-ocr/text_renderer

²<https://github.com/crownpku/awesome-chinese-nlp>

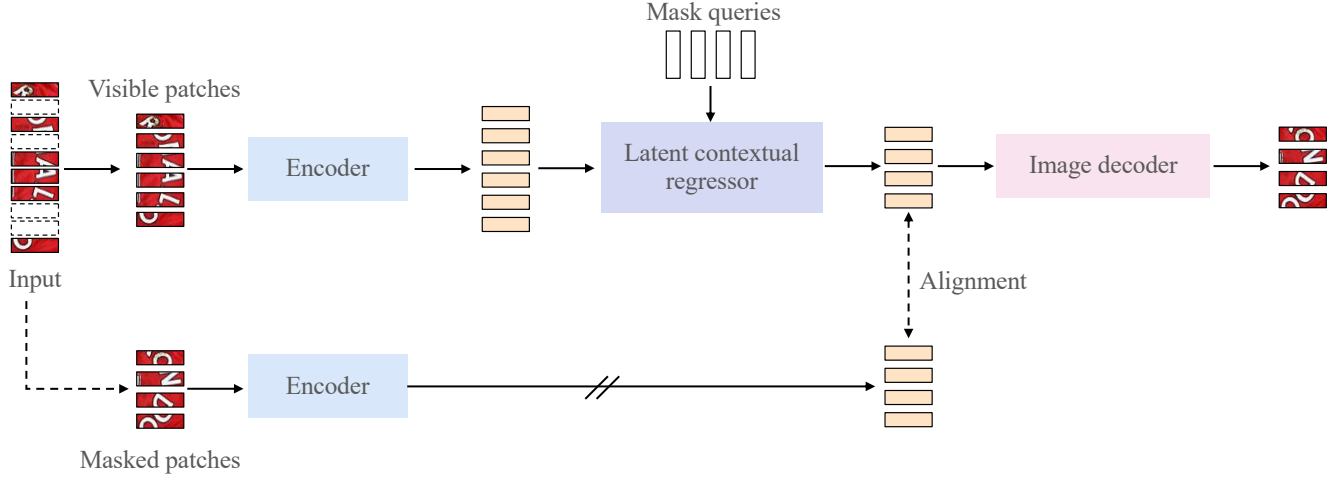


Figure 3. Visual pre-training on encoder. We adopt a masked image modeling approach to pre-train the encoder for text image representation learning. In this example, six image patches (top) are visible patches, and the other four (bottom) to be predicted are masked patches.

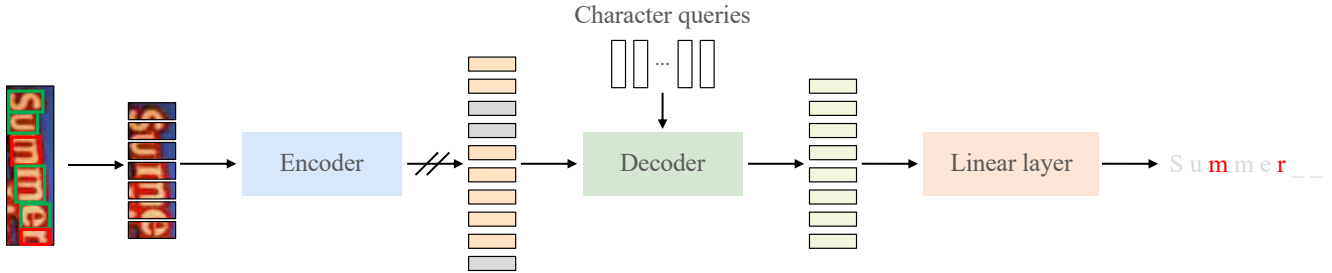


Figure 4. Language pre-training on decoder. The whole pipeline is similar with the one in Figure 2. The difference is that the input to the encoder are the visible patches. The visible patches are formed by masking the image patches that correspond to the target characters (the patch number may be greater than the character number). The input representations to the decoder are a combination of encoded representations and zero representations added to the positions (gray boxes) where the masked patches are. The prediction targets are the characters that are masked. The encoder is fixed when performing decoder pre-training.

with 64 commonly used fonts using Text Render. Specifically, for each synthetic sample, the text transcription as well as the character bounding boxes are given.

We first pre-train the encoder and decoder serially on the collected real images and the synthetic images, and then finetune our model on a large-scale Chinese text image benchmark BCTR [5]. BCTR consists of four subsets (scene, web, document, and handwriting) and provides 1.4 million fully labeled images in total. The scene subset (Sen) is derived from some scene text datasets, including RCTW [46], ReCTS [64], LSVT [49], ArT [9], and CTW [62], resulting in 636,455 images. The web subset (Web) is constructed based on the MTWI [18] dataset and contains 140589 text images. The document subset (Doc) is composed of 500000 synthetic text images generated by Text Render in document style. The handwriting subset (Hand) is collected from a handwriting dataset SCUT-HCCDoc [63], and 116643 text images are included.

English text word images. We follow [58] and collect

about 15.8 million unlabeled English word images from CC-OCR [59] for visual pre-training. In addition, we also synthesize 100 million English word images for language pre-training. Similarly, we collect corpus from WikiText103 [37] and generate synthetic images with Text Render and 10 commonly used English fonts.

Following [12, 45, 55, 60, 65], two synthetic datasets MJSynth [20] and SynthText [15] are used for the training of downstream recognition tasks. Besides, we also collect 2.78 million real labeled images from TextOCR [47] and Open Images Dataset v5³ as [58] to verify the effectiveness of pre-training when finetuned on real images. We evaluate our model on six public scene text datasets: ICDAR 2013 (IC13) [26], Street View Text (SVT) [52], IIIT5K-Words (IIIT5K) [38], ICDAR 2015 (IC15) [25], Street View Text-Perspective (SVTP) [39], and CUTE80 (CUTE) [43]. The

³https://storage.openvinotoolkit.org/repositories/openvino_training_extensions/datasets/open_images_v5_text

samples in the first three datasets are all regular text images and the remaining datasets may contain perspective or curved text images.

4.2. Implementation Details

Encoder-decoder transformer. The image patches are fed into a linear projection layer and then sent to the ViT. Two ViT structures are studied: ViT-S (12 transformer blocks with dimension 384), and ViT-B (12 transformer blocks with dimension 768). The decoder consists of four decoder layers, each of which includes a self-attention unit, a cross-attention unit, and an FFN unit. Each attention module is a 12-head attention with dimension 384.

We train the encoder-decoder transformer with AdamW optimizer [33], cosine learning rate decay [19], a weight decay of 0.05, a drop path ratio of 0.1, and a batch size of 512. When the model is trained from scratch, the learning rate is set to $1e-3$. Otherwise, the model is optimized with an initial learning rate of $1e-4$. We set the training epochs as 120 and 20 for the Chinese text line recognition model and the English word recognition model with a warm-up of 5 epochs and 0.5 epochs respectively.

Visual pre-training on encoder. The latent contextual regressor consists of four regressor layers. Each layer includes a cross-attention unit and an FFN unit. The image decoder consists of four layers, and each layer includes a self-attention unit and an FFN unit. Each attention module is also a 12-head attention with dimension 384. Following [16], we use the normalized pixel values of each masked patch as task.

We optimize the model with AdamW optimizer and set the learning rate with the linear learning rate scaling rule [13]: $lr = base_lr \times batchsize/256$. By default, the $base_lr$ is set to $1.5e-4$ with cosine learning rate decay and a 0.5 epoch warm-up. We train the encoder for 10 epochs and 30 epochs for Chinese data and English data pre-training, with the batch size being 4096.

Language pre-training on decoder. We mask some characters with a ratio of 0.15 and accordingly mask the patches that contain the characters. This might lead to that a different number of patches are masked for different text images as one character may correspond to a different number of patches. We adopt masked attention to replace the original attention in the encoder with the parameters unchanged.

We pre-train the decoder for 5 epochs with a batch size of 512, an initial learning rate of $1e-4$, a 0.5 epochs warmup, and a cosine learning rate decay.

Data preprocessing. Since the Chinese text line images vary greatly in width, we resize the height of the input image to 32 with the aspect ratio kept and pad the width of the input images to 400. For the English word samples, we directly resize all input images to 32×128 . We set the width

of the split vertical patch to 4 for all datasets by default. During the training of downstream recognition, some data augmentations like rotation, distortion, and color jitter are also used.

Evaluation We evaluate BCTR by first processing the predictions and ground truth with the following rules as [5]: (i) convert the full-width characters to half-width characters; (ii) convert all traditional Chinese characters to simplified characters; (iii) convert all English characters to lowercase; (iv) remove all spaces. After that, we compute the accuracy in sentence level over each subset and the whole dataset (Avg).

To evaluate the six scene English text datasets, we follow [12, 45, 55, 60, 65] and evaluate the recognition performance of our model with case-insensitive word accuracy. We also report the average accuracy (Avg) over all samples.

4.3. Ablation Studies

In this section, we conduct ablation studies on the BCTR dataset to verify the effectiveness of our proposed pre-training method. All experiments are conducted on 8 A100 GPUs with the ViT-B as the encoder.

The effectiveness of vision-language pre-training. To verify the effectiveness of vision-language pre-training, four models are trained. (i) The model is randomly initialized. (ii) The encoder is initialized with visual pre-training, and the rest parts are randomly initialized. (iii) The model is initialized with language pre-training which pre-trained on synthetic data. (iv) The model is initialized with vision-language pre-training.

The results are presented in Table 1, which demonstrate the effectiveness of vision-language pre-training. Specifically, the superiority of the "V" model over the "Scratch" model indicates that visual pre-training of the encoder can lead to an improvement of up to 4%. In addition, language pre-training also yields better performance, achieving a 1.9% improvement over the "Scratch" model. Moreover, the visual pre-training and language pre-training are complementary, as evidenced by the 1% improvement achieved by the "V + L" model over the "V" model. These results provide strong evidence that language pre-training is a valuable approach.

Evaluation of representation quality. To evaluate the quality of representations learned by our pre-trained model, we conducted linear probing experiments. We fixed the pre-trained encoder and decoder, which was pre-trained using vision-language pre-training, and only updated the parameters of the remaining linear layer. Surprisingly, the model achieved an average accuracy of 47.8%, indicating that with vision-language pre-training, the encoder and decoder are already capable of learning meaningful representations.

We also examined the quality of representations learned

Table 1. Ablation about vision-language pre-training. “Scratch” means the model is trained from scratch. “V” and “L” mean visual pre-training and language pre-training respectively.

	Scce	Web	Doc	Hand	Avg
Scratch	68.8	70.7	98.6	49.4	75.8
V	72.3	73.7	99.2	62.5	79.8
L	71.0	72.4	98.8	54.5	77.7
V + L	73.9	74.8	99.3	63.7	80.8

Table 2. Studying if the pre-trained encoder is simultaneously re-trained during decoder pre-training. (i) The model is trained from scratch. (ii) the pre-trained encoder is retrained during the decoder pre-training. (iii) The pre-trained encoder is fixed when conducting decoder pre-training.

	Scce	Web	Doc	Hand	Avg
Scratch	68.8	70.7	98.6	49.4	75.8
Retrain encoder	69.0	71.4	99.0	53.3	76.7
Fix encoder	73.9	74.8	99.3	63.7	80.8

through visual pre-training, which fixes the pre-trained encoder and fine-tunes the decoder and linear layer of the recognition model. The model achieved an average accuracy of 73.6%, demonstrating that visual pre-training also enhances the representation quality of the encoder.

The effectiveness of our serially pre-training mechanism. To address the large domain gap between real and synthesized images, we fixed the pre-trained encoder when conducting language pre-training on the decoder. A comparison of our serially pre-trained mechanism with the encoder retrained from pre-trained weights is shown in Table 2, which demonstrates the effectiveness of our approach. Specifically, when retraining the encoder from pre-trained weights during decoder pre-training, an average accuracy of 76.7% was achieved, which outperformed the scratch model (75.8%). However, this approach yielded a 4.1% drop in accuracy compared to our serially pre-trained model (80.8%), suggesting that the pre-trained encoder would be impacted by the synthesized text images if it were retrained during decoder pre-training. This emphasizes the large domain gap between synthetic and real data.

Masking ratio of visual pre-training We conducted an exploration into the effect of different masking ratios, namely 0.30, 0.45, and 0.60, for visual pre-training. The results have been presented in Table 3, and we found that the optimal masking ratio for downstream recognition task was 0.45. It is worth noting that our optimal masking ratio is lower than that reported in MAE [16] (0.75). This discrepancy could be attributed to the higher information density of the text images used in our experiments.

Table 3. Ablation about the masking ratio of visual pre-training. In our experiments, the optimal masking ratio for downstream recognition task was 0.45.

Masking ratio	Scce	Web	Doc	Hand	Avg
0.30	71.5	73.1	99.1	61.8	79.3
0.45	72.3	73.7	99.2	62.5	79.8
0.60	72.0	73.6	99.1	60.7	79.4

Table 4. Ablation about the masking strategy in language pre-training. It can be seen that masking helps the performance, particularly for challenging scenarios such as scenes and handwritten text recognition, where accurate recognition is more difficult to achieve. “M” means trained with the masking strategy and “V” means trained with the visual pre-training.

M	V	Scce	Web	Doc	Hand	Avg
×	×	69.3	71.4	98.6	49.3	76.1
✓	×	71.0	72.4	98.8	54.5	77.7
×	✓	73.1	74.6	99.3	63.6	80.5
✓	✓	73.9	74.8	99.3	63.7	80.8

Masking strategy of language pre-training We have examined the impact of masking strategy on language pre-training in Table 4. The results show that the language models trained with the masking strategy outperformed those without on both the scenarios of only conducting language pre-training and integrating visual pre-training. The results highlight the efficacy of masking strategy in capturing the underlying linguistic rules during pre-training, particularly for challenging scenarios such as scenes and handwritten text recognition.

Comparison with supervised pre-training. To demonstrate the superiority of our vision-language pre-training, we conducted a comparison with supervised pre-training, the results of which are presented in Table 5. Specifically, we pre-trained the recognition model on 100 million synthetic images and fine-tuned it on the BCTR dataset. Our findings show that, compared to the model trained from scratch, the model with supervised pre-training only achieved marginal improvement, indicating that supervised pre-training with synthetic images is unnecessary when there is an abundance of real labeled data. However, our proposed vision-language pre-training resulted in a 5% improvement, highlighting its effectiveness.

Vertical patch size. In our study, we evaluated the performance of two different patch sizes without pre-training, the results of which are presented in Table 6. We found that the larger patch size led to worse performance, dropping the accuracy by 3.6%. We hypothesize that this may be due to

Table 5. Comparison with supervised pre-training. (i) The model is trained without pre-training model. (ii) The pre-trained model is trained on synthetic data with supervised pre-training. (iii) The model is pre-trained with our vision-language pre-training.

	Sce	Web	Doc	Hand	Avg
Scratch	68.8	70.7	98.6	49.4	75.8
Supervised pre-training	69.3	71.4	98.6	49.3	76.1
Ours	73.9	74.8	99.3	63.7	80.8

the higher information density of the embedded token in the larger patch size, making it more difficult to learn.

Table 6. Ablation about the vertical patch size.

Patch size	Sce	Web	Doc	Hand	Avg
32×4	68.8	70.7	98.6	49.4	75.8
32×8	64.0	67.3	97.5	43.3	72.2

Generalizability. To demonstrate the effectiveness and generalizability of our proposed vision-language pre-training, we conducted experiments on a widely used text recognition decoder, the Connectionist Temporal Classification (CTC) decoder. We utilized multiple transformer encoder layers as the sequence decoder and trained the model using CTC loss. During language pre-training, we randomly masked some characters and predicted the entire text sequence using CTC loss.

To validate the effectiveness of our approach, we trained two models: one trained from scratch and the other initialized with vision-language pre-training. Our results demonstrate that the model initialized with vision-language pre-training achieved higher accuracy, with a 3.4% performance gain over the scratch model. Specifically, we achieved accuracies of 76.7% and 80.1%, respectively. These findings support the robustness and generalizability of our proposed model in the encoder-decoder recognition framework.

Qualitative analysis. We visualize some examples result of masked image modeling in Figure 5. The input images are randomly masked with a masking ratio of 0.45. As a result, a part of a character or a whole character may be not visible for the encoder. The semantically plausible reconstructed results in the third row show that meaningful visual representation are learned by the encoder.

We also show some results of the models without and with vision-language pre-training in Figure 6. As shown, when trained from scratch, the model is not robust to WordArt, occluded characters, and characters in similar forms. Benefiting from the visual and linguistic prior knowledge of real images and text corpus, the model with vision-

language pre-training can handle the above-mentioned scenarios well.

4.4. Comparison with State-of-the-art Methods

Comparison with state-of-the-art pre-training method.

We compare our method with previous state-of-the-art visual pre-training method DiG [58] fairly with the same data setting. Specifically, we first pre-train our model on CC-OCR, MJSynth, and SynthText, following [58] and finetune the pre-trained model on varying percentages of real labeled samples (1%, 10%, and 100%) sourced from TextOCR and Open Images Dataset v5. Our model’s performance was thoroughly evaluated and compared against DiG, as presented in Table 7.

We discovered that pre-training DiG led to a significant improvement in performance compared to the DiG baseline results obtained without pre-training. However, it is unclear whether this improvement is solely due to DiG pre-training or differences in the training settings. To reduce uncertainty, we trained a commonly used recognition model, CRNN [44]⁴, using the same data settings as our model, and achieved results of 63.5%, 79.6%, and 89.4%. Notably, CRNN was published in 2015 and its performance is generally not competitive with most recent recognition methods. The results of CRNN in Table 7 are significantly higher than the DiG baseline, suggesting that the observed performance gains may be primarily due to differences in the training settings used for the DiG baseline rather than the DiG pre-training.

Due to the aforementioned reasons, we directly compared the performance of pre-training. Remarkably, our proposed approach significantly outperformed DiG in all the cases. Most notably, our method achieved an exceptional accuracy of 90.9% with only 27.8K (1%) real labeled images during finetuning, providing substantial evidence of the significant reduction in the demand for labeled data offered by our approach. Furthermore, the performance gains observed in our model, equipped with pre-trained encoder and decoder, further underscore the effectiveness of our pre-training mechanism.

Chinese Text Line Recognition. We evaluate the ability of our model to recognize Chinese text lines on the BCTR dataset. We set the number of character queries N to 40 since most of the samples in BCTR have less than 40 characters. We show the results of our method and some representative methods on the BCTR dataset in Table 8. When training from scratch, our method with ViT-S as encoder outperforms all the previous methods while with the smallest model size. Specifically, our method is better than the previous best method TransOCR [4] by 2.8%

⁴<https://github.com/PaddlePaddle/PaddleOCR>




Figure 5. Example results of masked image modeling. The first row are the input images, the remaining two rows are masked images and reconstructed images.

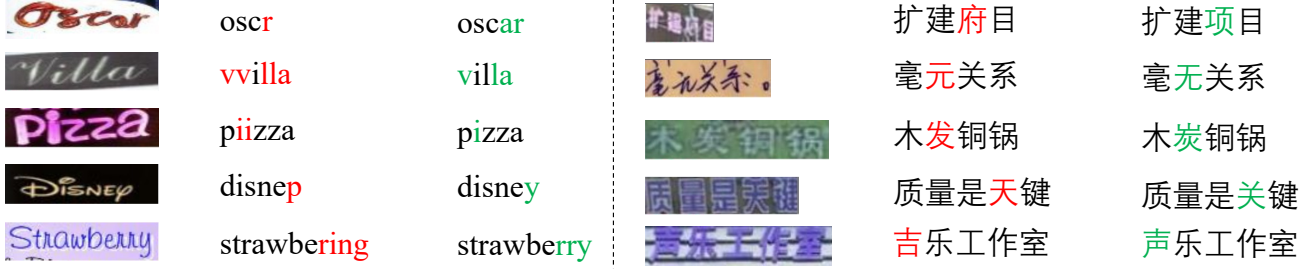


Figure 6. Visualization of text recognition results. The images in the first column and the fourth column are the input images. The results in the second column and the fifth column are predicted by the models trained from scratch. The results in column 3 and column 6 are output by the models with vision-language pre-training.

Table 7. Comparison with state-of-the-art pre-training method DiG. “Scratch” denotes the model is trained from scratch. “V” means finetuned with visual pre-training, “V + L” means finetuned with vision-language pre-training.

	1%	10%	100%	#Params
CRNN Scratch	63.5	79.6	89.4	25M
DiG (ViT-S) Scratch	9.2	73.4	91.4	36M
DiG (ViT-S) V	84.6	92.0	94.6	36M
Ours (ViT-S) Scratch	72.3	90.6	95.2	31M
Ours (ViT-S) V	87.7	92.6	95.3	31M
Ours (ViT-S) V + L	90.9	93.8	95.6	31M

(72.8%*v.s.*75.6%). When training with the pre-trained encoder and decoder, our models surpass the previous best results by large margins. In detail, our method shows steady improvement with the increase of the model size and improves over the state-of-the-art by 5.3% and 8.0% respectively.

English scene text recognition. Following [44, 45], we set the number of character queries N to 25 which exceeds the lengths of most English words. Since scene text appeared in natural scenes always with distortions or irregular layouts, we employ a spatial transformer network [21] which is adopted in [45] to rectify the input image and train it with

our recognizer jointly.

Text recognition in the early days faced the challenge of limited annotated data, which led to the common practice of training on synthetic data and testing on real data. However, as data has accumulated over the past decade and unsupervised techniques have advanced, pre-training on synthetic data and testing on real data has become increasingly impractical. Firstly, there is now an abundance of millions of real data samples available, providing sufficient resources for training recognition models. Secondly, domain differences between synthetic and real data can cause differences in the effectiveness of training. Therefore, the performance demonstrated in synthetic data training may not be representative of real data training. Thirdly, current unsupervised methods usually pre-train on real data to learn good feature representations, and fine-tuning on synthetic data may impair the effectiveness of pre-training. Consequently, we advocate pre-training on unlabeled real data and fine-tuning on labeled real data for evaluating model performance. As most methods are trained only on synthetic data, we also provide a comparison with this approach for reference. We report the results of our method and existing methods in Table 9 and compare them in detail.

When trained on “synth” (MJSynth + SynthText) without pre-training, our method significantly surpasses the previous methods and achieves the best performance. When trained on synthetic data with pre-training, our method achieves comparable results with previous best model

Table 8. Text recognition results on the BCTR dataset. VP and LP mean Visual Pre-training and Language Pre-training respectively.

Methods	VP	LP	See	Web	Doc	Hand	Avg	#Params
CRNN [44]	×	×	53.4	54.5	97.5	46.4	67.0	-
ASTER [45]	×	×	54.5	52.3	93.1	38.9	64.7	-
SAR [27]	×	×	62.5	54.3	93.8	31.4	67.3	-
SRN [60]	×	×	60.1	52.3	96.7	18.0	65.0	-
TransOCR [4]	×	×	63.3	62.3	96.9	53.4	72.8	84M
Ours (ViT-S)	×	×	68.6	70.3	98.5	49.1	75.6	36M
Ours (ViT-B)	×	×	68.8	70.7	98.6	49.4	75.8	100M
Ours (ViT-S)	✓	✓	71.4	72.5	98.8	55.6	78.1	36M
Ours (ViT-B)	✓	✓	73.9	74.8	99.3	63.7	80.8	100M

Table 9. Text recognition results on six English scene text datasets. VP, LP and AD mean Visual Pre-training, Language Pre-training and Annotated Data respectively.

Methods	VP	LP	AD	IC13	SVT	IIIT5K	IC15	SVTP	CUTE	Avg	#Params
ASTER [45]	×	×	synth	91.8	89.5	93.4	76.1	78.5	79.5	86.7	-
TextScanner [50]	×	×	synth	92.9	90.1	93.9	79.4	84.3	83.3	84.4	-
PIMNet [40]	×	×	synth	95.2	91.2	95.2	83.5	84.3	84.4	90.5	-
SRN [60]	×	×	synth	95.5	91.5	94.8	82.7	85.1	87.8	90.4	55M
VisionLan [55]	×	×	synth	95.7	91.7	95.8	83.7	86.0	88.5	91.2	33M
ABINet [12]	×	×	synth	94.9	90.4	94.6	81.7	84.2	86.5	89.8	24M
I2C2W [57]	×	×	synth	95.0	91.7	94.3	82.8	83.1	93.1	90.2	-
Ours (ViT-S)	×	×	synth	97.7	93.7	95.4	86.6	89.0	87.5	92.5	31M
Ours (ViT-B)	×	×	synth	96.8	94.7	95.3	87.1	89.3	90.6	92.7	97M
SEED [41]	×	✓	synth	92.8	89.6	93.8	80.0	81.4	83.6	88.3	-
ABINet [12]	×	✓	synth	97.4	93.5	96.2	86.0	89.3	89.2	92.7	37M
ConCLR [65]	×	✓	synth	97.7	94.3	96.5	85.4	89.3	91.3	92.8	37M
PerSec [32]	✓	×	synth	97.2	94.6	96.3	84.4	89.5	90.2	92.4	-
DiG (ViT-S) [58]	✓	×	synth	97.1	93.4	96.7	87.1	90.1	88.5	93.1	36M
DiG (ViT-B) [58]	✓	×	synth	96.9	94.6	96.7	87.1	91.0	91.3	93.4	52M
TrOCR [30]	✓	✓	synth	98.3	93.2	91.0	84.0	91.0	89.6	90.3	558M
Ours (ViT-S)	✓	✓	synth	97.7	94.0	95.8	87.5	90.2	89.2	93.0	31M
Ours (ViT-B)	✓	✓	synth	98.1	94.9	95.8	87.5	89.8	90.3	93.1	97M
DiG (ViT-S) [58]	✓	×	real	97.3	96.1	97.7	88.6	91.6	96.2	94.6	36M
DiG (ViT-B) [58]	✓	×	real	97.6	96.5	97.6	88.9	92.9	96.5	94.9	52M
MAERec-S [24]	✓	×	real	-	-	-	-	-	-	94.6	21M
Ours (ViT-S)	✓	✓	real	97.8	96.9	98.0	90.2	94.9	96.2	95.6	31M
Ours (ViT-B)	✓	✓	real	98.2	96.9	98.0	90.1	94.6	95.8	95.6	97M

DiG [58]. Besides, When finetuned on real datasets (TextOCR + Open Images Dataset v5) as [24, 58], our method achieves the best performance (95.6% vs. 94.9% vs. 94.6%). The extensive comparisons demonstrate the excellence of our proposed method.

Note that, some methods may also achieve good performance but not relevant to pre-training are not listed. These methods, perform semi-supervised learning on real data [12, 66], refine the results with iterative mechanism [2,

12], or predict text in multi-granularity [53] are complementary to our approach and may benefit our approach.

We also observe that the improvement brought by pre-training is more pronounced for Chinese benchmarks than for English benchmarks. This could be attributed to several reasons. Firstly, the current English recognition datasets contain fewer characters and shorter text length, making it relatively easier than Chinese recognition. Secondly, the accuracy of current models on English benchmarks is already

Table 10. Comparison of run time.

Methods	Avg	#Params	FPS
ABINet [12]	92.7	37M	545
DiG [58]	94.6	36M	188
Ours(ViT-S)	95.6	31M	1160

high and near saturation, with only marginal gains from pre-training as shown by the small improvement margin (0.4%) between DiG (ACM MM2022) and ABINet (CVPR 2021). Lastly, pre-training is more beneficial for challenging scenarios where the original model performs poorly. In many real-world scenarios that are more challenging and lack sufficient labeled data, the performance gain from pre-training can be substantial, such as the handwriting set of BCTR.

Runtime Comparison. We compare the runtime of our method with two competitive other recognition methods that with similar parameters as ours. The runtime is evaluated on an A100 GPU with a batch size of 64, the results are shown in Table 10. Compared to ABINet and DiG, our method has the smallest number of parameters, the highest accuracy, and the fastest running speed.

5. Conclusion

The core of the proposed approach for text recognition lies in that we pre-train the recognition model, including both the encoder and the decoder to learn vision and language representation. The visual pre-training is able to benefit from large-scale real text images that are easily available without the need for text annotation. The language pre-training is able to benefit from the synthetic text images that are also easily available with the character-level annotation easily obtained. Experiments verify the effectiveness of our proposed vision-language pre-training.

References

- [1] Hangbo Bao, Li Dong, Songhao Piao, and Furu Wei. Beit: BERT pre-training of image transformers. In *ICLR*, 2022. 2
- [2] Darwin Bautista and Rowel Atienza. Scene text recognition with permuted autoregressive sequence models. In *ECCV*, volume 13688, pages 178–196, 2022. 10
- [3] Nicolas Carion, Francisco Massa, Gabriel Synnaeve, Nicolas Usunier, Alexander Kirillov, and Sergey Zagoruyko. End-to-end object detection with transformers. In *ECCV*, pages 213–229, 2020. 3
- [4] Jingye Chen, Bin Li, and Xiangyang Xue. Scene text telescope: Text-focused scene image super-resolution. In *CVPR*, pages 12026–12035, 2021. 8, 10
- [5] Jingye Chen, Haiyang Yu, Jianqi Ma, Mengnan Guan, Xixi Xu, Xiaocong Wang, Shaobo Qu, Bin Li, and Xiangyang Xue. Benchmarking chinese text recognition: Datasets, baselines, and an empirical study. *CoRR*, abs/2112.15093, 2021. 5, 6
- [6] Xiaokang Chen, Mingyu Ding, Xiaodi Wang, Ying Xin, Shentong Mo, Yunhao Wang, Shumin Han, Ping Luo, Gang Zeng, and Jingdong Wang. Context autoencoder for self-supervised representation learning. *CoRR*, abs/2202.03026, 2022. 3
- [7] Xinlei Chen, Haoqi Fan, Ross B. Girshick, and Kaiming He. Improved baselines with momentum contrastive learning. *CoRR*, abs/2003.04297, 2020. 2
- [8] Xinlei Chen, Saining Xie, and Kaiming He. An empirical study of training self-supervised vision transformers. In *ICCV*, pages 9620–9629, 2021. 2
- [9] Chee Kheng Chng, Errui Ding, Jingtuo Liu, Dimosthenis Karatzas, Chee Seng Chan, Lianwen Jin, Yuliang Liu, Yipeng Sun, Chun Chet Ng, Canjie Luo, Zihan Ni, Chuan-Ming Fang, Shuaitao Zhang, and Junyu Han. ICDAR2019 robust reading challenge on arbitrary-shaped text - rrc-art. In *ICDAR*, pages 1571–1576, 2019. 5
- [10] Jacob Devlin, Ming-Wei Chang, Kenton Lee, and Kristina Toutanova. BERT: pre-training of deep bidirectional transformers for language understanding. In *NAACL-HLT*, pages 4171–4186, 2019. 2, 4
- [11] Alexey Dosovitskiy, Lucas Beyer, Alexander Kolesnikov, Dirk Weissenborn, Xiaohua Zhai, Thomas Unterthiner, Mostafa Dehghani, Matthias Minderer, Georg Heigold, Sylvain Gelly, Jakob Uszkoreit, and Neil Houlsby. An image is worth 16x16 words: Transformers for image recognition at scale. In *ICLR*, 2021. 3
- [12] Shancheng Fang, Hongtao Xie, Yuxin Wang, Zhendong Mao, and Yongdong Zhang. Read like humans: Autonomous, bidirectional and iterative language modeling for scene text recognition. In *CVPR*, pages 7098–7107, 2021. 1, 2, 3, 5, 6, 10, 11
- [13] Priya Goyal, Piotr Dollár, Ross B. Girshick, Pieter Noordhuis, Lukasz Wesolowski, Aapo Kyrola, Andrew Tulloch, Yangqing Jia, and Kaiming He. Accurate, large minibatch SGD: training imagenet in 1 hour. *CoRR*, abs/1706.02677, 2017. 6
- [14] Alex Graves, Santiago Fernández, Faustino J. Gomez, and Jürgen Schmidhuber. Connectionist temporal classification: labelling unsegmented sequence data with recurrent neural networks. In *ICML*, pages 369–376, 2006. 2
- [15] Ankush Gupta, Andrea Vedaldi, and Andrew Zisserman. Synthetic data for text localisation in natural images. In *CVPR*, pages 2315–2324, 2016. 5
- [16] Kaiming He, Xinlei Chen, Saining Xie, Yanghao Li, Piotr Dollár, and Ross B. Girshick. Masked autoencoders are scalable vision learners. In *CVPR*, pages 15979–15988, 2022. 2, 6, 7
- [17] Kaiming He, Haoqi Fan, Yuxin Wu, Saining Xie, and Ross B. Girshick. Momentum contrast for unsupervised visual representation learning. In *CVPR*, pages 9726–9735, 2020. 2
- [18] Mengchao He, Yuliang Liu, Zhibo Yang, Sheng Zhang, Canjie Luo, Feiyu Gao, Qi Zheng, Yongpan Wang, Xin Zhang, and Lianwen Jin. ICPR2018 contest on robust reading for multi-type web images. In *ICPR*, pages 7–12, 2018. 5

- [19] Ilya Loshchilov and Frank Hutter. SGDR: Stochastic Gradient Descent with Warm Restarts. In *ICLR*, 2017. 6
- [20] Max Jaderberg, Karen Simonyan, Andrea Vedaldi, and Andrew Zisserman. Synthetic data and artificial neural networks for natural scene text recognition. *CoRR*, abs/1406.2227, 2014. 1, 2, 5
- [21] Max Jaderberg, Karen Simonyan, Andrew Zisserman, and Koray Kavukcuoglu. Spatial transformer networks. In *NeurIPS*, pages 2017–2025, 2015. 9
- [22] Max Jaderberg, Andrea Vedaldi, and Andrew Zisserman. Deep features for text spotting. In *ECCV*, pages 512–528, 2014. 2
- [23] Chao Jia, Yinfei Yang, Ye Xia, Yi-Ting Chen, Zarana Parekh, Hieu Pham, Quoc V. Le, Yun-Hsuan Sung, Zhen Li, and Tom Duerig. Scaling up visual and vision-language representation learning with noisy text supervision. In Marina Meila and Tong Zhang, editors, *ICML*, volume 139, pages 4904–4916, 2021. 2
- [24] Qing Jiang, Jiapeng Wang, Dezhi Peng, Chongyu Liu, and Lianwen Jin. Revisiting scene text recognition: A data perspective. In *ICCV*, pages 20543–20554, October 2023. 10
- [25] Dimosthenis Karatzas, Lluís Gomez-Bigorda, Angelos Nicolaou, Suman K. Ghosh, Andrew D. Bagdanov, Masakazu Iwamura, Jiri Matas, Lukas Neumann, Vijay Ramaseshan Chandrasekhar, Shijian Lu, Faisal Shafait, Seiichi Uchida, and Ernest Valveny. ICDAR 2015 competition on robust reading. In *ICDAR*, pages 1156–1160, 2015. 5
- [26] Dimosthenis Karatzas, Faisal Shafait, Seiichi Uchida, Masakazu Iwamura, Lluís Gomez i Bigorda, Sergi Robles Mestre, Joan Mas, David Fernández Mota, Jon Almazán, and Lluís-Pere de las Heras. ICDAR 2013 robust reading competition. In *ICDAR*, pages 1484–1493, 2013. 5
- [27] Hui Li, Peng Wang, Chunhua Shen, and Guyu Zhang. Show, attend and read: A simple and strong baseline for irregular text recognition. In *AAAI*, pages 8610–8617, 2019. 10
- [28] Junnan Li, Dongxu Li, Caiming Xiong, and Steven C. H. Hoi. BLIP: bootstrapping language-image pre-training for unified vision-language understanding and generation. In *ICML*, volume 162, pages 12888–12900, 2022. 2
- [29] Junnan Li, Ramprasaath R. Selvaraju, Akhilesh Gotmare, Shafiq R. Joty, Caiming Xiong, and Steven Chu-Hong Hoi. Align before fuse: Vision and language representation learning with momentum distillation. In *NeurIPS*, pages 9694–9705, 2021. 2
- [30] Minghao Li, Tengchao Lv, Lei Cui, Yijuan Lu, Dinei A. F. Florêncio, Cha Zhang, Zhoujun Li, and Furu Wei. Trocr: Transformer-based optical character recognition with pre-trained models. *CoRR*, abs/2109.10282, 2021. 2, 10
- [31] Minghui Liao, Jian Zhang, Zhaoyi Wan, Fengming Xie, Jiajun Liang, Pengyuan Lyu, Cong Yao, and Xiang Bai. Scene text recognition from two-dimensional perspective. In *AAAI*, pages 8714–8721, 2019. 2
- [32] Hao Liu, Bin Wang, Zhimin Bao, Mobai Xue, Sheng Kang, Deqiang Jiang, Yinsong Liu, and Bo Ren. Perceiving stroke-semantic context: Hierarchical contrastive learning for robust scene text recognition. In *AAAI*, 2022. 1, 2, 10
- [33] Ilya Loshchilov and Frank Hutter. Decoupled weight decay regularization. In *ICLR*, 2019. 6
- [34] Pengyuan Lyu, Minghui Liao, Cong Yao, Wenhao Wu, and Xiang Bai. Mask textspotter: An end-to-end trainable neural network for spotting text with arbitrary shapes. In *ECCV*, volume 11218, pages 71–88, 2018. 2
- [35] Pengyuan Lyu, Zhicheng Yang, Xinhang Leng, Xiaojun Wu, Ruiyu Li, and Xiaoyong Shen. 2d attentional irregular scene text recognizer. *CoRR*, abs/1906.05708, 2019. 2
- [36] Max Jaderberg and Karen Simonyan and Andrea Vedaldi and Andrew Zisserman. Reading text in the wild with convolutional neural networks. *IJCV*, pages 1–20, 2016. 1, 2
- [37] Stephen Merity, Caiming Xiong, James Bradbury, and Richard Socher. Pointer sentinel mixture models. In *ICLR*, 2017. 5
- [38] Anand Mishra, Karteek Alahari, and C. V. Jawahar. Scene text recognition using higher order language priors. In Richard Bowden, John P. Collomosse, and Krystian Mikolajczyk, editors, *BMVC*, pages 1–11, 2012. 5
- [39] Trung Quy Phan, Palaiahnakote Shivakumara, Shangxuan Tian, and Chew Lim Tan. Recognizing text with perspective distortion in natural scenes. In *ICCV*, pages 569–576, 2013. 5
- [40] Zhi Qiao, Yu Zhou, Jin Wei, Wei Wang, Yuan Zhang, Ning Jiang, Hongbin Wang, and Weiping Wang. Pimnet: A parallel, iterative and mimicking network for scene text recognition. In *ACM MM*, pages 2046–2055, 2021. 10
- [41] Zhi Qiao, Yu Zhou, Dongbao Yang, Yucan Zhou, and Weiping Wang. SEED: semantics enhanced encoder-decoder framework for scene text recognition. In *CVPR*, pages 13525–13534, 2020. 1, 3, 10
- [42] Alec Radford, Jong Wook Kim, Chris Hallacy, Aditya Ramesh, Gabriel Goh, Sandhini Agarwal, Girish Sastry, Amanda Askell, Pamela Mishkin, Jack Clark, Gretchen Krueger, and Ilya Sutskever. Learning transferable visual models from natural language supervision. In *ICML*, volume 139, pages 8748–8763, 2021. 2
- [43] Anhar Risnumawan, Palaiahnakote Shivakumara, Chee Seng Chan, and Chew Lim Tan. A robust arbitrary text detection system for natural scene images. *Expert Syst. Appl.*, pages 8027–8048, 2014. 5
- [44] Baoguang Shi, Xiang Bai, and Cong Yao. An end-to-end trainable neural network for image-based sequence recognition and its application to scene text recognition. *TPAMI*, pages 2298–2304, 2017. 1, 2, 8, 9, 10
- [45] Baoguang Shi, Mingkun Yang, Xinggang Wang, Pengyuan Lyu, Cong Yao, and Xiang Bai. ASTER: an attentional scene text recognizer with flexible rectification. *TPAMI*, pages 2035–2048, 2019. 1, 2, 5, 6, 9, 10
- [46] Baoguang Shi, Cong Yao, Minghui Liao, Mingkun Yang, Pei Xu, Linyan Cui, Serge J. Belongie, Shijian Lu, and Xiang Bai. ICDAR2017 competition on reading chinese text in the wild (RCTW-17). In *ICDAR*, pages 1429–1434, 2017. 5
- [47] Amanpreet Singh, Guan Pang, Mandy Toh, Jing Huang, Wojciech Galuba, and Tal Hassner. Textocr: Towards large-scale end-to-end reasoning for arbitrary-shaped scene text. In *CVPR*, pages 8802–8812, 2021. 5
- [48] Sibong Song, Jianqiang Wan, Zhibo Yang, Jun Tang, Wenqing Cheng, Xiang Bai, and Cong Yao. Vision-language pre-

- training for boosting scene text detectors. In *CVPR*, pages 15660–15670. IEEE, 2022. [3](#)
- [49] Yipeng Sun, Dimosthenis Karatzas, Chee Seng Chan, Lianwen Jin, Zihan Ni, Chee Kheng Chng, Yuliang Liu, Canjie Luo, Chun Chet Ng, Junyu Han, Errui Ding, and Jingtuo Liu. ICDAR 2019 competition on large-scale street view text with partial labeling - RRC-LSVT. In *ICDAR*, pages 1557–1562, 2019. [5](#)
- [50] Zhaoyi Wan, Minghang He, Haoran Chen, Xiang Bai, and Cong Yao. Textscanner: Reading characters in order for robust scene text recognition. In *AAAI*, pages 12120–12127, 2020. [10](#)
- [51] Jianfeng Wang, Xiaowei Hu, Zhe Gan, Zhengyuan Yang, Xiyang Dai, Zicheng Liu, Yumao Lu, and Lijuan Wang. UFO: A unified transformer for vision-language representation learning. *CoRR*, abs/2111.10023, 2021. [2](#)
- [52] Kai Wang, Boris Babenko, and Serge J. Belongie. End-to-end scene text recognition. In *ICCV*, pages 1457–1464, 2011. [2](#), [5](#)
- [53] Peng Wang, Cheng Da, and Cong Yao. Multi-granularity prediction for scene text recognition. In *ECCV*, volume 13688, pages 339–355, 2022. [10](#)
- [54] Wenhui Wang, Hangbo Bao, Li Dong, and Furu Wei. Vlm0: Unified vision-language pre-training with mixture-of-modality-experts. *CoRR*, abs/2111.02358, 2021. [2](#)
- [55] Yuxin Wang, Hongtao Xie, Shancheng Fang, Jing Wang, Shenggao Zhu, and Yongdong Zhang. From two to one: A new scene text recognizer with visual language modeling network. In *ICCV*, pages 14174–14183, 2021. [5](#), [6](#), [10](#)
- [56] Yiheng Xu, Minghao Li, Lei Cui, Shaohan Huang, Furu Wei, and Ming Zhou. Layoutlm: Pre-training of text and layout for document image understanding. In Rajesh Gupta, Yan Liu, Jiliang Tang, and B. Aditya Prakash, editors, *KDD*, pages 1192–1200, 2020. [3](#)
- [57] Chuhui Xue, Shijian Lu, Song Bai, Wenqing Zhang, and Changhu Wang. I2C2W: image-to-character-to-word transformers for accurate scene text recognition. *CoRR*, abs/2105.08383, 2021. [2](#), [10](#)
- [58] Mingkun Yang, Minghui Liao, Pu Lu, Jing Wang, Shenggao Zhu, Hualin Luo, Qi Tian, and Xiang Bai. Reading and writing: Discriminative and generative modeling for self-supervised text recognition. In *ACMMM*, pages 4214–4223, 2022. [1](#), [3](#), [5](#), [8](#), [10](#), [11](#)
- [59] Zhengyuan Yang, Yijuan Lu, Jianfeng Wang, Xi Yin, Dinei Florêncio, Lijuan Wang, Cha Zhang, Lei Zhang, and Jiebo Luo. TAP: text-aware pre-training for text-vqa and text-caption. In *CVPR*, pages 8751–8761, 2021. [5](#)
- [60] Deli Yu, Xuan Li, Chengquan Zhang, Tao Liu, Junyu Han, Jingtuo Liu, and Errui Ding. Towards accurate scene text recognition with semantic reasoning networks. In *CVPR*, pages 12110–12119, 2020. [1](#), [2](#), [5](#), [6](#), [10](#)
- [61] Jiahui Yu, Zirui Wang, Vijay Vasudevan, Legg Yeung, Mojtaba Seyedhosseini, and Yonghui Wu. Coca: Contrastive captioners are image-text foundation models. *CoRR*, abs/2205.01917, 2022. [2](#)
- [62] Tai-Ling Yuan, Zhe Zhu, Kun Xu, Cheng-Jun Li, Tai-Jiang Mu, and Shi-Min Hu. A large chinese text dataset in the wild. *JCST*, pages 509–521, 2019. [5](#)
- [63] Hesuo Zhang, Lingyu Liang, and Lianwen Jin. Scut-hccdoc: A new benchmark dataset of handwritten chinese text in unconstrained camera-captured documents. *PR*, page 107559, 2020. [5](#)
- [64] Rui Zhang, Mingkun Yang, Xiang Bai, Baoguang Shi, Dimosthenis Karatzas, Shijian Lu, C. V. Jawahar, Yongsheng Zhou, Qianyi Jiang, Qi Song, Nan Li, Kai Zhou, Lei Wang, Dong Wang, and Minghui Liao. ICDAR 2019 robust reading challenge on reading chinese text on signboard. In *ICDAR*, pages 1577–1581, 2019. [5](#)
- [65] Xinyun Zhang, Binwu Zhu, Xufeng Yao, Qi Sun, Ruiyu Li, and Bei Yu. Context-based contrastive learning for scene text recognition. In *AAAI*, 2022. [5](#), [6](#), [10](#)
- [66] Caiyuan Zheng, Hui Li, Seon-Min Rhee, Seungju Han, Jaegoon Han, and Peng Wang. Pushing the performance limit of scene text recognizer without human annotation. In *CVPR*, pages 14096–14105, 2022. [10](#)
- [67] Luowei Zhou, Hamid Palangi, Lei Zhang, Houdong Hu, Jason J. Corso, and Jianfeng Gao. Unified vision-language pre-training for image captioning and VQA. In *AAAI*, pages 13041–13049, 2020. [2](#)