

ROBUST AND ACCELERATED SINGLE-SPIKE SPIKING NEURAL NETWORK TRAINING WITH APPLICABILITY TO CHALLENGING TEMPORAL TASKS

Luke Taylor

University of Oxford
Oxford, United Kingdom
luke.taylor@hertford.ox.ac.uk

Andrew King

University of Oxford
Oxford, United Kingdom
andrew.king@dpag.ox.ac.uk

Nicol Harper

University of Oxford
Oxford, United Kingdom
nicol.harper@dpag.ox.ac.uk

ABSTRACT

Spiking neural networks (SNNs), particularly the single-spike variant in which neurons spike at most once, are considerably more energy efficient than standard artificial neural networks (ANNs). However, single-spike SNNs are difficult to train due to their dynamic and non-differentiable nature, where current solutions are either slow or suffer from training instabilities. These networks have also been critiqued for their limited computational applicability such as being unsuitable for time-series datasets. We propose a new model for training single-spike SNNs which mitigates the aforementioned training issues and obtains competitive results across various image and neuromorphic datasets, with up to a $13.98\times$ training speedup and up to an 81% reduction in spikes compared to the multi-spike SNN. Notably, our model performs on par with multi-spike SNNs in challenging tasks involving neuromorphic time-series datasets, demonstrating a broader computational role for single-spike SNNs than previously believed.

1 INTRODUCTION

Artificial neural networks (ANNs) have achieved impressive feats over recent years, obtaining human-level performance on visual and auditory tasks (Hinton et al., 2012; He et al., 2016), natural language processing (Brown et al., 2020) and challenging games (Mnih et al., 2015; Silver et al., 2017; Vinyals et al., 2019). However, as the difficulty and complexity of the tasks increase, so has the size of the networks required to solve them, demanding a substantial and unsustainable amount of energy (Strubell et al., 2019; Schwartz et al., 2020). Inspired by the extreme energy efficiency of the brain (Sokoloff, 1960), spiking neural networks (SNNs) emulated on neuromorphic computers attempt to solve this dilemma, requiring significantly less energy than ANNs (Wunderlich et al., 2019). These networks are of growing interest, obtaining noteworthy results on visual (Fang et al., 2021; Zhou & Li, 2021), auditory (Yin et al., 2020; Yao et al., 2021) and reinforcement learning problems (Patel et al., 2019; Tang et al., 2020; Bellec et al., 2020).

A particular class of SNNs in which individual neurons respond with at most one spike aims to further amplify the energy and scaling advantages of SNNs. Inspired by the sparse spike processing shown to exist at least for certain stimuli in the auditory and visual systems (Heil, 2004; Gollisch & Meister, 2008), and forming a class of universal function approximator (Comsa et al., 2020), these networks obtain extreme energy efficiency due to their single-spike nature (Oh et al., 2021; Liang et al., 2021). Although providing a promising path toward building very large and energy-efficient networks, we are yet to understand how to properly train these SNNs. The success of the backprop training algorithm in ANNs does not naturally transfer to single- and multi-

spike SNNs due to their non-differentiable activation function. Current attempts at training are either slow (as time is sequentially simulated) or suffer from training instabilities (e.g. the dead neuron problem) and idiosyncrasies (e.g. requiring particular regularisation) (Eshraghian et al., 2021). Additionally, it has been argued that single-spike networks have limited applicability and are not suited for temporal problems, as recently pointed out by Eshraghian et al. (2021): "[...] it enforces stringent priors upon the network (e.g., each neuron must fire only once) that are incompatible with dynamically changing input data" and Zenke et al. (2021): "[...] only using single spikes in each neuron has its limits and is less suitable for processing temporal stimuli, such as electroencephalogram (EEG) signals, speech, or videos".

In this work we address these shortcomings by proposing a new model for training single-spike networks, for which the main contributions are summarised as follows.

1. Our model for training single-spike SNNs eschews all sequential dependence on time and exclusively relies on GPU parallelisable non-sequential operations. We experimentally validate this to obtain faster training times over sequentially trained control models on synthetic benchmarks (up to $16.77\times$ speedup) and real datasets (up to $13.98\times$ speedup).
2. We obtain competitive accuracies on various image and neuromorphic datasets with extreme spike sparsity (up to 81% fewer spikes than standard multi-spike SNNs), with our model being insensitive to the dead neuron problem and not requiring careful network regularisation. In other single-spike training methods, but not in our model, the dead neuron problem tends to halt learning due to reduced network activity.
3. We showcase our model’s applicability in deeper and convolutional networks, and through the inclusion of trainable membrane time constants manage to solve difficult temporal problems otherwise thought to be unsolvable by single-spike networks.

2 BACKGROUND AND RELATED WORK

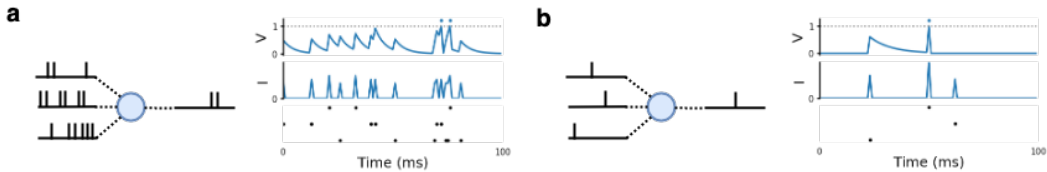


Figure 1: Spiking neuron dynamics. **a**. Left: A multi-spike neuron emitting and receiving (per presynaptic terminal) multiple spikes. Right: Input and output activity of the neuron (bottom panel: Input raster, middle panel: Input current I and top panel: Membrane potential V . Dotted line represents the firing threshold and a dot above denotes a spike). **b**. Left: A single-spike neuron emitting and receiving (per presynaptic terminal) at most one spike per stimulus. Right: Input and output activity of the neuron).

2.1 SINGLE-SPIKE MODEL

A spiking neural network (SNN) consists of artificial neurons which output binary signals known as spikes (Figure 1a). Assume a feedforward network architecture of L fully connected layers, where each layer l consists of $N^{(l)}$ neurons that are fully connected to the next layer $l + 1$ via synaptic weights $W^{(l+1)} \in \mathbb{R}^{N^{(l+1)} \times N^{(l)}}$. Neuron i in layer l emits a spike $S_i^{(l)}[t] \in \{0, 1\}$ at time t if its membrane potential $V_i^{(l)}[t] \in \mathbb{R}$ reaches firing threshold V_{th} .

$$S_i^{(l)}[t] = f(V_i^{(l)}[t]) = \begin{cases} 1, & \text{if } V_i^{(l)}[t] > V_{th} \\ 0, & \text{otherwise} \end{cases} \quad (1)$$

Membrane potentials evolve according to the leaky integrate and fire (LIF) model

$$\tau \frac{dV_i^{(l)}(t)}{dt} = -V_i^{(l)}(t) + V_{rest} + RI_i^{(l)}(t) \quad (2)$$

where $\tau \in \mathbb{R}$ is the membrane time constant and $R \in \mathbb{R}$ is the input resistance (Gerstner et al., 2014).¹ Without loss of generality the LIF model is normalised ($V_i^{(l)}(t) \in [0, 1]$ by $V_{rest} = 0, V_{th} = 1, R = 1$; see Appendix) and discretised using the forward Euler method (see Appendix), from which the membrane potential can be computed at every discrete simulation time step $t \in \{1, \dots, T\}$ for $T \in \mathbb{N}$ using the difference equation below.

$$V_i^{(l)}[t+1] = \beta V_i^{(l)}[t] + (1 - \beta) \underbrace{\left(b_i^{(l)} + \sum_{j=1}^{N^{(l-1)}} W_{ij}^{(l)} S_j^{(l-1)}[t+1] \right)}_{\text{Input current } I_i^{(l)}[t+1]} - \underbrace{S_i^{(l)}[t]}_{\text{Spike reset}} \quad (3)$$

The membrane potential is charged from the current induced by the incoming presynaptic spikes $S^{(l-1)}[t] \in \mathbb{R}^{N^{(l-1)}}$ and from the constant bias current source $b_i^{(l)}$. Over time, this potential dissipates, and the degree of dissipation is captured by $0 \leq \beta = \exp(-\frac{\Delta t}{\tau}) \leq 1$ (for simulation time-step size $\Delta t \in \mathbb{R}$). The neuron’s membrane potential is at resting state $V_{rest} = 0$ in the absence of any input current and emits a spike $S_i^{(l)}[t] = 1$ if the potential rises above firing threshold $V_{th} = 1$ (after which it is reduced back close to resting state).

To enforce the single-spike constraint, we keep track if a neuron has spiked prior to time t using the variable $d_i^{(l)}[t] = \max(S_i^{(l)}[t-1], d_i^{(l)}[t-1])$, which is zero before the first spike and one thereafter ($d_i^{(l)}[t=0] = 0$). We then redefine the output spikes as $\tilde{S}_i^{(l)}[t] = (1 - d_i^{(l)}[t]) \cdot S_i^{(l)}[t]$, thus ensuring that no more than a single spike is emitted during simulation (Figure 1b).

2.2 SINGLE-SPIKE TRAINING TECHNIQUES

The main problem with training single- and multi-spike SNNs is the non-differentiable nature of their activation function. This precludes the direct use of the backprop algorithm (Rumelhart et al., 1986), which has underpinned the successful training of ANNs. Various SNN training solutions have been proposed, which we group into three categories.

Shadow training Instead of directly training a SNN, an already trained ANN is mapped to a SNN. This approach has actively been explored in the multi-spike setting (O’Connor et al., 2013; Esser et al., 2015; Rueckauer et al., 2016; 2017), with recent work extending this to single-spike networks (Stöckl & Maass, 2019; Park et al., 2020). Although these approaches permit the training of large networks, they come with various shortcomings. Some shortcomings are method specific, such as Stöckl & Maass (2019) who outline how a single ANN unit can be represented as a network of spiking units. However, this leads to an undesirable blowup of network parameters in their conversion process (which is avoided by our approach). Other shortcomings are more general, such as the lack of support for training neural parameters besides synaptic weights (which our approach permits) or inference accuracy being lost in the conversion process, where mapped SNNs perform worse than the original ANNs (which we avoid).

Training using the spike times An approach used to directly train SNNs using backprop involves passing gradients through the time of spiking, which sidesteps the aforementioned non-differentiability issue (Bohte et al., 2002; Mostafa, 2017; Comsa et al., 2020; Kheradpisheh & Masquelier, 2020; Zhang et al., 2021; Zhou & Li, 2021; Zhou et al., 2021). Although commonly used for training single-spike SNNs, this approach suffers from various shortcomings, such as 1. the dead neuron problem, where a lack of spiking activity halts the learning process (which we overcome), 2. being usually constrained to integrate and fire (IF) neurons (where we support both the IF and LIF model), 3. having performance dependent on the computationally costly processing of presynaptic spikes using postsynaptic potential (PSP) kernels (which we show not to be necessary) and 4. requiring careful network regularisation (which we avoid).

Training using the membrane potentials Another approach to directly training SNNs using backprop is by replacing the undefined gradient of the non-differentiable spike function with a surrogate gradient (Esser et al., 2016; Hunsberger & Eliasmith, 2015; Zenke & Ganguli, 2018;

¹Note, we use () to refer to continuous time and [] to refer to discrete time.

Lee et al., 2016), which permits the flow of gradient through every membrane potential in time (Bellec et al., 2018; Shrestha & Orchard, 2018; Nefci et al., 2019). This method has been shown to circumvent the dead neuron problem and permit the training of other neural parameters besides synaptic connectivity (such as membrane time constants) that have been shown to improve network performance (Perez-Nieves et al., 2021). However, these results have not been replicated in the single-spike setting (which we do). A shortcoming of this method is its slow training speed, as the network needs to sequentially be simulated at every point in time (which we overcome).

3 PROPOSED TRAINING SPEEDUP ALGORITHM

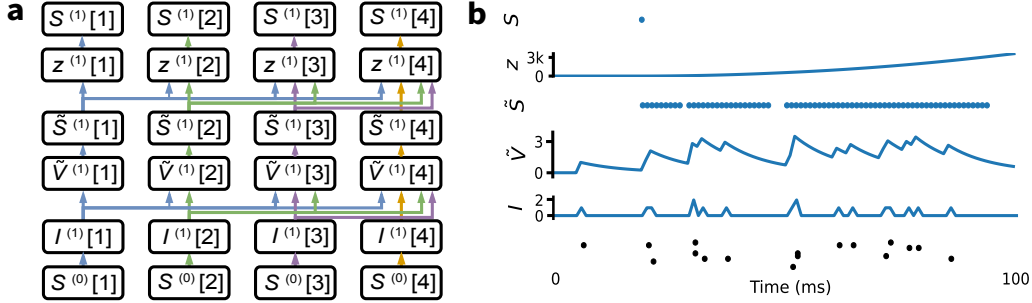


Figure 2: Illustration of our model. **a.** The computational graph of our model for 4 time steps. Input spikes $S^{(0)}$ induce currents $I^{(1)}$, which charge the membrane potential without reset $\tilde{V}^{(1)}$. These no-reset membrane potentials are mapped to erroneous output spikes $\tilde{S}^{(1)}$, which are then transformed to a latent representation $z^{(1)}$ encoding an ordering of spikes and finally mapped to the correct output spikes $S^{(1)}$ (same coloured edges denote output from same source). **b.** Example activity of our model throughout the different stacks of processing.

We propose a new model for training SNNs in which individual neurons spike at most once. Our solution overcomes the slow training speeds of prior training algorithms by eschewing all sequential dependence and recasting the standard single-spike model to exclusively rely on parallelisable non-sequential operations. This recast model provides the same transformation from input to output spikes as the standard single-spike model, but is substantially faster to train. Our model is comprised of three main steps which are readily implementable in modern auto differentiation frameworks (Abadi et al., 2016; Paszke et al., 2017; Bradbury et al., 2018). For illustration purposes, we provide a diagram of the model’s computational graph (Figure 2a) and an example of how input spikes are transformed throughout the model’s different layers of processing (Figure 2b).

1. Convert presynaptic spikes to input current As in the standard model, we map the time series of presynaptic spikes $S_j^{(l-1)}$ ² to a time series of input currents $I_i^{(l)}$, which is achieved using a tensor multiplication.

$$I_i^{(l)}[t] = \sum_{j=1}^{N^{(l-1)}} W_{ij}^{(l)} S_j^{(l-1)}[t] \quad (4)$$

2. Calculate membrane potentials without reset In contrast to the standard model, we calculate modified membrane potentials $\tilde{V}_i^{(l)}$ from the input current $I_i^{(l)}$ by excluding the reset mechanism. By dropping the reset term $-S_i^{(l)}[t]$ in Equation 3 and unrolling this altered equation (see Appendix), we obtain a convolutional form allowing us to calculate these no-reset membrane potentials $\tilde{V}_i^{(l)}$ without any sequential operations (where $\beta = [\beta^0, \beta^1, \dots, \beta^{T-1}]$).

$$\begin{aligned} \tilde{V}_i^{(l)}[t] &= \beta^t V_i^{(l)}[0] + (1 - \beta) \sum_{k=1}^t \beta^{t-k} I_i^{(l)}[k] \\ &= \beta^t V_i^{(l)}[0] + (1 - \beta) (\mathbf{I}_i^{(l)} \otimes \beta)[t] \end{aligned} \quad (5)$$

²Bold face variables denotes arrays as opposed to scalar values.

3. Map no-reset membrane potentials to output spikes We map the time series of no-reset membrane potentials $\tilde{\mathbf{V}}_i^{(l)}$ to output spikes $\mathbf{S}_i^{(l)}$ (which contains at most one spike). We obtain a time series of erroneous output spikes $\tilde{\mathbf{S}}_i^{(l)}$ by passing no-reset membrane potentials $\tilde{\mathbf{V}}_i^{(l)}$ through the spike function f (Equation 1)

$$\tilde{S}_i^{(l)}[t] = f(\tilde{V}_i^{(l)}[t]) \quad (6)$$

Due to the removal of the spike reset mechanism, only the first spike occurrence in $\tilde{\mathbf{S}}_i^{(l)}$ follows the dynamics set out by the LIF model (Equation 3) and thus all spikes succeeding the first spike occurrence are removed (compliant with the single spike assumption). We achieve this by constructing correct output spikes $\mathbf{S}_i^{(l)}$ with $S_i^{(l)}[t] = 0$ for $t \in \{1, 2, \dots, T\}$ except $S_i^{(l)}[t] = 1$ for the smallest t satisfying $\tilde{V}_i^{(l)}[t] > 1$ (if such $\tilde{V}_i^{(l)}[t]$ exists). A straightforward solution would be to iterate over all elements in $\tilde{\mathbf{S}}_i^{(l)}$ and set all spikes succeeding the first to zero, but such sequential calculation is the very problem we set out to remediate. We propose a vectorised solution to this problem which is comprised of two steps:

1. Map the erroneous output spikes $\tilde{\mathbf{S}}_i^{(l)}$ to a latent representation $\mathbf{z}_i^{(l)} = \phi(\tilde{\mathbf{S}}_i^{(l)})$, where every element therein encodes an ordering of the spikes. This is achieved by passing the erroneous output spikes $\tilde{\mathbf{S}}_i^{(l)}$ through proposed function ϕ (Proposition 1), which maps all elements besides the first spike occurrence to a value other than one ($z_i^{(l)}[t] \neq 1$ for all t except for the smallest t satisfying $\tilde{S}_i^{(l)}[t] = 1$ if such t exists).
2. Obtain the correct output spikes $\mathbf{S}_i^{(l)} = g(\mathbf{z}_i^{(l)})$ by passing the latent representation $\mathbf{z}_i^{(l)}$ through function g , which uses the encoded spike ordering to produce the correct output spikes $\mathbf{S}_i^{(l)}$ by mapping every value besides one to zero.³

$$g(\mathbf{z}_i^{(l)})[t] = \begin{cases} 1, & \text{if } z_i^{(l)}[t] = 1 \\ 0, & \text{otherwise} \end{cases} \quad (7)$$

Proposition 1. *Function $\phi(\tilde{\mathbf{S}}_i^{(l)})[t] = \sum_{k=1}^t \tilde{S}_i^{(l)}[k](t-k+1)$ acting on $\tilde{\mathbf{S}}_i^{(l)} \in \{0, 1\}^T$ contains at most one element equal to one $\phi(\tilde{\mathbf{S}}_i^{(l)})[t] = 1$ for the smallest t satisfying $\tilde{S}_i^{(l)}[t] = 1$ (if such t exists).*

Proof. Firstly, if $\tilde{S}_i^{(l)}[t] = 0$ for all $t \in [1, T]$ then $\phi(\tilde{\mathbf{S}}_i^{(l)})[t] = 0$ for all $t \in [1, T]$ (follows from substitution). Secondly, if $\tilde{S}_i^{(l)}[t_1] = 1$ for smallest $t_1 \in [1, T]$ then $\phi(\tilde{\mathbf{S}}_i^{(l)})[t_1] = 1$ (follows from substitution) and there can exist no $t_2 > t_1$ such that $\phi(\tilde{\mathbf{S}}_i^{(l)})[t_2] = 1$ as

$$\begin{aligned} \phi(\tilde{\mathbf{S}}_i^{(l)})[t+1] &= \sum_{k=1}^{t+1} \tilde{S}_i^{(l)}[k]((t+1)-k+1) \\ &= \sum_{k=1}^t \tilde{S}_i^{(l)}[k]((t+1)-k+1) + \tilde{S}_i^{(l)}[t+1] \\ &= \sum_{k=1}^t \tilde{S}_i^{(l)}[k](t-k+1) + \sum_{k=1}^t \tilde{S}_i^{(l)}[k] + \tilde{S}_i^{(l)}[t+1] \\ &= \phi(\tilde{\mathbf{S}}_i^{(l)})[t] + \sum_{k=1}^{t+1} \tilde{S}_i^{(l)}[k] \end{aligned} \quad (8)$$

Thus $\phi(\tilde{\mathbf{S}}_i^{(l)})[t_2] > \phi(\tilde{\mathbf{S}}_i^{(l)})[t_1]$ for all $t_2 > t_1$ as $\sum_{k=1}^{t_2} \tilde{S}_i^{(l)}[k] \geq \sum_{k=1}^{t_1} \tilde{S}_i^{(l)}[k] = 1 > 0$. \square

4 EXPERIMENTS AND RESULTS

We investigate our model’s speedup advantages and performance on real datasets in comparison to prior work. All models were implemented using PyTorch (Paszke et al., 2017) with benchmarks and training conducted on a cluster of NVIDIA Tesla A100 GPUs.

³We still permit gradients to flow through the points where $g(\mathbf{z}_i^{(l)})[t] = 0$.

4.1 SPEEDUP BENCHMARKS

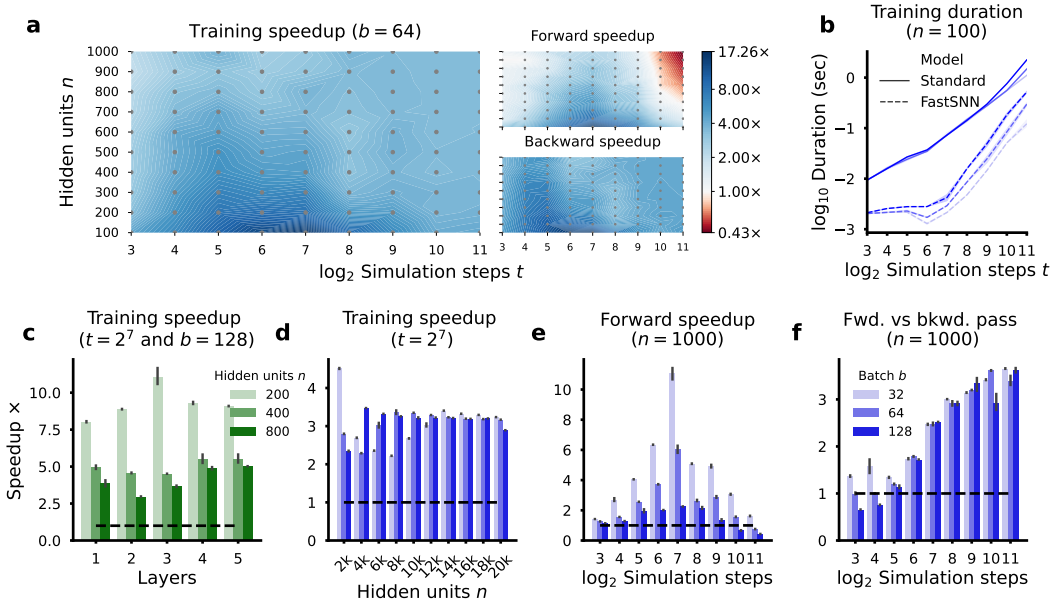


Figure 3: Training speedup of our model over the standard model. **a.** Total training speedup as a function of the number of hidden neurons n and simulation steps t (left), alongside the corresponding forward and backward pass speedups (right). **b.** Training durations of both models for fixed hidden neurons $n = 100$ and variable batch size b . **c.** Training speedup over different number of layers for fixed time steps $t = 2^7$ and batch size $b = 128$. **d.** Training speedup over large number of hidden neurons n for fixed time steps $t = 2^7$ and variable batch size b . **e.** Forward pass speedup for fixed time steps $t = 2^7$ and variable batch size b . **f.** Forward vs the backward pass speedup of our model for fixed time steps $t = 2^7$ and variable batch size b . **b-f** use a 10 sample average with the mean and s.d. plotted.

We evaluate the speedup advantages of our model over the standard single-spike model trained using surrogate gradients, by simulating the forward and backward passes for different numbers of hidden units, layers, simulation steps and batch sizes on a synthetic spike dataset (see Appendix).

Robust speedup for different numbers of hidden units and simulation steps We observe a considerable training speedup across a range of hidden units and simulation steps in a single layer (Figure 3a). We obtain an optimal speedup of $16.77\times$ for $n = 100$ units and $t = 2^7$ time steps, where our model takes $4.34 \pm 0.9\text{ms}$ compared to the $72.82 \pm 2.7\text{ms}$ it takes the standard model to complete a training pass (Figure 3b). Our model still obtains a reasonable speedup of $3.40\times$ for largest benchmarked $n = 1000$ units and $t = 2^{11}$ time steps (albeit the forward pass speedup being slower).⁴ These speedups are even more pronounced when the membrane time constants are fixed (obtaining a maximum speedup of $17.42\times$) or when using smaller batch sizes (with batch sizes $b = 32$ and $b = 64$ obtaining a maximum speedup of $35.05\times$ and $25.16\times$, respectively; See Appendix).

Applicability to deeper networks We find our model to obtain substantial training speedups when using multiple layers (Figure 3c) and layers containing thousands of neurons (Figure 3d). The training speedups remain similar across an increasing numbers of layers for different number of hidden units (Figure 3c). Furthermore, we obtain a speedup of $\sim 3\times$ when using a large number of neurons (ranging between $2 \cdot 10^3$ to $2 \cdot 10^4$ neurons) in a single layer (Figure 3d). Inter-

⁴This is due to the convolutional algorithm chosen by cudnn (Chetlur et al., 2014).

estingly, these speedups remain approximately the same across the different number of neurons, even when the batch size is changed.⁵

Speedup advantages and room for improvement Previous attempts at accelerating SNN training either speed up the backward pass (Perez-Nieves & Goodman, 2021) or remove it completely (Bellec et al., 2020). These methods however still sequentially compute the forward pass, which our model is able to accelerate (Figure 3e). Furthermore, we observe the backward pass to slow down relative to the forward pass for increasing time steps (Figure 3f). Further training speedup may therefore be achieved using sparse gradient descent, as auto differentiation frameworks are not optimised for the sparse nature of SNNs (Perez-Nieves & Goodman, 2021).

4.2 PERFORMANCE ON REAL DATASETS

We investigate the applicability of our model to classify real data from different domains and of varying complexity (Table 1). These include the Yin-Yang dataset (Kriener et al., 2022) in which the goal is to classify spatial coordinates belonging to different groups, and the MNIST (LeCun, 1998) and Fashion-MNIST (F-MNIST) (Xiao et al., 2017) image datasets, where the objective is to classify images of handwritten digits and fashion items. All these analog datasets were converted into a spike representation using the time-to-first-spike encoding (see Appendix). We also test performance on two neuromorphic datasets, being the vision N-MNIST (Orchard et al., 2015) and the more difficult auditory SHD dataset (Cramer et al., 2020). The N-MNIST dataset is the MNIST dataset mapped onto a spike code using a neuromorphic vision sensor and the SHD dataset comprises spoken digit waveforms converted into spikes using a model of auditory bushy neurons in the cochlear nucleus.

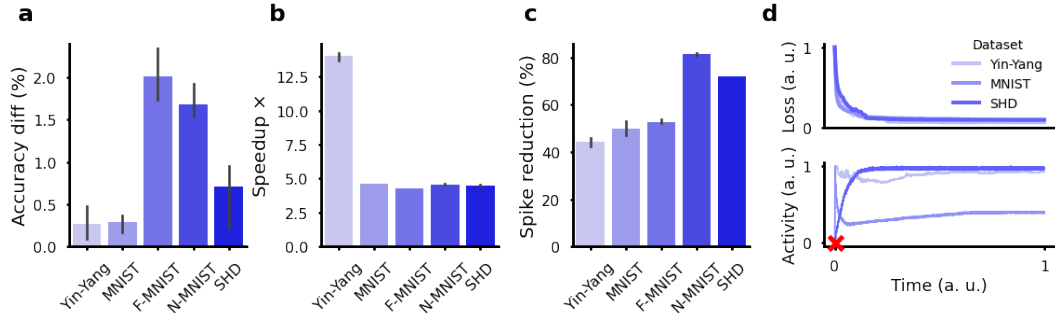


Figure 4: Analysis of our models performance on real datasets. **a.** Difference in accuracy between the standard multi-spike and our model. **b.** Training speedup of our model vs the standard single-spike model. **c.** Reduction in spikes of our single-spike model vs the standard multi-spike model (**a-c** use a 3 sample average with the mean and s.d. plotted). **d.** Training robustness of our model to solve different datasets when starting with zero network activity, which is fatal to other single-spike training methods. Top panel: Normalised training loss over time. Bottom panel: Normalised network activity over time, where the red cross denotes the absence of any spikes.

Obtaining competitive results across different image and neuromorphic datasets The results of our model across all datasets are comparable or superior to prior reported results using single-spike SNNs. We reach an accuracy of 98.02%, 97.91% and 89.05% using a single hidden layer network on the Yin-Yang, MNIST and F-MNIST datasets respectively, where best performing prior work reported an accuracy of 95.90%, 98.50% and 88.1% respectively. Furthermore, our single-spike model nearly obtains the same accuracies to those obtained in the standard multi-spike SNN on these datasets (Yin-Yang and MNIST < 0.3% difference; F-MNIST ~ 2% difference; Figure 4a).

⁵Again, this is due to the convolutional algorithm chosen by cudnn.

⁶Results reported by Kheradpisheh et al. (2022).

Table 1: Performance comparison to existing literature (* denotes self-implementation, † denotes data augmentation and β denotes trainable time constants).

Dataset	Model	Spike code	Architecture	Neuron model	Accuracy (%)	Epoch time (s)
Yin-Yang	Göltz et al. (2021) [†]	single	120-10	LIF (alpha-PSP)	95.9 ± 0.7	-
	our model	single	120-10	LIF ^{β}	98.02 ± 0.19	1.41 ± 0.027
	Neftci et al. (2019)*	single	120-10	LIF ^{β}	97.91 ± 0.37	19.77 ± 0.18
MNIST	Zhang et al. (2021) [†]	single	800-10	IF (ReL-PSP)	98.5	-
	Comsa et al. (2020)	single	340-10	IF (alpha-PSP)	97.90	-
	our model [†]	single	1000-10	LIF ^{β}	97.91 ± 0.10	14.05 ± 0.01
	Neftci et al. (2019)* [†]	single	1000-10	LIF ^{β}	97.87 ± 0.09	65.05 ± 0.46
	Zhang et al. (2021) [†]	single	16C5-P2-32C5-P2-800-128-10	IF (ReL-PSP)	99.4	-
	Mirsadeghi et al. (2021)	single	40C5-P2-1000-10	IF (PL-PSP)	99.2	-
	our model [†]	single	32C5-P2-64C5-P2-1000-10	LIF ^{β}	99.30 ± 0.05	23.44 ± 0.02
FMNIST	Neftci et al. (2019)* [†]	single	32C5-P2-64C5-P2-1000-10	LIF ^{β}	99.35 ± 0.05	32.34 ± 0.18
	Zhang et al. (2021) [†]	single	1000-10	IF (ReL-PSP)	88.1	-
	Kheradpisheh & Masquelier (2020) ^{†6}	single	1000-10	IF	88.0	-
	our model [†]	single	1000-10	LIF ^{β}	89.05 ± 0.27	16.16 ± 0.05
	Neftci et al. (2019)* [†]	single	1000-10	LIF ^{β}	89.93 ± 0.30	68.89 ± 0.10
	Zhang et al. (2021) [†]	single	16C5-P2-32C5-P2-800-128-10	IF (ReL-PSP)	90.1	-
	Mirsadeghi et al. (2021)	single	20C5-P2-40C5-P2-1000-10	IF (PL-PSP)	92.8	-
	our model [†]	single	32C5-P2-64C5-P2-1000-10	LIF ^{β}	90.57 ± 0.28	24.11 ± 0.10
	Neftci et al. (2019)* [†]	single	32C5-P2-64C5-P2-1000-10	LIF ^{β}	90.76 ± 0.3	33.60 ± 0.14
N-MNIST	our model	single	300-10	LIF	95.91 ± 0.1	36.29 ± 0.54
				LIF ^{β}	96.34 ± 0.20	41.93 ± 0.42
	Neftci et al. (2019)*	single	300-10	LIF ^{β}	97.47 ± 0.25	191.90 ± 1.93
SHD	Cramer et al. (2020)	multi	128-20	LIF	48.1 ± 1.6	-
	Neftci et al. (2019)*	multi	300-20	LIF ^{β}	70.81 ± 2.05	45.80 ± 0.22
	Cramer et al. (2020)	multi	128-20	recurrent LIF	71.4 ± 1.9	-
	Perez-Nieves et al. (2021)	multi	128-20	recurrent LIF ^{β}	82.7 ± 0.8	-
	our model	single	300-20	LIF	44.50 ± 2.65	8.68 ± 0.01
				LIF ^{β}	70.32 ± 0.30	11.27 ± 0.21
	Neftci et al. (2019)*	single	300-20	LIF ^{β}	68.91 ± 0.25	50.12 ± 0.13

Single-spike neurons solve challenging temporal problems using neural heterogeneity It has been noted that single-spike SNNs are well suited for static datasets (such as spike encoded images) and less suited for processing temporally complex stimuli (such as audio or video) due to the single-spike constraint (Zenke et al., 2021; Eshraghian et al., 2021). Prior single-spike SNN training techniques have attempted to optimise network connectivity without learning other neural parameters, such as membrane time-constants, which have shown to improve performance in multi-spike SNNs (Perez-Nieves et al., 2021). We explored the effect of learning the membrane time-constants in our single-spike model. We obtained an accuracy of 44.50% using a network trained with fixed time constants on the temporally-complex auditory SHD dataset. However, by including learnable time constants we were able to obtain a much higher accuracy of 70.32%, which is similar to the performance obtained by a standard SNN with trainable time constants 70.81% or recurrent connections 71.40%.

Drastic speedup in training We obtain over a four-fold training speedup across all datasets, with a maximum speedup of 13.98 \times on the Yin-Yang dataset (Figure 4b). Differences in speedups are due to the different temporal lengths and input dimensions of the datasets, as well the different network architectures employed (see section 4.1).

Increased spike sparsity Our single-spike SNN is able to solve various datasets with a large reduction in spikes compared to a standard multi-spike SNN (Figure 4c), with over a 44% and up to a 81% reduction in spikes. This corroborates the value of obtaining more energy-efficient computations using single- rather than multi-spike neuromorphic systems (Liang et al., 2021; Oh et al., 2021; Zhou et al., 2021), as energy consumption scales approximately proportional to the number of emitted spikes (Panda et al., 2020).

Training deeper convolutional architectures We evaluate our model in deeper convolutional architectures, which to date remains largely unexplored in single-spike SNNs (Mirsadeghi et al.,

2022). We trained a multi-layer convolutional network on the MNIST and F-MNIST datasets, obtaining accuracies (MNIST: 99.32% and F-MNIST: 90.57%) similar to best performing prior work (MNIST: 99.4% and F-MNIST: 92.8%), whilst being faster to train in comparison to the control (MNIST-speedup $\sim 1.37\times$ and F-MNIST-speedup $\sim 1.39\times$).

Robust learning and bypassing the dead neuron problem A limitation of current single-spike SNN training methods is the dead neuron problem, referring to the hinderance in learning when neurons do not spike, as the learning signal is dependent on the occurrence thereof (Eshraghian et al., 2021). Our model is able to overcome this problem as we use surrogate gradients for training, in which the learning signal is instead passed through the membrane potentials. We experimentally verified this by showing how networks instantiated with zero starting activity (fatal to other single-spike training methods) still manage to solve different datasets (Figure 4d).

5 DISCUSSION

SNNs emulated on neuromorphic hardware are a promising avenue towards addressing the energy and scaling constraints of ANNs (Wunderlich et al., 2019). Single-spike SNNs further amplify these energy improvements through extreme spike sparsity, as energy consumption scales approximately proportionally to the number of emitted spikes (Panda et al., 2020). To date, SNN training remains challenging due to the non-differentiable nature of the spike function, prohibiting the direct use of the backprop training algorithm which underpins the success of ANNs. Various extensions of backprop for SNNs have been proposed, but fall short in particular aspects. Gradients can be passed through the timing of spikes (Bohte et al., 2002; Mostafa, 2017; Kheradpisheh & Masquelier, 2020), yet this method suffers from the dead neuron problem, requires careful regularisation or imposes computationally-expensive modelling constraints. Alternatively, gradients can be passed through the membrane potentials using surrogate gradients (Shrestha & Orchard, 2018; Neftci et al., 2019), and although this method improves upon the problems of passing gradients through the spike times, it is painfully slow.

In this work, we address these problems by proposing a new general model (e.g. neurons can be IF or LIF) for training single-spike SNNs, without imposing any modelling (e.g. requiring PSP kernels) or training constraints (e.g. requiring careful regularisation) and support training of neural parameters other than synaptic connectivity (e.g. membrane time constants). We mathematically show how training can be sped up by replacing the slow sequential operations with faster convolutional ones. We experimentally validate this speedup across various numbers of units, time steps, layers and batch sizes, obtaining up to a $16.77\times$ speedup. We show that our model can be trained across different network architectures (e.g. feedforward, hierarchical and convolutional) and obtain competitive results on different image and neuromorphic datasets. Our results compare well against multi-spike SNNs ($< 2\%$ accuracy difference on all datasets) and obtain up to an 81% reduction in spike counts. Furthermore, our method circumvents the dead neuron problem and, for the first time, we show how single-spike SNNs can solve temporally-complex datasets on a par with multi-spike SNNs by including trainable membrane time constants. Our findings therefore challenge the dogma that single-spike SNNs are only suited to non-temporal problems (Eshraghian et al., 2021; Zenke et al., 2021).

We obtain training speedups on all datasets, however, find that the backward pass slows down relative to the forward pass for longer timespans. Future work could mitigate this bottleneck and accelerate training using sparse gradient descent, which has shown to accelerate the backward pass in standard SNNs by taking advantage of spike sparsity (Perez-Nieves & Goodman, 2021). Currently, our single-spike model performs slightly worse compared to its multi-spike counterpart, where better performance could be achieved by extending our model to the multi-spike setting and permitting recurrent connectivity. Although we obtain impressive network performance without synaptic dynamics, future investigations could also benchmark the effect of including different PSP kernels on network performance. Finally, it remains an open question how the inclusion of trainable membrane time constants in our single-spike network obtains performance on a par with an equivalent multi-spike network on challenging temporal datasets such as the SHD dataset. Heterogenous time constants permit neurons to integrate information over various time scales (Perez-Nieves et al., 2021), but how such dynamics coupled with extreme spike sparsity solve challenging temporal tasks requires more rigorous theoretical analysis.

6 REPRODUCIBILITY STATEMENT

The theoretical construction and derivations of our model are outlined in section 3 and we provide accompanying derivations in the Appendix. All code is publicly available at <https://github.com/webstorms/FastSNN> under the BSD 3-Clause Licence. This includes instructions on installation, data processing and running experiments to reproduce all results and figures portrayed in the paper. Training details are also provided in the Appendix.

REFERENCES

- Martín Abadi, Paul Barham, Jianmin Chen, Zhifeng Chen, Andy Davis, Jeffrey Dean, Matthieu Devin, Sanjay Ghemawat, Geoffrey Irving, Michael Isard, et al. {TensorFlow}: A system for {Large-Scale} machine learning. In *12th USENIX symposium on operating systems design and implementation (OSDI 16)*, pp. 265–283, 2016.
- Guillaume Bellec, Darjan Salaj, Anand Subramoney, Robert Legenstein, and Wolfgang Maass. Long short-term memory and learning-to-learn in networks of spiking neurons. *Advances in neural information processing systems*, 31, 2018.
- Guillaume Bellec, Franz Scherr, Anand Subramoney, Elias Hajek, Darjan Salaj, Robert Legenstein, and Wolfgang Maass. A solution to the learning dilemma for recurrent networks of spiking neurons. *Nature communications*, 11(1):1–15, 2020.
- Sander M Bohte, Joost N Kok, and Han La Poutre. Error-backpropagation in temporally encoded networks of spiking neurons. *Neurocomputing*, 48(1-4):17–37, 2002.
- James Bradbury, Roy Frostig, Peter Hawkins, Matthew James Johnson, Chris Leary, Dougal Maclaurin, George Necula, Adam Paszke, Jake VanderPlas, Skye Wanderman-Milne, and Qiao Zhang. JAX: composable transformations of Python+NumPy programs, 2018. URL <http://github.com/google/jax>.
- Tom B Brown, Benjamin Mann, Nick Ryder, Melanie Subbiah, Jared Kaplan, Prafulla Dhariwal, Arvind Neelakantan, Pranav Shyam, Girish Sastry, Amanda Askell, et al. Language models are few-shot learners. *arXiv preprint arXiv:2005.14165*, 2020.
- Sharan Chetlur, Cliff Woolley, Philippe Vandermersch, Jonathan Cohen, John Tran, Bryan Catanzaro, and Evan Shelhamer. cudnn: Efficient primitives for deep learning. *arXiv preprint arXiv:1410.0759*, 2014.
- Iulia M Comsa, Krzysztof Potempa, Luca Versari, Thomas Fischbacher, Andrea Gesmundo, and Jyrki Alakuijala. Temporal coding in spiking neural networks with alpha synaptic function. In *ICASSP 2020-2020 IEEE International Conference on Acoustics, Speech and Signal Processing (ICASSP)*, pp. 8529–8533. IEEE, 2020.
- Benjamin Cramer, Yannik Stradmann, Johannes Schemmel, and Friedemann Zenke. The heidelberg spiking data sets for the systematic evaluation of spiking neural networks. *IEEE Transactions on Neural Networks and Learning Systems*, 2020.
- Jason K Eshraghian, Max Ward, Emre Neftci, Xinxin Wang, Gregor Lenz, Girish Dwivedi, Mohammed Bennamoun, Doo Seok Jeong, and Wei D Lu. Training spiking neural networks using lessons from deep learning. *arXiv preprint arXiv:2109.12894*, 2021.
- Steve K Esser, Rathinakumar Appuswamy, Paul Merolla, John V Arthur, and Dharmendra S Modha. Backpropagation for energy-efficient neuromorphic computing. *Advances in neural information processing systems*, 28, 2015.
- Steven K. Esser, Paul A. Merolla, John V. Arthur, Andrew S. Cassidy, Rathinakumar Appuswamy, Alexander Andreopoulos, David J. Berg, Jeffrey L. McKinstry, Timothy Melano, Davis R. Barch, Carmelo di Nolfo, Pallab Datta, Arnon Amir, Brian Taba, Myron D. Flickner, and Dharmendra S. Modha. Convolutional networks for fast, energy-efficient neuromorphic computing. *Proceedings of the National Academy of Sciences*, 113(41):11441–11446, 2016. doi: 10.1073/pnas.1604850113.

- Wei Fang, Zhaofei Yu, Yanqi Chen, Tiejun Huang, Timothée Masquelier, and Yonghong Tian. Deep residual learning in spiking neural networks. *Advances in Neural Information Processing Systems*, 34:21056–21069, 2021.
- Wulfram Gerstner, Werner M Kistler, Richard Naud, and Liam Paninski. *Neuronal dynamics: From single neurons to networks and models of cognition*. Cambridge University Press, 2014.
- Tim Gollisch and Markus Meister. Rapid neural coding in the retina with relative spike latencies. *science*, 319(5866):1108–1111, 2008.
- Julian Göltz, Laura Kriener, Andreas Baumbach, Sebastian Billaudelle, Oliver Breitwieser, Benjamin Cramer, Dominik Dold, Akos Ferenc Kungl, Walter Senn, Johannes Schemmel, et al. Fast and energy-efficient neuromorphic deep learning with first-spike times. *Nature machine intelligence*, 3(9):823–835, 2021.
- Kaiming He, Xiangyu Zhang, Shaoqing Ren, and Jian Sun. Deep residual learning for image recognition. In *Proceedings of the IEEE conference on computer vision and pattern recognition*, pp. 770–778, 2016.
- Peter Heil. First-spike latency of auditory neurons revisited. *Current opinion in neurobiology*, 14(4):461–467, 2004.
- Geoffrey Hinton, Li Deng, Dong Yu, George E Dahl, Abdel-rahman Mohamed, Navdeep Jaitly, Andrew Senior, Vincent Vanhoucke, Patrick Nguyen, Tara N Sainath, et al. Deep neural networks for acoustic modeling in speech recognition: The shared views of four research groups. *IEEE Signal processing magazine*, 29(6):82–97, 2012.
- Eric Hunsberger. Spiking deep neural networks: Engineered and biological approaches to object recognition. 2018.
- Eric Hunsberger and Chris Eliasmith. Spiking deep networks with lif neurons. *arXiv preprint arXiv:1510.08829*, 2015.
- Saeed Reza Kheradpisheh and Timothée Masquelier. Temporal backpropagation for spiking neural networks with one spike per neuron. *International Journal of Neural Systems*, 30(06):2050027, 2020.
- Saeed Reza Kheradpisheh, Maryam Mirsadeghi, and Timothée Masquelier. Bs4nn: Binarized spiking neural networks with temporal coding and learning. *Neural Processing Letters*, 54(2):1255–1273, 2022.
- Diederik P Kingma and Jimmy Ba. Adam: A method for stochastic optimization. *arXiv preprint arXiv:1412.6980*, 2014.
- Laura Kriener, Julian Göltz, and Mihai A Petrovici. The yin-yang dataset. In *Neuro-Inspired Computational Elements Conference*, pp. 107–111, 2022.
- Yann LeCun. The mnist database of handwritten digits. <http://yann.lecun.com/exdb/mnist/>, 1998.
- Jun Haeng Lee, Tobi Delbruck, and Michael Pfeiffer. Training deep spiking neural networks using backpropagation. *Frontiers in neuroscience*, 10:508, 2016.
- Mingxuan Liang, Jilin Zhang, and Hong Chen. A 1.13 μj /classification spiking neural network accelerator with a single-spike neuron model and sparse weights. In *2021 IEEE International Symposium on Circuits and Systems (ISCAS)*, pp. 1–5. IEEE, 2021.
- Maryam Mirsadeghi, Majid Shalchian, Saeed Reza Kheradpisheh, and Timothée Masquelier. Spike time displacement based error backpropagation in convolutional spiking neural networks. *arXiv preprint arXiv:2108.13621*, 2021.
- Maryam Mirsadeghi, Majid Shalchian, and Saeed Reza Kheradpisheh. Ds4nn: Direct training of deep spiking neural networks with single spike-based temporal coding. 2022.

- Volodymyr Mnih, Koray Kavukcuoglu, David Silver, Andrei A Rusu, Joel Veness, Marc G Bellemare, Alex Graves, Martin Riedmiller, Andreas K Fidjeland, Georg Ostrovski, et al. Human-level control through deep reinforcement learning. *nature*, 518(7540):529–533, 2015.
- Hesham Mostafa. Supervised learning based on temporal coding in spiking neural networks. *IEEE transactions on neural networks and learning systems*, 29(7):3227–3235, 2017.
- Emre O Neftci, Hesham Mostafa, and Friedemann Zenke. Surrogate gradient learning in spiking neural networks: Bringing the power of gradient-based optimization to spiking neural networks. *IEEE Signal Processing Magazine*, 36(6):51–63, 2019.
- Peter O’Connor, Daniel Neil, Shih-Chii Liu, Tobi Delbruck, and Michael Pfeiffer. Real-time classification and sensor fusion with a spiking deep belief network. *Frontiers in neuroscience*, 7:178, 2013.
- Seongbin Oh, Soochang Lee, Sung Yun Woo, Dongseok Kwon, Jiseong Im, Joon Hwang, Jong-Ho Bae, Byung-Gook Park, and Jong-Ho Lee. Spiking neural networks with time-to-first-spike coding using tft-type synaptic device model. *IEEE Access*, 9:78098–78107, 2021.
- Garrick Orchard, Ajinkya Jayawant, Gregory K Cohen, and Nitish Thakor. Converting static image datasets to spiking neuromorphic datasets using saccades. *Frontiers in neuroscience*, 9:437, 2015.
- Priyadarshini Panda, Sai Aparna Aketi, and Kaushik Roy. Toward scalable, efficient, and accurate deep spiking neural networks with backward residual connections, stochastic softmax, and hybridization. *Frontiers in Neuroscience*, 14:653, 2020.
- Seongsik Park, Seijoon Kim, Byunggook Na, and Sungroh Yoon. T2fsnn: Deep spiking neural networks with time-to-first-spike coding. In *2020 57th ACM/IEEE Design Automation Conference (DAC)*, pp. 1–6. IEEE, 2020.
- Adam Paszke, Sam Gross, Soumith Chintala, Gregory Chanan, Edward Yang, Zachary DeVito, Zeming Lin, Alban Desmaison, Luca Antiga, and Adam Lerer. Automatic differentiation in pytorch. 2017.
- Devdhar Patel, Hananel Hazan, Daniel J Saunders, Hava T Siegelmann, and Robert Kozma. Improved robustness of reinforcement learning policies upon conversion to spiking neuronal network platforms applied to atari breakout game. *Neural Networks*, 120:108–115, 2019.
- Nicolas Perez-Nieves and Dan Goodman. Sparse spiking gradient descent. *Advances in Neural Information Processing Systems*, 34:11795–11808, 2021.
- Nicolas Perez-Nieves, Vincent CH Leung, Pier Luigi Dragotti, and Dan FM Goodman. Neural heterogeneity promotes robust learning. *Nature communications*, 12(1):1–9, 2021.
- Bodo Rueckauer, Iulia-Alexandra Lungu, Yuhuang Hu, and Michael Pfeiffer. Theory and tools for the conversion of analog to spiking convolutional neural networks. *arXiv preprint arXiv:1612.04052*, 2016.
- Bodo Rueckauer, Iulia-Alexandra Lungu, Yuhuang Hu, Michael Pfeiffer, and Shih-Chii Liu. Conversion of continuous-valued deep networks to efficient event-driven networks for image classification. *Frontiers in neuroscience*, 11:682, 2017.
- David E Rumelhart, Geoffrey E Hinton, and Ronald J Williams. Learning representations by back-propagating errors. *nature*, 323(6088):533–536, 1986.
- Roy Schwartz, Jesse Dodge, Noah A Smith, and Oren Etzioni. Green ai. *Communications of the ACM*, 63(12):54–63, 2020.
- Sumit B Shrestha and Garrick Orchard. Slayer: Spike layer error reassignment in time. *Advances in neural information processing systems*, 31, 2018.
- David Silver, Julian Schrittwieser, Karen Simonyan, Ioannis Antonoglou, Aja Huang, Arthur Guez, Thomas Hubert, Lucas Baker, Matthew Lai, Adrian Bolton, et al. Mastering the game of go without human knowledge. *nature*, 550(7676):354–359, 2017.

- Louis Sokoloff. The metabolism of the central nervous system in vivo. *Handbook of Physiology, section, I, Neurophysiology*, 3:1843–64, 1960.
- Christoph Stöckl and Wolfgang Maass. Recognizing images with at most one spike per neuron. *arXiv preprint arXiv:2001.01682*, 2019.
- Emma Strubell, Ananya Ganesh, and Andrew McCallum. Energy and policy considerations for deep learning in nlp. *arXiv preprint arXiv:1906.02243*, 2019.
- Guangzhi Tang, Neelesh Kumar, Raymond Yoo, and Konstantinos P Michmizos. Deep reinforcement learning with population-coded spiking neural network for continuous control. *arXiv preprint arXiv:2010.09635*, 2020.
- Oriol Vinyals, Igor Babuschkin, Wojciech M Czarnecki, Michaël Mathieu, Andrew Dudzik, Junyoung Chung, David H Choi, Richard Powell, Timo Ewalds, Petko Georgiev, et al. Grandmaster level in starcraft ii using multi-agent reinforcement learning. *Nature*, 575(7782):350–354, 2019.
- Timo Wunderlich, Akos F Kungl, Eric Müller, Andreas Hartel, Yannik Stradmann, Syed Ahmed Aamir, Andreas Grübl, Arthur Heimbrecht, Korbinian Schreiber, David Stöckel, et al. Demonstrating advantages of neuromorphic computation: a pilot study. *Frontiers in neuroscience*, 13: 260, 2019.
- Han Xiao, Kashif Rasul, and Roland Vollgraf. Fashion-mnist: a novel image dataset for benchmarking machine learning algorithms. *arXiv preprint arXiv:1708.07747*, 2017.
- Man Yao, Huanhuan Gao, Guangshe Zhao, Dingheng Wang, Yihan Lin, Zhaoxu Yang, and Guoqi Li. Temporal-wise attention spiking neural networks for event streams classification. In *Proceedings of the IEEE/CVF International Conference on Computer Vision*, pp. 10221–10230, 2021.
- Bojian Yin, Federico Corradi, and Sander M Bohté. Effective and efficient computation with multiple-timescale spiking recurrent neural networks. In *International Conference on Neuromorphic Systems 2020*, pp. 1–8, 2020.
- Friedemann Zenke and Surya Ganguli. Superspike: Supervised learning in multilayer spiking neural networks. *Neural computation*, 30(6):1514–1541, 2018.
- Friedemann Zenke and Tim P Vogels. The remarkable robustness of surrogate gradient learning for instilling complex function in spiking neural networks. *Neural Computation*, 33(4):899–925, 2021.
- Friedemann Zenke, Sander M Bohté, Claudia Clopath, Iulia M Comşa, Julian Göltz, Wolfgang Maass, Timothée Masquelier, Richard Naud, Emre O Neftci, Mihai A Petrovici, et al. Visualizing a joint future of neuroscience and neuromorphic engineering. *Neuron*, 109(4):571–575, 2021.
- Malu Zhang, Jiadong Wang, Jibin Wu, Ammar Belatreche, Burin Amornpaisannon, Zhixuan Zhang, Venkata Pavan Kumar Miriyala, Hong Qu, Yansong Chua, Trevor E Carlson, et al. Rectified linear postsynaptic potential function for backpropagation in deep spiking neural networks. *IEEE Transactions on Neural Networks and Learning Systems*, 33(5):1947–1958, 2021.
- Shibo Zhou and Xiaohua Li. Spiking neural networks with single-spike temporal-coded neurons for network intrusion detection. In *2020 25th International Conference on Pattern Recognition (ICPR)*, pp. 8148–8155. IEEE, 2021.
- Shibo Zhou, Xiaohua Li, Ying Chen, Sanjeev T Chandrasekaran, and Arindam Sanyal. Temporal-coded deep spiking neural network with easy training and robust performance. In *Proceedings of the AAAI Conference on Artificial Intelligence*, volume 35, pp. 11143–11151, 2021.

A APPENDIX

A.1 SPIKING NEURAL NETWORK DERIVATIONS

A.1.1 NORMALISING THE LEAKY INTEGRATE AND FIRE MODEL

Proposition 2. Any leaky integrate and fire (LIF) model $\tau \frac{dV(t)}{dt} = -V(t) + V_{rest} + RI(t)$ (with membrane potential V , resting potential V_{rest} , firing threshold V_{th} , resistance R , input current I and membrane time constant τ) can be normalised to a LIF model of the form $\tau \frac{d\tilde{V}(t)}{dt} = -\tilde{V}(t) + \tilde{I}(t)$ (such that $0 \leq \tilde{V}(t) \leq 1$, with firing threshold $\tilde{V}_{th} = 1$, resting potential $\tilde{V}_{rest} = 0$ and a resistance equal to one).

Proof. This mapping from any LIF model to the normalised LIF model is achieved using the following transformation (taken from [Hunsberger \(2018\)](#)).

$$\tilde{V}(t) = \frac{V(t) - V_{rest}}{V_{th} - V_{rest}} \quad (9)$$

Rearranging this expression with respect to $V(t) = \tilde{V}(t)(V_{th} - V_{rest}) + V_{rest}$ and substituting this into the LIF model we obtain

$$\begin{aligned} \tau \frac{dV(t)}{dt} &= -V(t) + V_{rest} + RI(t) \\ (V_{th} - V_{rest})\tau \frac{d\tilde{V}(t)}{dt} &= -\left(\tilde{V}(t)(V_{th} - V_{rest}) + V_{rest}\right) + V_{rest} + RI(t) \\ \tau \frac{d\tilde{V}(t)}{dt} &= -\tilde{V}(t) + \underbrace{\frac{R}{V_{th} - V_{rest}} I(t)}_{\text{Input current } \tilde{I}(t)} \end{aligned} \quad (10)$$

This new LIF form has a resting potential $\tilde{V}_{rest} = 0$ and firing threshold $\tilde{V}_{th} = 1$ (obtained by substituting $V(t) = V_{rest}$ and $V(t) = V_{th}$ in Equation 9 respectively). Thus, without loss of generality, any LIF model can be mapped to a normalised form using linear transformation Equation 9. \square

A.1.2 DISCRETISING THE LEAKY INTEGRATE AND FIRE MODEL

Proposition 3. The normalised continuous time leaky integrate and fire model $\tau \frac{dV(t)}{dt} = -V(t) + I(t)$ (with membrane potential V , input current I and membrane time constant τ) can numerically be approximated by discrete time difference equation $V[t + 1] = \beta V[t] + (1 - \beta)I[t + 1]$, where $\beta = \exp(\frac{\Delta t}{\tau})$ (for simulation time resolution Δt).

Proof. We proceed using the forward Euler method. Let $I(t) = I$ be constant with respect to time, for which the ordinary differential equation becomes separable.

$$\begin{aligned} \tau \frac{dV(t)}{dt} &= -V(t) + I \\ \int \frac{dV}{V(t) - I} &= -\frac{1}{\tau} \int dt \\ \ln(V(t) - I) &= -\frac{1}{\tau} t + \ln(k) \\ V(t) &= k \exp\left(-\frac{1}{\tau} t\right) + I \end{aligned} \quad (11)$$

For initial solution $V(t_0)$ at time t_0 we derive $k = (V(t_0) - I) \exp(-\frac{t_0}{\tau})$. Then for constant I and initial solution $V(t_0)$ we obtain solution.

$$\begin{aligned} V(t) &= (V(t_0) - I) \exp(-\frac{t - t_0}{\tau}) + I \\ &= \exp(-\frac{t - t_0}{\tau}) V(t_0) + (1 - \exp(-\frac{t - t_0}{\tau})) I \end{aligned} \quad (12)$$

To obtain the discretised update equation, we define simulation update time step $\Delta t = t - t_0$, decay factor $\beta = \exp(-\frac{\Delta t}{\tau})$, assign continuous time points to discretised time steps $t \leftarrow t_0$ and $t + 1 \leftarrow t_0 + \Delta t$ and assume the input current to be approximately constant and equal to $I[t + 1]$ between discretised update steps t to $t + 1$.

$$V[t + 1] = \beta V[t] + (1 - \beta) I[t + 1] \quad (13)$$

□

A.1.3 UNROLLING THE LEAKY INTEGRATE AND FIRE MODEL WITHOUT THE RESET TERM

Proposition 4. Equation $V[t] = \beta^t V[0] + (1 - \beta) \sum_{i=1}^t \beta^{t-i} I[i]$ is equivalent to difference equation $V[t] = \beta V[t - 1] + (1 - \beta) I[t]$ for $t \geq 1$.

Proof. We proceed to proof equivalence by induction. For $t = 1$ we obtain

$$\begin{aligned} V[1] &= \beta^1 V[0] + (1 - \beta) \sum_{i=1}^1 \beta^{1-i} I[i] \\ &= \beta^1 V[0] + (1 - \beta) I[1] \end{aligned} \quad (14)$$

Hence the relation holds true for the base case $t = 1$. Assume the relation holds true for $t = k \geq 1$, then for $t = k + 1$ we derive

$$\begin{aligned} V[k + 1] &= \beta V[k] + (1 - \beta) I[k + 1] \\ &= \beta \left(\beta^k V[0] + (1 - \beta) \sum_{i=1}^k \beta^{k-i} I[i] \right) + (1 - \beta) I[k + 1] \\ &= \beta^{k+1} V[0] + (1 - \beta) \sum_{i=1}^k \beta^{(k+1)-i} I[i] + (1 - \beta) I[k + 1] \\ &= \beta^{k+1} V[0] + (1 - \beta) \sum_{i=1}^{k+1} \beta^{(k+1)-i} I[i] \end{aligned} \quad (15)$$

This implies equivalence for $t = k + 1$ if $t = k$ holds true. By the principle of induction, equivalence is established given that both the base case and inductive step hold true.

□

A.2 ADDITIONAL DATASET DETAILS

A.2.1 SYNTHETIC SPIKE DATASET FOR THE SPEED BENCHMARKS

We generated binary input spike tensors of shape $B \times N \times T$ (B being the batch size, N the number of input neurons and T the number of simulation steps). For every batch dimension b a firing rate $r_b \sim \mathbf{U}(u_{\min}, u_{\max})$ was uniformly sampled (with $u_{\min} = 0\text{Hz}$ and $u_{\max} = 200\text{Hz}$), from which a random binary spike matrix of shape $N \times T$ was constructed, such that every input neuron in this matrix had an expected firing rate of $r_b\text{Hz}$.

A.2.2 TIME-TO-FIRST-SPIKE ENCODING

We encoded all analog non-spiking input data into a spike raster using the time-to-first-spike coding method (Kheradpisheh & Masquelier, 2020). Here, every scalar value $I_i \in \{0, I_{\max}\}$ within an input tensor is converted into a spike train with a single spike, where the time of spike $t_i \in \{0, T\}$ is determined by the following equation

$$t_i = \lfloor \frac{I_{\max} - I_i}{I_{\max}} T \rfloor \quad (16)$$

A.3 TRAINING DETAILS AND HYPERPARAMETERS

A.3.1 READOUT NEURONS

The output layer L of every trained network contained the same number of neurons as the number of classes contained within the dataset being trained on. As suggested by Zenke & Vogels (2021), every neuron had a firing threshold set to infinity (*i.e.* the spiking and reset mechanism was removed) from which the output $o_{b,c}$ of readout neuron c to input sample b was either taken to be the maximum membrane potential over time $o_{b,c} = \max_t V_{b,c}^L[t]$ or the summated membrane potential over time $o_{b,c} = \sum_t V_{b,c}^L[t]$ (see table 2).

A.3.2 BETA CLIPPING

As the beta $\beta_i^{(l)}$ (a transformation of the membrane time constant) of every neuron was optimised, we had to enforce correct neuron dynamics by clipping the values into the range $[0, 1]$. Note that $\beta_i^{(l)} = 0$ implies no memory *i.e.* a binary neuron, $0 < \beta_i^{(l)} < 1$ implies decaying memory *i.e.* a LIF neuron and $\beta_i^{(l)} = 1$ implies full memory *i.e.* an IF neuron.

$$\beta_i^{(l)} = \begin{cases} 1, & \text{if } \beta_i^{(l)} > 1 \\ 0, & \text{if } \beta_i^{(l)} < 0 \end{cases} \quad (17)$$

A.3.3 WEIGHT INITIALISATION

The network weights in a layer were sampled from a uniform distribution $\mathbf{U}(-\sqrt{N^{-1}}, \sqrt{N^{-1}})$, except for the Yin-Yang dataset for which the weights were sampled from $\mathbf{U}(-\sqrt{2N^{-1}}, \sqrt{2N^{-1}})$. For the feedforward layers N was set to the number of afferent connections to the layer and for the convolutional layers $N = k^2$ for kernel shape $k \times k$. The bias terms were initialised to 0 in all networks. All neurons in the hidden layers were initialised with a membrane time constant $\tau = 10\text{ms}$ and $\tau = 20\text{ms}$ for the readout neurons.

A.3.4 SUPERVISED TRAINING LOSS

All networks were trained to minimise a cross-entropy loss

$$\mathcal{L} = -\frac{1}{B} \sum_{b=1}^B \sum_{c=1}^C y_{b,c} \log(p_{b,c}) \quad (18)$$

with B and C being the number of batch samples and dataset classes respectively, and $y_{b,c} \in \{0, 1\}^C$ and $p_{b,c}$ being the one hot target vector and network prediction probabilities respectively. The prediction probabilities $p_{b,c}$ were obtained by passing the readout neuron outputs $o_{b,c}$ through the softmax function.

$$p_{b,c} = \frac{\exp o_{b,c}}{\sum_{k=1}^C \exp o_{b,k}} \quad (19)$$

A.3.5 SURROGATE GRADIENT

The backprop algorithm requires all nodes within the computational graph of optimisation to be differentiable. This requirements is however violated in a SNN due to the non-differentiable heavy stepwise spike function f . To permit the use of backprop, we replaced the undefined derivate $\frac{df}{dV}$ of the function f with a surrogate gradient $\frac{df_{sur}}{dV}$ (Zenke & Ganguli, 2018), which has been shown to work well in practice (Zenke & Vogels, 2021). Here hyperparameter β_{sur} (which we set to 10 in all experiments) defines the slope of the gradient.

$$\frac{df_{sur}(V)}{dV} = (\beta_{sur}|V| + 1)^{-2} \tag{20}$$

A.3.6 TRAINING PROCEDURE

All models were trained using the Adam optimiser (with default parameters) (Kingma & Ba, 2014). Training started with an initial learning rate, which was decayed by a factor of 10 every time the number of epochs reached a new milestone, after which the best performing model (that achieved lowest training loss) was loaded and training continued.

A.3.7 TRAINING HYPERPARAMETERS

Table 2: Dataset and corresponding training parameters.

	Yin-Yang	MNIST	conv MNIST	F-MNIST	conv F-MNIST	N-MNIST	SHD
Dataset (train/test)	20k/10k	60k/10k	60k/10k	60k/10k	60k/10k	60k/10k	8156/2264
Input neurons	4	784	28 × 28	784	28 × 28	1156	700
Dataset classes	3	10	10	10	10	10	20
Epochs	200	140	140	140	140	200	200
Learning rate	0.001	0.001	0.001	0.001	0.001	0.0002	0.0002
Batch size B	128	128	64	128	64	128	128
Simulation steps T	100	100	8	100	8	300	500
Time resolution Δt (ms)	1	1	1	1	1	1	2
Milestones	(50, 100)	(15, 90, 120)	(30, 60, 90)	(15, 90, 120)	(30, 60, 90)	(30, 60, 90)	(30, 60, 90)
Output function	sum	sum	max	sum	sum	sum	sum

A.4 EXTENDED SPEEDUP RESULTS

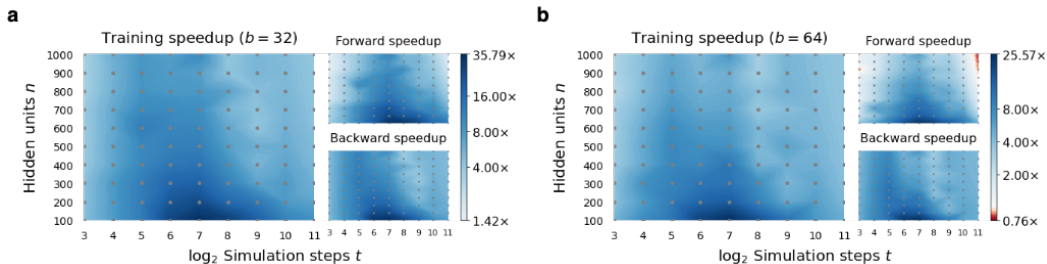


Figure 5: Total training speedup using smaller batch sizes as a function of the number of hidden neurons n and simulation steps t (left), alongside the corresponding forward and backward pass speedups (right). **a.** Speedups using batch size $b = 32$. **b.** Speedups using batch size $b = 64$.

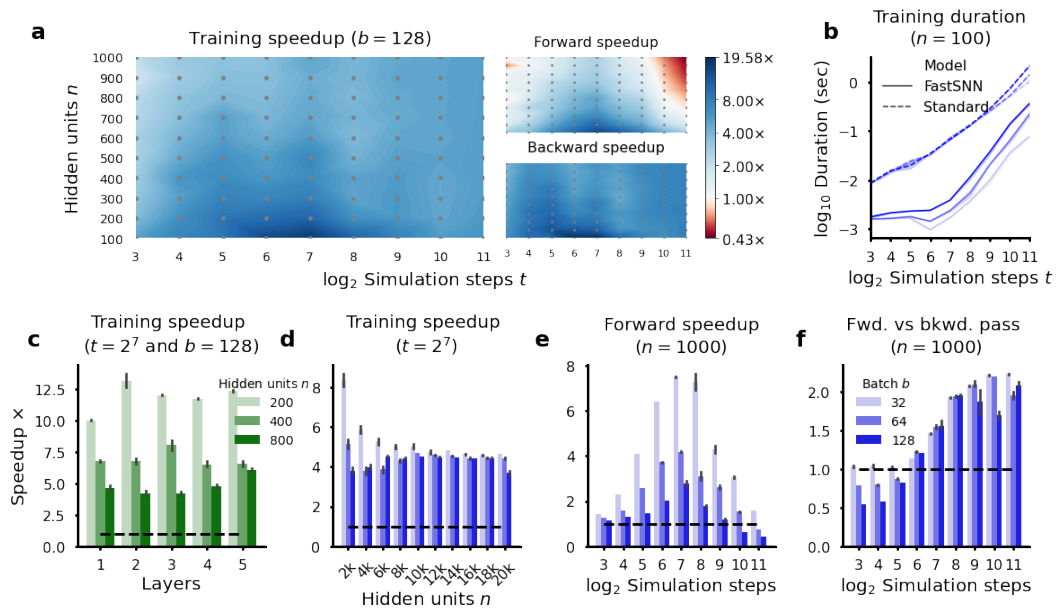


Figure 6: Training speedup of our model over the standard model (using fixed membrane time constants). **a**. Total training speedup as a function of the number of hidden neurons n and simulation steps t (left), alongside the corresponding forward and backward pass speedups (right). **b**. Training durations of both models for fixed hidden neurons $n = 100$ and variable batch size b . **c**. Training speedup over different number of layers for fixed time steps $t = 2^7$ and batch size $b = 128$. **d**. Training speedup over large number of hidden neurons n for fixed time steps $t = 2^7$ and variable batch size b . **e**. Forward pass speedup for fixed time steps $t = 2^7$ and variable batch size b . **f**. Forward vs the backward pass speedup of our model for fixed time steps $t = 2^7$ and variable batch size b . **b-f** use a 10 sample average with the mean and s.d. plotted.