

# Is Lip Region-of-Interest Sufficient for Lipreading?

JING-XUAN ZHANG, iFLYTEK Research, iFLYTEK Co. Ltd, P.R.China

GEN-SHUN WAN, iFLYTEK Research, iFLYTEK Co. Ltd, P.R.China

JIA PAN, iFLYTEK Research, iFLYTEK Co. Ltd, P.R.China

Lip region-of-interest (ROI) is conventionally used for visual input in the lipreading task. Few works have adopted the entire face as visual input because lip-excluded parts of the face are usually considered to be redundant and irrelevant to visual speech recognition. However, faces contain much more detailed information than lips, such as speakers' head pose, emotion, identity etc. We argue that such information might benefit visual speech recognition if a powerful feature extractor employing the entire face is trained. In this work, we propose to adopt the entire face for lipreading with self-supervised learning. AV-HuBERT, an audio-visual multi-modal self-supervised learning framework, was adopted in our experiments. Our experimental results showed that adopting the entire face achieved 16% relative word error rate (WER) reduction on the lipreading task, compared with the baseline method using lip as visual input. Without self-supervised pretraining, the model with face input achieved a higher WER than that using lip input in the case of limited training data (30 hours), while a slightly lower WER when using large amount of training data (433 hours).

CCS Concepts: • **Computing methodologies** → **Speech recognition**; *Neural networks*.

Additional Key Words and Phrases: lipreading, self-supervised learning, face, lip region-of-interest

## ACM Reference Format:

Jing-Xuan Zhang, Gen-Shun Wan, and Jia Pan. 2022. Is Lip Region-of-Interest Sufficient for Lipreading?. In *Preprint*. ACM, New York, NY, USA, 8 pages. <https://doi.org/XXXXXXX.XXXXXXX>

## 1 INTRODUCTION

Generation of human speech involves the movement of lip, teeth, jaw, and facial muscles. Therefore face videos of the speaker carry the information about the speech content. In the machine learning domain, researchers have been working on representation learning from talking videos, which can be used in many applications [1, 8, 12, 16, 19–21, 28, 30, 32]. For example, visual speech recognition (VSR), also known as lipreading, aims at predicting speech content from visual input without relying on audio stream [8, 15, 17, 28, 32]. This can be used for communication in noisy environment or for improved hearing aids. Also, lip videos have been proposed to be used in the security field for biometric authentication [8, 12, 21].

In the lipreading task, lip region-of-interest (ROI) is conventionally adopted as the visual input. For extracting lip ROI, the face detection algorithm is first employed for predicting bounding boxes of the face region. Then facial landmarks are detected from faces and the desired lip regions are cropped. For obtaining visual features, early works adopted linear transformation on the lip region for dimension-reduction, such as principal component analysis (PCA) [11] or discrete cosine transform (DCT) [25]. With the rise of deep learning in recent years, it's common to utilize a deep neural network as the feature extractor, which is learned jointly with the classifier by gradients back-propagation

---

Permission to make digital or hard copies of all or part of this work for personal or classroom use is granted without fee provided that copies are not made or distributed for profit or commercial advantage and that copies bear this notice and the full citation on the first page. Copyrights for components of this work owned by others than ACM must be honored. Abstracting with credit is permitted. To copy otherwise, or republish, to post on servers or to redistribute to lists, requires prior specific permission and/or a fee. Request permissions from [permissions@acm.org](mailto:permissions@acm.org).

© 2022 Association for Computing Machinery.

Manuscript submitted to ACM

algorithm [15, 17, 28]. Recently, self-supervised learning has emerged as a paradigm which attempts to extract general representations from unlabelled data [5, 6, 9]. Shi et al. proposed AV-HuBERT [24], which learned powerful audio-visual speech representation and achieved state-of-the-art results in the lipreading task, significantly surpassing supervised trained models.

To our knowledge, few works have adopted the entire face as visual input for lipreading, and lip-excluded parts of the face are usually considered redundant and irrelevant to visual speech content [8, 26]. Vid2Speech [7] used the entire face as input for a lip-to-speech reconstruction model. A single speaker was adopted in their experiments thus it was unable to prove the generalization ability to various unseen speakers. Our work is in line with Zhang et al. [31], in which they comprehensively evaluated the effects of different facial regions for lipreading and showed that the model can benefit from additional clues within extraoral regions. However, our work differs from theirs in taking a larger region of face videos into consideration, including jaw and lower neck. Also, the discovery hasn't been investigated under the framework of recently proposed self-supervised learning, since their model is constructed based on conventional supervised training.

In conventional supervised training, the entire face may harm the performance of lipreading by introducing redundancy. The model may suffer from the overfitting effect and be difficult to generalize on new speakers, especially when training data is insufficient. This paper proposed to solve this issue by adopting self-supervised pretraining. Without the requirement of transcriptions, the pretraining data is easier to be collected. Self-supervised learning forces the model to capture long-range dependency and the internal data structure effectively by solving the mask prediction [9] or contrastive prediction [5] task. Hence we expect that lipreading can potentially benefit from the rich details of the entire face, and avoid the overfitting effect in the meantime. Another advantage of using the face input is that the landmark detection and lip cropping process can be removed, in both data preparation and testing stage. This simplifies the training pipeline and saves the computational cost.

In our experiments, AV-HuBERT was adopted as self-supervised training framework. The method using the entire face and that using lip ROI as visual input for AV-HuBERT were compared. A large-scale audio-visual dataset, LRS3 [2], is used in this study, which is very challenging since its large vocabulary size (~4M) and in-the-wild face videos with large variations in head pose. Our experimental results showed that the method with face input achieved significantly better performance than that with lip ROI input in the lipreading task, reducing WER by 16% relatively. The speaker identity information contained in the entire face can be one of the reasons for better lipreading results, and the speaker verification task was performed for measuring such information. We further compared models with face input and that with lip input without self-supervised pretraining. Despite the model with face input achieved higher WER with limited training data (30 hours) than that using lip, the gap narrowed as the amount of data increased. Eventually, the model with face input obtained slightly better performance than that with lip ROI input (433 hours).

## 2 AV-HUBERT

In this section, we review the method of audio-visual HuBERT (AV-HuBERT) [24]. AV-HuBERT is an extended version of HuBERT [9] from learning speech representation to learning audio-visual representation jointly. It consumes both acoustic and video frames for the mask prediction training, which enables modeling and distillation of the correlation between the two modalities. For obtaining targets of mask prediction, the multi-modal hidden units are automatically discovered and iteratively refined. The model is illustrated in Figure 1.

For audio frames  $\mathbf{A} = [\mathbf{a}_1, \mathbf{a}_2, \dots, \mathbf{a}_T]$ , an audio mask  $M_a$  is sampled randomly. Audio frames are masked by replacing the audio frame  $\mathbf{a}_i$  with a learned embedding  $\mathbf{e}_a$  for each  $i \in M_a$ , yielding the corrupted audio  $\hat{\mathbf{A}}$ . For video frames

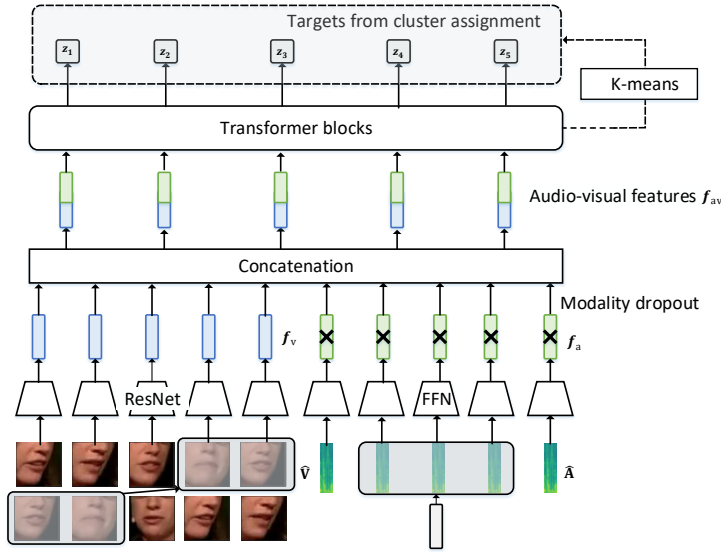


Fig. 1. Overview of the AV-HuBERT model [24].

$\mathbf{V} = [\mathbf{v}_1, \mathbf{v}_2, \dots, \mathbf{v}_T]$ , video mask  $M_v$  is generated and video frames in each masking span are substituted with a random segment of the same video. The corrupted video is denoted by  $\hat{\mathbf{V}}$ . Audio and video streams are masked independently with a probability  $p_{mask_a}$  and  $p_{mask_v}$  respectively. The corrupted audio and video are passed through a linear projection layer and a ResNet to obtain intermediate features  $\mathbf{f}_a$  and  $\mathbf{f}_v$  respectively. A modality dropout is then employed to train the model in absence of audio or video stream. With a probability  $p_m$ , both modalities are used. The probability of selecting audio is  $p_a$  when only one modality is used, and features of the other modality are set to be all zeros.  $\mathbf{f}_a$  and  $\mathbf{f}_v$  are channel-wise concatenated to form the audio-visual representation  $\mathbf{f}_{av}$ . Then it is fed into a transformer encoder for generating multi-modal contextualized features, which are used for predicting pseudo labels derived from cluster assignment. The clusters are generated from MFCC or hidden outputs of the transformer encoder in the initial and following iterations respectively. For unsupervised clustering, k-means algorithm is used [4]. The pretraining loss of AV-HuBERT is

$$L = - \sum_{t \in M_a \cup M_v} \log(p_t(z_t)) - \alpha \sum_{t \notin M_a \cup M_v} \log(p_t(z_t)), \quad (1)$$

where  $\mathbf{p}_{1:T}$  are output probabilities and  $\mathbf{z}_{1:T}$  are pseudo labels.  $\alpha$  controls the contribution of unmasked region in overall objective. The masked prediction loss forces model to learn high-level representation of unmasked inputs to infer the targets of masked ones correctly. The model iterates over the feature clustering and masked prediction steps until the model's performance no longer improves. After pretraining, the cluster prediction head is removed and the output features from the transformer encoder can be used for downstream tasks, such as lipreading.

### 3 METHODOLOGY

For the baseline method, lip region-of-interest (ROI) is extracted. 68 facial keypoints are detected and aligned to a reference face via affine transformation.  $96 \times 96$ -pixel region-of-interest is cropped centered on the mouth from the original  $224 \times 224$ -pixel image of the entire face. Examples of the original face and the extracted lip ROI are presented in

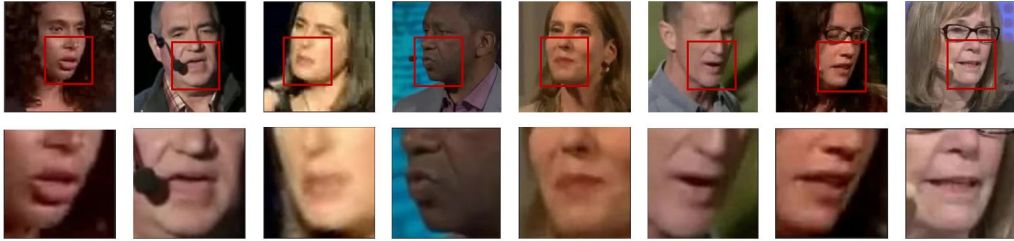


Fig. 2. Example images of the face and the extracted lip ROI.

Figure 2. The cropped patches are then processed with data augmentation, including random cropping and horizontal flipping. They’re further converted to grey-scale and normalized to obtain the final inputs of the model. For our proposed method, images of the entire face are used. Face images are resized into  $96 \times 96$ -pixel, then processed by data augmentation, grey-scale conversion, and normalization. For the audio stream, log filterbank features are used.

Notice that adopting face rather lip ROI not only changes the inputs of visual stream, but also affects the targets during pretraining. For our proposed method, audio-visual hidden features are derived from the entire face and audio in the feature clustering step, in contrast with the lip ROI and audio for the baseline. It’s expected that faces not only provide richer details than lips in masked prediction, but also in favor of producing higher quality cluster assignments at the feature clustering stage.

After pretraining, the model is finetuned on the lipreading task. A sequence-to-sequence structure is adopted, and the pretrained model is used as the encoder. The transformer decoder is randomly initialized and added on the top of the encoder. Parameters of the pretrained encoder are frozen for the initial  $k$  steps and then jointly optimized with the decoder for the rest steps of finetuning.

## 4 EXPERIMENTS

### 4.1 Implementation details

Experiments were conducted on the LRS3 dataset [2], which contains around 433 hours of English videos. LRS3 consists of pretraining, train-validation, and test set with 118516/31982/1321 utterances, and 5090/4004/412 speakers respectively. We preprocessed the pretraining set by splitting long utterances into shorter clips with a limitation of 15 seconds maximum duration. Then pretraining and train-validation sets were merged, from which 1200 utterances were kept for validation and the rest were for training. The AV-HuBERT model was pretrained on all the training data. A subset of or the whole training data was used for finetuning.

The image encoder was based on the modified ResNet-18 structure [1, 13], and the audio encoder was a linear projection layer. The “BASE” AV-HuBERT structure [24] was used which had 12 transformer blocks.  $\alpha$  in Equation 1 was set to 0.  $p_m$  and  $p_a$  were set to 0.5. Masking percentage for video and audio stream were 80% and 30% respectively. The number of transformer blocks was 6 for the decoder in lipreading. To measure the speaker information contained in the visual representation, speaker verification models were also constructed in our experiments. Visual representation from the 4th transformer block of the pretrained model was passed through a  $3 \times 512$  DNN for speaker classification, and the pretrained model was frozen throughout finetuning process. During testing, hidden activations before the output layer were extracted and then  $L2$  normalized as the speaker embedding [27]. Cosine distance was used for comparing two speaker embedding vectors.

Table 1. Word Error Rate (WER) of lipreading on the LRS3 test set. “Input” and “Target” represent using face or lip as model’s visual input and for pretraining’s targets generation respectively. †Our reproduction results are better than the reported WER of 51.7% and 44.0% for 30 and 433 hours of labelled data respectively in the original paper [24].

Method	Labelled data (hrs)	Input	Target	WER (%)
Afouras et al. [3]	590	lip	-	68.8
Afouras et al. [1]	1519	lip	-	58.9
Xu et al. [29]	590	lip	-	57.9
Ma et al. [13]	433	lip	-	46.9
Ma et al. [13]	590	lip	-	43.3
Makino et al. [14]	31K	lip	-	33.6
AV-HuBERT	30	lip	lip	†47.7
		face	lip	42.5
	433	face	face	<b>39.9</b>
		lip	lip	†40.3
		face	lip	34.6
		face	face	<b>33.8</b>

Table 2. Equal Error Rate (EER) (%) results of speaker verification on the LRS3 test set.

Input	Labelled data (hrs)	
	30	433
lip	2.03	1.03
face	<b>1.70</b>	<b>0.76</b>

Table 3. WER (%) results of ablation study on different regions of the face.

face	face-eye	face-eye-neck	face-eye-neck-side
42.5	42.7	44.1	47.6

AV-HuBERT performs a total of 5 iterations in the original paper. To save the training time and computation cost, our experiments started from the 4th iteration and the pretrained model checkpoint publicly released by the author was used<sup>1</sup>. Our experiments were implemented with fairseq [18]. We conducted the 5th iteration for the baseline and our experiments showed no further improvement by another iteration. For our proposed method, we conducted the 5th iteration with face input, while the targets from cluster assignment were the same as the baseline. After the 5th iteration, faces rather than the lip can be used as visual input in feature clustering stage for generating targets. Then another iteration proceeded with face-derived targets to get the best performance. The number of k-means clusters was 2000 for both the 5th and 6th iteration. For other training details, we followed the setting of AV-HuBERT [24].

## 4.2 Lipreading with pretraining

This section compares models using the entire face and those using the lip ROI in the lipreading task based on self-supervised pretraining. Pretrained models were finetuned on 30 and 433 hours of training data respectively. Our experimental results and the reported results of previous works are presented in Table 1. For the proposed method, we

<sup>1</sup>[https://facebookresearch.github.io/av\\_hubert/](https://facebookresearch.github.io/av_hubert/)

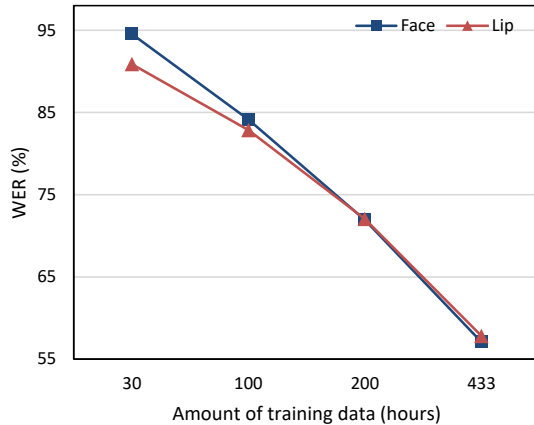


Fig. 3. WER results of lipreading given different amounts of training data without pretraining.

first replaced the lip ROI with face for visual input in the 5th iteration, while the targets were still derived from the lip ROI and audio (“**Input face, Target lip**”). Then the targets were refined by using face as visual input in features clustering. Therefore, both input and target adopted face for the 6th iteration (“**Input face, Target face**”).

From Table 1, AV-HuBERT pretraining effectively improved the performance of lipreading task and achieved lower WER compared with previous works using the same amount of data. For methods based on AV-HuBERT pretraining, we observed that solely using face as visual input achieved significantly better results than the lip ROI. When the targets were further refined using face input, WER was further reduced. The experiment results indicated that using face for both model inputs and targets generation achieves the best performance. Eventually, our proposed method achieved 16% relative WER reduction compared with the baseline using lip ROI, under both configurations of 30 and 433 hours labelled data. Therefore, it demonstrates the pretrained model can effectively exploit the entire face input and achieves better lipreading performance than that using traditional lip ROI.

Researches have shown that the ASR model’s performance can be improved by speaker information [10, 22, 23]. Similarly, more speaker information provided by face can be one of the factors leading to superior lipreading results. To measure the speaker identity information contained in visual representation, speaker verification models were constructed. Equal error rate (EER) results of our experiments are summarized in Table 2. The method using face as visual input achieved lower EER than the equivalent one using lip ROI, indicating more speaker-specific information is contained in the face.

Ablation study was further conducted for investigating the importance of different regions of the face. The top 30% (“-eye”), bottom 25% (“-neck”), as well as 27.5% left and right sides (“-side”) of the face images were gradually masked during both pretraining and finetuning. The experiments were based on the 5th iteration of pretraining with 30-hour labelled data for finetuning, and the results are presented in Table 3. From the table, the neck and two side areas of the face image contribute the most for lipreading except the lip ROI.

### 4.3 Lipreading without pretraining

Next, whether the model with face input outperforms the lip one without pretraining was investigated. The encoder parameters were randomly initialized and jointly trained with the decoder from the beginning. Experiments were




Fig. 4. Gradients visualization of the model (a) with self-supervised pretraining (b) without pretraining. Face images are shown in grey scale and the colored gradient maps overlay on the face images.

conducted on different amounts of training data, including 30, 100, 200 and 433 hours, and the results are summarized in Figure 3. From this figure, the model using face as visual input achieved a higher WER than lip ROI when only 30-hour training data available. However, the gap narrowed as we increased the amount of training data. The model using face input eventually achieved slightly lower WER than that using lip with 433h training data (57.1% vs 57.8%).

Face as visual input introduces redundancy and brings challenges of various head poses and speaker-dependency for training the model. Therefore the model tends to be overfitting with limited data available for training. More training data alleviates this effect and enables the model to capture correlations between lip-excluded parts of face and the speech content. Nevertheless, even all training data was used, the model using face for lipreading without pretraining did not significantly outperform that using lip as in Section 4.2. This indicates the advantage of self-supervised pretraining for learning a powerful feature extractor. We further visualized gradients of face images and compared the model with pretraining to that without, and an example are shown in Figure 4. It’s observed that gradients concentrated on the mouth region for the randomly initialized model. While gradients spread to face and neck regions other than the lip for the pretrained model. This implies the pretrained model can effectively make use of the entire face rather than only focus on the lip ROI.

## 5 CONCLUSION

In this paper, we propose to adopt the entire face for visual speech representation learning based on self-supervised learning framework. Compared to lip ROI, the entire face contains richer information such as the speaker’s head pose, emotion, identity, and so on. Such information might benefit lipreading task but also introduce redundancy that may lead to the overfitting effect. With self-supervised pretraining, the model is able to exploit face videos efficiently for visual speech recognition. And this was proved by our experiments which showed the model with face input achieved significantly better performance than that with traditional lip ROI input. In the future work, we will explore incorporating a wider variety of visual cues such as body movements for lipreading.

## REFERENCES

- [1] Triantafyllos Afouras, Joon Son Chung, Andrew Senior, Oriol Vinyals, and Andrew Zisserman. 2018. Deep audio-visual speech recognition. *IEEE transactions on pattern analysis and machine intelligence* (2018).
- [2] T. Afouras, J. S. Chung, and A. Zisserman. 2018. LRS3-TED: a large-scale dataset for visual speech recognition. In *arXiv preprint arXiv:1809.00496*.
- [3] Triantafyllos Afouras, Joon Son Chung, and Andrew Zisserman. 2020. ASR is all you need: Cross-modal distillation for lip reading. In *ICASSP 2020-2020 IEEE International Conference on Acoustics, Speech and Signal Processing (ICASSP)*. IEEE, 2143–2147.

- [4] David Arthur and Sergei Vassilvitskii. 2006. *k-means++: The advantages of careful seeding*. Technical Report. Stanford.
- [5] Alexei Baevski, Yuhao Zhou, Abdelrahman Mohamed, and Michael Auli. 2020. Wav2vec 2.0: A framework for self-supervised learning of speech representations. *Advances in Neural Information Processing Systems* 33 (2020), 12449–12460.
- [6] Hangbo Bao, Li Dong, Songhao Piao, and Furu Wei. 2022. BEiT: BERT Pre-Training of Image Transformers. In *ICLR 2022*.
- [7] Ariel Ephrat and Shmuel Peleg. 2017. Vid2speech: speech reconstruction from silent video. In *2017 IEEE International Conference on Acoustics, Speech and Signal Processing (ICASSP)*. IEEE, 5095–5099.
- [8] Mingfeng Hao, Mutallip Mamut, Nurbiya Yadikar, Alimjan Aysa, and Kurban Ubul. 2020. A survey of research on lipreading technology. *IEEE Access* 8 (2020), 204518–204544.
- [9] Wei-Ning Hsu, Benjamin Bolte, Yao-Hung Hubert Tsai, Kushal Lakhota, Ruslan Salakhutdinov, and Abdelrahman Mohamed. 2021. HuBERT: Self-supervised speech representation learning by masked prediction of hidden units. *IEEE/ACM Transactions on Audio, Speech, and Language Processing* 29 (2021), 3451–3460.
- [10] Martin Karafiát, Lukáš Burget, Pavel Matějka, Ondřej Glembek, and Jan Černocký. 2011. iVector-based discriminative adaptation for automatic speech recognition. In *2011 IEEE Workshop on Automatic Speech Recognition & Understanding*. IEEE, 152–157.
- [11] CG Lee, ES Lee, ST Jung, and SS Lee. 2004. Design and implementation of a real-time lipreading system using PCA and HMM. *Journal of Korea Multimedia Society* 7, 11 (2004), 1597–1609.
- [12] Juergen Luettin, Neil A Thacker, and Steve W Beet. 1996. Speaker identification by lipreading. In *Proceeding of Fourth International Conference on Spoken Language Processing. ICSLP'96*, Vol. 1. IEEE, 62–65.
- [13] Pingchuan Ma, Stavros Petridis, and Maja Pantic. 2021. End-to-end audio-visual speech recognition with conformers. In *ICASSP 2021-2021 IEEE International Conference on Acoustics, Speech and Signal Processing (ICASSP)*. IEEE, 7613–7617.
- [14] Takaki Makino, Hank Liao, Yannis Assael, Brendan Shillingford, Basilio Garcia, Otavio Braga, and Olivier Siohan. 2019. Recurrent neural network transducer for audio-visual speech recognition. In *2019 IEEE automatic speech recognition and understanding workshop (ASRU)*. IEEE, 905–912.
- [15] Brais Martinez, Pingchuan Ma, Stavros Petridis, and Maja Pantic. 2020. Lipreading using temporal convolutional networks. In *ICASSP 2020-2020 IEEE International Conference on Acoustics, Speech and Signal Processing (ICASSP)*. IEEE, 6319–6323.
- [16] Youssef Mroueh, Etienne Marcheret, and Vaibhava Goel. 2015. Deep multimodal learning for audio-visual speech recognition. In *2015 IEEE International Conference on Acoustics, Speech and Signal Processing (ICASSP)*. IEEE, 2130–2134.
- [17] Kuniaki Noda, Yuki Yamaguchi, Kazuhiro Nakadai, Hiroshi G Okuno, and Tetsuya Ogata. 2014. Lipreading using convolutional neural network. In *fifteenth annual conference of the international speech communication association*.
- [18] Myle Ott, Sergey Edunov, Alexei Baevski, Angela Fan, Sam Gross, Nathan Ng, David Grangier, and Michael Auli. 2019. fairseq: A fast, extensible toolkit for sequence modeling. *arXiv preprint arXiv:1904.01038* (2019).
- [19] Stavros Petridis, Themos Stafylakis, Pingchuan Ma, Feipeng Cai, Georgios Tzimiropoulos, and Maja Pantic. 2018. End-to-end audiovisual speech recognition. In *2018 IEEE international conference on acoustics, speech and signal processing (ICASSP)*. IEEE, 6548–6552.
- [20] Stavros Petridis, Themos Stafylakis, Pingchuan Ma, Georgios Tzimiropoulos, and Maja Pantic. 2018. Audio-visual speech recognition with a hybrid CTC/Attention architecture. In *2018 IEEE Spoken Language Technology Workshop (SLT)*. IEEE, 513–520.
- [21] Ahmed Rekek, Achraf Ben-Hamadou, and Walid Mahdi. 2015. Unified system for visual speech recognition and speaker identification. In *International Conference on Advanced Concepts for Intelligent Vision Systems*. Springer, 381–390.
- [22] Mickael Rouvier and Benoit Favre. 2014. Speaker adaptation of DNN-based ASR with i-vectors: Does it actually adapt models to speakers?. In *Fifteenth Annual Conference of the International Speech Communication Association*.
- [23] Leda Sari, Niko Moritz, Takaaki Hori, and Jonathan Le Roux. 2020. Unsupervised speaker adaptation using attention-based speaker memory for end-to-end ASR. In *ICASSP 2020-2020 IEEE International Conference on Acoustics, Speech and Signal Processing (ICASSP)*. IEEE, 7384–7388.
- [24] Bowen Shi, Wei-Ning Hsu, Kushal Lakhota, and Abdelrahman Mohamed. 2022. Learning audio-visual speech representation by masked multimodal cluster prediction. *arXiv preprint arXiv:2201.02184* (2022).
- [25] George Sterpu and Naomi Harte. 2017. Towards lipreading sentences with active appearance models. In *International conference on auditory-visual speech process*. 70–75.
- [26] Georgios Tzimiropoulos Themos Stafylakis. 2017. Combining Residual Networks with LSTMs for Lipreading. In *INTERSPEECH*. 3652–3656.
- [27] Ehsan Variansi, Xin Lei, Erik McDermott, Ignacio Lopez Moreno, and Javier Gonzalez-Dominguez. 2014. Deep neural networks for small footprint text-dependent speaker verification. In *2014 IEEE international conference on acoustics, speech and signal processing (ICASSP)*. IEEE, 4052–4056.
- [28] Michael Wand, Jan Koutnik, and Jürgen Schmidhuber. 2016. Lipreading with long short-term memory. In *2016 IEEE International Conference on Acoustics, Speech and Signal Processing (ICASSP)*. IEEE, 6115–6119.
- [29] Bo Xu, Cheng Lu, Yandong Guo, and Jacob Wang. 2020. Discriminative multi-modality speech recognition. In *Proceedings of the IEEE/CVF Conference on Computer Vision and Pattern Recognition*. 14433–14442.
- [30] Jing-Xuan Zhang, Korin Richmond, Zhen-Hua Ling, and Lirong Dai. 2021. TaLNet: Voice Reconstruction from Tongue and Lip Articulation with Transfer Learning from Text-to-Speech Synthesis. *Proceedings of the AAAI Conference on Artificial Intelligence* 35, 16 (May 2021), 14402–14410.
- [31] Yuanhang Zhang, Shuang Yang, Jingyun Xiao, Shiguang Shan, and Xilin Chen. 2020. Can we read speech beyond the lips? rethinking roi selection for deep visual speech recognition. In *2020 15th IEEE International Conference on Automatic Face and Gesture Recognition (FG 2020)*. IEEE, 356–363.
- [32] Ziheng Zhou, Guoying Zhao, and Matti Pietikäinen. 2011. Towards a practical lipreading system. In *CVPR 2011*. IEEE, 137–144.