

On the Symmetries of Deep Learning Models and their Internal Representations

Charles Godfrey^{1,*}, Davis Brown^{1,*}, Tegan Emerson^{1,3,4}, Henry Kvinge^{1,2,3}

¹Pacific Northwest National Laboratory,

²Department of Mathematics, University of Washington,

³Department of Mathematics, Colorado State University,

⁴Department of Mathematical Sciences, University of Texas, El Paso

*Equal contribution

first.last@pnnl.gov

Abstract

Symmetry is a fundamental tool in the exploration of a broad range of complex systems. In machine learning symmetry has been explored in both models and data. In this paper we seek to connect the symmetries arising from the architecture of a family of models with the symmetries of that family’s internal representation of data. We do this by calculating a set of fundamental symmetry groups, which we call the *intertwiner groups* of the model. We connect intertwiner groups to a model’s internal representations of data through a range of experiments that probe similarities between hidden states across models with the same architecture. Our work suggests that the symmetries of a network are propagated into the symmetries in that network’s representation of data, providing us with a better understanding of how architecture affects the learning and prediction process. Finally, we speculate that for ReLU networks, the intertwiner groups may provide a justification for the common practice of concentrating model interpretability exploration on the activation basis in hidden layers rather than arbitrary linear combinations thereof.

1 Introduction

Symmetry provides an important path to understanding across a range of disciplines. This principle is well-established in mathematics and physics, where it has been a fundamental tool (e.g., Noether’s Theorem [Noe18]). Symmetry has also been brought to bear on deep learning problems from a number of directions. There is, for example, a rich research thread that studies symmetries in data types that can be used to inform model architectures. The most famous examples of this are standard convolutional neural networks which encode the translation invariance of many types of semantic content in natural images into a network’s architecture. In this paper, we focus on connections between two other types of symmetry associated with deep learning models: the symmetries in the learnable parameters of the model and the symmetries across different models’ internal representation of the same data.

The first of these directions of research starts with the observation that in modern neural networks there exist models with different weights that behave identically on all possible input. We show in [section 3](#) that at least some of these equivalent models arise because of symmetries intrinsic to the nonlinearities of the network. We call these groups of symmetries, each of which is attached to a particular type of nonlinear layer σ of dimension n , the *intertwiner groups* G_{σ_n} of the model. These intertwiner groups come with a natural action on network weights for which the realization map to function space of [JGH18] is invariant ([proposition 3.4](#)). As such they provide a unifying framework

in which to discuss well-known weight space symmetries such as permutation of neurons [Bre+19] and scale invariance properties of ReLU and batch-norm [IS15; NH10].

Next, we tie our intertwiner groups to the symmetries between different model’s internal representations of the same data. We do this through a range of experiments that we describe below; each builds on a significant recent advance in the field.

Neural stitching with intertwiner groups: The work of [BNB21; Csi+21; LV15] demonstrated that one can take two trained neural networks, say A and B, with the same architecture but trained from different randomly initialized weights, and connect the early layers of network A to the later layers of network B with a simple “stitching” layer and achieve negligible loss in prediction accuracy. This was taken as evidence of the similarity of strong model’s representations of data. Though the original experiments use a fully connected linear layer to stitch, we provide theoretical evidence in [theorem 4.2](#) that much less is needed. Indeed, we show that the intertwiner group (which has far fewer parameters in general) is the minimal viable stitching layer to preserve accuracy. We conduct experiments stitching networks at ReLU activation layers with the stitching layer restricted to elements of the group G_{ReLU} showing in [fig. 1](#) that one can stitch CNNs on CIFAR-10 [Kri09] with only elements of G_{ReLU} incurring less than $\approx 10\%$ accuracy penalty at most activation layers. This is surprisingly close to the losses found when one allows for a much more expressive linear layer to be used to stitch two networks together. However, we see that there remains a significant gap between the stitching accuracies obtained using G_{ReLU} and fully connected linear layers; this provides independent confirmation of earlier findings that neurons of networks trained with different random seeds (i.e. with independent initializations and different random batches) are not simply permutations of each other [Li+15; Wan+18]. It is also consistent with observed phenomena such as distributed representations in hidden features [GBC16, §15.4] and perhaps also polysemantic neurons [Ola+20].

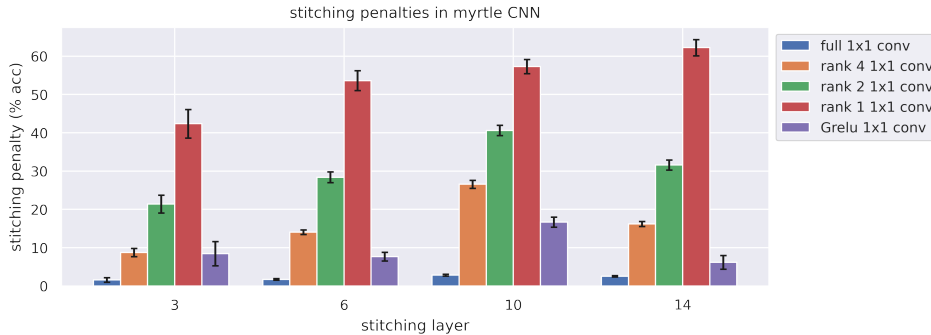


Figure 1: Full, reduced rank and G_{ReLU} 1-by-1 convolution stitching penalties (4.3) for Myrtle CNNs [Pag18] on CIFAR-10. Confidence intervals were obtained by evaluating stitching penalties for 32 pairs models trained with different random seeds. The accuracy of the models was $91.3 \pm 0.2\%$.

Representation dissimilarity measures for G_{ReLU} : In [section 5](#) we present two statistical dissimilarity measures, G_{ReLU} -Procrustes and G_{ReLU} -CKA, for ReLU-activated hidden features in different networks, say A and B. Our measures are counterparts of orthogonal Procrustes distance (see e.g. [DDS21b]) and Centered Kernel Alignment (CKA)¹ [Kor+19] respectively, which are invariant to orthogonal transformations, and are maximized when the hidden features of networks A and B agree up to orthogonal transformations. In contrast G_{ReLU} -Procrustes and G_{ReLU} -CKA are invariant to G_{ReLU} transformations, and are maximized when hidden features agree up to G_{ReLU} transformations. We compare and contrast our measures with their orthogonal counterparts, as well as with stitching experiment results. [Figure 2](#) shows a comparison of G_{ReLU} and orthogonal CKA measures.

Impact of activation functions on interpretability: An intriguing finding from [Bau+17, §3.2] was that individual neurons are more interpretable than random linear combinations of neurons. Our results on intertwiner groups ([theorem 3.3](#)) predict that this is a particular feature of ReLU networks. Indeed, [fig. 3](#) shows that in the absence of ReLU activations interpretability does not decrease when one moves from individual neurons to linear combinations of neurons — [section 6](#)

¹with linear or RBF kernel.

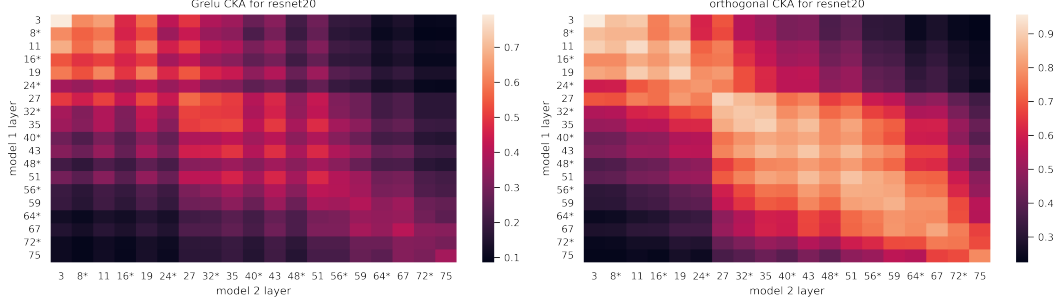


Figure 2: $G_{\text{ReLU}}\text{-CKA}$ and orthogonal CKA between layers of two ResNet20s trained on CIFAR-10. Results averaged over 16 pairs of models trained with different random seeds. Layers marked with “*” occur inside residual blocks (remark 3.6). For further details see section 5.

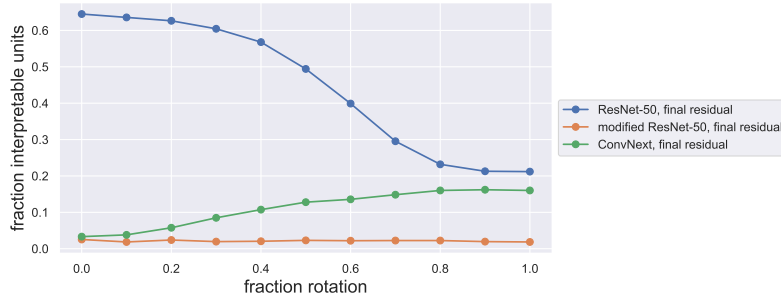


Figure 3: Fraction of network dissection interpretable units under rotations of the representation basis for a ResNet-50, as well as a modified ResNet-50 and a ConvNeXt model (both without an activation function on the residual output). Section 6 contains details and further discussion.

describes this experiment in further detail. This result suggests that intertwiner groups provide a theoretical justification for the explainable AI community’s focus on individual neuron activations, rather than linear combinations thereof [Erh+09; Na+19; Yos+15; ZF14; Zho+15], but that this justification is only valid for layers with certain activation functions.

Taken together, our experiments provide evidence that a network’s symmetries (realized through intertwiner groups) propagate down to symmetries of a model’s internal representation of data. Since understanding how different models process the same data is a fundamental goal in fields such as explainable AI and the safety of deep learning systems, we hope that our results will provide an additional lens under which to examine these problems.

2 Related work

The research on symmetries of neural networks is extensive, hence we aim to provide a representative sample knowing it will be incomplete. [Bre+19; FB17; GBC16; Yi+19] study the effect of weight space symmetries on the loss landscape. On the other hand, [BMC15; GBC16; Kun+21; Men+19] study the effect of weight space symmetries on training dynamics, while [GBC16; RK20] show that weight space symmetries pose an obstruction to model identifiability.

Neural stitching was introduced as a means of comparing learned representations between networks in [LV15]. In [BNB21] it was shown to have intriguing connections with the “Anna Karenina” (high performance models share similar internal representations of data) and “more is better” (stitching later layers of a weak model to early layers of a model trained with more data/parameters/epochs can improve performance) phenomena. [Csi+21] considered constrained stitching layers by restricting the rank of the stitching matrix or by introducing an ℓ_1 sparsity penalty. Our methods are distinct in that we explicitly optimize over the intertwiner group for ReLU nonlinearities (permutations and scalings). Both [BNB21; Csi+21] compare their stitching results with statistical dissimilarity measures such

as CKA. Our G_{ReLU} -Procrustes measure is a close relative of the permutation Procrustes distance introduced in [Wil+21], and our G_{ReLU} -CKA is an instance of CKA [Kor+19] in which the kernel is taken to be $\max\{x_1 \cdot y_1, \dots, x_d \cdot y_d\}$.

[Li+15] developed algorithms for obtaining a permutation to align neurons, and [Wan+18] introduced *neuron activation subspace matching* and used it to study similarity of hidden feature representations. [AHS22; Ent+22; Tat+20] all aligned neurons with permutations with the goal of obtaining low-loss paths between the weights of networks. The objectives for neuron alignment used in these works include maximizing correlation ([AHS22; Li+15; Tat+20]), maximizing a “match” (as defined in [Wan+18]), simulated annealing search algorithms ([Ent+22]), direct alignment of weights via a bilinear assignment problem and a “straight-through estimator” of back-propagated training loss ([AHS22]). Each of these is distinct from our method, which explicitly seeks a permutation minimizing training loss and searches for one using standard convex relaxation methods for permutation optimization.

Approaches to deep learning interpretability sometimes assume that the activation basis is special [Erh+09; Na+19; Yos+15; ZF14; Zho+15]. Studying individual neurons rather than linear combinations of neurons significantly reduces the complexity of low-level approaches to the understanding of neural networks [Elh+21]. In tension with this, many different projections of hidden layer activations appear to be semantically coherent [Sze+14]. However, [Bau+17] found evidence that the hidden feature vectors closer to the coordinate basis align more with human concepts than vectors sampled uniformly from the unit sphere.

3 The symmetries of nonlinearities

Let $\text{Mat}_{n_1, n_0}(\mathbb{R})$ be the algebra of all $n_0 \times n_1$ real matrices and $GL_n(\mathbb{R})$ be the group of all invertible $n \times n$ matrices. Let $\sigma : \mathbb{R} \rightarrow \mathbb{R}$ be a continuous function. For any $n \in \mathbb{N}$, we can build a *nonlinearity* σ_n from \mathbb{R}^n to \mathbb{R}^n by applying σ coordinatewise, i.e., $\sigma_n(x_1, \dots, x_n) = (\sigma(x_1), \dots, \sigma(x_n))$. Fix some $k > 1$ and for each $1 \leq i < k$ let $\ell_i : \mathbb{R}^{n_{i-1}} \rightarrow \mathbb{R}^{n_i}$ be the composition of an affine layer and a nonlinear layer, so that $\ell_i(x) := \sigma_{n_i}(W_i x + b_i)$, and let $\ell_k(x) := W_k x + b_k$. Here $W_i \in \text{Mat}_{n_i, n_{i-1}}(\mathbb{R})$ and $b_i \in \mathbb{R}^{n_i}$ are the weights and bias of layer i respectively. We define $f : \mathbb{R}^{n_0} \rightarrow \mathbb{R}^{n_k}$ to be the neural network $f = \ell_k \circ \dots \circ \ell_1$. For each $1 \leq i < k - 1$ we can then decompose f as $f = f_{>i} \circ f_{\leq i}$ where

$$f_{\leq i} = \ell_i \circ \dots \circ \ell_1 \quad \text{and} \quad f_{>i} = \ell_k \circ \dots \circ \ell_{i+1}.$$

We define

$$W := (W_i, b_i \mid i = 1, \dots, k) \quad \text{and} \quad \mathcal{W} := \prod_{i=1}^k (\text{Mat}_{n_i, n_{i-1}}(\mathbb{R}) \times \mathbb{R}^{n_i})$$

where the former is the collection of all weights of f and the latter is the space of all possible weights for a given architecture. When we want to emphasize the dependence of f on weights W , we write $f(-, W)$ (and similarly $f_{\leq i}(-, W)$, $f_{>i}(-, W)$).

One of the topics this work will consider is vector space bases for f ’s hidden spaces \mathbb{R}^{n_i} , for $1 \leq i \leq k - 1$. We will investigate the legitimacy of analyzing features $f_{\leq i}(D)$ for dataset $D \subset \mathbb{R}^{n_0}$ with respect to the *activation basis* for \mathbb{R}^{n_i} which is simply the usual coordinate basis, e_1, \dots, e_{n_i} where $e_j = [\delta_{j\ell}]_{\ell=1}^{n_i}$ is naturally parameterized by individual neuron activations. Note that \mathbb{R}^{n_i} has an infinite number of other possible bases that could be chosen.

3.1 Intertwiner Groups

For any $0 \leq i < k$, elements of $GL_{n_i}(\mathbb{R})$ can be applied to the hidden activation space \mathbb{R}^{n_i} both before and after the nonlinear layer σ_{n_i} . We define

$$G_{\sigma_{n_i}} := \{A \in GL_{n_i}(\mathbb{R}) \mid \text{there exists a } B \in GL_{n_i}(\mathbb{R}) \text{ such that } \sigma_{n_i} \circ A = B \circ \sigma_{n_i}\}.$$

Informally, we can understand $G_{\sigma_{n_i}}$ to be the set of all invertible linear transformations whose action on \mathbb{R}^{n_i} prior to the nonlinear layer σ_{n_i} has an equivalent invertible transformation after σ_{n_i} . This is an instance of the common procedure of understanding a function by understanding those operators that commute with it. For any $A \in GL_{n_i}(\mathbb{R})$, we can write $\sigma(A)$ for the $n_i \times n_i$ matrix formed by applying σ to all entries in A .

Activation	G_{σ_n}	$\phi_\sigma(A)$
$\sigma(x) = x$ (identity)	$GL_n(\mathbb{R})$	A
$\sigma(x) = \frac{e^x}{1+e^x}$	Σ_n	A
$\sigma(x) = \text{ReLU}(x)$	Matrices PD , where D has positive entries	A
$\sigma(x) = \text{LeakyReLU}(x)$	Same as ReLU as long as negative slope $\neq 1$	A
$\sigma(x) = \text{GeLU}(x)$	Σ_n	A
$\sigma(x) = \frac{1}{\sqrt{2\pi}}e^{-\frac{x^2}{2}}$ (RBF)	Matrices PD , where D has entries in $\{\pm 1\}$	$\text{abs}(A)$
$\sigma(x) = x^d$ (polynomial)	Matrices PD , where D has non-zero entries	$A^{\odot d}$

Table 1: Explicit descriptions of G_{σ_n} and ϕ_σ for seven different activations. Here $P \in \Sigma_n$ is a permutation matrix, D is a diagonal matrix, abs denotes the entrywise absolute value, and $A^{\odot d}$ denotes the entrywise d th power.

Lemma 3.1. Suppose $\sigma(I_n)$ is invertible and for each $A \in GL_n(\mathbb{R})$ define $\phi_\sigma(A) = \sigma(A)\sigma(I_n)^{-1}$. Then G_{σ_n} is a group, $\phi_\sigma : G_{\sigma_n} \rightarrow GL_n(\mathbb{R})$ is a homomorphism and $\sigma_n \circ A = \phi_\sigma(A) \circ \sigma_n$.

We defer all proofs to [appendix E](#). We include concrete examples of σ for small n_i there as well.

Definition 3.2. When the hypotheses of [lemma 3.1](#) are satisfied (namely, $\sigma(I_n)$ is invertible) we call G_{σ_n} the **intertwiner group of the activation** σ_n . We denote the image of the homomorphism ϕ_σ as $\phi_\sigma(G_{\sigma_n})$.

The intertwiner group G_{σ_n} and ϕ_σ are concretely described for a range of activations in [table 1](#) — the last two examples motivate the generality of [definition 3.2](#). Note also that in both of those cases $A \mapsto \phi_\sigma(A)$ is *not* a homomorphism on all of $GL_n(\mathbb{R})$, but *is* a homomorphism when restricted to the appropriate subgroup G_{σ_n} . While a substantial part of [table 1](#) can be found scattered in prior work, our calculations in [appendix E.2](#) deal with the different cases of [table 1](#) in a uniform way, by what amounts to an algorithm that compute G_{σ_n} and ϕ_σ given in terms of elementary properties of any (reasonable) activation function σ .² As design of activation functions remains an active industry (for example [\[Elh+22\]](#)), our techniques for computing G_{σ_n} could be useful in future studies of network symmetries.

The following theorem shows that the activation basis is intimately related to the intertwiner group of ReLU: G_{ReLU} admits a natural group-theoretic characterization in terms of the rays spanned by the activation basis, and dually the rays spanned by the activation basis can be recovered from G_{ReLU} . While both its statement and proof are elementary, our interest in this theorem lies in the question of whether it could *potentially* provide theoretical justification for focusing model interpretation studies on individual activations. We investigate this question further in [section 6](#).

Theorem 3.3. The group G_{ReLU_n} is precisely the stabilizer of the set of rays $\{\mathbb{R}_{\geq 0}e_i \subset \mathbb{R}^n \mid i = 1, \dots, n\}$. Moreover if $\mathbb{R}_{\geq 0}v_1, \dots, \mathbb{R}_{\geq 0}v_N \subseteq \mathbb{R}^n$ is a finite set of rays stabilized by G_{ReLU} , then for each $v_i = [v_{i1}, \dots, v_{in}]^T$, it must be that $v_{ij} = 0$ for all but one $j \in \{1, \dots, n\}$. Equivalently up to multiplication by a positive scalar every v_i is of the form $\pm e_j$ for some j .

3.2 Weight space symmetries

The intertwiner group is also a natural way to describe the weight space symmetries of a neural network. We denote by $\mathcal{F} \subseteq C(\mathbb{R}^{n_o}, \mathbb{R}^{n_k})$ the space of continuous functions that can be described by a network with the same architecture as f . As described in [\[JGH18\]](#) there is a **realization map** $\Phi : \mathcal{W} \rightarrow \mathcal{F}$ mapping weights $W \in \mathcal{W}$ to the associated function $f \in \mathcal{F}$. Φ arises because there are generally multiple sets of weights that yield the same function. We will show that Φ is invariant with respect to an action of the intertwiner groups on \mathcal{W} so that intertwiner groups form a set of “built-in” weight space symmetries of f . This result, which encompasses phenomena including permutation symmetries of hidden neurons, is well known in many particular cases (e.g., [\[GBC16,](#)

²We defer further discussion of and references to this prior work to [appendix E.2](#).

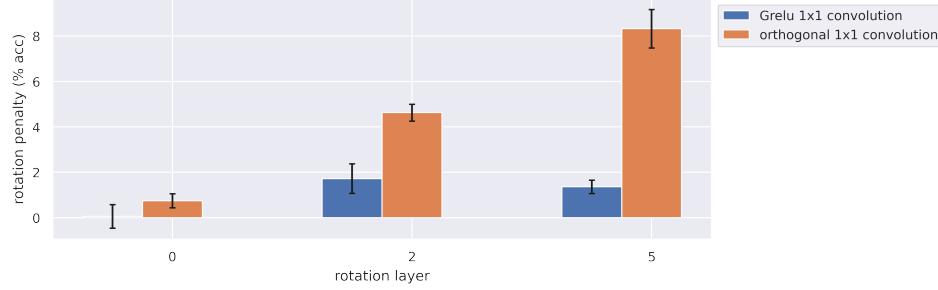


Figure 4: Rotation penalties for Myrtle CNNs on the CIFAR-10 dataset. Confidence intervals were obtained by performing 10 independent trials of the experiment with different random seeds, and baseline accuracy was $\approx 87\%$.

§8.2.2], [Bre+19, §3], [FB17, §2], [Men+19, §3], [RK20, §3, A]). From Proposition 3.4 we can also derive corollaries regarding symmetries of the loss landscape — these are included in appendix E.6.

Proposition 3.4. *Suppose $A_i \in G_{\sigma_{n_i}}$ for $1 \leq i \leq k-1$, and let*

$$W' = (A_1 W_1, A_1 b_1, A_2 W_2 \phi_\sigma(A_1^{-1}), A_2 b_2, \dots, W_k \phi_\sigma(A_{k-1}^{-1}), b_k)$$

Then, as functions, for each m

$$f_{\leq m}(x, W') = \phi_\sigma(A_m) \circ f_{\leq m}(x, W) \text{ and } f_{> m}(x, W') = f_{> m}(x, W) \circ \phi_\sigma(A_m)^{-1}, \quad (3.5)$$

In particular, $f(x, W') = f(x, W)$ for all $x \in \mathbb{R}^{n_0}$. Equivalently, we have $\Phi(W') = \Phi(W) \in \mathcal{F}$.

Remark 3.6. We will show in appendix E that the statement of this theorem must be modified if the architecture of f contains residual connections. By placing suitable restrictions on the matrices A_i ³ we can recover a form of eq. (3.5) provided m occurs at the end of a residual block. However, there doesn’t seem to be a way to obtain such an identity when m occurs *inside* a residual block; we see empirical evidence consistent with this point in figs. 2, 6 and 9 below.

3.3 A “sanity test” for intertwiners

To test proposition 3.4 with a simple experiment, we begin with a Myrtle CNN [Pag18] network⁴ trained for 50 epochs on the CIFAR-10 dataset, fix a *pre-activation layer* l , and apply a transformation A to the weights W_l and biases b_l to obtain AW_l and Ab_l (we only act on channels, hence in practice this is implemented by an auxiliary 1-by-1 convolution layer). We consider 2 choices of A : (i) a random element of G_{ReLU} , where P is a random permutation and the diagonal entries of D are sampled from a lognormal distribution, and (ii) a random orthogonal matrix, obtained as the “ Q ” in a QR -decomposition of a random matrix X with independent standard normal entries.

Next, we freeze layers up to and including l and finetune the later layers for another 50 epochs. We refer to the difference between the validation accuracy before and after applying the transformation A and finetuning as a **rotation penalty**. Based on proposition 3.4, when $A \in G_{\text{ReLU}}$ the network should be able to recover reasonable performance even with the transformed features — for example, by updating W_{l+1} to $W_{l+1} \phi_\sigma(A)^{-1}$. On the other hand, with probability 1 there is no matrix B such that updating W_{l+1} to $W_{l+1} B$ counteracts the effect of an orthogonal rotation A on all possible input. We see that this is indeed the case in fig. 4: transforming by $A \in G_{\text{ReLU}}$ rather a random orthogonal matrix results in significantly smaller rotation penalties.

4 Intertwining group symmetries and model stitching

In this section we provide evidence that some of the differences between distinct model’s internal representations can be explained in terms of symmetries encoded by intertwiner groups. We do this using the stitching framework from [BNB21; Csi+21], and begin by reviewing the concept of network stitching.

³Namely, that $A_l = A_m$ if layers l and m are joined by a sequence of residual connections.

⁴This is a simple 5-layer CNN, with no residual connections described further in appendix D.

Suppose f, \tilde{f} are two networks as in [section 3](#), with weights W, \tilde{W} respectively. For any $1 \leq l \leq k-1$ we may form a **stitched network** $S(f, \tilde{f}, l, \varphi) : \mathbb{R}^{n_0} \rightarrow \mathbb{R}^{n_k}$ defined in the notation of [section 3](#) by $S(f, \tilde{f}, l, \varphi) = \tilde{f}_{>l} \circ \varphi \circ f_{\leq l}$ — here $\varphi : \mathbb{R}^{n_l} \rightarrow \mathbb{R}^{n_l}$ is a **stitching layer**. In a typical stitching experiment one trains networks f and \tilde{f} from different initializations and freezes their weights, constrains φ to some simple function class \mathcal{S} (e.g., affine maps in [\[BNB21\]](#)), and trains $S(f, \tilde{f}, l, \varphi)$ by optimizing φ alone. The final validation accuracy $\text{Acc } S(f, \tilde{f}, l, \varphi)$ of $S(f, \tilde{f}, l, \varphi)$ is then considered a measure of similarity (or lack thereof) of the internal representations of f and \tilde{f} in \mathbb{R}^{n_l} — in this framework the situation

$$\text{Acc } S(f, \tilde{f}, l, \varphi) \approx \text{Acc } f, \text{Acc } \tilde{f} \quad (4.1)$$

corresponds to high similarity since the hidden representations of model f and \tilde{f} could be related by a transformation \mathcal{S} .

Recall that even though the networks $f(W)$ and $f(W')$ may be *equal as functions*, their hidden representations need not be the same (an example of this is given in [appendix C](#)). Our next result shows that in the case where f and \tilde{f} do only differ up to an element of $G_{\sigma_{n_l}}$, [eq. \(4.1\)](#) is achievable even when the stitching function class \mathcal{S} is restricted down to elements of $\phi_\sigma(G_{\sigma_{n_l}})$ (see [definition 3.2](#)).

Theorem 4.2. *Suppose $\tilde{W} = (A_1 W_1, A_1 b_1, A_2 W_2 \phi_\sigma(A_1^{-1}), A_2 b_2, \dots, W_k \phi_\sigma(A_k^{-1}), b_k)$ where $A_i \in G_{\sigma_{n_i}}$ for all i . Then [eq. \(4.1\)](#) is achievable with equality if the stitching function class \mathcal{S} containing φ contains $\phi_\sigma(G_{\sigma_{n_l}})$.*

Motivated by [theorem 4.2](#), we attempt to stitch various networks at ReLU activation layers using the group G_{ReLU} described in [Figure 1](#). Every matrix $A \in G_{\text{ReLU}}$ can be written as PD , where P is a permutation matrix and D is diagonal with positive diagonal entries — hence optimization over G_{ReLU} requires optimizing over permutation matrices. We use the well-known convex relaxation of permutation matrices to doubly stochastic matrices and describe our optimization procedure in greater detail in [D.2](#).

[Figure 1](#) gives the difference between the average test error of Myrtle CNN networks f and \tilde{f} and the network $S(f, \tilde{f}, l, \varphi)$, which we call the **stitching penalty**:

$$\frac{\text{Acc}(f) + \text{Acc}(\tilde{f})}{2} - \text{Acc}(S(f, \tilde{f}, l, \varphi)). \quad (4.3)$$

In our experiments $S(f, \tilde{f}, l, \varphi)$ was stitched together at layer l via a stitching transformation φ that was either optimized over all affine transformations, reduced rank affine transformations as in [\[Csi+21\]](#) or transformations restricted to G_{ReLU} . We consider only the ReLU activation layers, as these are the only layers where the theory of [section 3](#) applies, and we only act on the channel tensor dimension — in practice, this is accomplished by means of 1-by-1 convolution operations. In particular, with G_{ReLU} we are *only permuting and scaling channels*. Lower values indicate that the stitching layer was sufficient to translate between the internal representation of f at layer l and the internal representation of \tilde{f} .

We find that when we learn a stitching layer over arbitrary affine transformations of channels, we can nearly achieve the accuracy of the original models. When we only optimize over G_{ReLU} there is an appreciable increase in test error difference. This is consistent with findings in [\[Csi+21; Li+15; Wan+18\]](#) discussed in [section 2](#), and also consistent with observations that hidden features of neural networks exhibit distributed representations and polysemanticism [\[Ola+20\]](#). Nonetheless, that $S(f, \tilde{f}, l, \varphi)$ is able to get within less than 10% of the accuracy of f and \tilde{f} in all but one layer suggests that elements of G_{ReLU} can account for a substantial amount of the variation in the internal representations of independently trained networks. We include the reduced rank transformations as the dimension of their parameter spaces is greater than that of G_{ReLU} , and yet they incur significantly higher stitching penalties. If n_l is the number of channels, we have $\dim G_{\text{ReLU}_{n_l}} = n_l$ whereas the dimension of rank r transformations is $2n_l \cdot r - r^2$ (hence greater than $\dim G_{\text{ReLU}_{n_l}}$ even for $r = 1$).⁵ Finally, in the specific case of the Myrtle CNNs the stitching penalties incurred when using

⁵A valid concern is that the preceding analysis underestimates the size of G_{ReLU} by ignoring a large discrete factor: $G_{\text{ReLU}_{n_l}}$ has $n_l!$ connected components. In [appendix E.7](#) we carry out a comparison of the sizes of the parameter spaces of $G_{\text{ReLU}_{n_l}}$ and reduced rank transformations inspired by the machinery of ϵ -nets, obtaining the same conclusion that even the space of rank 1 transformations is larger than G_{ReLU} .

any layer other than 1-by-1 convolution with a rank 1 matrix all follow similar trends: they increase up to the third activation layer, then decrease at the final activation layer.

Further stitching results on the ResNet20 architecture can be found in [appendix D.3](#), including an experiment where we modify the architecture to have LeakyReLU activation functions, vary the negative slope of the LeakyReLU, and find similar stitching penalties up to but not including a slope of 1. This result is consistent with our calculations in [table 1](#), where we find that for any LeakyReLU negative slope $\neq 1$ the intertwiner is the same as G_{ReLU} (when the negative slope is 1, $\text{LeakyReLU}(x) = x$ and so the intertwiner is all of GL_n).

5 Dissimilarity measures for the intertwiner group of ReLU

Stitching penalties can be viewed as task oriented measures of hidden feature dissimilarity. From a different perspective, we can consider raw statistical measures of hidden feature dissimilarity. In the design of measures of dissimilarity, a crucial choice is the group of transformations under which the dissimilarity measure is invariant. For example, Centered Kernel Alignment (CKA) [\[Kor+19\]](#) with the dot product kernel is invariant with respect to orthogonal transformations and isotropic scaling. We ask for a statistical dissimilarity metric μ on datasets $X, Y \in \mathbb{R}^{N \times d}$ with the properties that (0) $0 \leq \mu(X, Y) \leq 1$, (i) (*G_{ReLU} -Invariance*) If $A, B \in G_{\text{ReLU}_d}$ and $v, w \in \mathbb{R}^d$ then $\mu(XA + \mathbf{1}v^T, YB + \mathbf{1}w^T) = \mu(X, Y)$, and (ii) (*Alignment Property*) $\mu(X, Y) = 1$ if $(*)$ $Y = XA + \mathbf{1}v^T$ for some $A \in G_{\text{ReLU}_d}, v \in \mathbb{R}^d$. To motivate this question, we note that given such a metric μ , one can detect if X and Y do *not* differ by an element of G_{ReLU} by checking if $\mu(X, Y) < 1$. Our basic tool for ensuring (i) is the next lemma.

Lemma 5.1. *Suppose $\mu(XA, YB) = \mu(X, Y)$ if A, B are either positive diagonal matrices or permutation matrices. Then, (i) holds.*

In effect, this allows us to divide the columns of X and Y by their norms to achieve invariance to the action of positive diagonal matrices and then apply dissimilarity measures for the permutation group such as those presented in [\[Wil+21\]](#). Ensuring (ii) seems to require case-by-case analysis to determine an appropriate normalization constant.

Definition 5.2 (*G_{ReLU} -Procrustes*). Let $D_X = \text{diag}(|X_{[:,i]}|)$ and $D_Y = \text{diag}(|Y_{[:,i]}|)$. Assuming these are invertible, let $\tilde{X} = XD_X^{-1}$ and $\tilde{Y} = YD_Y^{-1}$. Let δ be the permutation Procrustes distance between \tilde{X}, \tilde{Y} , defined by $\delta := \min_{P \in \Sigma_d} |\tilde{X} - \tilde{Y}P|$ (as pointed out in [\[Wil+21\]](#) this can be computed via the linear sum assignment problem). Then the G_{ReLU} -**Procrustes measure** is

$$\mu_{\text{Procrustes}}(X, Y) := 1 - \frac{\delta}{2\sqrt{d}}.$$

The factor of $2\sqrt{d}$ ensures this lies in $[0, 1]$, and equals 1 if (and only if) the condition $(*)$ of (ii) holds.

	layer 3	layer 6	layer 10	layer 14
G_{ReLU}	0.6208 ± 0.008	0.5106 ± 0.005	0.4432 ± 0.004	0.4899 ± 0.002
Orthogonal	0.7724 ± 0.028	0.5743 ± 0.040	0.5087 ± 0.016	0.5825 ± 0.019

Table 2: G_{ReLU} and orthogonal Procrustes similarities for Myrtle CNNs trained on CIFAR-10. Confidence intervals were obtained by evaluating similarities for 32 pairs models trained with different random seeds.

We apply G_{ReLU} -Procrustes and orthogonal Procrustes similarities to 4 different hidden representations from Myrtle CNNs in [table 2](#) and many more layers of ResNet20s in [fig. 9](#), all trained on CIFAR-10 [\[Kri09\]](#). In keeping with the discussion of [section 4](#), we only consider permutations or orthogonal transformations of channels (for details on how this is implemented we refer to [appendix D.7](#)). We see that distinct representations register less similarity in terms of G_{ReLU} -Procrustes than they do in terms of orthogonal Procrustes. This makes sense as similarity up to G_{ReLU} -transformation requires a greater degree of absolute similarity between representations than is required of similarity up to orthogonal transformation (the latter being a higher-dimensional group containing all of the permutations in G_{ReLU}). Otherwise patterns in G_{ReLU} -Procrustes similarity

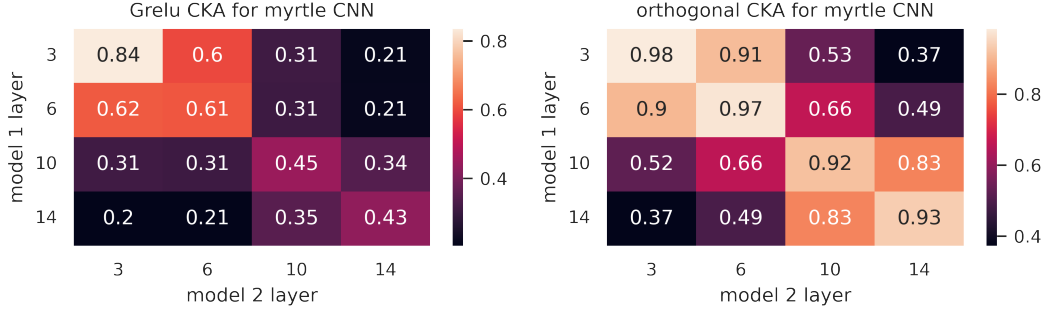


Figure 5: G_{ReLU} -CKA and orthogonal CKA for two Myrtle CNNs with different random seeds trained on CIFAR-10. Results averaged over 16 such pairs of models .

largely follow those of orthogonal Procrustes, with similarity between representations decreasing as one progresses through the network, only to increase again in the last layer. This correlates with the stitching penalties of [fig. 1](#), which increase with depth only to decrease in the last layer.

Definition 5.3 (G_{ReLU} -CKA). Assume that X and Y are data matrices that have been centered by subtracting means of rows: $X \leftarrow X - \frac{1}{d}\mathbf{1}\mathbf{1}^T X$ and $Y \leftarrow Y - \frac{1}{d}\mathbf{1}\mathbf{1}^T Y$. Let $\tilde{X} = X D_X^{-1}$ and $\tilde{Y} = Y D_Y^{-1}$. Let $\tilde{x}_1, \dots, \tilde{x}_N$ be the rows of \tilde{X} , and similarly for \tilde{Y} . Form the matrices $K, L \in \mathbb{R}_{\geq 0}^{N \times N}$ defined by $K_{ij} = \max(\tilde{x}_i \odot \tilde{x}_j)$ and $L_{ij} = \max(\tilde{y}_i \odot \tilde{y}_j)$ where \odot is the Hadamard product. Then the G_{ReLU} -CKA for X and Y is defined as:

$$\mu_{\text{CKA}}(X, Y) := \frac{\text{HSIC}_1(K, L)}{\sqrt{\text{HSIC}_1(K, K)} \sqrt{\text{HSIC}_1(L, L)}}. \quad (5.4)$$

where HSIC_1 is the unbiased form of the Hilbert-Schmidt independence criterion of [\[NRK21, eq. 3\]](#).

Symmetry of the max function ensures (i), the Cauchy-Schwarz inequality ensures $\mu_{\text{CKA}}(X, Y) \in [0, 1]$, and we claim that $\mu_{\text{CKA}}(X, Y) = 1$ if the condition * of (ii) is met. We do not claim ‘if and only if’, however we point out the following in [lemma E.44](#): if A is a matrix such that $\max(Ax_1 \odot Ax_2) = \max(x_1 \odot x_2)$ for all $x_1, x_2 \in \mathbb{R}^d$, then A is of the form PD where P is a permutation matrix and D is diagonal with diagonal entries in $\{\pm 1\}$. In fact, μ_{CKA} is simply an instance of CKA for a the ‘max kernel.’

Lemma 5.5. *The function $\kappa : \mathbb{R}^d \times \mathbb{R}^d \rightarrow \mathbb{R}$ defined by $k(x, y) = \max(x \odot y)$ is a positive semi-definite kernel.*

As with CKA [\[Kor+19\]](#), this metric makes sense even if X, Y are datasets in $\mathbb{R}^d, \mathbb{R}^{d'}$ respectively with $d \neq d'$. Results for a pair of Myrtle CNNs trained on CIFAR-10 with different random seeds, as well as standard orthogonal CKA for comparison, are shown in [fig. 5](#). Analogous results for ResNet20s are shown in [fig. 2](#). We find that G_{ReLU} -CKA respects basic trends found in their orthogonal counterparts: model layers at the same depth are more similar, early layers are highly similar, and the metric surfaces the block structure of the ResNet in [fig. 2](#) (layers inside residual blocks are less similar than those at residual connections). One notable difference for G_{ReLU} -CKA in [figs. 2](#) and [5](#) is that the similarity difference between early and later layers in the orthogonal CKA (discussed for ResNets in [\[Rag+21\]](#)) shown in (b) is less pronounced in (a), and in fact later layers are found to be less similar between runs. We found similar results for stitching in [figs. 1](#) and [6](#).

6 Interpretability of the coordinate basis

In this section we explore the confluence of model interpretability and intertwiner symmetries using *network dissection* from [\[Bau+17\]](#). Network dissection measures alignment between the individual neurons of a hidden layer and single, pre-defined concepts (see [appendix F.1](#) for the methodology). We adapt an experiment from [\[Bau+17\]](#) to compare the axis-aligned interpretability of hidden activation layers with and without an activation function. Bau et al. compares the interpretability of individual neurons, measured via network dissection, with that of random orthogonal rotations of neurons. We

likewise rotate the hidden layer representations and then measure their interpretability. Using the methodology from [Dia05], we define a random orthogonal transform Q drawn uniformly from $SO(n)$ by using Gram-Schmidt to orthonormalize the normally-distributed $QR = A \in \mathbb{R}^{n^2}$. Like in [Bau+17], we also consider smaller rotations $Q^\alpha \in SO(n)$ where $0 \leq \alpha \leq 1$, where α is chosen to form a minimal geodesic rotating from I to Q . [Bau+17] found that the number of interpretable units decreased away from the activation basis as α increased for layer5 of an AlexNet.

We compare three models trained on ImageNet: a ResNet-50, a modified ResNet-50 where we remove the ReLU on the residual outputs (training details in appendix F.3), and a ConvNeXt [Liu+22] analog of the ResNet-50, which also does not have an activation function before the final residual output. We give results in fig. 3, and provide sample unit detection outputs and full concept labels for the figures in appendix F.2. As was shown in [Bau+17], interpretability decreases as we rotate away from the axis for the normal ResNet-50 in appendix F.3. On the other hand, with no activation function, neuron interpretability does not drop with rotation for the modified ResNet-50 and the ConvNeXt. We note that the models without residual activation functions also have far fewer concept covering units for a given basis. Interestingly, while the number of interpretable units remains constant for the residual output of the modified ResNet-50, for the ConvNeXt model it actually *increases*. We find similar results, where the number of interpretable units increase with rotation, for the convolutional layer inside the residual block for the modified ResNet-50 in fig. 19.

7 Limitations

Our theoretical analysis in section 3 does not account for standard regularization techniques that are known to have symmetry-breaking effects (for example weight decay reduces scaling symmetry). More generally, we do not account for any implicit regularization of our training algorithms. As illustrated in figs. 1 and 6, stitching with intertwiner groups appears to have significantly more architecture-dependent behaviour than stitching with arbitrary affine transformations (however, since different architectures have different symmetries this is to be expected). Our empirical tests of the dissimilarity measures in section 5 are limited to what [Kor+19] terms “sanity tests”; in particular we did not perform the specificity, sensitivity and quality tests of [DDS21a].

8 Conclusion

In this paper we describe groups of symmetries that arise from the nonlinear layers of a neural network, calculate these symmetry groups for a number of different types of nonlinearities, and explore their fundamental properties and connection to weight space symmetries. Next, we provide evidence that these symmetries induce symmetries in a network’s internal representation of the data that it processes, showing that previous work on the internal representations of neural networks can be naturally adapted to incorporate awareness of the intertwiner groups that we identify. Finally, in the special case where the network in question has ReLU nonlinearities, we find experimental evidence that intertwiner groups justify the special place of the activation basis within interpretable AI research.

9 Acknowledgements

This research was supported by the Mathematics for Artificial Reasoning in Science (MARS) initiative at Pacific Northwest National Laboratory. It was conducted under the Laboratory Directed Research and Development (LDRD) Program at Pacific Northwest National Laboratory (PNNL), a multiprogram National Laboratory operated by Battelle Memorial Institute for the U.S. Department of Energy under Contract DE-AC05-76RL01830.

The authors would also like to thank Nikhil Vyas for useful discussions related to this work.

References

- [AHS22] Samuel K. Ainsworth, Jonathan Hayase, and Siddhartha Srinivasa. “Git Re-Basin: Merging Models modulo Permutation Symmetries”. In: (2022). DOI: [10.48550/ARXIV.2209.04836](https://arxiv.org/abs/2209.04836). URL: <https://arxiv.org/abs/2209.04836>.

- [Bau+17] David Bau et al. “Network Dissection: Quantifying Interpretability of Deep Visual Representations”. In: *2017 IEEE Conference on Computer Vision and Pattern Recognition (CVPR)* (2017), pp. 3319–3327.
- [BMC15] Vijay Badrinarayanan, Bamdev Mishra, and R. Cipolla. “Understanding Symmetries in Deep Networks”. In: *ArXiv* (2015).
- [BNB21] Yamini Bansal, Preetum Nakkiran, and Boaz Barak. “Revisiting Model Stitching to Compare Neural Representations”. In: *NeurIPS*. 2021.
- [Bre+19] Johanni Brea et al. “Weight-Space Symmetry in Deep Networks Gives Rise to Permutation Saddles, Connected by Equal-Loss Valleys across the Loss Landscape”. In: (July 5, 2019). arXiv: [1907.02911](https://arxiv.org/abs/1907.02911) [cs, stat]. URL: <http://arxiv.org/abs/1907.02911> (visited on 01/12/2022).
- [Csi+21] Adrián Csizsárik et al. “Similarity and Matching of Neural Network Representations”. In: *Advances in Neural Information Processing Systems*. Ed. by A. Beygelzimer et al. 2021. URL: <https://openreview.net/forum?id=aedFIIRrfXr>.
- [DDS21a] Frances Ding, Jean-Stanislas Denain, and J. Steinhardt. “Grounding Representation Similarity with Statistical Testing”. In: *ArXiv* (2021).
- [DDS21b] Frances Ding, Jean-Stanislas Denain, and Jacob Steinhardt. “Grounding Representation Similarity Through Statistical Testing”. In: *Advances in Neural Information Processing Systems*. Ed. by A. Beygelzimer et al. 2021. URL: https://openreview.net/forum?id=_kwj6V53ZqB.
- [Den+09] Jia Deng et al. “Imagenet: A large-scale hierarchical image database”. In: *2009 IEEE conference on computer vision and pattern recognition*. Ieee. 2009, pp. 248–255.
- [Dia05] Persi Diaconis. “What is a random matrix”. In: *Notices of the AMS* 52.11 (2005), pp. 1348–1349.
- [Elh+21] N Elhage et al. *A mathematical framework for transformer circuits*. 2021.
- [Elh+22] Nelson Elhage et al. “Softmax Linear Units”. In: *Transformer Circuits Thread* (2022).
- [Ent+22] Rahim Entezari et al. “The Role of Permutation Invariance in Linear Mode Connectivity of Neural Networks”. In: *International Conference on Learning Representations*. 2022. URL: <https://openreview.net/forum?id=dNigytemkL>.
- [Erh+09] Dumitru Erhan et al. “Visualizing higher-layer features of a deep network”. In: *University of Montreal* 1341.3 (2009), p. 1.
- [FB17] C. Daniel Freeman and Joan Bruna. “Topology and Geometry of Half-Rectified Network Optimization”. In: *ArXiv abs/1611.01540* (2017).
- [Fog+13] Fajwel Fogel et al. “Convex Relaxations for Permutation Problems”. In: *SIAM J. Matrix Anal. Appl.* 2013.
- [GBC16] Ian Goodfellow, Yoshua Bengio, and Aaron Courville. *Deep Learning*. <http://www.deeplearningbook.org>. MIT Press, 2016.
- [Has+21] Ali Hassani et al. “Escaping the big data paradigm with compact transformers”. In: *arXiv preprint arXiv:2104.05704* (2021).
- [HG16] Dan Hendrycks and Kevin Gimpel. *Gaussian Error Linear Units (GELUs)*. 2016. DOI: [10.48550/ARXIV.1606.08415](https://arxiv.org/abs/1606.08415). URL: <https://arxiv.org/abs/1606.08415>.
- [IS15] S. Ioffe and Christian Szegedy. “Batch Normalization: Accelerating Deep Network Training by Reducing Internal Covariate Shift”. In: *ICML* (2015).
- [JGH18] Arthur Jacot, Franck Gabriel, and Clément Hongler. “Neural tangent kernel: convergence and generalization in neural networks (invited paper)”. In: *Proceedings of the 53rd Annual ACM SIGACT Symposium on Theory of Computing* (2018).
- [Kor+19] Simon Kornblith et al. “Similarity of Neural Network Representations Revisited”. In: *ICML* (2019).
- [Kri09] Alex Krizhevsky. *Learning multiple layers of features from tiny images*. Tech. rep. 2009.
- [KTB19] J. Kileel, Matthew Trager, and Joan Bruna. “On the Expressive Power of Deep Polynomial Neural Networks”. In: *NeurIPS*. 2019.
- [Kun+21] Daniel Kunin et al. *Neural Mechanics: Symmetry and Broken Conservation Laws in Deep Learning Dynamics*. Mar. 29, 2021. arXiv: [2012.04728](https://arxiv.org/abs/2012.04728) [cond-mat, q-bio, stat]. URL: <http://arxiv.org/abs/2012.04728> (visited on 01/12/2022).

- [Lec+22] Guillaume Leclerc et al. *ffcv*. <https://github.com/libffcv/ffcv/>. commit 849. 2022.
- [Li+15] Yixuan Li et al. “Convergent Learning: Do Different Neural Networks Learn the Same Representations?” In: *FE@NIPS*. 2015.
- [Liu+22] Zhuang Liu et al. “A ConvNet for the 2020s”. In: *arXiv preprint arXiv:2201.03545* (2022).
- [LV15] Karel Lenc and A. Vedaldi. “Understanding Image Representations by Measuring Their Equivariance and Equivalence”. In: *2015 IEEE Conference on Computer Vision and Pattern Recognition (CVPR)* (2015). DOI: [10.1109/CVPR.2015.7298701](https://doi.org/10.1109/CVPR.2015.7298701).
- [LW14] Cong Han Lim and Stephen J. Wright. “Beyond the Birkhoff Polytope: Convex Relaxations for Vector Permutation Problems”. In: *NIPS*. 2014.
- [Men+18] Gonzalo Mena et al. “Learning Latent Permutations with Gumbel-Sinkhorn Networks”. In: *International Conference on Learning Representations*. 2018. URL: <https://openreview.net/forum?id=Byt3oJ-OW>.
- [Men+19] Qi Meng et al. “G-SGD: Optimizing ReLU Neural Networks in Its Positively Scale-Invariant Space”. In: *ICLR*. 2019.
- [MR10] Sébastien Marcel and Yann Rodriguez. “Torchvision the machine-vision package of torch”. In: *Proceedings of the 18th ACM international conference on Multimedia*. 2010, pp. 1485–1488.
- [Na+19] Seil Na et al. “Discovery of natural language concepts in individual units of cnns”. In: *arXiv preprint arXiv:1902.07249* (2019).
- [NH10] Vinod Nair and Geoffrey E. Hinton. “Rectified Linear Units Improve Restricted Boltzmann Machines”. In: *ICML*. 2010.
- [Noe18] E Noether. “Invariante Variationsprobleme”. In: 1918, pp. 235–257.
- [NRK21] Thao Nguyen, Maithra Raghu, and Simon Kornblith. “Do Wide and Deep Networks Learn the Same Things? Uncovering How Neural Network Representations Vary with Width and Depth”. In: *International Conference on Learning Representations*. 2021. URL: <https://openreview.net/forum?id=KJNcAkY8tY4>.
- [Ola+20] Chris Olah et al. “Zoom in: An introduction to circuits”. In: *Distill* 5.3 (2020), e00024–001.
- [Pag18] David Page. *How to Train Your ResNet*. Myrtle. Sept. 24, 2018. URL: <https://myrtle.ai/learn/how-to-train-your-resnet/> (visited on 05/09/2022).
- [Pas+19] Adam Paszke et al. “PyTorch: An Imperative Style, High-Performance Deep Learning Library”. In: *Advances in Neural Information Processing Systems* 32. Ed. by H. Wallach et al. Curran Associates, Inc., 2019, pp. 8024–8035. URL: <http://papers.neurips.cc/paper/9015-pytorch-an-imperative-style-high-performance-deep-learning-library.pdf>.
- [PE20] Sebastian Prillo and Julian Martin Eisenschlos. “SoftSort: A Continuous Relaxation for the argsort Operator”. In: *ICML*. 2020.
- [Rag+21] Maithra Raghu et al. “Do vision transformers see like convolutional neural networks?” In: *Advances in Neural Information Processing Systems* 34 (2021).
- [RK20] D. Rolnick and Konrad Paul Kording. “Reverse-Engineering Deep ReLU Networks”. In: *ICML*. 2020.
- [Rud76] Walter Rudin. *Principles of Mathematical Analysis*. McGraw-Hill, 1976. 342 pp. ISBN: 978-0-07-085613-4. Google Books: [kwqzPAAACAAJ](https://books.google.com/books?id=kwqzPAAACAAJ).
- [Ser77] Jean-Pierre Serre. *Linear representations of finite groups*. Vol. 42. Springer, 1977.
- [Sin64] Richard Sinkhorn. “A Relationship Between Arbitrary Positive Matrices and Doubly Stochastic Matrices”. In: *The Annals of Mathematical Statistics* 35.2 (1964), pp. 876–879. DOI: [10.1214/aoms/1177703591](https://doi.org/10.1214/aoms/1177703591). URL: <https://doi.org/10.1214/aoms/1177703591>.
- [Sze+14] Christian Szegedy et al. “Intriguing properties of neural networks”. In: *CoRR* abs/1312.6199 (2014).
- [Tat+20] N. Joseph Tatro et al. “Optimizing Mode Connectivity via Neuron Alignment”. In: (Nov. 2, 2020). arXiv: [2009.02439](https://arxiv.org/abs/2009.02439) [cs, math, stat]. URL: <http://arxiv.org/abs/2009.02439> (visited on 05/13/2022).

- [Vir+20] Pauli Virtanen et al. “SciPy 1.0: Fundamental Algorithms for Scientific Computing in Python”. In: *Nature Methods* 17 (2020), pp. 261–272. DOI: [10.1038/s41592-019-0686-2](https://doi.org/10.1038/s41592-019-0686-2).
- [Wan+18] Liwei Wang et al. “Towards Understanding Learning Representations: To What Extent Do Different Neural Networks Learn the Same Representation”. In: *NeurIPS*. 2018.
- [Wig19] Ross Wightman. *PyTorch Image Models*. <https://github.com/rwightman/pytorch-image-models>. 2019. DOI: [10.5281/zenodo.4414861](https://doi.org/10.5281/zenodo.4414861).
- [Wil+21] Alex H. Williams et al. “Generalized Shape Metrics on Neural Representations”. In: *NeurIPS*. 2021.
- [Yi+19] Mingyang Yi et al. “Positively Scale-Invariant Flatness of ReLU Neural Networks”. In: *ArXiv* (2019).
- [Yos+15] Jason Yosinski et al. “Understanding Neural Networks Through Deep Visualization”. In: *Deep Learning Workshop, International Conference on Machine Learning (ICML)*. 2015.
- [Yun+19] Sangdoo Yun et al. “Cutmix: Regularization strategy to train strong classifiers with localizable features”. In: *Proceedings of the IEEE/CVF international conference on computer vision*. 2019, pp. 6023–6032.
- [ZF14] Matthew D Zeiler and Rob Fergus. “Visualizing and understanding convolutional networks”. In: *European conference on computer vision*. Springer. 2014, pp. 818–833.
- [Zha+18] Hongyi Zhang et al. “mixup: Beyond Empirical Risk Minimization”. In: *International Conference on Learning Representations*. 2018. URL: <https://openreview.net/forum?id=r1Ddp1-Rb>.
- [Zho+15] Bolei Zhou et al. “Object Detectors Emerge in Deep Scene CNNs.” In: *ICLR*. 2015. URL: <http://arxiv.org/abs/1412.6856>.

Checklist

1. For all authors...
 - (a) Do the main claims made in the abstract and introduction accurately reflect the paper’s contributions and scope? [\[Yes\]](#)
 - (b) Did you describe the limitations of your work? [\[Yes\]](#) See Section 7.
 - (c) Did you discuss any potential negative societal impacts of your work? [\[N/A\]](#) This paper is largely focused on the mathematical aspects of deep learning so we do not think there are any immediate negative societal impact to the methods described. From a broader perspective though, we see this work helping to create a more principled groundwork for many interpretable AI techniques. We explain why this could have positive societal impacts in Section A.
 - (d) Have you read the ethics review guidelines and ensured that your paper conforms to them? [\[Yes\]](#)
2. If you are including theoretical results...
 - (a) Did you state the full set of assumptions of all theoretical results? [\[Yes\]](#)
 - (b) Did you include complete proofs of all theoretical results? [\[Yes\]](#) All proofs can be found in [appendix E](#).
3. If you ran experiments...
 - (a) Did you include the code, data, and instructions needed to reproduce the main experimental results (either in the supplemental material or as a URL)? [\[TODO\]](#) We are in the process of making code publicly available.
 - (b) Did you specify all the training details (e.g., data splits, hyperparameters, how they were chosen)? [\[Yes\]](#) See [appendix D](#).
 - (c) Did you report error bars (e.g., with respect to the random seed after running experiments multiple times)? [\[Yes\]](#)
 - (d) Did you include the total amount of compute and the type of resources used (e.g., type of GPUs, internal cluster, or cloud provider)? [\[Yes\]](#) See [appendix D](#) — while we did not keep precise track of CPU/GPU hours, we do specify the hardware used.
4. If you are using existing assets (e.g., code, data, models) or curating/releasing new assets...
 - (a) If your work uses existing assets, did you cite the creators? [\[Yes\]](#)
 - (b) Did you mention the license of the assets? [\[Yes\]](#) See Section G.
 - (c) Did you include any new assets either in the supplemental material or as a URL? [\[No\]](#)
 - (d) Did you discuss whether and how consent was obtained from people whose data you’re using/curating? [\[N/A\]](#)
 - (e) Did you discuss whether the data you are using/curating contains personally identifiable information or offensive content? [\[N/A\]](#)
5. If you used crowdsourcing or conducted research with human subjects...
 - (a) Did you include the full text of instructions given to participants and screenshots, if applicable? [\[N/A\]](#)
 - (b) Did you describe any potential participant risks, with links to Institutional Review Board (IRB) approvals, if applicable? [\[N/A\]](#)
 - (c) Did you include the estimated hourly wage paid to participants and the total amount spent on participant compensation? [\[N/A\]](#)

A Societal Impact

Though deep learning models are in the process of being deployed for safety critical applications, we still have very little understanding of the structure and evolution of their internal representations. In this paper we discuss one aspect of these representations. We hope that by better illuminating the inner workings of these networks, we will be a small part of the larger effort to make deep learning more understandable, reliable, and fair.

B Code availability

We are in the process of releasing code — once available it will be located at <https://github.com/davisrbr/modelsyms>.

C Examples

We first give an example of two networks with distinct weights which are functionally equivalent. Let f be a 2 layer network with ReLU activations and weight matrices

$$W_1 = \begin{bmatrix} 1 & 0 \\ 0 & 2 \end{bmatrix} \quad \text{and} \quad W_2 = \begin{bmatrix} 3 & 0 \\ 0 & 1 \end{bmatrix}$$

(and biases = 0). Let \tilde{f} be a network with the same architecture, but with weights

$$W_1 = \begin{bmatrix} 0 & 2 \\ 1 & 0 \end{bmatrix} \quad \text{and} \quad W_2 = \begin{bmatrix} 0 & 3 \\ 1 & 0 \end{bmatrix}.$$

Then one can verify that $\tilde{f}(x) = f(x)$ for all $x \in \mathbb{R}$, but that the weights of f and \tilde{f} differ.

We also work through a small example of ϕ_{σ_n} where $n = 2$. Assume that σ is the ReLU nonlinearity. Then,

$$A = \begin{bmatrix} 0 & 1 \\ 2 & 0 \end{bmatrix}$$

belongs to G_{σ_2} , and we can compute directly that

$$\text{ReLU} \circ \begin{bmatrix} 0 & 1 \\ 2 & 0 \end{bmatrix} \begin{bmatrix} x_1 \\ x_2 \end{bmatrix} = \begin{bmatrix} \text{ReLU}(x_2) \\ \text{ReLU}(2x_1) \end{bmatrix} = \begin{bmatrix} \text{ReLU}(x_2) \\ 2 \text{ReLU}(x_1) \end{bmatrix},$$

where in the last equality we used the fact that $\text{ReLU}(ax) = a \text{ReLU}(x)$ when a is positive. On the other hand,

$$\begin{bmatrix} 0 & 1 \\ 2 & 0 \end{bmatrix} \circ \text{ReLU} \left(\begin{bmatrix} x_1 \\ x_2 \end{bmatrix} \right) = \begin{bmatrix} 0 & 1 \\ 2 & 0 \end{bmatrix} \begin{bmatrix} \text{ReLU}(x_1) \\ \text{ReLU}(x_2) \end{bmatrix} = \begin{bmatrix} \text{ReLU}(x_2) \\ 2 \text{ReLU}(x_1) \end{bmatrix}.$$

D Experimental Details

In this section we provide additional experimental results, as well as implementation details for the purposes of reproducibility. All experiments were run on Nvidia GPUs using PyTorch [Pas+19].

D.1 Sampling pairs of models trained with different random seeds

We began by training 100 models with different random seeds (i.e. with independent initializations and different random batches) for each of the following architectures:

- (i) Myrtle CNN: a simple 5-layer feed-forward CNN with batch normalization.⁶
- (ii) ResNet20: a ResNet tailored to the CIFAR-10 dataset (numbers of channels are 16, 32, 64 respectively in the 3 residual blocks).

⁶With the exception of the rotation penalties experiment in fig. 4, where we omitted batch normalization to adhere closely to the theoretical framework of section 3

- (iii) ResNet18: an ImageNet-style ResNet adapted to the input size of CIFAR-10 — much wider than the above (numbers of channels are 64, 128, 256 respectively in the 3 residual blocks).

More detailed architecture schematics are included in [figs. 26a, 27a and 28a](#).

All models were trained for 50 epochs using the Adam optimizer with PyTorch’s default settings. We use a batch size of 32, initial learning rate 0.001 and 4 evenly spaced learning rate drops with factor 0.5. We augment data with translations of up to 2 pixels (padded as necessary with the mean RGB value for CIFAR-10) and left-right flips, and we save the weights with best validation accuracy. In the rotation penalties experiment of [fig. 4](#) the fine-tuning stage uses the same hyperparameters as the initial training phase (though of course only a subset of parameters receive gradient updates during fine-tuning). Training this many CIFAR-10 models on a reasonable budget of time and computing resources was greatly aided by the excellent FFCV library [[Lec+22](#)].

In the later stitching and dissimilarity measure experiments, we sample pairs of models from these “zoos” uniformly with replacement (but of course making sure that the two models in the pair are distinct). Thus the cost of training hundreds of models is amortized across many runs of stitching and dissimilarity measurement; this can be also viewed as bootstrap estimation of our experimental quantities of interest using empirical samples from certain distributions of CIFAR-10 models.

D.2 Stitching Experiments

For stitching layers, we train for 20 epochs with batch size 32 and learning rate 0.001 (with no drops), however we use vanilla SGD with no momentum (we found the approximate second-order and/or momentum aspects of Adam interacted in complicated ways with the PGD algorithm described in [appendix D.2.1](#) below, even after following some [helpful advice from the Internet](#)⁷). Augmentation is described in the previous paragraph.

We parameterize reduced rank 1-by-1 convolutions as a composition of 2 1-by-1 convolutions, with `in_channels, out_channels = in_channels, rank` and `rank, in_channels` respectively. In contrast to [[BNB21](#)] we omit both batch norm and bias from stitching layers (to stick closely to the statement of [theorem 4.2](#)).

D.2.1 Approximate Optimization over Permutation Matrices

By far the most complicated stitching layer is the one using G_{ReLU} , which we describe here. Recall that G_{ReLU} is equal to the $n \times n$ matrices of the form PD , where $P \in \Sigma_n$ is a permutation matrix and D is a diagonal matrix with positive entries. We parameterize D simply as $D = \text{diag}(\lambda_i)$ where $\lambda_1, \dots, \lambda_{n_l} \in \mathbb{R}_{\geq 0}$ — we preserve non-negativity during training by a projected gradient descent step $D \leftarrow \text{ReLU}(D)$. During stitching layer training, we parameterize P as a doubly stochastic matrix, that is, an element of the Birkhoff polytope

$$\mathcal{B} = \{A = (a_{ij}) \in \text{Mat}_{n_l, n_l}(\mathbb{R}) \mid a_{ij} \geq 0 \text{ for all } i, j, \mathbf{1}^T A = \mathbf{1}^T \text{ and } A \mathbf{1} = \mathbf{1}\}$$

— after each gradient descent step we project P back onto \mathcal{B} by the operation $P \leftarrow \text{ReLU}(P)$ followed by $P \leftarrow \text{sink}(P)$, where “sink” denotes Sinkhorn iterations. These consist of T iterations of

$$A \leftarrow A \text{diag}(\mathbf{1}^T A)^{-1} \text{ followed by } A \leftarrow \text{diag}(A \mathbf{1})^{-1} A$$

(it is a theorem of Sinkhorn that this sequence converges to a doubly stochastic matrix of the form DAE with D, E positive diagonal matrices [[Sin64](#)]). We use $T = 16$ in all experiments (this choice drew on the work of [[Men+18](#)]). In addition, we add a regularization term $-\alpha|P|_2$ to the stitching objective, where $\alpha > 0$ is a hyperparameter (the motivation here is that permutation matrices are precisely the elements of \mathcal{B} with maximal ℓ_2 -norm). Unless stated otherwise in our experiments $\alpha = 0.1$. We did experiment with choosing α by cross validation and found the particular choice of α was not crucial; see [appendix D.5](#) for further details.

At evaluation time, we threshold P to an actual permutation matrix via the Hungarian algorithm (specifically its implementation in `scipy.optimize.linear_sum_assignment` [[Vir+20](#)]). This amounts to

$$P_{\text{eval}} = \max_{Q \in \Sigma_{n_l}} \text{tr}(P_{\text{train}} Q^T)$$

⁷<https://datascience.stackexchange.com/questions/31709/adam-optimizer-for-projected-gradient-descent>

As stated above, we train for 20 epochs with batch size 32 and learning rate 0.001 (with no drops), using SGD with momentum 0.9. However, we allow the permutation factor to get a “head start” by keeping D fixed at the identity I for the first 10 epochs. This is probably not essential, as shown in [appendix D.5](#).

Finally, before evaluating the stitched model on the CIFAR-10 validation set, we perform a no-gradient epoch *on the training data* with stitching layer P_{eval} . This is critical as it allows the batch normalization running means and variances in later layers to adapt to the thresholded permutation matrix P_{eval} ; observe that if we omitted this step, during evaluation the “batch normalization layers” would not even be performing batch normalization per se, since their running statistics would be computed from features produced by a layer P_{train} no longer in use.

As an aside, we also experimented with the differentiable relaxation of permutation matrices SoftSort [\[PE20\]](#). Our final results were comparable, however this method took far longer ($> 10\times$) to optimize than the Birkhoff polytope method. It is perhaps of interest that we used SoftSort on permutations far larger than those of [\[PE20\]](#) (e.g., the 512 channels of late layers of our Myrtle CNN). The next section ([appendix D.2.2](#)) contains some of our technical findings.

We wish to acknowledge a couple articles, [\[Fog+13\]](#) and [\[LW14\]](#), that provided us with useful background on optimization over doubly stochastic matrices.

D.2.2 Stitching with SoftSort

We parameterized D simply as $D = \text{diag}(e^{\lambda_i})$ where $\lambda_1, \dots, \lambda_{n_l} \in \mathbb{R}$. During stitching layer training, we parameterized P using SoftSort [\[PE20\]](#), a continuous relaxation of permutation matrices given by the formula

$$P = \text{SoftSort}(s, \tau) := \text{softmax} \left(-\frac{1}{\tau} (\text{sort}(s)\mathbf{1}^T - \mathbf{1}s^T) \right), \text{ where } s \in \mathbb{R}^{n_l},$$

$\text{sort}(s)$ denotes s sorted in descending order, and softmax is applied over rows. The parameter $\tau > 0$ controls softmax temperature, and we were only able to obtain reasonable results when tuning it according to $\tau \approx 1/n_l$. At validation time, we threshold P to an actual permutation matrix by applying $\arg \max$ over rows as in [\[PE20\]](#).

D.3 Stitching and G_{ReLU} -dissimilarity measures for ResNets

Here we include further results for ResNet20 and ResNet18 architectures. [Figure 6](#) and [fig. 7](#) include results for full 1-by-1 convolution, reduced rank 1-by-1 convolution and G_{ReLU} 1-by-1 convolutions stitching in the ResNet20 and ResNet18 architectures respectively. Note that in general, layers inside residual blocks incur higher penalties, consistent with [remark 3.6](#). This holds even in the full 1-by-1 convolution case, a finding that to the best of our knowledge is new.

In the case of ResNet20 we also observe that the relative ranking of the different stitching constraints tends to change inside of residual blocks: whereas G_{ReLU} stitching consistently outperforms rank 1 (and sometimes rank 2) stitching outside residual blocks, it consistently underperforms all strategies inside residual blocks. Lastly, we remark that the ResNet20 is significantly narrower than the Myrtle CNN (channels are 16, 32, 64 vs. 64, 128, 256, see [figs. 27a](#) and [28a](#)), and hence the low-rank transformations account for a larger *proportion* of the available total rank (for example, in early layers of the ResNet20 rank 4 is $0.25 \cdot \text{fullrank}$ whereas in the early layers of the Myrtle CNN rank 4 is $0.0625 \cdot \text{fullrank}$). Heuristically, in the narrower network low-rank transformations may suffice to align for a larger fraction of the principal components of hidden features.

We also observe generally lower stitching penalties in the ResNet18 with the exception of the penultimate inside-a-residual-block layer — we do not have a satisfactory explanation for random chance performance at that layer. We also remark that while the penalties in [fig. 6](#) are significantly higher than those in [fig. 1](#), especially in later layers, we also saw significant dissimilarity in [fig. 2 \(a\)](#), especially in later layers.

We also modify the ResNet20 to use the LeakyReLU activation function and train models with different negative slopes s . The accuracy for two models trained with different random seeds at different LeakyReLU is given in [table 3](#). We perform G_{ReLU} stitching in [fig. 8](#). Note that for a negative slope $s = 1$, the activation function is the identity. We find the results difficult to interpret

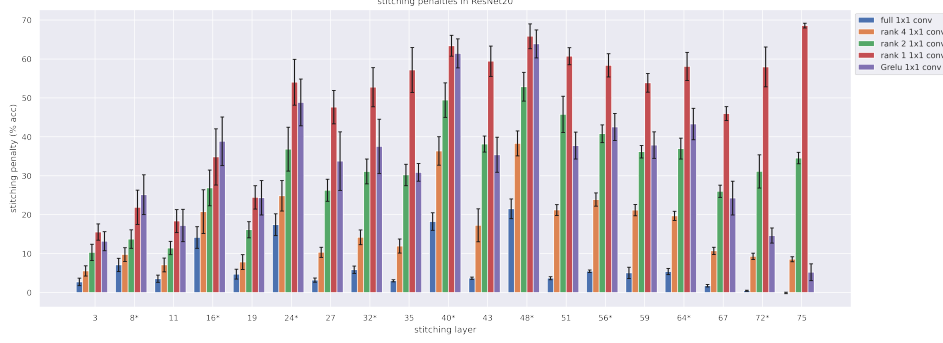


Figure 6: Full/reduced rank and G_{ReLU} 1-by-1 convolution stitching penalties (4.3) for ResNet20s on CIFAR-10. Confidence intervals were obtained by evaluating stitching penalties for 16 pairs of models trained with different random seeds. Accuracy of the models was 89.9 ± 0.2 %. Layers marked with ‘*’ occur inside residual blocks (remark 3.6).

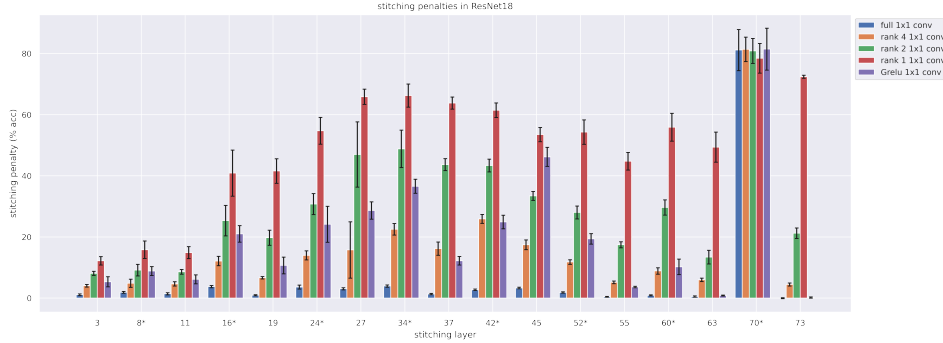


Figure 7: Full/reduced rank and G_{ReLU} 1-by-1 convolution stitching penalties (4.3) for ResNet18s on CIFAR-10. Confidence intervals were obtained by evaluating stitching penalties for 16 pairs of models trained with different random seeds. Accuracy of the models was 92.9 ± 0.2 %. Layers marked with ‘*’ occur inside residual blocks (remark 3.6).

due to the significant decrease in CIFAR-10 accuracy for larger s . With this being said, unlike for $s \ll 1$, we note that the stitching penalties for $s = 1$ (and to a lesser extent, $s = 0.9$) are mostly constant throughout the layers of the network. This is most prominent for the final two ResNet20 layers (72 and 75), where the stitching penalty for models with small LeakyReLU slopes is the lowest.

Table 3: ResNet20 with LeakyReLU CIFAR-10 accuracy

	LeakyReLU SLOPE						
	1e−4	1e−3	1e−2	0.1	0.5	0.9	1.0
% acc.	89.3 ± 0.2	89.4 ± 0.2	89.2 ± 0.2	89.4 ± 0.1	86.6 ± 0.1	73.0 ± 0.2	41.8 ± 0.1

Figure 9 contains G_{ReLU} and orthogonal Procrustes dissimilarities for the ResNet20. The 2 measures seem qualitatively quite similar in this case. For the most part the same applies to the ResNet18 in fig. 10, with the exception of layer 70 (penultimate inside-a-residual-block layer), where we see high G_{ReLU} similarity, in conflict with both fig. 7 and fig. 11 below.

We include G_{ReLU} and orthogonal CKA dissimilarities for the wider ResNet18 in fig. 11. For the most part the qualitative remarks on fig. 2 apply here as well — note also the extreme dissimilarity in layer 70 (in both G_{ReLU} and orthogonal cases) consistent with fig. 7.

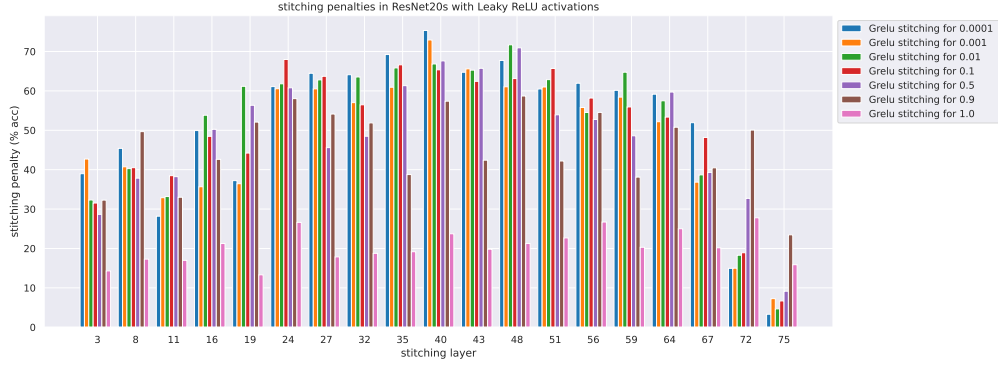


Figure 8: Stitching penalties (4.3) for ResNet20s trained with different random seeds on CIFAR-10, where respective ResNet20 models are trained with LeakyReLU activation functions with different slopes. Accuracy of the models with different LeakyReLU slopes is given in table 3.

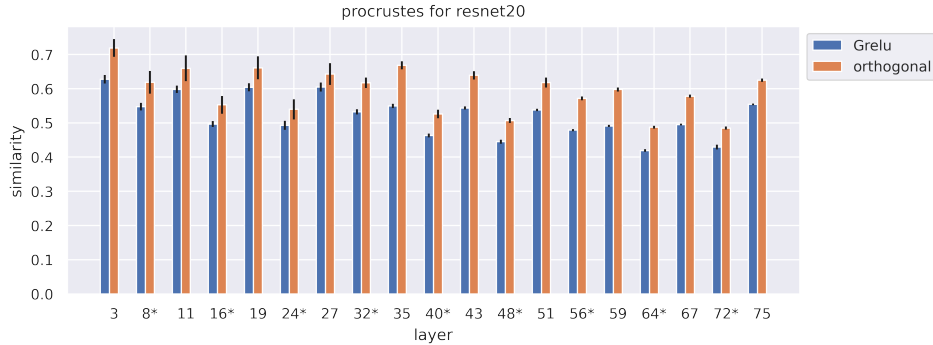


Figure 9: G_{ReLU} and orthogonal Procrustes dissimilarities for two ResNet20s trained on CIFAR-10 with different random seeds. Layers marked with ‘*’ occur inside residual blocks (remark 3.6). Confidence intervals were obtained by evaluating similarities for 32 pairs of models trained with different random seeds.

D.4 Stitching for a Vision Transformer

Here we include an additional stitching experiments with vision transformers from [Has+21] trained on CIFAR-10. Figure 12 include results for linear stitching and G_{ReLU} stitching after each transformer encoder layer. The large stitching penalties for G_{ReLU} are expected due to the lack of activation functions after the linear (feedforward) layers for each encoder layer.

We train 10 Compact Convolutional Transformers with sinusoidal positional encodings and six transformer blocks. The average model accuracy was 98% using the distributed training-from-scratch recipe from [Has+21], which includes $6e-2$ weight decay, augmentations (namely mixup [Zha+18] and CutMix [Yun+19]), label smoothing, and AdamW with a learning rate of $55e-5$ with cosine scheduling.

D.5 Choosing the negative- ℓ_2 regularization multiplier α with cross validation

Here we briefly describe an experiment in which the multiplier α of appendix D.2.1 is chosen by cross validation. Most of the details are as in appendix D.2. However, we create a random 80-20 split of the CIFAR10 training set into a smaller training and cross-validation set. We then learn G_{ReLU} stitching layers for each $\alpha \in \{10^k \mid k = -3, -2, \dots, 1\}$, as in appendix D.2.1, with the exception that we only optimize over our training split for 5 epochs and do not give the permutations a head start. Then, the α corresponding to highest accuracy on our cross validation set is selected, the corresponding model weights are loaded and we report accuracy on the regular CIFAR10 validation set. In fig. 13 we obtain very similar results to those in fig. 1. Perhaps more interestingly, in fig. 14 we see that

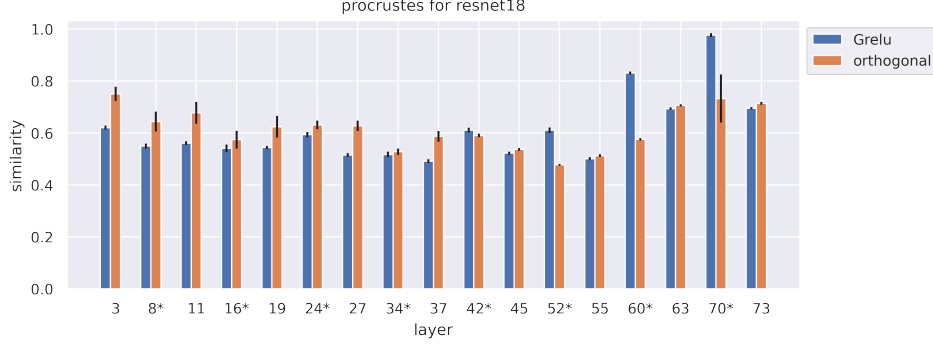


Figure 10: G_{ReLU} and orthogonal Procrustes dissimilarities for two ResNet18s trained on CIFAR-10 with different random seeds. Layers marked with “*” occur inside residual blocks (remark 3.6). Confidence intervals were obtained by evaluating similarities for 32 pairs of models trained with different random seeds.

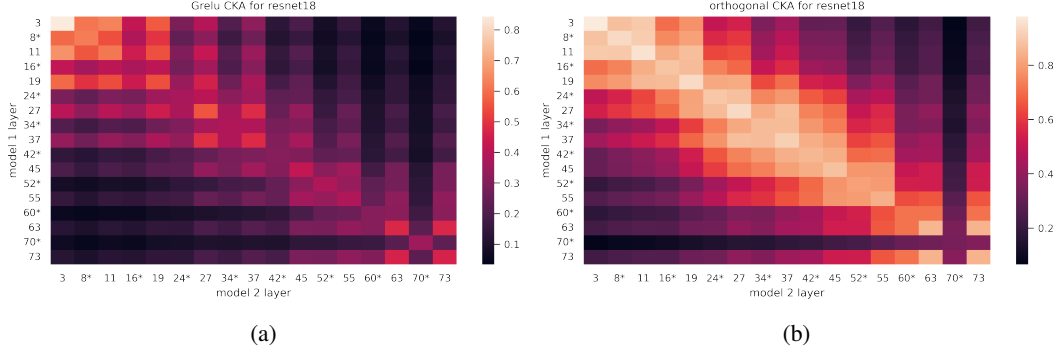


Figure 11: G_{ReLU} -CKA and orthogonal CKA for two ResNet18s trained on CIFAR-10 with different random seeds. Layers marked with “*” occur inside residual blocks (remark 3.6). Results averaged over 16 such pairs of models.

there is substantial variance in the α selected by cross-validation, at all layers of our Myrtle CNN network — for reference, $\alpha = 0.1$ is used in the rest of this paper. This suggests that the particular choice of α is not essential to our method. Results for ResNet architectures are qualitatively similar and omitted for brevity.

D.6 Stitching with ℓ_1 -regularized (a.k.a. LASSO) fully-connected layers

In this section we present results of a small experiment stitching with full 1-by-1 convolutional layers with ℓ_1 penalty $\lambda|W|_1$, where $|W|_1 = \sum_{ij}|W_{ij}|$, as in [Csi+21]. We vary $\lambda \in \{0.001, 0.01, 0.1\}$ and also tried $\lambda = 1$ but found the stitching optimization to be unstable due the magnitude of the ℓ_1 penalty (possible this could have been counteracted by decreasing the learning rate). We also record the *sparsity* of the stitching weights — if n_l is the relevant channel dimension, and hence also the number of rows/columns in the square stitching matrix W , we measure this as

$$\frac{|\{(i, j) \in \{1, \dots, n_l\}^2 \mid |W_{ij}| \leq \tau\}|}{n_l^2} \quad (\text{D.1})$$

where τ is a threshold, in our experiments chosen to be 0.001. Note that the sparsity of a G_{ReLU} is equal to $\frac{n_l^2 - n_l}{n_l^2} = 1 - \frac{1}{n_l}$. Figure 15 illustrates the results of these experiments, and seems to show that G_{ReLU} layers achieve low stitching penalties for their sparsity levels. Also note that in the final layer the scatter points corresponding to G_{ReLU} and $\lambda = 0.01$ nearly overlap.

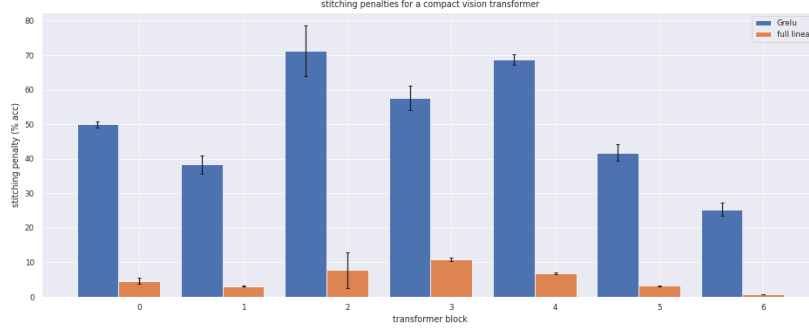


Figure 12: Linear and G_{ReLU} stitching penalties (4.3) for 5 pairs of vision transformers [Has+21] trained on CIFAR-10 with different random seeds. Stitching was performed after every transformer block, and notably these blocks do not end in activation functions.

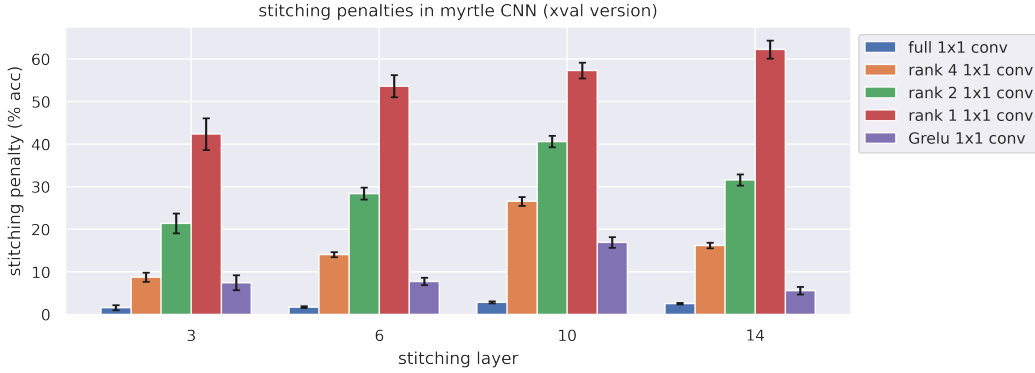


Figure 13: Full, reduced rank, and G_{ReLU} 1-by-1 convolution stitching penalties (4.3) for Myrtle CNNs [Pag18] on CIFAR-10, in which α is chosen by cross-validation. Confidence intervals were obtained by evaluating stitching penalties for 32 pairs of models trained with different random seeds. The accuracy of the models was 91.3 ± 0.2 %.

D.7 Implementing dissimilarity measures

As mentioned in section 5, we aim to capture invariants to permuting and scaling channels, but not spatial coordinates. This requires some care; practically speaking it means we cannot simply flatten feature vectors.

In all cases we compute our measures over the entire CIFAR-10 validation set. In particular, we do not require batched computations as in [NRK21].

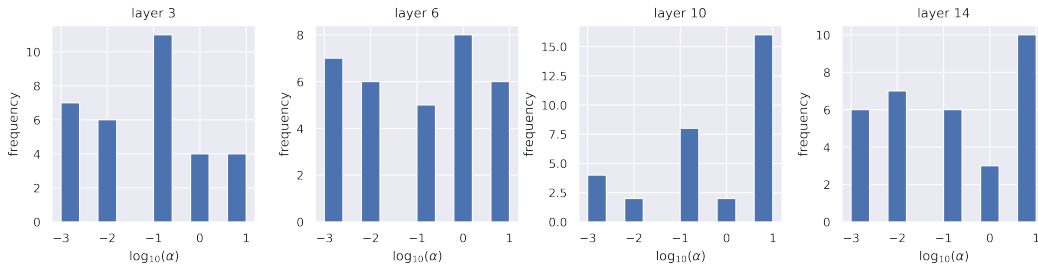


Figure 14: The histograms of α selected by cross validation in the experiment of fig. 13

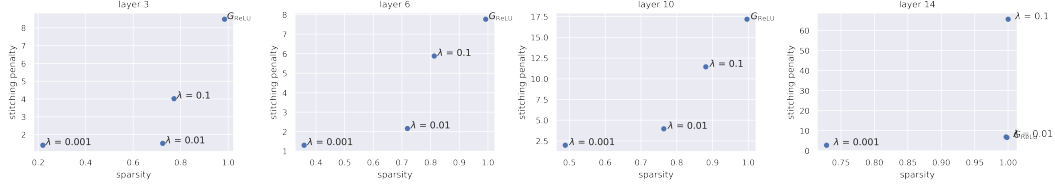


Figure 15: ℓ_1 -regularized stitching penalties versus sparsity for Myrtle CNNs, with G_{ReLU} stitching penalties included for comparison. Penalties and sparsities are averaged over evaluations on 32 pairs models trained with different random seeds.

D.7.1 Procrustes

As in [DDS21b; Wil+21]

$$\min_{P \in \Sigma_d} |\tilde{X} - \tilde{Y}P| = \sqrt{\min_{P \in \Sigma_d} |\tilde{X} - \tilde{Y}P|^2}$$

so it suffices to consider minimizing the Frobenius norm-squared, and expanding as

$$|\tilde{X} - \tilde{Y}P|^2 = |\tilde{X}|^2 + |\tilde{Y}|^2 - 2 \text{tr}(\tilde{X}^T \tilde{Y}P)$$

we see that this is equivalent to *maximizing* $\text{tr}(\tilde{X}^T \tilde{Y}P)$. In our case X, Y have shape (N, C, H, W) where N is the size of the entire CIFAR-10 validation set and C, H, W are the channels, height, and width at the given hidden layer respectively. We want P to be a $C \times C$ permutation matrix. Hence for $\tilde{X}^T \tilde{Y}$ we compute the tensor dot product

$$(\tilde{X}^T \tilde{Y})_{c,c'} = \sum_{n,h,w} \tilde{X}_{n,c,h,w} \tilde{Y}_{n,c',h,w} \quad (\text{D.2})$$

The same method is used for orthogonal Procrustes, where instead of `scipy.optimize.linear_sum_assignment` we use the nuclear norm of eq. (D.2) as in [DDS21a].

D.7.2 CKA

In this case for a set of hidden features X of shape (N, C, H, W) as above, we first subtract the mean over all but the channel dimension:

$$X_{n,c,h,w} \leftarrow X_{n,c,h,w} - \frac{1}{NHW} \sum_{n',h',w'} X_{n',c,h',w'}$$

and divide by the norms over all but the channel dimension:⁸

$$X_{n,c,h,w} \leftarrow \frac{X_{n,c,h,w}}{\sqrt{\sum_{n',h',w'} X_{n',c,h',w'}^2}}.$$

Next, we compute a tensor dot product of X with itself *over spatial dimensions*, to obtain the shape (N, N, C) tensor

$$J_{m,n,c} := \sum_{h,w} X_{n,c,h,w} X_{m,c,h,w}$$

and finally we apply max over the channel dimension to get

$$K_{m,n} = \max_c J_{m,n,c}.$$

Remark D.3. It could be interesting to refrain from applying a dot product over spatial dimensions, and thus measure not only similarity between hidden features of different images, but similarity between hidden features of different images *at certain locations*. However, the memory requirements would have been far beyond our computational limits.

⁸In retrospect, it would arguably make more sense to use standard deviation rather than ℓ_2 norm; however, for us the choice is irrelevant in the end since the 2 choices differ by a factor of \sqrt{NHW} which gets cancelled in eq. (5.4).

	layer 3	layer 6	layer 10	layer 14
G_{ReLU}	0.8176 ± 0.007	0.7602 ± 0.005	0.5691 ± 0.005	0.4971 ± 0.003
orthogonal	0.8460 ± 0.008	0.6735 ± 0.005	0.5409 ± 0.003	0.6050 ± 0.002

Table 4: G_{ReLU} and orthogonal Procrustes similarities for *constant channel width* Myrtle CNNs trained on CIFAR-10. Confidence intervals were obtained by evaluating similarities for 4 pairs of models trained with different random seeds.

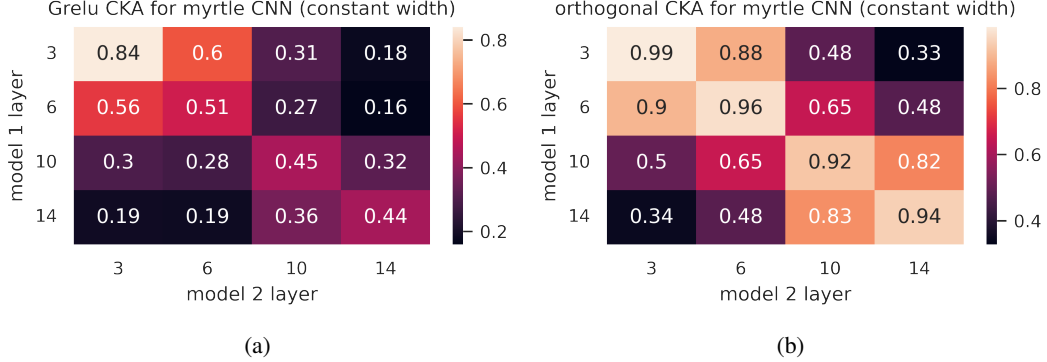


Figure 16: G_{ReLU} -CKA and orthogonal CKA for two *constant channel width* Myrtle CNNs trained on CIFAR-10 with different random seeds. Results averaged over 4 such pairs of models.

D.8 Dissimilarity measures for network with constant channel width

A notable feature of our plots in [figs. 2, 5](#) and [11](#) is that the G_{ReLU} -CKA exhibits a much more significant decay with network depth than its orthogonal counterpart. From a skeptical perspective, we thought this could have something to do with dimensionality. All the networks we looked at up to this point had the feature that their channel dimension grows exponentially with depth (as seen in the last 3 figures of the appendix). When we compute the kernels $\max(\tilde{x}_i \odot \tilde{x}_j)$, we encounter maxima of larger and larger sets of random variables as the channel dimension increases. If the products inside these maxima were independent normal random variables (we are not claiming this is a reasonable heuristic), we'd expect the max to grow like $\Phi^{-1}(1 - \frac{1}{n_l})$ where n_l is the channel dimension. It seemed possible that something along these lines could cause G_{ReLU} -CKA to drift as depth (in our experiments correlated with channel dimension) increases. Note that the dot product kernel seems comparatively immune, since (with the same heuristics of normal distribution) the expected value of $\langle \tilde{x}, \tilde{y} \rangle$ is 0 regardless of dimension.

Motivated by this train of thought, we evaluated all 4 dissimilarity measures of [section 5](#) on a variant of our Myrtle CNN with *constant channel dimension*. The architecture of this network is identical to the one shown in [fig. 26a](#) with the exception that all channel dimensions are 512. In [table 4](#) and [fig. 16](#) we see that these constant width CNNs exhibit qualitatively very similar dissimilarity measures as their non-constant width counterparts. This suggests that the G_{ReLU} -CKA decay with network depth is *not* an artifact of increasing channel dimension.

We speculate that it's possible that the decay of G_{ReLU} -CKA is due to something like the *superposition hypothesis* for hidden layer features [[Elh+22](#); [Ola+20](#)]. Roughly, in overcomplete cases where the model can use more features than basis directions in a hidden layer, it may be encoding m nearly orthogonal features across $n < m$ basis directions. If this encoding is not consistent across random seeds, we expect G_{ReLU} -CKA to be smaller. Finally, polysemanticism may increase with depth. In a simple thought experiment, if each basis direction in layer l has a features encoded, layer $l + 1$ will have $2a$ features per direction if it each neuron in $l + 1$ simply sums over two neurons in l . Again assuming the combinations of features occurring in this polysemanticism vary across random seeds, we would expect G_{ReLU} -CKA to be smaller. Simply put, superposition and polysemanticism would seem to preclude alignment of the hidden features of different networks with permutations and scaling alone.

E Proofs

E.1 A proof of [lemma 3.1](#), plus some abstractions thereof

Proof of [lemma 3.1](#). Since by definition $G_{\sigma_n} \subseteq GL_n(\mathbb{R})$, to prove G_{σ_n} is a subgroup it suffices to show that if $A_1, A_2 \in G_{\sigma_n}$ then $A_1 A_2^{-1} \in G_{\sigma_n}$. By hypotheses, there are matrices $B_1, B_2 \in GL_n(\mathbb{R})$ so that

$$\sigma_n \circ A_1 = B_1 \circ \sigma_n \quad (\text{E.1})$$

$$\text{and } \sigma_n \circ A_2 = B_2 \circ \sigma_n. \quad (\text{E.2})$$

Applying A_2^{-1} on the right hand side of [eq. \(E.1\)](#) gives

$$\sigma_n \circ (A_1 A_2^{-1}) = B_1 \circ \sigma_n \circ (A_2^{-1}). \quad (\text{E.3})$$

On the other hand, applying A_2^{-1} on the right hand side of [eq. \(E.2\)](#) gives $\sigma_n = B_2 \circ \sigma_n \circ (A_2^{-1})$ and hence

$$\sigma_n \circ (A_2^{-1}) = B_2^{-1} \circ \sigma_n. \quad (\text{E.4})$$

Combining [eqs. \(E.3\)](#) and [\(E.4\)](#) we obtain

$$\sigma_n \circ (A_1 A_2^{-1}) = B_1 B_2^{-1} \circ \sigma_n \quad (\text{E.5})$$

and hence G_{σ_n} is a subgroup. Next, we solve

$$\sigma_n \circ A = B \circ \sigma_n$$

for B in terms of A by evaluating both sides at $e_1, \dots, e_n \in \mathbb{R}^n$ (standard basis vectors). Letting $A[:, j]$ denote the j -th column of A we obtain

$$\sigma_n(A[:, j]) = B \sigma_n(e_j), \text{ for } j = 1, \dots, n$$

and stacking these columns to obtain the full $n \times n$ matrix yields

$$\sigma(A) = B \sigma(I)$$

where $I \in GL_n(\mathbb{R})$ is the identity matrix and $\sigma(A)$ denotes σ applied to the coordinates of A (similarly for $\sigma(I)$). As $\sigma(I)$ is invertible by hypotheses, this implies $B = \sigma(A) \sigma(I)^{-1} =: \phi_\sigma(A)$, and finally substituting $B_i = \phi_\sigma(A_i)$ for $i = 1, 2$ in [eq. \(E.5\)](#) shows that

$$\sigma_n \circ (A_1 A_2^{-1}) = \phi_\sigma(A_1) \phi_\sigma(A_2)^{-1} \circ \sigma_n$$

while at the same time

$$\sigma_n \circ (A_1 A_2^{-1}) = \phi_\sigma(A_1 A_2^{-1}) \circ \sigma_n$$

so that $\phi_\sigma(A_1 A_2^{-1}) \circ \sigma_n = \phi_\sigma(A_1) \phi_\sigma(A_2)^{-1} \circ \sigma_n$. Using the invertibility of $\sigma(I)$ one more time, we conclude

$$\phi_\sigma(A_1 A_2^{-1}) = \phi_\sigma(A_1) \phi_\sigma(A_2)^{-1},$$

which implies ϕ_σ is a homomorphism. \square

Remark E.6 (for the mathematically inclined reader). Here is a more abstract definition of G_{σ_n} that makes [lemma 3.1](#) appear more natural: let X be a topological space with a continuous (left) action of a topological group G . There is a natural (right) action of G on $C(X, \mathbb{R})$ by precomposition $((f, g) \mapsto f \circ g)$. For any subspace $V \subseteq C(X, \mathbb{R})$ define

$$G_V := \{g \in G \mid V \cdot g \subseteq V\}$$

(that is, the elements of G stabilize V as a subspace, but not necessarily pointwise — one can show this is always a subgroup of G). Then, for every such subspace V , the group G_V acts linearly on V , and if we have a basis $f_1, \dots, f_n \in V$, we can obtain a matrix representation of G in $GL_n(\mathbb{R})$. To obtain the special case in [lemma 3.1](#), we take $X = \mathbb{R}^n$, $G = GL_n(\mathbb{R})$ with the usual action, and V to be the subspace spanned by the functions $f_i(x_1, \dots, x_n) = \sigma(x_i)$. The condition that $\sigma(I)$ is invertible is equivalent to the condition that the column space of the matrix $(f_i(e_j))$ is n -dimensional, which in turn implies V is n -dimensional.

We end this section with a lemma that allows for easy verification that $\sigma(I)$ is invertible. We used this on all the activation functions considered in [table 1](#).

Lemma E.7. Let $\sigma : \mathbb{R} \rightarrow \mathbb{R}$ be any function and let $I \in GL_n(\mathbb{R})$ be the identity matrix. Then $\sigma(I)$ is invertible provided

$$\sigma(1) \neq \sigma(0) \text{ and } \sigma(1) \neq -(n-1)\sigma(0). \quad (\text{E.8})$$

Proof. Let $N = \mathbf{1}\mathbf{1}^T - I$. Then

$$\sigma(I) = \sigma(1)I + \sigma(0)N.$$

Note that the eigenvalues of $\mathbf{1}\mathbf{1}^T$ are n (corresponding to eigenvector $\mathbf{1}$) and 0 's (corresponding to the orthogonal complement of $\mathbf{1}$). For any linear operator $A \in \text{Mat}_n(\mathbb{R})$ with eigenvector/eigenvalue pair (v, λ) , v is easily seen to be an eigenvector of $A - I$ with eigenvalue $\lambda - 1$. Hence the eigenvalues of N are $n - 1$ and -1 , and it follows that the eigenvalues of $\sigma(I)$ are

$$\sigma(1) + \sigma(0)(n-1), \sigma(1) - \sigma(0), \dots, \sigma(1) - \sigma(0)$$

which are all non-zero if and only if [eq. \(E.8\)](#) holds. \square

Remark E.9. In particular [eq. \(E.8\)](#) holds when $\sigma(1) = 1, \sigma(0) = 0$ (which holds for example when $\sigma(x) = \text{ReLU}(x)$ or $\sigma(x) = x^d$). In this situation, $\sigma(I) = I$ and $\phi_\sigma(A) = \sigma(A)$ (coordinatewise application of σ). For example, if $\sigma \geq 0$ is non-negative, then $\phi_\sigma(A) = \sigma(A)$ has non-negative entries.

E.2 Calculating intertwiner groups (for [table 1](#))

We begin with two lemmas: the first puts a “lower bound” on G_{σ_n} and the second is a “differential form” of the definition of the intertwiner group from [section 3](#). Together, these two results effectively allow us to reduce calculation of intertwiner groups to the $n = 1$ case.

Lemma E.10 (cf. [\[GBC16, §8.2.2\]](#), [\[Bre+19, §3\]](#)). G_{σ_n} always contains the permutation matrices Σ_n , and ϕ_σ restricts to the identity on Σ_n .

Proof. If $A \in \Sigma_n$ is a permutation matrix, so that $Ae_i = e_{\pi(i)}$ where π is a permutation of $\{1, \dots, n\}$ then for any $x \in \mathbb{R}^n$ we observe

$$A\sigma(x) = A\left(\sum_i \sigma(x_i)e_i\right) = \sum_i \sigma(x_i)Ae_i = \sum_i \sigma(x_i)e_{\pi(i)}$$

which is exactly σ applied coordinatewise to $\sum_i x_i e_{\pi(i)} = Ax$. \square

Corollary E.11. If $A \in GL_n(\mathbb{R})$, $P \in \Sigma_n$, and $AP \in G_{\sigma_n}$ or $PA \in G_{\sigma_n}$, then $A \in G_{\sigma_n}$.

Proof. If $B = AP \in G_{\sigma_n}$, then $A = BP^{-1}$, where $B \in G_{\sigma_n}$ by hypothesis and $P \in G_{\sigma_n}$ by [lemma E.10](#). The result follows as G_{σ_n} is a group ([lemma 3.1](#)) and hence closed under multiplication. The other case is similar. \square

Lemma E.12. Suppose $A, B \in GL_n(\mathbb{R})$ and $\sigma_n \circ A = B \circ \sigma_n$. Suppose $x = (x_1, \dots, x_n)^T \in \mathbb{R}^n$ and assume σ is differentiable at x_1, \dots, x_n as well as

$$(Ax)_i = \sum_j a_{ij}x_j, \quad \text{for } i = 1, \dots, n.$$

Then,

$$\text{diag}(\sigma'((Ax)_i)|_{i=1, \dots, n})A = B \text{diag}(\sigma'(x_i)|_{i=1, \dots, n})$$

(here $\text{diag} : \mathbb{R}^n \rightarrow \text{Mat}_{n \times n}(\mathbb{R})$ takes a vector to a diagonal matrix). Explicitly, for each $i, j \in \{1, \dots, n\}$

$$\sigma'\left(\sum_k a_{ik}x_k\right)a_{ij} = b_{ij}\sigma'(x_j). \quad (\text{E.13})$$

Proof. By the chain rule [\[Rud76, Thm. 9.15\]](#), and since the differential of a matrix is itself,

$$d\sigma_n|_{Ax}A = Bd\sigma_n|_x.$$

Finally, by the definition of σ_n

$$\frac{\partial(\sigma_n(x))_i}{\partial x_j} = \frac{\partial\sigma(x_i)}{\partial x_j} = \begin{cases} \sigma'(x_j) & \text{if } i = j \\ 0 & \text{otherwise.} \end{cases}$$

\square

Theorem E.14. Suppose σ is non-constant, non-linear, and differentiable on a dense open set with finite complement.⁹ Then,

- (i) Every $A \in G_{\sigma_n}$ is of the form PD , where $P \in \Sigma_n$ and D is diagonal.
- (ii) For a diagonal $D = \text{diag}(\lambda_1, \dots, \lambda_n) \in G_{\sigma_n}$, we have $\lambda_i \in G_{\sigma_1}$ for $i = 1, \dots, n$ and

$$\phi_\sigma(\text{diag}(\lambda_1, \dots, \lambda_n)) = \text{diag}(\phi_\sigma(\lambda_1), \dots, \phi_\sigma(\lambda_n))$$

where we make a slight abuse of notation: on the right hand side ϕ_σ is the homomorphism $G_{\sigma_1} \rightarrow GL_1(\mathbb{R})$.

In particular, ϕ_σ is determined by [lemma E.10](#) and its behavior for $n = 1$.

Proof. For any $A \in G_{\text{ReLU}}$ we observe that the differentiability hypotheses of [lemma E.12](#) holds for $x \in U$ where U is a dense open set with measure-0 complement. Indeed, if $t_1, \dots, t_M \in \mathbb{R}$ are the points where σ fails to be differentiable, we can take U to be the complement of the hyperplane arrangement given by

$$\left(\bigcup_{ij} \{x \in \mathbb{R}^n \mid x_i = t_j\} \right) \cup \left(\bigcup_{ij} \{x \in \mathbb{R}^n \mid (Ax)_i = t_j\} \right) \subseteq \mathbb{R}^n$$

Fix a row i — the matrix A is invertible by hypotheses, and so there must be some j such that $a_{ij} \neq 0$ (otherwise the i -th row of A is 0). For any $x \in U$, we have by [lemma E.12](#)

$$\sigma' \left(\sum_k a_{ik} x_k \right) a_{ij} = b_{ij} \sigma'(x_j) \quad (\text{E.15})$$

and we claim that this cannot hold unless $a_{ik} = 0$ for $k \neq j$. First, there is a $(x_1, \dots, x_n) \in U$ such that $\sigma'(x_j) \neq 0$ (otherwise σ would be constant). Next, fixing x_j at a value with $\sigma'(x_j) \neq 0$ and rearranging [eq. \(E.15\)](#) we have

$$\frac{\sigma'(a_{ij}x_j + \sum_{k \neq j} a_{ik}x_k)}{\sigma'(x_j)} a_{ij} = b_{ij} = \text{constant}. \quad (\text{E.16})$$

By hypothesis σ is non-linear and so σ' is non-constant — hence if there were some $a_{ik} \neq 0$ for $k \neq j$, the left hand side of [eq. \(E.16\)](#) would be non-constant.

We have shown each row of A has at most one non-0 entry a_{ij} and that $a_{ij} \neq 0$. For A to be invertible, it must be that these non-0 entries land in distinct *columns*. This is exactly the form described in [item \(i\)](#).

Next, we note that for any ij (without assuming $a_{ij} \neq 0$) [eqs. \(E.15\)](#) and [\(E.16\)](#) tell us

$$a_{ij} = 0 \implies b_{ij} = 0,$$

and hence if $D = \text{diag}(\lambda_1, \dots, \lambda_n) \in G_{\sigma_n}$ and $\sigma_n \circ D = E \circ \sigma_n$ (i.e. $E = \phi_\sigma(D)$), it must be that $E = \text{diag}(\mu_1, \dots, \mu_n)$ for some $\mu_1, \dots, \mu_n \in \mathbb{R}$. Now the equation $\sigma_n \circ D = E \circ \sigma_n$ is equivalent to

$$\sigma(\lambda_i x_i) = \beta_i \sigma(x_i) \text{ for } i = 1, \dots, n$$

which in turn is equivalent to $\lambda_i \in G_{\sigma_1}$ and $\beta_i = \phi_\sigma(\lambda_i)$ for $i = 1, \dots, n$, proving [item \(ii\)](#). \square

In light of [theorem E.14](#), to fill in the table of [table 1](#) it will suffice to deal with the $n = 1$ cases, which we do below.

Calculation of G_{ReLU} . We remark that this is just the “positive homogeneous” property of ReLU, which is quite well known (cf. [\[GBC16, §8.2.2\]](#), [\[FB17, §2\]](#), [\[Kun+21, §3\]](#), [\[Men+19, §3\]](#), [\[RK20, §3, A\]](#), [\[Yi+19, §2-3\]](#)). Using [remark E.9](#) if $a \in G_{\sigma_1}$

$$\max\{0, ax\} = \max\{0, a\} \max\{0, x\}.$$

If $a < 0$ then setting $x = -1$ results in $a = 0$, a contradiction. So $a > 0$ and $\max\{0, ax\} = a \max\{0, x\}$, showing $\phi_\sigma(a) = a$. \square

⁹The differentiability assumption is probably not necessary, however it holds in all of the examples we consider and allows us to safely use [lemma E.12](#).

Modifications for LeakyReLU. By **definition**, for $0 < s \ll 1$.

$$\text{LeakyReLU}(x, a) := \begin{cases} sx & \text{for } x < 0 \\ x & \text{for } x \geq 0 \end{cases}$$

which we may simplify to $\text{LeakyReLU}(x) = sx + (1 - s) \text{ReLU}(x)$. Suppose now that

$$\begin{aligned} \text{LeakyReLU}(ax) &= b \text{LeakyReLU}(x), \text{ or using our simplification} \\ sax + (1 - s) \text{ReLU}(ax) &= b(sx + (1 - s) \text{ReLU}(x)). \end{aligned} \quad (\text{E.17})$$

If $a < 0$, we may choose $x = -1$ to obtain

$$-a = -sa - (1 - s)a = -bs \text{ and } x = 1 \text{ to obtain}$$

$$sa = b$$

showing that $a = as^2$, which is impossible when $0 < s \ll 1$. So it must be $a > 0$, and then evaluating **eq. (E.17)** at $x = 1$ gives $a = b$. \square

The sigmoid case: $\sigma(x) = 1/(1 + e^x)$. We will leverage of a useful fact about the sigmoid function:

$$\sigma'(x) \text{ is a smooth probability distribution function on } \mathbb{R}, \text{ with } \sigma'(x) > 0 \text{ for all } x \in \mathbb{R}. \quad (*)$$

If $\sigma(ax) = b\sigma(x)$, differentiating with respect to x gives

$$\sigma'(ax)a = b\sigma'(x). \quad (\text{E.18})$$

Using **eq. (*)** and the fact that to probability distribution functions are proportional if and only if they are equal, we get $\sigma'(ax) = \sigma'(x)$. Then integrating from $-\infty$ to x tells us $\sigma(ax)/a = \sigma(x)$; setting $x = 0$ we see $\frac{1}{2a} = \frac{1}{2}$, hence $a = 1$.

To show $\phi_\sigma = \text{id}$, backtracking to **eq. (E.18)** and setting $x = 0$ shows $b = a$. \square

The Gaussian RBF case: $\sigma(x) = \frac{1}{\sqrt{2\pi}}e^{-\frac{x^2}{2}}$. We make use of several properties of this $\sigma(x)$:

- (i) For any $a > 0$ the function $\sigma(ax)$ is a probability distribution function with mean 0 and variance $\frac{1}{a^2}$, and with $\sigma(ax) > 0$ for all $x \in \mathbb{R}$ and
- (ii) σ is an even function ($\sigma(-x) = \sigma(x)$).

Now if $\sigma(ax) = b\sigma(x)$, then the pdfs $\sigma(ax)$ and $\sigma(x)$ are proportional hence equal by **item (i)**. Therefore they have the same means and variances — since these are 0, $\frac{1}{a^2}$ and 0, 1 respectively we conclude $a = \pm 1$.

Finally, we explain why $\phi_\sigma(A) = \text{abs}(A)$ (entrywise absolute value). Differentiating with respect to x gives

$$\sigma'(ax)a = b\sigma'(x). \quad (\text{E.19})$$

This implies $b = 1$ when $a = 1$. On the other hand differentiating **item (ii)** tells us $-\sigma'(-x) = \sigma'(x)$, so when $a = -1$

$$b\sigma'(x) = -\sigma'(-x) = \sigma'(x)$$

and hence $b = 1$. \square

The polynomial case: $\sigma(x) = x^d$. We remark that the description given in **table 1** is implicit in **[KTB19]**. By **theorem E.14** we only need to describe $\phi_\sigma : G_{\sigma_1} \rightarrow GL_1(\mathbb{R})$; for any $a \neq 0$

$$(ax)^d = a^d x^d$$

and this shows $G_{\sigma_1} = \mathbb{R} \setminus \{0\}$ and $\phi_\sigma(a) = a^d$. \square

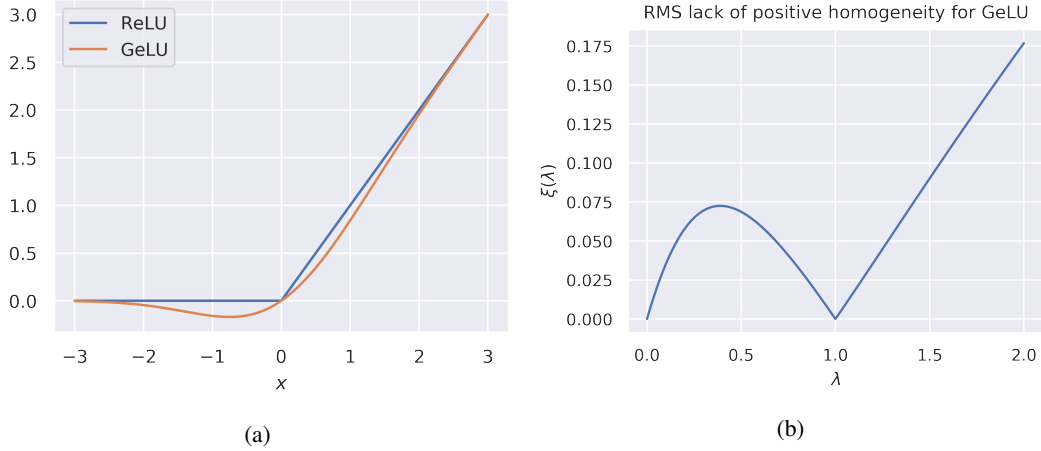


Figure 17: **(a)** The ReLU and GeLU functions. **(b)** Root-mean-square lack of positive homogeneity for the GeLU function, estimated using 10^5 samples of X .

E.2.1 Gaussian error linear units (GeLUs)

Introduced and first studied in [HG16], these are defined as $\text{GeLU}(x) = x\Phi(x)$ where Φ is the standard normal cumulative distribution function:

$$\Phi(x) = \int_{-\infty}^x \frac{e^{-\frac{t^2}{2}}}{\sqrt{2\pi}} dt.$$

By inspecting plots in fig. 17a, we see that GeLU and ReLU are globally quite similar (they converge as $|x| \rightarrow \infty$) but that they differ when x within a few standard normal standard deviations of 0. One can show that $G_{\text{GeLU}_n} = \Sigma_n$: indeed, by theorem E.14 it suffices to show that the only $\lambda \in \mathbb{R} \setminus \{0\}$ such that $\text{GeLU}(\lambda x) = \phi(\lambda) \text{GeLU}(x)$ for all x (where ϕ is some non-zero function of λ) is $\lambda = 1$. Expanding, we see that

$$\lambda x \Phi(\lambda x) = \phi(\lambda) x \Phi(x), \quad (\text{E.20})$$

and rearranging this becomes

$$\frac{\Phi(\lambda x)}{\Phi(x)} = \frac{\phi(\lambda)}{\lambda} =: c, \quad (\text{E.21})$$

that is, the right hand side is constant as a function of x . Then $\Phi(\lambda x) = c\Phi(x)$, and since Φ is positive it must be c is too. Moreover it must be $\lambda > 0$, as otherwise $\Phi(\lambda x)$ is monotonically decreasing while $\Phi(x)$ is increasing. Finally, letting $x \rightarrow \infty$ we see that $c = 1$, and from there we conclude $\lambda = 1$ by an argument similar to the use of item (i) in the Gaussian RBF case.

Despite the above calculation, it seems natural to ask how far G_{GeLU} is from G_{ReLU} , in other words how badly GeLU fails to be positive homogeneous. One measure of this is obtained by letting $X \sim \mathcal{N}(0, 1)$ be a standard normal variable and computing the root-mean-square error

$$\xi(\lambda) := \sqrt{E[|\text{GeLU}(\lambda X) - \lambda \text{GeLU}(X)|^2]} \quad (\text{E.22})$$

as a function of $\lambda > 0$, where the expectation is over X . Here our choice of a standard normal X is motivated by the same reasoning as discussed in [HG16], namely that activation inputs are roughly standard normal, especially in the presence of batch normalization. Evaluating eq. (E.22) doesn't seem particularly tractable analytically, but it does simplify to

$$\xi(\lambda) = \lambda \sqrt{E[|x(\Phi(\lambda x) - \Phi(x))|^2]}. \quad (\text{E.23})$$

In fig. 17b we estimate $\xi(\lambda)$ by sampling X and replacing the expectation with the corresponding average. Evidently, as $\lambda \rightarrow \infty$ the function $\xi(\lambda)$ becomes linear: since $\Phi(\lambda x) \rightarrow \mathbf{1}_{x \geq 0}$ as $\lambda \rightarrow \infty$ (here $\mathbf{1}_{x \geq 0}$ is the indicator of $x > 0$, also known as the Heaviside or unit-step function), the asymptotic slope is $\sqrt{E[|x(\mathbf{1}_{x \geq 0} - \Phi(x))|^2]} \approx 0.127$.

E.3 Proof of [theorem 3.3](#)

Proof. The explicit description of $G(\text{ReLU}, n)$ in [table 1](#) is enough to show $G(\text{ReLU}, n)$ stabilizes $\{\mathbb{R}_{\geq 0}e_i | i = 1, \dots, n\}$. Indeed, any $A \in G(\text{ReLU}, n)$ may be written as PD where $D = \text{diag}(a_i)$ for some $a_i > 0$ and P is a permutation matrix associated to a permutation π . It suffices to show that P and $\text{diag}(a_i)$ each preserves $\{\mathbb{R}_{\geq 0}e_i | i = 1, \dots, n\}$. First,

$$\text{diag}(a_i)\{\mathbb{R}_{\geq 0}e_i | i = 1, \dots, n\} = \{\mathbb{R}_{\geq 0}a_ie_i | i = 1, \dots, n\} = \{\mathbb{R}_{\geq 0}e_i | i = 1, \dots, n\}$$

since the $a_i > 0$ so scaling by a_i preserves the ray $\mathbb{R}_{\geq 0}e_i$. Second,

$$P\{\mathbb{R}_{\geq 0}e_i | i = 1, \dots, n\} = \{\mathbb{R}_{\geq 0}Pe_i | i = 1, \dots, n\} = \{\mathbb{R}_{\geq 0}e_{\pi(i)} | i = 1, \dots, n\} = \{\mathbb{R}_{\geq 0}e_i | i = 1, \dots, n\}$$

(the last equality is due to the fact that we only consider the set of rays, not the ordered tuple of rays).

Conversely, if $A \in GL(n)$ stabilizes $\{\mathbb{R}_{\geq 0}e_i | i = 1, \dots, n\}$, then in particular for each j $Ae_j \in \mathbb{R}_{\geq 0}e_i$ for some i and as A is invertible, setting $j = \pi(i)$ yields a permutation of $\{1, \dots, n\}$. Moreover, since $Ae_j \neq 0$ (A is invertible) there must be some $a_j > 0$ so that $Ae_j = a_j e_i$. One can now verify that $A = PD$ where P is the permutation matrix associated to π and $D = \text{diag}(a_j)$ which matches the description of $G(\text{ReLU}, n)$ from [table 1](#).

For the “moreover,” we prove the contrapositive, namely that if $v = (v_1, \dots, v_n) \in \mathbb{R}^n$ has at least 2 non-0 coordinates v_i, v_j , then the G_{ReLU} -orbit of the ray $\mathbb{R}_{\geq 0}v$ that v generates cannot be finite. Indeed, suppose $t \geq 0$ and let $D = \text{diag}(1, \dots, 1, t, 1, \dots, 1)$ (t in the i th position). The $n \times 2$ matrix $(v|Dv)$ has a 2×2 minor

$$\begin{pmatrix} v_i & tv_i \\ v_j & v_j \end{pmatrix} \text{ with determinant } (1-t)v_iv_j \neq 0 \text{ as long as } t \neq 1. \quad (\text{E.24})$$

Thus v and Dv are linearly independent, and hence define distinct rays, for all $t \neq 1$. It follows that any set of rays stabilized by $G(\text{ReLU}, n)$ that contains $\mathbb{R}_{\geq 0}v$ is uncountable. \square

E.4 Proof of [proposition 3.4](#)

To give a rigorous proof we use induction on the depth k ; since this to some extent obscures the main point, we briefly outline an informal proof: consider a composition of 2 layers of the network f with weights W' :

$$\sigma(A_{i+1}W_{i+1}\phi_\sigma(A_i)^{-1}\sigma(A_iW_i\phi_\sigma(A_{i-1})^{-1}x + A_ib_i) + A_{i+1}b_{i+1}). \quad (\text{E.25})$$

Using the defining properties of G_σ and ϕ_σ , we can extract A_i like

$$\sigma(A_iW_i\phi_\sigma(A_{i-1})^{-1}x + A_ib_i) = \phi_\sigma(A_i)\sigma(W_i\phi_\sigma(A_{i-1})^{-1}x + b_i). \quad (\text{E.26})$$

The resulting copy of $\phi_\sigma(A_i)$ on the right hand side of [eq. \(E.26\)](#) is cancelled by the copy of $\phi_\sigma(A_i)^{-1}$ right-multiplying W_{i+1} in [eq. \(E.25\)](#), so that [eq. \(E.25\)](#) reduces to

$$\sigma(A_{i+1}W_{i+1}\sigma(W_i\phi_\sigma(A_{i-1})^{-1}x + b_i) + A_{i+1}b_{i+1}).$$

In this way, in between any two layers $\ell_{i+1} \circ \ell_i$ the A_i in $A_iW_i\phi_\sigma(A_{i-1})^{-1}$ and the $\phi_\sigma(A_i)^{-1}$ in $A_{i+1}W_{i+1}\phi_\sigma(A_i)^{-1}$ cancel. However, the factors $\phi_\sigma(A_m)$ and $\phi_\sigma(A_m)^{-1}$ appear on endpoints of the truncated networks $f_{\leq m}, f_{> m}$ and so they are not cancelled.

To keep track of W, W' while using the notation from [section 3](#), we write

$$\ell_i(x, W) = \sigma(W_ix + b_i) \text{ and } \ell_i(x, W') = \sigma(W'_ix + b'_i) \text{ for } i < k$$

and so on.

Proof. By induction on k , the depth of the network. The case $k = 1$ is trivial, since there $W' = W$ and there is nothing to prove. For $k > 1$ we consider 2 cases:

Case $m = 1$: In this case let $V = (W_2, b_2, \dots, W_k, b_k)$ and $V' = (A_2W_2, A_2b_2, A_3W_3\phi_\sigma(A_2)^{-1}, A_3b_3, \dots, W_k\phi_\sigma(A_{k-1}^{-1}), b_k)$, and let

$$g(x, V) = \ell_{k-1}(x, V) \circ \dots \circ \ell_1(x, V) \text{ and } g(x, V') = \ell_{k-1}(x, V') \circ \dots \circ \ell_1(x, V')$$

where $\ell_i(x, V) = \sigma(W_{i+1}x + b_{i+1})$ and similarly for V' . In other words, the weights V, V' and function g represent the architecture obtained by removing the earliest layer of f . Then, $f_{\leq 1}(x, W) = \sigma(W_1x + b_1)$ and on the other hand

$$f_{\leq 1}(x, W') = \sigma(A_1W_1x + A_1b_1) = \sigma(A_1(W_1x + b_1)).$$

Using the identity $\sigma(A_1z) = \phi_\sigma(A_1)\sigma(z)$ for any $z \in \mathbb{R}^{n_1}$, we obtain

$$f_{\leq 1}(x, W') = \phi_\sigma(A_1)\sigma(W_1x + b_1) = \phi_\sigma(A_1)\sigma(W_1x + b_1).$$

This shows $f_{\leq 1}(x, W') = \phi_\sigma(A_1) \circ f_{\leq 1}(x, W)$. Next, $f_{> 1}(x, W) = g(x, V)$ but *because* $V'_1 = A_2W_2$ whereas $W'_2 = A_2W_2\phi_\sigma(A_1)^{-1}$

$$f_{> 1}(x, W') = g(x, V') \circ \phi_\sigma(A_1)^{-1}.$$

By induction on k , we may assume $g(x, V) = g(x, V')$ and it follows that $f_{> 1}(x, W') = f_{> 1}(x, W) \circ \phi_\sigma(A_1)^{-1}$

Case $m > 1$: Defining V, V' and g as above, we observe that

$$\begin{aligned} f_{\leq i}(x, W) &= g_{\leq i-1}(\sigma(W_1x + b_1), V) \text{ and} \\ f_{\leq i}(x, W') &= g_{\leq i-1}(\phi_\sigma(A_1)^{-1}\sigma(A_1W_1x + A_1b_1), V') = g_{\leq i-1}(\sigma(W_1x + b_1), V'). \end{aligned} \quad (\text{E.27})$$

By induction on k we may assume $g_{\leq i-1}(x, V') = \phi_\sigma(A_i)g_{\leq i-1}(x, V)$ and so

$$f_{\leq i}(x, W') = \phi_\sigma(A_i)g_{\leq i-1}(\sigma(W_1x + b_1), V) = \phi_\sigma(A_i)f_{\leq i}(x, W).$$

Finally, $f_{> i}(x, W) = g_{> i-1}(x, V)$ and $f_{> i}(x, W') = g_{> i-1}(x, V')$ and we may assume by induction on k that $g_{> i-1}(x, V') = g_{> i-1}(x, V) \circ \phi_\sigma(A_i)^{-1}$, hence $f_{> i}(x, W') = f_{> i}(x, W) \circ \phi_\sigma(A_i)^{-1}$. \square

E.5 Proof of [theorem 4.2](#)

Proof. Observe that by [proposition 3.4](#), $\tilde{f}_{> l} = f_{> l} \circ \phi_\sigma(A_l^{-1})$. Hence

$$S(f, \tilde{f}, l, \varphi) = \tilde{f}_{> l} \circ \varphi \circ f_{\leq i} = f_{> l} \circ \phi_\sigma(A_l^{-1}) \circ \varphi \circ f_{\leq l}.$$

If \mathcal{S} contains $\phi_\sigma(G_{\sigma_{n_l}})$ we may choose $\varphi = \phi_\sigma(A_l)$ to achieve $S(f, \tilde{f}, l, \varphi) = f$ as functions. Similarly, $\tilde{f}_{\leq l} = \phi_\sigma(A_l) \circ f_{\leq l}$ so if \mathcal{S} contains $\phi_\sigma(G_{\sigma_{n_l}})$ we may choose $\varphi = \phi_\sigma(A_l^{-1})$ to achieve $S(f, \tilde{f}, l, \varphi) = \tilde{f}$ as functions. In either case [eq. \(4.1\)](#) holds. \square

E.6 Symmetries of the loss landscape

Given that the intertwiner group describes a large set of symmetries of a network, it is not surprising that it also provides a way of understanding the relationship between equivalent networks. [Proposition 3.4](#) has an interpretation in terms of the loss landscape of model architecture. For any layer n_i in f , the action of $G_{\sigma_{n_i}}$ on the weight space \mathcal{W} , translates to the obvious group action on the loss landscape.

Corollary E.28. *For any $1 \leq i \leq k$, the group $G_{\sigma_{n_i}}$ acts on \mathcal{W} and for any test set $D_t \subset X \times Y$, model loss on D_t is invariant with respect to this action. More precisely, if $\ell(\Phi(W), D)$ is the loss of $\Phi(W)$ on test set D_t , then for any $g \in G_{\sigma_{n_i}}$, $\ell(\Phi(W), D) = \ell(\Phi(gW), D)$.*

E.7 Comparing capacities of stitching layers via discretization

Let $\text{Mat}_{n \times n}(\mathbb{R})$ denote the space of $n \times n$ matrices. For $r = 1, \dots, n$ let $\text{Mat}_{n \times n}^r(\mathbb{R}) \subseteq \text{Mat}_{n \times n}(\mathbb{R})$ denote the rank r matrices, and let G_{ReLU_n} be as described in [table 1](#). Suppose that each real dimension of $\text{Mat}_{n \times n}(\mathbb{R})$ is replaced by a discrete grid $N(M, \epsilon) = \{-M + i\epsilon \mid i = 0, \dots, \lfloor \frac{2M}{\epsilon} \rfloor - 1\}$ — here ϵ could represent the limits of numerical precision in a floating point number system, and M could represent the maximum numerical magnitude. The size of each such grid is $\lfloor \frac{2M}{\epsilon} \rfloor$, and so the number of points in the resulting mesh grid $N(M, \epsilon)^{n^2} \subset \text{Mat}_{n \times n}(\mathbb{R})$ is $\lfloor \frac{2M}{\epsilon} \rfloor^{n^2}$. We now estimate the number of points of G_{ReLU_n} and $\text{Mat}_{n \times n}^r(\mathbb{R})$ in such a mesh grid.

G_{ReLU_n} is a disjoint union of $n!$ irreducible components, corresponding to the $n!$ possible permutations P in [table 1](#). Each of these components is n -dimensional, corresponding to the fact that the factor D in [table 1](#) is an arbitrary positive diagonal matrix. Hence we obtain

$$|G_{\text{ReLU}_n} \cap N(M, \epsilon)^{n^2}| \approx n! \cdot \left(\frac{M}{\epsilon}\right)^n. \quad (\text{E.29})$$

On the other hand, any matrix $A \in \text{Mat}_{n \times n}^r(\mathbb{R})$ can be written as $A = UV$ where $U \in \text{Mat}_{n \times r}(\mathbb{R})$ and $V \in \text{Mat}_{r \times n}(\mathbb{R})$. These U and V are not unique: given any invertible $r \times r$ matrix $W \in GL_r(\mathbb{R})$, we have $A = (UW)(W^{-1}V)$. From this we obtain the approximation¹⁰

$$|\text{Mat}_{n \times n}^r(\mathbb{R}) \cap N(M, \epsilon)^{n^2}| \approx \frac{|\text{Mat}_{n \times r}(\mathbb{R}) \cap N(M, \epsilon)^{nr}| \cdot |\text{Mat}_{r \times n}(\mathbb{R}) \cap N(M, \epsilon)^{rn}|}{|GL_r(\mathbb{R}) \cap N(M, \epsilon)^{r^2}|} \quad (\text{E.30})$$

$$\approx \frac{\left(\frac{2M}{\epsilon}\right)^{nr} \left(\frac{2M}{\epsilon}\right)^{rn}}{\left(\frac{2M}{\epsilon}\right)^{r^2}} \quad (\text{E.31})$$

$$\approx \left(\frac{2M}{\epsilon}\right)^{2nr-r^2}. \quad (\text{E.32})$$

It follows that

$$\log|G_{\text{ReLU}_n} \cap N(M, \epsilon)^{n^2}| - \log|\text{Mat}_{n \times n}^r(\mathbb{R}) \cap N(M, \epsilon)^{n^2}| \quad (\text{E.33})$$

$$= \log(n!) + n \log\left(\frac{M}{\epsilon}\right) - (2nr - r^2) \log\left(\frac{M}{\epsilon} + \log 2\right). \quad (\text{E.34})$$

Ignoring the term $(2nr - r^2) \log 2$, which is independent of M, ϵ , we get the approximation

$$\log(n!) + n \log\left(\frac{M}{\epsilon}\right) - (2nr - r^2) \log\left(\frac{M}{\epsilon} + \log 2\right) \approx \log(n!) - ((2r - 1)n - r^2) \log\left(\frac{M}{\epsilon}\right). \quad (\text{E.35})$$

Next, we make the coarse approximation

$$\log(n!) = \sum_{k=1}^n \log k \approx \int_1^n \log x \, dx = n \log n - n; \quad (\text{E.36})$$

with this approximation the expression of [eq. \(E.35\)](#) is approximated as

$$\log(n!) - ((2r - 1)n - r^2) \log\left(\frac{M}{\epsilon}\right) \approx n \log n - n - ((2r - 1)n - r^2) \log\left(\frac{M}{\epsilon}\right). \quad (\text{E.37})$$

From this we conclude that as long as

1. $r \geq 1$ (we actually already assumed this when defining $\text{Mat}_{n \times n}^r(\mathbb{R})$) and
2. $\frac{M}{\epsilon} \gg n$, which roughly says that the number of grid points per dimension is greater than the number of rows (equivalently columns) in $\text{Mat}_{n \times n}(\mathbb{R})$,

$$n \log n - n - ((2r - 1)n - r^2) \log\left(\frac{M}{\epsilon}\right) \leq n \log n - n - (n - 1) \log\left(\frac{M}{\epsilon}\right) \text{ using [item 1](#)} \quad (\text{E.38})$$

$$= (n - 1)(\log n - \log\left(\frac{M}{\epsilon}\right)) + \log n - n \quad (\text{E.39})$$

$$< (n - 1)(\log n - \log\left(\frac{M}{\epsilon}\right)) \text{ for } n > 1 \quad (\text{E.40})$$

$$< 0 \text{ using [item 2](#)}. \quad (\text{E.41})$$

The upshot is that our approximations and [items 1](#) and [2](#) imply

$$\log|G_{\text{ReLU}_n} \cap N(M, \epsilon)^{n^2}| - \log|\text{Mat}_{n \times n}^r(\mathbb{R}) \cap N(M, \epsilon)^{n^2}| < 0, \text{ and hence} \quad (\text{E.42})$$

$$|G_{\text{ReLU}_n} \cap N(M, \epsilon)^{n^2}| < |\text{Mat}_{n \times n}^r(\mathbb{R}) \cap N(M, \epsilon)^{n^2}|. \quad (\text{E.43})$$

¹⁰Here we ignore a significant subtlety: whether or not the multiplication map $\text{Mat}_{n \times r}(\mathbb{R}) \times \text{Mat}_{r \times n}(\mathbb{R}) \rightarrow \text{Mat}_{n \times n}(\mathbb{R})$ induces a map $N(M, \epsilon)^{nr} \times N(M, \epsilon)^{rn} \rightarrow N(M, \epsilon)^{n^2}$ (with our naive setup it probably doesn't) and moreover whether the fibers of this map, which in the non-discretized case are generically isomorphic to $GL_r(\mathbb{R})$, have intersection with $N(M, \epsilon)^{nr} \times N(M, \epsilon)^{rn}$ of the expected size. We do not expect that these technical details will impact the takeaway of this analysis.

E.8 Calculations related to dissimilarity measures (for [section 5](#))

Proof of [lemma 5.5](#). We must show that for any $x_1, \dots, x_r \in \mathbb{R}^d$ and any $c_1, \dots, c_r \in \mathbb{R}$ that

$$\sum_{i,j} c_i c_j \max(x_i \odot x_j) \geq 0.$$

We use the elementary “max \geq mean” inequality:

$$\max(x_i \odot x_j) \geq \frac{1}{d} \sum_k x_{ik} x_{jk} = \frac{1}{d} x_i \cdot x_j$$

where on the right hand side “ \cdot ” denotes dot product. This implies

$$\sum_{i,j} c_i c_j \max(x_i \odot x_j) \geq \frac{1}{d} \sum_{i,j} c_i c_j (x_i \cdot x_j) \geq 0$$

where the last inequality follows from the fact that the dot product is a kernel function. \square

The last string of inequalities also shows $\sum_{i,j} c_i c_j \max(x_i \odot x_j) > 0$ when x_1, \dots, x_r are linearly independent, but does not directly imply the converse. It would be interesting to know conditions on x_1, \dots, x_r that imply positive *definiteness* of the matrix $(\max(x_i \odot x_j))$.

Proof of [lemma 5.1](#). By [table 1](#) any $A \in G_{\text{ReLU}}$ can be factored as $A = PD$ with P a permutation matrix and D a positive diagonal matrix, and we can obtain a similar factorization $B = QE$. Then

$$\mu(XA, YB) = \mu(XPD, YQE) = \mu(XP, YQ) = \mu(X, Y)$$

where the second equality uses the hypothesis that μ is invariant to right multiplication by positive diagonal matrices, and the third uses the hypothesis that μ is invariant to right multiplication by permutation matrices. \square

Lemma E.44. *Suppose A is a matrix such that $\max(Ax_1 \odot Ax_2) = \max(Ax_1 \odot Ax_2)$ for all $x_1, x_2 \in \mathbb{R}^d$. Then, A is of the form PD where P is a permutation matrix and D is diagonal with diagonal entries in $\{\pm 1\}$.*

Proof. We only need the special case where $x = y$: observe that

$$\max(x \odot x) = \max\{x_1^2, \dots, x_d^2\} = (\max\{|x_1|, \dots, |x_d|\})^2 = |x|_\infty^2$$

This means that if $\max(Ax_1 \odot Ax_2) = \max(Ax_1 \odot Ax_2)$, then A preserves the ℓ_∞ norm on \mathbb{R}^d , hence in particular preserves the unit hypercube in \mathbb{R}^d , and it is known that symmetries of the hypercube have the form PD where P is a permutation matrix and D is diagonal with diagonal entries in $\{\pm 1\}$ (see for example [\[Ser77, §5.9\]](#)). \square

E.9 Intertwiners and more general architecture features (justification of [remark 3.6](#))

Here we briefly discuss how ubiquitous architecture features like batch normalization and residual connections interact with intertwiner groups. For simplicity in this section we only consider $\sigma = \text{ReLU}$.

E.9.1 Batch normalization

A batch normalization layer that takes as input $X \in \mathbb{R}^{b \times n}$ (where b is the batch size and n is the dimension of the layer) and returns

$$\tilde{X} \text{diag}(\tilde{X}^T \tilde{X})^{-1} \text{diag}(\gamma) + \beta \text{ where } \tilde{X} = X - \mathbf{1}\mathbf{1}^T X$$

and where $\gamma, \beta \in \mathbb{R}^n$ are the “gain” and “bias” parameters of the batch normalization layer, is *invariant* under independent scaling of coordinates, that is transformations of the form $X \leftarrow XD$ where D is an $n \times n$ positive diagonal matrix (see e.g. [\[BMC15\]](#)). Hence a k -layer ReLU MLP as in

section 3 enhanced with batch normalization (*pre*-activation, as is standard) is invariant under the action of the slightly larger group $\prod_{l=1}^{k-1} (\mathbb{R}_{>0}^{n_l} \rtimes G_{\text{ReLU}_{n_l}})$, where the action is given by¹¹

$$\begin{aligned}
& (c_1, A_1, \dots, c_{k-1}, A_{k-1}) \cdot (W_1, \gamma_1, \beta_1, \dots, W_{k-1}, \gamma_{k-1}, \beta_{k-1}, W_k, b_k) \\
&= (A_1 W_1, \pi(A_1) \text{diag } c_1 \gamma_1, \pi(A_1) \text{diag } c_1 \beta_1, \\
& A_2 W_2 (\pi(A_1) \text{diag } c_1)^{-1}, \pi(A_2) \text{diag } c_2 \gamma_2, \pi(A_2) \text{diag } c_2 \beta_2, \\
& \dots, A_{k-1} W_{k-1} (\pi(A_{k-2}) \text{diag } c_{k-2})^{-1}, \pi(A_{k-1}) \text{diag } c_{k-1} \gamma_{k-1}, \pi(A_{k-1}) \text{diag } c_{k-1} \beta_{k-1}, \\
& W_k (\pi(A_{k-1}) \text{diag } c_{k-1})^{-1}, b_k).
\end{aligned} \tag{E.45}$$

Here,

- $c_l \in \mathbb{R}_{>0}^{n_l}$ and $A_l \in G_{\text{ReLU}_{n_l}}$, for all $l = 1, \dots, k-1$
- $\pi : G_{\text{ReLU}_{n_l}} \rightarrow \Sigma_{n_l}$ is the homomorphism setting the positive entries to 1.

The key point is that we get another factor of $\mathbb{R}_{>0}^{n_l}$ at each layer. We also note that the space of matrices of the form $\pi(A_l) \text{diag } c_l$ is, incidentally, exactly $G_{\text{ReLU}_{n_l}}$, and that using eq. (E.45) one can generalize proposition 3.4 and theorem 4.2 to the case of networks with batch normalization.

E.9.2 Residual connections

We expand on remark 3.6 and explain what exactly transpires with residual connections below.

Suppose we have a k -layer MLP as in section 3 (again for simplicity with $\sigma = \text{ReLU}$), together with residual connections between a set of layers $R = \{r_1, \dots, r_m\} \subseteq \{2, \dots, k-1\}$ ¹²:

$$\mathbb{R}^{n_0} \xrightarrow{\sigma W_1} \dots \xrightarrow{\sigma W_{r_i-1}} \mathbb{R}^{n_{r_i-1}} \xrightarrow{\sigma W_{r_i-1}+1} \dots \xrightarrow{W_{r_i}} \mathbb{R}^{n_{r_i}} \xrightarrow{\sigma} \dots \mathbb{R}^{n_{k-1}} \xrightarrow{W_k} \mathbb{R}^{n_{L+1}} \tag{E.46}$$

(for legibility biases b_l are suppressed). In addition we assume that the depth of each residual block is some fixed, that is $r_i - r_{i-1} = b = \text{constant}$ for all i .

First, we claim that a $(A_1, \dots, A_{k-1}) \in \prod_{l=1}^L G_{\text{ReLU}_{n_l}}$ stabilizes the function f if (not claiming if and only if) $A_{r_i} = A_{r_j}$ for all $r_i, r_j \in R$. To see this suppose $g_i(x, W)$, $i = 1, \dots, m$ are the depth b feedforward networks of the residual blocks, so that the $f_{\leq r_i}$ is given by

$$\begin{aligned}
f_{\leq r_i}(x, W) &= f_{\leq r_{i-1}}(x, W) + g_i(f_{\leq r_{i-1}}(x, W), W) \text{ where} \\
g_i(z, W) &= \sigma(W_{r_i+b} \sigma(\dots \sigma(W_{r_{i-1}+1} z) \dots)).
\end{aligned} \tag{E.47}$$

Assuming by induction on i that proposition 3.4 applies at the residual connections in R we note that with weights W' eq. (E.47) turns into

$$\begin{aligned}
f_{\leq r_i}(x, W') &= f_{\leq r_{i-1}}(x, W') + g_i(f_{\leq r_{i-1}}(x, W'), W') \\
&= A_{r_{i-1}} f_{\leq r_{i-1}}(x, W) + g_i(A_{r_{i-1}} f_{\leq r_{i-1}}(x, W), W').
\end{aligned} \tag{E.48}$$

Note that proposition 3.4 applies directly to the g_i , so we may compute $g_i(z, W') = A_{r_i} g_i(A_{r_{i-1}}^{-1} z, W)$. Hence

$$\begin{aligned}
f_{\leq r_i}(x, W') &= A_{r_{i-1}} f_{\leq r_{i-1}}(x, W) + A_{r_i} g_i(A_{r_{i-1}}^{-1} A_{r_{i-1}} f_{\leq r_{i-1}}(x, W), W) \\
&= A_{r_{i-1}} f_{\leq r_{i-1}}(x, W) + A_{r_i} g_i(f_{\leq r_{i-1}}(x, W), W).
\end{aligned} \tag{E.49}$$

and we see that the only way $f_{\leq r_i}(x, W') = B f_{\leq r_i}(x, W)$ for some matrix B is if $A_{r_{i-1}} = A_{r_i}$, proving our claim. This also shows that if A_r denotes the common value of the A_{r_i} for $r_i \in R$, we have $f_{\leq r_i}(x, W') = A_r f_{\leq r_i}(x, W)$ for all i . It is also true that $f_{> r_i}(x, W') = f_{> r_i}(A_r^{-1} x, W)$: observe that

$$f_{> r_i}(x, W) = f_{> r_{i+1}}(x + g_{i+1}(x, W), W). \tag{E.50}$$

¹¹As is best practice we omit the biases on the linear layers ℓ_l for $l < k$, since they would be redundant now that we have biases on batch norm layers.

¹²In particular we assume there is at least one linear layer before the first outgoing/after the last incoming residual connection, as occurs in e.g. ResNets.

By *descending* induction on k , we may assume $f_{r_{i+1}}(x, W') = f_{r_{i+1}}(A_r^{-1}x, W)$, and as above $g_{i+1}(z, W') = A_r g_{i+1}(A_r^{-1}z, W)$, so that with weights W' [eq. \(E.50\)](#) becomes

$$\begin{aligned} f_{>r_i}(x, W') &= f_{>r_{i+1}}(x + g_{i+1}(x, W'), W') \\ &= f_{>r_{i+1}}(A_r^{-1}(x + A_r g_{i+1}(A_r^{-1}x, W)), W) \\ &= f_{>r_{i+1}}(A_r^{-1}x + g_{i+1}(A_r^{-1}x, W), W) = f_{>r_i}(A_r^{-1}x, W). \end{aligned} \quad (\text{E.51})$$

as claimed.

Finally, we describe how stitching fails inside a residual block. Suppose we use weights W_l for $l \leq r_i + j$ where $0 < j < b$ (recall $b = \text{depth of our basic block}$) and weights W'_l for $l > r_i + j$. The resulting stitched network is (attempting to use indentation to increase legibility)

$$\begin{aligned} &f_{r_{i+1}}(\\ &\quad f_{\leq r_i}(x, W) + g_{>j}(\\ &\quad \quad \varphi g_{\leq j}(f_{\leq r_i}(x, W), W), \\ &\quad \quad W'), \\ &W'). \end{aligned} \quad (\text{E.52})$$

By [proposition 3.4](#) $g_{>j}(z, W') = A_r g_{>j}(A_{r_i+j}^{-1}z, W)$, and we have shown $f_{>r_{i+1}}(z, W') = f_{>r_{i+1}}(A_r^{-1}z, W)$. Combining these facts [eq. \(E.52\)](#) becomes

$$\begin{aligned} &f_{r_{i+1}}(\\ &\quad A_r^{-1}f_{\leq r_i}(x, W) + A_r^{-1}A_r g_{>j}(\\ &\quad \quad A_{r_i+j}^{-1}\varphi g_{\leq j}(f_{\leq r_i}(x, W), W), \\ &\quad \quad W), \\ &W). \end{aligned} \quad (\text{E.53})$$

Even after cancelling to remove the $A_r^{-1}A_r$ and in the ideal case where $\varphi = A_{r_i+j}$, we are left with an extra factor of A_r^{-1} left multiplying $f_{\leq r_i}(x, W)$:

$$\begin{aligned} &f_{r_{i+1}}(\\ &\quad A_r^{-1}f_{\leq r_i}(x, W) + g_{>j}(\\ &\quad \quad g_{\leq j}(f_{\leq r_i}(x, W), W), \\ &\quad \quad W), \\ &W). \end{aligned} \quad (\text{E.54})$$

F Network dissection details

Here we include some supplementary results and experiments for examining coordinate basis interpretability with network dissection [[Bau+17](#)].

F.1 Network dissection methodology

The Broden concept dataset, compiled by Bau et al., contains pixel-level annotations for hierarchical concepts including colors, textures, objects, and scenes. For every channel activation, network dissection assesses the binary segmentation performance with every visual concept from Broden. The method first computes the channel activation for every Broden image. The distribution of the activations for the channel is used to binarize the activation (where we threshold by the top 0.5% of all activations for the channel) to define a segmentation mask for the channel activation which is interpolated to the size of the input image. If the Intersection over Union (IoU) of the activation segmentation mask and a concept mask is high enough (namely where $\text{IoU} > 0.04$), network dissection labels the activation an interpretable detector for the concept.

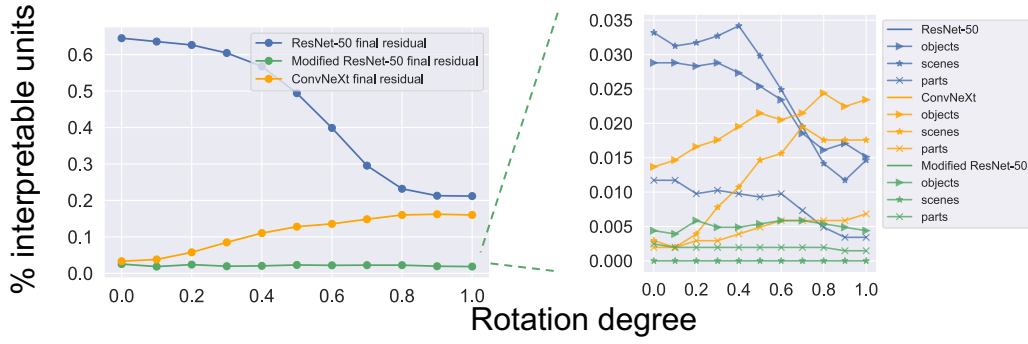


Figure 18: Supplement for the same network dissection experiment for the ResNet-50, modified ResNet-50, and ConvNeXt models in [fig. 3](#), highlighting the categories of interpretable units for each model and basis on the right. The y-axis for the plot on the right is distinct concepts.

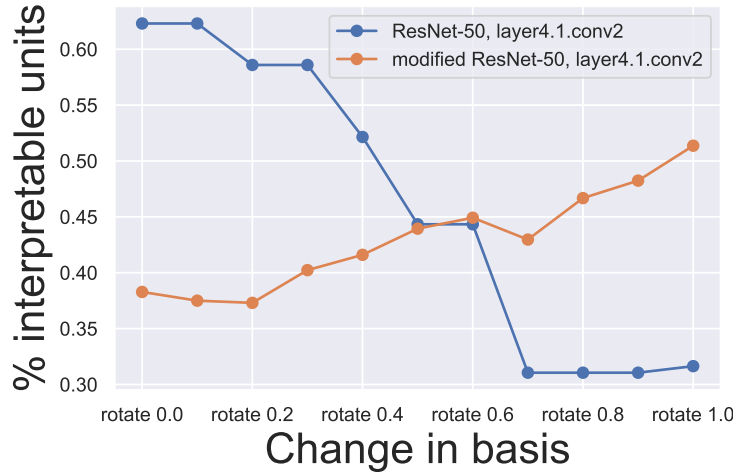


Figure 19: Fraction of network dissection interpretable units under rotations of the representation basis for a ResNet-50 and a modified ResNet-50 without an activation function on the residual output.

F.2 Additional experiments

[fig. 18](#) breaks down the categories of interpretable units for the models and rotations examined in [fig. 3](#). The number of interpretable units tends to be dominated by the object and scene concept detectors for the ResNet-50 and the ConvNeXt models.

We also perform an analogous network dissection experiment to [section 6](#) within the residual blocks for the normal and modified ResNet-50 in [fig. 19](#). Like the ConvNeXt model in [fig. 3](#) we find that, surprisingly, the percentage of interpretable units actually tends to increase away from the activation basis.

Per-concept breakdowns produced by network dissection for three different rotation powers in the experiment in [fig. 3](#) are given for the ResNet-50 in [fig. 20](#), the modified ResNet-50 (without a ReLU activation function on the residual output) in [fig. 22](#), and the ConvNeXt in [fig. 24](#). We also include the units with the highest concept intersection over union scores for the three representative rotations for the ResNet-50 in [fig. 21](#), the modified ResNet-50 (without a ReLU activation function on the residual output) in [fig. 23](#), and the ConvNeXt in [fig. 25](#)

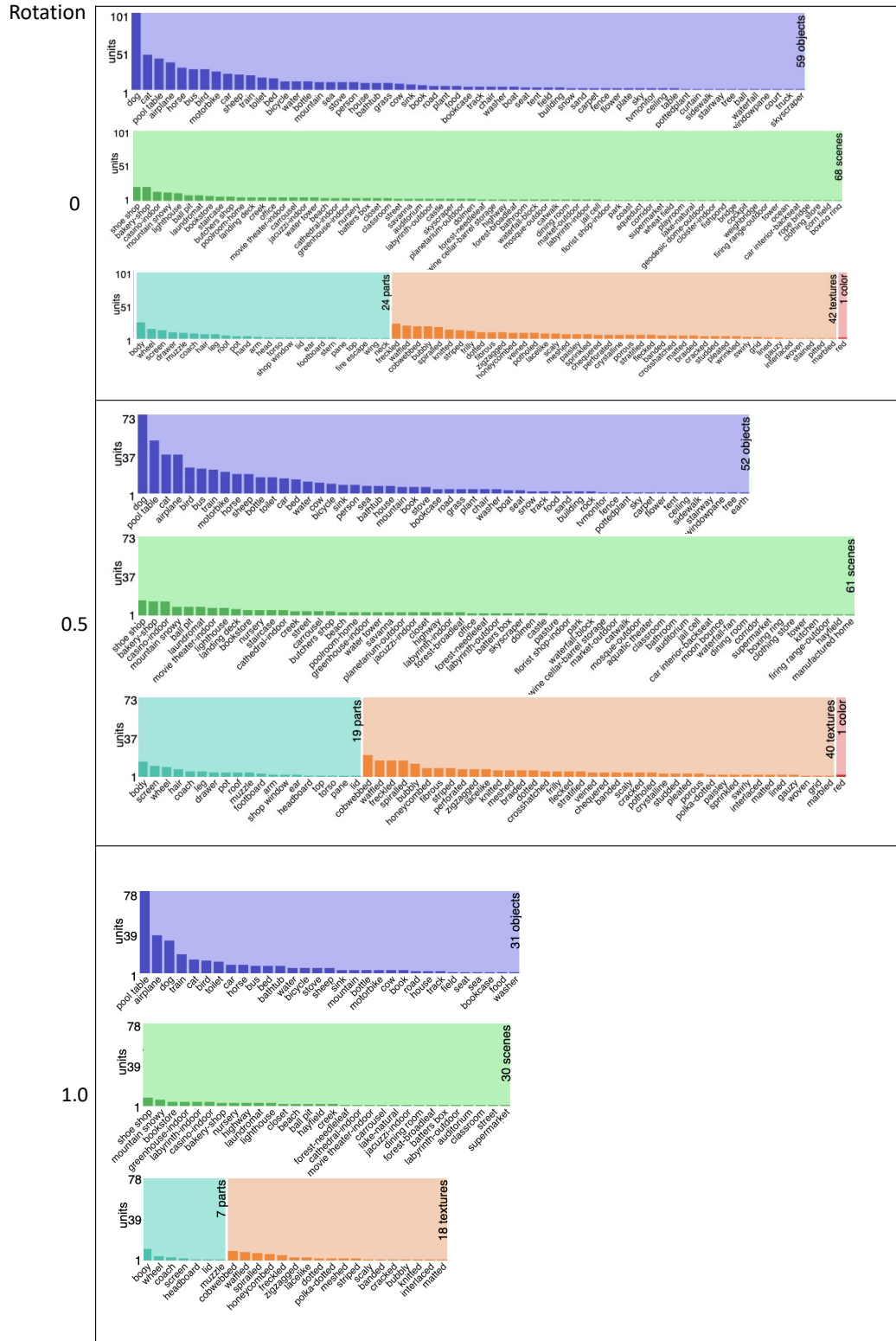


Figure 20: Network dissection bar graph of categories of unique concepts at three different rotation powers for the ResNet-50 model in [fig. 3](#).




Figure 21: Top two highest scoring units for network dissection at three different rotation powers for the ResNet-50 model in [fig. 3](#).

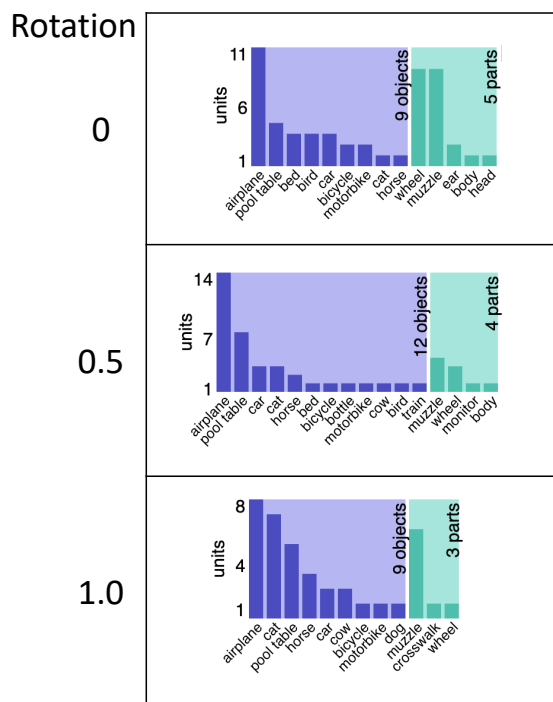


Figure 22: Network dissection bar graph of categories of unique concepts at three different rotation powers for the modified ResNet-50 model (without a ReLU activation function on the residual output) in [fig. 3](#).




Figure 23: Top two highest scoring units for network dissection at three different rotation powers for the modified ResNet-50 model (without a ReLU activation function on the residual output) in [fig. 3](#).

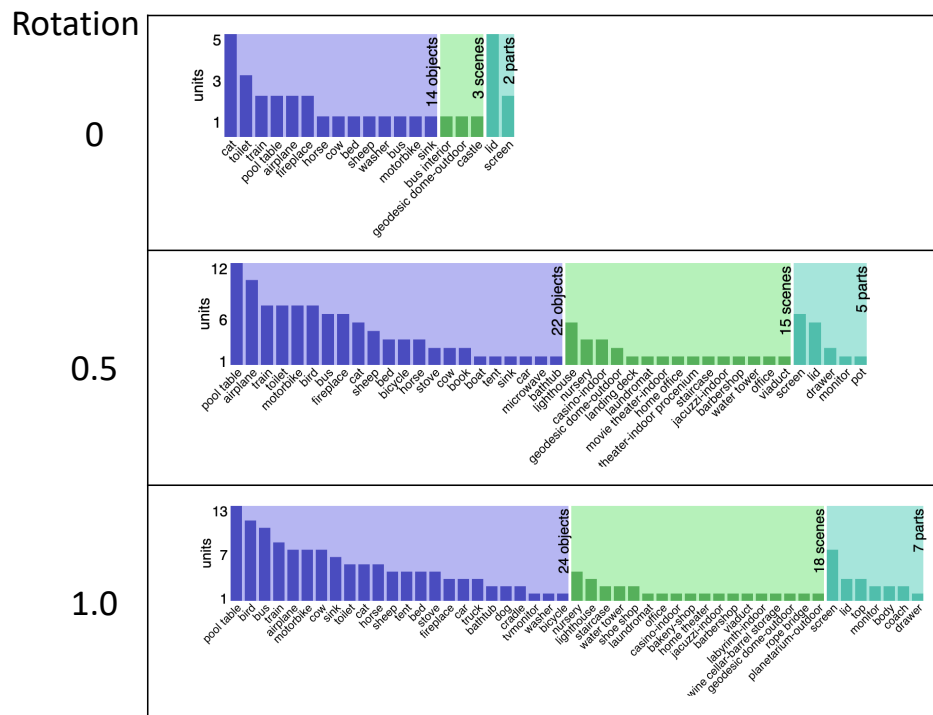


Figure 24: Network dissection bar graph of categories of unique concepts at three different rotation powers for the ConvNeXt model in [fig. 3](#).

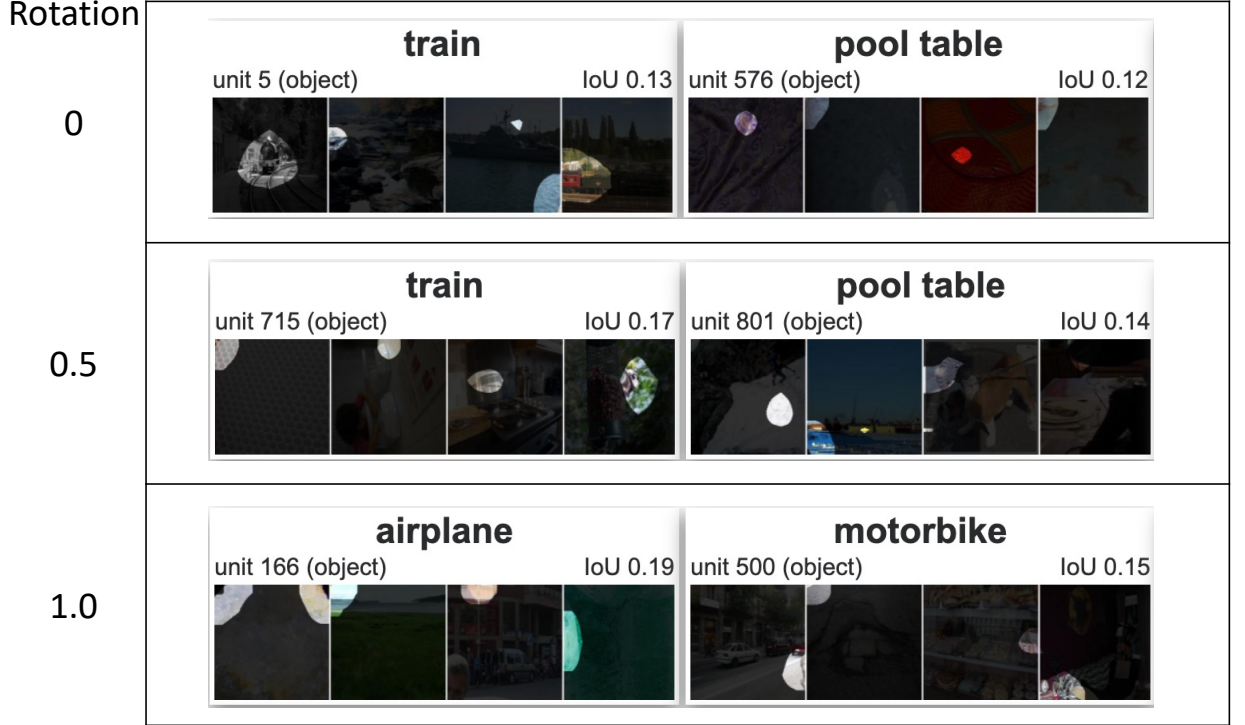


Figure 25: Top two highest scoring units for network dissection at three different rotation powers for the ConvNeXt model in [fig. 3](#).

E.3 Model training details

We train a ResNet-50 without ReLU (or any activation function) on the residual blocks in PyTorch using [\[Lec+22\]](#) on ImageNet [\[Den+09\]](#). We train with SGD with momentum for 88 epochs with a cyclic learning rate rate of 1.7, label smoothing of 0.1, a batch size of 512, and weight decay of 10^{-4} . The model achieves 76.1% top-1 accuracy. We use pretrained weights for the ResNet-50 (unmodified) and ConvNeXt models from [\[MR10\]](#) and [\[Wig19\]](#) respectively.

G Dataset Details

CIFAR-10: CIFAR-10 is covered by the MIT License (MIT). We use canonical train/test splits (imported using [torchvision](#)).

Broden: the [code used to generate the dataset](#) is covered by the MIT license.

ImageNet: ImageNet is covered by CC-BY 4.0. We use canonical train/test splits.

Layer (type:depth-idx)	Output Shape	Param #	Layer (type:depth-idx)	Output Shape	Param #
Sequential	--	--	Sequential	--	--
└Conv2d: 1-1	[1, 64, 32, 32]	1,792	└Conv2d: 1-1	[1, 64, 32, 32]	1,792
└BatchNorm2d: 1-2	[1, 64, 32, 32]	128	└ReLU: 1-2	[1, 64, 32, 32]	--
└ReLU: 1-3	[1, 64, 32, 32]	--	└Conv2d: 1-3	[1, 128, 32, 32]	73,728
└Conv2d: 1-4	[1, 128, 32, 32]	73,856	└ReLU: 1-4	[1, 128, 32, 32]	--
└BatchNorm2d: 1-5	[1, 128, 32, 32]	256	└MaxPool2d: 1-5	[1, 128, 16, 16]	--
└ReLU: 1-6	[1, 128, 32, 32]	--	└Conv2d: 1-6	[1, 256, 16, 16]	294,912
└MaxPool2d: 1-7	[1, 128, 16, 16]	--	└ReLU: 1-7	[1, 256, 16, 16]	--
└Conv2d: 1-8	[1, 256, 16, 16]	295,168	└MaxPool2d: 1-8	[1, 256, 8, 8]	--
└BatchNorm2d: 1-9	[1, 256, 16, 16]	512	└Conv2d: 1-9	[1, 512, 8, 8]	1,179,648
└ReLU: 1-10	[1, 256, 16, 16]	--	└ReLU: 1-10	[1, 512, 8, 8]	--
└MaxPool2d: 1-11	[1, 256, 8, 8]	--	└MaxPool2d: 1-11	[1, 512, 4, 4]	--
└Conv2d: 1-12	[1, 512, 8, 8]	1,180,160	└MaxPool2d: 1-12	[1, 512, 1, 1]	--
└BatchNorm2d: 1-13	[1, 512, 8, 8]	1,024	└Flatten: 1-13	[1, 512]	--
└ReLU: 1-14	[1, 512, 8, 8]	--	└Linear: 1-14	[1, 10]	5,120
└MaxPool2d: 1-15	[1, 512, 4, 4]	--			
└MaxPool2d: 1-16	[1, 512, 1, 1]	--			
└Flatten: 1-17	[1, 512]	--			
└Linear: 1-18	[1, 10]	5,130			
Total params: 1,558,026			Total params: 1,555,200		
Trainable params: 1,558,026			Trainable params: 1,555,200		
Non-trainable params: 0			Non-trainable params: 0		
Total mult-adds (M): 228.56			Total mult-adds (M): 228.33		
Input size (MB): 0.01			Input size (MB): 0.01		
Forward/backward pass size (MB): 4.72			Forward/backward pass size (MB): 2.36		
Params size (MB): 6.23			Params size (MB): 6.22		
Estimated Total Size (MB): 10.96			Estimated Total Size (MB): 8.59		

(a) Myrtle CNN architecture, summary courtesy of [torchinfo](#).

(b) Myrtle CNN architecture without batch norm (only used in [section 3.3](#)), summary courtesy of [torchinfo](#).

Layer (type:depth-idx)	Output Shape	Param #	Layer (type:depth-idx)	Output Shape	Param #
ResNet	--	--	BasicBlock	--	--
└Conv2d: 1-1	[1, 16, 32, 32]	432	└Conv2d: 1-1	[1, 16, 32, 32]	2,304
└BatchNorm2d: 1-2	[1, 16, 32, 32]	32	└BatchNorm2d: 1-2	[1, 16, 32, 32]	32
└ReLU: 1-3	[1, 16, 32, 32]	--	└ReLU: 1-3	[1, 16, 32, 32]	--
└Sequential: 1-4	[1, 64, 8, 8]	--	└Conv2d: 1-4	[1, 16, 32, 32]	2,304
└└BasicBlock: 2-1	[1, 16, 32, 32]	4,672	└BatchNorm2d: 1-5	[1, 16, 32, 32]	32
└└BasicBlock: 2-2	[1, 16, 32, 32]	4,672	└Sequential: 1-6	[1, 16, 32, 32]	--
└└BasicBlock: 2-3	[1, 16, 32, 32]	4,672	└ReLU: 1-7	[1, 16, 32, 32]	--
└└BasicBlock: 2-4	[1, 32, 16, 16]	13,952			
└└BasicBlock: 2-5	[1, 32, 16, 16]	18,560			
└└BasicBlock: 2-6	[1, 32, 16, 16]	18,560			
└└BasicBlock: 2-7	[1, 64, 8, 8]	55,552			
└└BasicBlock: 2-8	[1, 64, 8, 8]	73,984			
└└BasicBlock: 2-9	[1, 64, 8, 8]	73,984			
└Linear: 1-5	[1, 10]	650			
Total params: 269,722			Total params: 4,672		
Trainable params: 269,722			Trainable params: 4,672		
Non-trainable params: 0			Non-trainable params: 0		
Total mult-adds (M): 40.55			Total mult-adds (M): 4.72		
Input size (MB): 0.01			Input size (MB): 0.07		
Forward/backward pass size (MB): 3.01			Forward/backward pass size (MB): 0.52		
Params size (MB): 1.08			Params size (MB): 0.02		
Estimated Total Size (MB): 4.11			Estimated Total Size (MB): 0.61		

(a) Our ResNet20 architecture, summary courtesy of [torchinfo](#).

(b) Internals of the 1st BasicBlock (the sequential contains the residual connection).

Layer (type:depth-idx)	Output Shape	Param #		Layer (type:depth-idx)	Output Shape	Param #
ResNetImageNet	--	--		BasicBlock	--	--
└─Conv2d: 1-1	[1, 64, 32, 32]	1,728		└─Conv2d: 1-1	[1, 64, 32, 32]	36,864
└─BatchNorm2d: 1-2	[1, 64, 32, 32]	128		└─BatchNorm2d: 1-2	[1, 64, 32, 32]	128
└─ReLU: 1-3	[1, 64, 32, 32]	--		└─ReLU: 1-3	[1, 64, 32, 32]	--
└─Sequential: 1-4	[1, 512, 4, 4]	--		└─Conv2d: 1-4	[1, 64, 32, 32]	36,864
└─BasicBlock: 2-1	[1, 64, 32, 32]	73,984		└─BatchNorm2d: 1-5	[1, 64, 32, 32]	128
└─BasicBlock: 2-2	[1, 64, 32, 32]	73,984		└─Sequential: 1-6	[1, 64, 32, 32]	--
└─BasicBlock: 2-3	[1, 128, 16, 16]	230,144		└─ReLU: 1-7	[1, 64, 32, 32]	--
└─BasicBlock: 2-4	[1, 128, 16, 16]	295,424				
└─BasicBlock: 2-5	[1, 256, 8, 8]	919,040		Total params: 73,984		
└─BasicBlock: 2-6	[1, 256, 8, 8]	1,180,672		Trainable params: 73,984		
└─BasicBlock: 2-7	[1, 512, 4, 4]	3,673,888		Non-trainable params: 0		
└─BasicBlock: 2-8	[1, 512, 4, 4]	4,720,640		Total mult-adds (M): 75.50		
└─Linear: 1-5	[1, 10]	5,130				
Total params: 11,173,962				Input size (MB): 0.26		
Trainable params: 11,173,962				Forward/backward pass size (MB): 2.10		
Non-trainable params: 0				Params size (MB): 0.30		
Total mult-adds (M): 555.43				Estimated Total Size (MB): 2.66		
Input size (MB): 0.01						
Forward/backward pass size (MB): 9.83						
Params size (MB): 44.70						
Estimated Total Size (MB): 54.54						

(b) Internals of the 1st BasicBlock (the sequential contains the residual connection).

(a) Our ResNet18 architecture, summary courtesy of [torchinfo](#).