

LETTER TO THE EDITOR

# Unveiling the past evolution of the progenitor of the Helmi streams

T. Ruiz-Lara<sup>1,2</sup>, A. Helmi<sup>1</sup>, C. Gallart<sup>3,4</sup>, F. Surot<sup>3,4</sup>, and S. Cassisi<sup>5,6</sup>

<sup>1</sup> Kapteyn Astronomical Institute, University of Groningen, Landleven 12, 9747 AD Groningen, The Netherlands  
e-mail: tomasruizlara@gmail.com

<sup>2</sup> Universidad de Granada, Departamento de Física Teórica y del Cosmos, Campus Fuente Nueva, Edificio Mecenas, E-18071, Granada, Spain.

<sup>3</sup> Instituto de Astrofísica de Canarias, E-38200 La Laguna, Tenerife, Spain

<sup>4</sup> Departamento de Astrofísica, Universidad de La Laguna, E-38205 La Laguna, Tenerife, Spain

<sup>5</sup> INAF – Astronomical Observatory of Abruzzo, via M. Maggini, sn, 64100 Teramo, Italy

<sup>6</sup> INFN, Sezione di Pisa, Largo Pontecorvo 3, 56127 Pisa, Italy

Received –, –; accepted –, –

## ABSTRACT

**Aims.** We aim to determine unique features that characterise the past evolution of the progenitor of the Helmi streams through the analysis of star formation histories (SFHs).

**Methods.** From the 5D *Gaia* EDR3 dataset, we extracted local samples of stars dominated by the Helmi streams, the Galactic (thick and thin) disc, and the local retrograde halo. We did this by identifying regions in a pseudo-Cartesian velocity space (obtained by setting line-of-sight velocities to zero), where stars belonging to these components, as identified in samples with 6D phase-space information, are predominantly found. We made use of an updated absolute colour-magnitude diagram (CMD) fitting methodology to contrast the SFHs of these samples to unveil distinct signatures of the past evolution of a disrupted accreted system: the Helmi streams. To this end, special attention was given to the correct characterisation of *Gaia* completeness effects and observational errors on the CMD. We further investigated alternative sample selections to improve the purity of our 5D Helmi stream catalogues.

**Results.** We find that the progenitor of the Helmi streams experienced an early star formation that was sustained for longer (until 7–9 Gyr ago) than for the Milky Way halo (10–11 Gyr ago). As a consequence, half of its stellar mass was in place  $\sim 0.7$  Gyr later. The quenching of star formation in the Helmi stream progenitor  $\sim 8$  Gyr ago suggests it was accreted by the Milky Way around this time, in concert with previous estimates based on the dynamics of the streams.

**Key words.** Galaxy: halo – Galaxy: kinematics and dynamics – Galaxy: stellar content

## 1. Introduction

Galaxies are the outcome of the complex interplay between internal, secular processes and the accretion of external stellar systems and intergalactic gas (e.g. Kormendy & Kennicutt 2004; Sancisi et al. 2008; Hirschmann et al. 2012). Galaxy accretion, in particular, is a very defining process. Mergers can both drive morphological and dynamical changes in the host galaxy and trigger the formation of new stars (e.g. Barnes 1988; Pearson et al. 2019).

Stellar debris from these merging events, together with heated-up, in situ stars, are deposited in the galactic haloes (Searle & Zinn 1978; Bullock & Johnston 2005; Zolotov et al. 2009), making them crucial for unraveling the ancient history of galaxies, including our own, the Milky Way (MW). In fact, the thorough characterisation of the stellar content of the MW halo has allowed many of our Galaxy’s building blocks to be unveiled (e.g. Ibata et al. 1994; Helmi et al. 1999, 2018; Belokurov et al. 2018; Myeong et al. 2018; Koppelman et al. 2019a; Naidu et al. 2020; Horta et al. 2021). Thanks to current and ongoing large ground- and space-based surveys (e.g. *Gaia* Collaboration et al. 2021; Liu et al. 2019; Ahumada et al. 2020; Steinmetz et al. 2020b; Buder et al. 2021), we are now in a position to characterise the systems from which our own Galaxy grew (Gallart et al. 2019; Vincenzo et al. 2019; Aguado et al. 2021a; Matsuno et al. 2021).

The identification of stars linked to each of the MW building blocks is commonly done based on the dynamical properties of halo stars, such as integrals of motion or action space (Helmi & de Zeeuw 2000; Myeong et al. 2018; Lövdal et al. 2022). In some cases, chemical information is added (Naidu et al. 2020; Ruiz-Lara et al. 2022). This approach requires the precise determination in three dimensions of both stellar positions and velocities. Unfortunately, although large samples of stars with known 6D phase-space information have become available with the advent of *Gaia* data (*Gaia* Collaboration et al. 2021), the number of halo stars in these samples is still very limited. This, together with completeness and selection effects (Everall & Boubert 2022) that especially affect faint magnitudes, considerably limits the characterisation of the hitherto known building blocks of our Galaxy.

In this work we exploit an alternative approach to isolating samples of stars possibly associated with the Helmi streams (Helmi et al. 1999) in an attempt to reconstruct the star formation history (SFH) of their progenitor. To this end, we use 5D information, namely their position on the sky, distance, and proper motions from *Gaia*. The Helmi streams are debris from a galaxy ( $\sim 10^8 M_\odot$  in stars) accreted between 5 and 8 Gyr ago (e.g. Kewley et al. 2007; Koppelman et al. 2019b). Recent work has reported chemical patterns in the streams’ stars that distinguish them from other halo stars (Aguado et al. 2021b; Nissen et al. 2021; Matsuno et al. 2022), suggesting different formation histories. We find compelling evidence that the progenitor dwarf

galaxy continued forming stars for longer than the average halo near the Sun, until it stopped approximately 7 to 9 Gyrs ago, possibly due to its accretion onto the MW.

## 2. Data and sample selection

We considered stars from *Gaia* Early Data Release 3 (EDR3; [Gaia Collaboration et al. 2021](#)) with `parallax_over_error` > 5 and good `phot_bp_rp_excess_factor` (see [Ruiz-Lara et al. 2022](#)) and which are located within 2.5 kpc of the Sun, as determined by inverting their parallax after applying a global zero-point offset ([Lindgren et al. 2021](#)). For all stars in this ‘local’ sample, we computed their absolute colour ( $G_{BP} - G_{RP}$ ) and  $G$  magnitude ( $M_G$ ) using their parallax, and corrected for extinction ( $E(BP-RP)$  and  $A_G$ ), from [Green \(2018\)](#) and [?](#), with the recipes presented in [Gaia Collaboration et al. \(2018\)](#).

To guide our selection of Helmi stream stars in 5D, we first identified a sample of halo stars with 6D information. This was obtained for the local sample by complementing the radial velocities from *Gaia* EDR3 with  $v_{los}$  measurements from GALAH Data Release (DR) 3 ([Buder et al. 2021](#)), APOGEE DR16 ([Ahumada et al. 2020](#)), RAVE DR6 ([Steinmetz et al. 2020b,a](#)), and LAMOST DR6 ([Liu et al. 2019](#); [Wang et al. 2020](#)). Velocity systematic shifts between surveys, although small (see [Tsantaki et al. 2022](#)), were considered. We selected halo stars by requiring that  $|\mathbf{V} - \mathbf{V}_{LSR}| > 210$  km/s, where  $\mathbf{V}$  is the total velocity vector corrected for the solar motion and local standard of rest velocity ( $V_{LSR} = 232$  km/s from [McMillan 2017](#)).

We identified 646 candidate members of the Helmi streams in this 6D halo sample using the criteria from [Koppelman et al. \(2019b\)](#), [Dodd et al. \(2022\)](#), and [Lövdal et al. \(2022\)](#). Ideally, one would compute the SFH of the progenitor of the Helmi streams from this subset. Unfortunately, the limited number of stars available and especially the complex selection functions (from *Gaia* as well as the various spectroscopic surveys used) hinder this approach.

This is why we defined a 5D halo sample. It was extracted from the local sample as follows. For stars near the Galactic plane ( $|b| < 20^\circ$ ), we considered candidate halo stars as those with a tangential velocity  $v_t = 4.74/\text{parallax} \times (\mu_{\alpha^*}^2 + \mu_{\delta}^2)^{1/2} > 230$  km/s. For stars with  $|b| > 20^\circ$ , we assigned the  $v_{los}$  from the star in the 6D *Gaia* (local) sample that is closest in the space of  $(\alpha, \delta, \text{parallax})$ , thus obtaining a fictitious  $\mathbf{V}'$ . Then, we applied the same criterion as in 6D, namely  $|\mathbf{V}' - \mathbf{V}_{LSR}| > 210$  km/s. In both cases, we kept only stars with  $M_G < 5$ .

To select tentative Helmi member stars from this 5D halo sample, we used their pseudo-Cartesian velocities. These were obtained by computing the velocities in Cartesian coordinates assuming  $v_{los} = 0$  (see Eq. 6 of [Koppelman & Helmi 2021](#), for the exact expressions). The pseudo-Cartesian velocities offer an improvement over a selection based on proper motions only (or projected velocities) because they take their dependence on sky location into account. Figure 1 displays the distribution of the Helmi stream stars from the 6D subsets in this pseudo-Cartesian velocity space. Although the distinctive clustering in  $v_y$  versus  $v_z$  that led to the discovery of the Helmi streams is less prominent in this pseudo-space, some differentiation is still possible as there are clear regions in  $\tilde{v}_y$  versus  $\tilde{v}_z$  where the stream stars are more dominant.

We thus proceeded to define three different sub-samples from the 5D halo: HelmiA (~48000), HelmiB (~23000), and HelmiC (~7000 stars, see Fig. 1); we kept only stars with  $A_G < 0.5$  as they will be used for the computation of SFHs ([Ruiz-Lara](#)

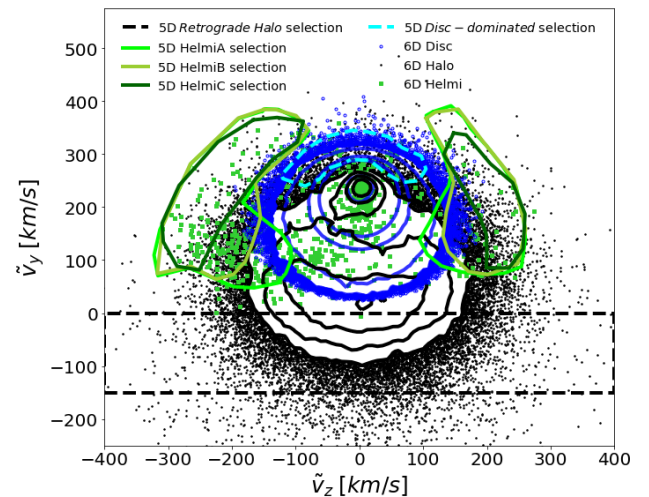


Fig. 1: Selection of samples in the pseudo-Cartesian velocity plane,  $\tilde{v}_y$  vs  $\tilde{v}_z$ . Black contours and points show the location of nearby halo stars identified in 6D (see text for details), and blue represents those of the disc(s). Helmi stream stars selected using 6D information are shown as green points (see text for details). The different 5D Helmi stream selections are shown as solid polygons in hues of green, whereas the ‘local retrograde halo’ and the ‘disc(s)-dominated’ subsets are given by the dashed black and cyan polygons.

et al. 2020). HelmiC is the strictest subset and, thus, has the least amount of contamination.

We estimated the completeness and purity of these subsets as follows. We compared the number of members of the Helmi streams (identified in 6D) in the subsets HelmiA, HelmiB, and HelmiC,  $N_{A/B/C}^{\text{mem}}$ , to their total number in our 5D halo sample,  $N_{5D}^{\text{mem}}$  (as this is the maximum number of Helmi stream members that can enter our subsets). The completeness is thus  $N_{A/B/C}^{\text{mem}}/N_{5D}^{\text{mem}}$ , yielding 41%, 28%, and 12%, respectively<sup>1</sup>. To estimate the purity of the subsets, we compared the relative number of true members,  $N_{A/B/C}^{\text{mem}}$ , to the number of stars from the 6D (*Gaia*) halo sample in each subset,  $N_{A/B/C}^{6D}$ . We find that HelmiA, HelmiB, and HelmiC have a purity of 3.2%, 8.5%, and 14%, respectively, confirming the lower contamination of HelmiC. From the (*Gaia*) 6D halo sample we can also determine which other structures fall in the region of the HelmiC subset. We find that the main source of contamination are stars from Gaia-Enceladus and from the hot thick disc.

We constructed an additional subset based on HelmiA as this set has the highest completeness. This new subset, HelmiA\*, was obtained as follows. To each star in HelmiA, we assigned the  $v_{los}$  of the closest star in the  $(\mu_l, \mu_b, l, b, \text{distance})$  space from the 6D (*Gaia*) halo sample. We then computed their integrals of motion ( $L_z$ ,  $L_{\perp}$ , and energy) and only kept stars with values compatible with belonging to the Helmi streams (following [Dodd et al. 2022](#); [Lövdal et al. 2022](#)). By definition, the purity of this sample is 100% (as all the stars in HelmiA\* will have both proper motions and line-of-sight velocities that make them true members of the Helmi streams<sup>2</sup>). Its completeness is 23.9%, which is

<sup>1</sup> This would be the completeness if the *Gaia* RV (Radial Velocity) sample were complete; however, because of selection effects, these values should be interpreted as lower limits.

<sup>2</sup> Note, however, that the sample may still include stars from a background population that has similar integrals of motion.

thus higher than that of HelmiC. HelmiA\* contains 1444 stars, 801 after quality cuts are applied.

To aid our understanding of the SFHs that we will infer in the next section, we selected a sample representative of the local retrograde halo by considering stars with negative  $\tilde{v}_y$  ('local retrograde halo';  $\sim 96000$  stars). We also defined a '(thin + thick) disc-dominated' sample ( $\sim 12000$  stars), where disc stars seem to dominate in pseudo-Cartesian velocity space as inferred from comparison to a 6D sample (defined by stars with  $|\mathbf{V} - \mathbf{V}_{LSR}| < 210$  km/s). We expect a comparison of the SFHs derived for the various sets to reveal intrinsic differences in the formation histories of the MW local retrograde halo, the disc, and the progenitor of the Helmi streams.

### 3. Methodology

Fitting an absolute colour-magnitude diagram<sup>3</sup> (CMD) has proven to be an efficient way of retrieving SFHs of stellar systems, including our own Galaxy (e.g. Gallart et al. 1999, 2019; Tolstoy et al. 2009; Cignoni & Tosi 2010; Ruiz-Lara et al. 2020). In this work we used an updated CMD fitting methodology tailored for *Gaia* data that we call 'CMDft.Gaia'<sup>4</sup>. All the details are reported in Gallart et al. (in prep.). Here, we provide a brief description.

#### 3.1. Synthetic CMD: Completeness and error simulation

We compared the various 5D samples selected in Sect. 2 with a synthetic CMD that contains 40 million stars (with  $-3 < M_G < 5$ ) with a flat distribution of age and metallicity ( $Z$ ) ranging from 0.02 to 13.5 Gyr and 0.0001 to 0.032, respectively. We computed this synthetic CMD using the updated BaSTI stellar evolutionary models (Hidalgo et al. 2018) in the  $\alpha$ -enhanced version (Pietrinferni et al. 2021), with a Reimers mass loss parameter ( $\eta$ ) of 0.3, assuming a Kroupa initial mass fraction (Kroupa 2001), a fraction of unresolved binaries ( $\beta$ ) of 30%, and a minimum mass ratio for binaries ( $q$ ) of 0.1.

The full *Gaia* 5D dataset has unprecedented photometric precision and is basically complete in the volume and absolute colour-magnitude range covered in this work. In particular, within a parallax (or distance cut) of  $1/2.5$  mas, the set reaches a completeness of  $> 99\%$  for absolute magnitudes of  $-3 < M_G < 5$ , that is, below the oldest main sequence turnoff (see Mor et al. 2019; Everall & Boubert 2022). However, the subsets identified in the previous section were subject to several quality cuts, and this may affect the distribution of stars in the CMD, potentially biasing our inference of SFHs.

To account for the associated selection effects, we constructed 'parent' sub-samples intended to be analogues of the HelmiA, A\*, B, and C, local retrograde halo, and disc-dominated 5D subsets identified in Sect. 2. They were extracted from the 5D *Gaia* sample in the 2.5 kpc volume using the same approach as before (see Fig. 1) but without imposing any quality cuts. As in Sect. 2, we computed a tangential velocity,  $v_t$ , and a fictitious  $\mathbf{V}'$  by inverting the parallax to infer a distance. We note that computing a distance without an error cut could lead to incor-

rect distances, but this is exactly one of the effects we wanted to simulate.

We simulated the effect of the quality cuts as well as photometric errors as follows (DisPar-Gaia; Gallart et al. in prep.). To each synthetic star we assigned  $l$ - $b$ -parallax based on the global distribution of the corresponding parent sub-sample (be it the counterpart of the HelmiA, HelmiA\*, HelmiB, HelmiC, local retrograde halo, or disc-dominated subsets). This allowed us to shift the synthetic CMD to an apparent CMD and compute the extinction for each star (Green et al. 2019). In a second step, we assigned values of the `phot_bp_rp_excess_factor`, `parallax_over_error`, and photometric errors (in the three *Gaia* bands) to each synthetic star from an observed star with a similar absolute colour and magnitude (within 0.02 magnitudes). Sometimes such a counterpart does not exist; for example, if the observed population is predominantly old, there will not be young bright main sequence stars, which, however, are generated in the synthetic CMD. In this case, we simulated these properties by fitting how the quality parameters vary as a function of colour and apparent magnitudes for the parent sub-sample. Finally, new, error-convolved absolute colours and magnitudes were computed for each synthetic star considering the attributed photometric and parallax errors and extinction values (Green et al. 2019). This allowed us to mimic the effect of the observational errors that blur features in the CMD.

After simulating the effect of errors, we considered the issue of completeness in two separate steps. First, although nearly negligible for the volume and the colour-magnitude ranges considered here, we used the *Gaia* selection function (Everall & Boubert 2022) to evaluate whether a given synthetic star (based on its assigned  $l$ ,  $b$ , and simulated apparent  $G$  magnitude) would be included in the 5D *Gaia* EDR3 catalogue. Secondly, we applied the same quality cuts described in Sect. 2 (on `parallax_over_error`, `phot_bp_rp_excess_factor`, and  $A_G$ ). The outcome of this procedure is an error-convolved synthetic CMD that is affected by *Gaia* observational and selection effects in a similar way as our observed sub-samples.

#### 3.2. Computing star formation histories

The derivation of the SFHs for our various sub-samples is done using dirSFH (Gallart et al. in prep.), which is an improvement and extension of the well-known tools IACpop (Aparicio & Hidalgo 2009) and TheStorm (Bernard et al. 2018). In short, dirSFH defines a series of simple stellar populations from the error-convolved synthetic CMD using a *dirichlet* tessellation (Green & Sibson 1978) from a grid of seed points within the available range of ages and metallicities. The code then finds the combination of simple stellar populations that best fits the observed CMD based on the Skellam probability distribution of the difference between two statistically independent distributions (observed and simulated CMDs). It includes two different weighting strategies as a function of colour and magnitude, namely 'uniform' or 'weighted' (as the logarithm of the inverse of the variance of the ages across the synthetic CMD). As this weighting scheme already gives which parts of the CMD provide more information for the recovery of the SFH, a single region, or 'bundle', encompassing the whole CMD was used (see Fig. 2), in contrast to, for example, Monelli et al. (2010). The final SFH was derived from the weighted average of the 100 individual solutions that were obtained by slightly modifying each time the grid of seed points and, thus, the tessellation in age and metallicity. The uncertainties were derived directly from the variance of the combination. Extensive testing using different

<sup>3</sup> In what follows, although we speak of CMD only, it will be defined in the absolute plane, not the apparent one.

<sup>4</sup> CMDft.Gaia is a suite of procedures that includes: (i) the computation of synthetic CMDs; (ii) the simulation of observational errors and completeness (DisPar-Gaia; see also Ruiz-Lara et al. 2021); and (iii) the proper derivation of the SFH (dirSFH).



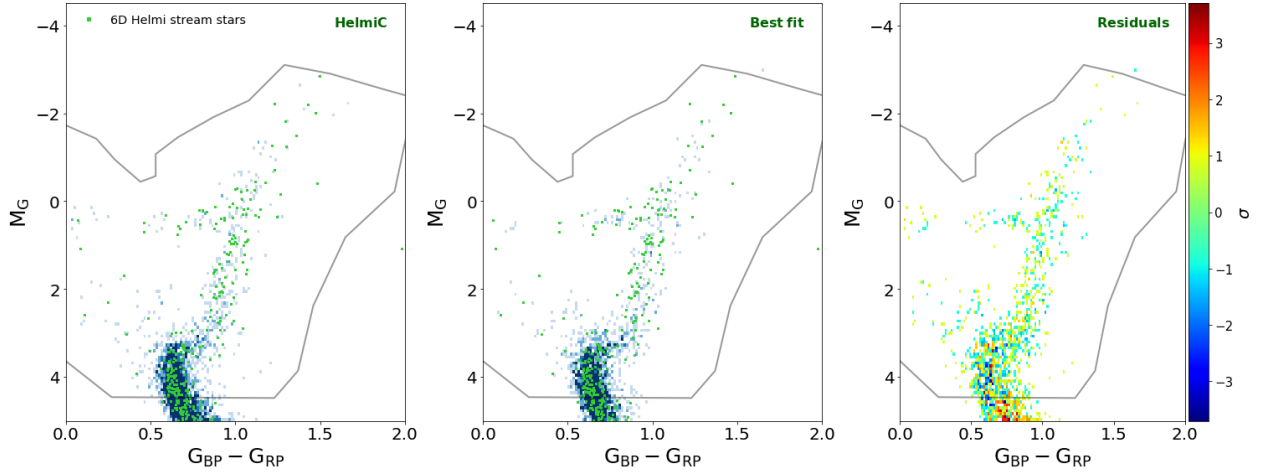


Fig. 2: Results of the absolute CMD fitting procedure (CMDft.Gaia) for the tentative members of the Helmi streams selected in 5D and part of the HelmiC subset. The left and middle panels show, respectively, the distribution of observed stars in the subset and the best fit. The green points correspond to the Helmi stream stars selected in 6D. The right-hand panel displays the residuals of the CMD fitting (in  $\sigma$  units assuming Poissonian errors).

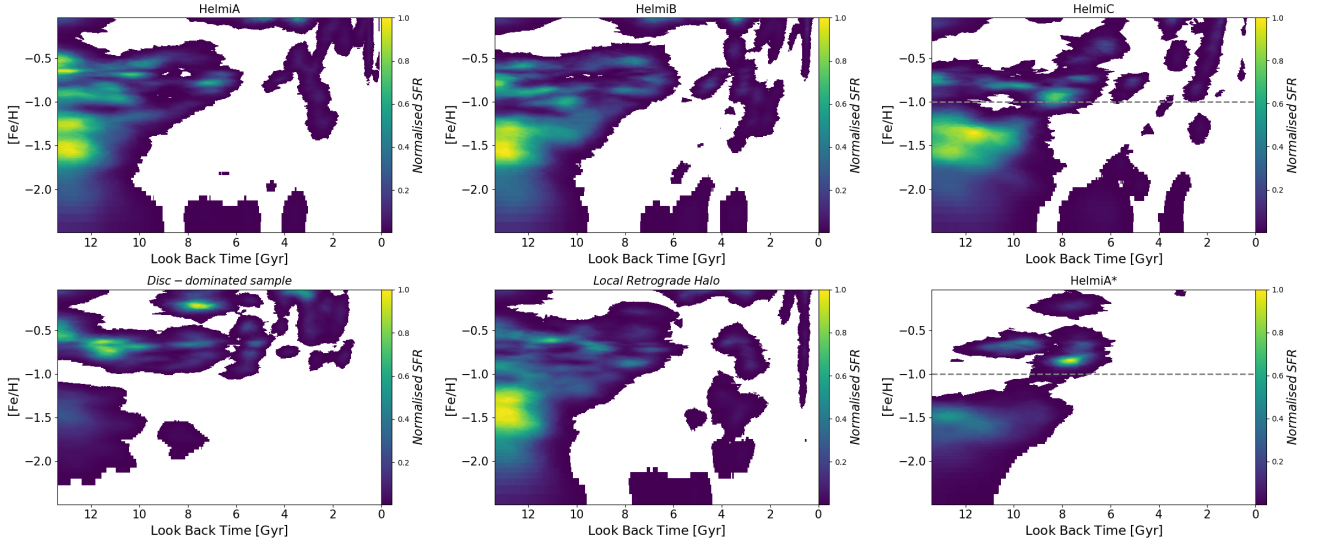


Fig. 3: Normalised star formation rate in the age-[Fe/H] plane derived from CMDft.Gaia for the various samples analysed in this work, namely HelmiA, HelmiB, and HelmiC (top row) and the ‘disc-dominated’ subset, the ‘local retrograde halo’ subset, and HelmiA\* (bottom row). In the right-most panels, the horizontal dashed line tentatively separates the Helmi stream progenitor population from contamination by the hot thick disc (at  $[\text{Fe}/\text{H}] = -1$ ).

synthetic CMDs (stellar models, unresolved binary recipes, etc.) and dirSFH internal parameters (age-metallicity grids, weighting strategies, etc.) reveal that the solutions are robust (see Appendix A).

Figure 2 shows the CMD fitting approach – CMDft.Gaia – applied to the HelmiC sub-sample. The residuals of the fit (right-most panel) are small and homogeneous across the whole CMD, indicative of a very good fit. We note how well the distribution of stars in the CMD of the 5D-defined HelmiC sub-sample (and its best fit) compares to the CMD of 6D Helmi stream stars.

#### 4. Results and discussion

Figure 3 shows the normalised star formation rate as a function of age and  $[\text{Fe}/\text{H}]$  for the various sub-samples: HelmiA, HelmiB, HelmiC, the disc-dominated subset, and the local retro-

grade halo together with the HelmiA\*. Comparing the top panels for the Helmi streams (in decreasing order of contamination), we see two main trends: (i) stars older than 8 Gyr with  $[\text{Fe}/\text{H}] \in (-1.0, -0.4)$  tend to be less dominant, and almost absent in HelmiC; and (ii) the metal-poor population ( $[\text{Fe}/\text{H}] \sim -1.5$ ) gradually extends to younger ages (from up to 11 Gyr in HelmiA to nearly 9 Gyr in HelmiC). Trend (i) is a direct consequence of the HelmiB and HelmiC sub-samples presenting a higher purity and a lower amount of contamination from (thick) disc stars (see Fig. 1), as a comparison to the bottom-left panel reveals. Point (ii) suggests that the Helmi stream progenitor experienced early star formation that extended to younger ages than the populations contaminating these samples.

The bottom-middle panel of Figure 3 for the local retrograde halo shows this is dominated by old and metal-poor stars, in agreement with current knowledge (Helmi 2020). The extension

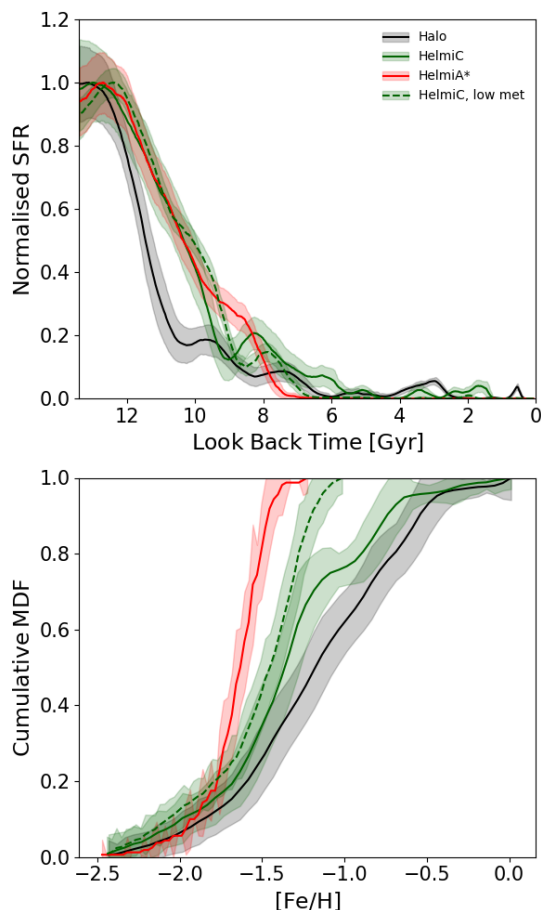


Fig. 4: Comparison of the SFHs of the HelmiC (in green) and HelmiA\* (in red) subsets with that of the local retrograde halo sample (black). *Top*: Normalised star formation rate as a function of age. *Bottom*: Cumulative metallicity distribution function (MDF). The SFHs in the upper panel have been normalised to their peak value. Note the slightly larger uncertainties for the HelmiA\* subset, which are due to its smaller size. For HelmiA\* (and the HelmiC-low met subset in the dashed green line), we restrict the comparison to the population with  $[\text{Fe}/\text{H}] \leq -1.0$  (to remove the contamination by the disc).

that is seen to higher metallicities and young ages is possibly a consequence of disc star contamination, as a comparison to the bottom-left panel shows. We verified that these results are independent of the exact selection of the halo sample.

The derived SFH from the HelmiA\* subset (bottom-right panel of Fig. 3) shows a ‘cleaned-up’ version of what we find for HelmiC, as expected from its higher purity and completeness. While the HelmiC sample is mainly contaminated by the hot thick disc and *Gaia*-Enceladus (as discussed in Sect. 2 and confirmed from a comparison of the various panels in Fig. 3), HelmiA\* appears to be mainly contaminated by hot thick disc stars, as  $\sim 25\%$  of the stars have  $[\text{Fe}/\text{H}] > -1.0$  in the solution shown in Fig. 3. As a consequence, genuine features of the past evolution of the Helmi stream progenitor are more easily discernable in this sample, and we can confirm that it formed stars for longer than the local halo.

Figure 4 compares more directly the SFH of the HelmiC and HelmiA\* subsets to that representing the local retrograde halo. In the top panel we can clearly see that HelmiC and HelmiA\*

display a SFH that is more extended in time, with star formation being quenched<sup>5</sup>  $\sim 7$  to 9 Gyrs ago, 2 to 3 Gyr later than the halo sample. Our findings also suggest that the progenitor of the Helmi streams formed 50% of its stellar mass  $\sim 0.7$  Gyr later ( $\sim 11.5$  Gyr ago) than the local retrograde halo sample, and up to  $\sim 1.0$  Gyr later if we consider the HelmiA\* subset. The bottom panel of Fig. 4 shows that the HelmiC and HelmiA\* subsets present lower median metallicities than the comparison halo sample, in agreement with previous work. Some hints of a star formation burst at  $\sim 8$  Gyr ago can be seen in the HelmiC sample (probably triggered during the merging process of the Helmi stream progenitor with the MW), although it is minimised in the case of the HelmiA\* sample.

Koppelman et al. (2019b), comparing isochrones to Helmi stream stars in the CMD, suggested a spread in age from at least  $\sim 11$  to 13 Gyr, and their N-body analysis favoured an accretion time between 5 and 8 Gyr ago (see also Kopley et al. 2007). In this sense, the clear quenching of star formation detected in the HelmiC and HelmiA\* subsets between  $\sim 7$  to 9 Gyr ago might be interpreted as a sign of accretion happening at that point. This is in remarkable agreement with the quenching time estimated by Naidu et al. (2022), who dated the accretion to  $z \sim 1$  ( $\sim 7$  Gyr ago) based on the  $\alpha$  and Fe abundances of the stars. The low and constant value of  $[\alpha/\text{Fe}]$  of Helmi stream stars reported in Matsuno et al. (2022, see also Roederer et al. 2010; Gull et al. 2021; Limberg et al. 2021; or Horta et al. 2022) has been interpreted by these authors as an indication that its progenitor should have had a quiescent and extended SFH, and may have experienced a small burst at late times, results that are consistent with our findings.

## 5. Conclusions

In this Letter we have unveiled some characteristics of the past evolution of the progenitor of the Helmi streams using a sample of nearby tentative members extracted from the 5D *Gaia* EDR3 dataset. We have found that the progenitor of the streams displayed a more extended early star formation than a comparison sample representative of the local, retrograde, MW halo, as well as an average lower metallicity. In addition, we have clearly detected the quenching of its star formation  $\sim 7$  to 9 Gyr ago, which may have coincided with its accretion time. The availability of line-of-sight velocities for larger samples of stars expected in future *Gaia* data releases and upcoming spectroscopic surveys will soon enable the determination of SFHs for much purer samples of stars possibly associated with the MW building blocks. This will provide an unprecedented, time-resolved picture of the accretion history of our Galaxy.

**Acknowledgements.** We are grateful to the anonymous referee for providing key comments that greatly improved the quality of this work. We gratefully acknowledge financial support from a Spinoza prize. TRL acknowledges support from project PID2020-114414GB-I00 and Juan de la Cierva fellowship (IJC2020-043742-I), financed by MCIN/AEI/10.13039/501100011033. SC acknowledges support from the Fundación Jesús Serra and the Instituto de Astrofísica de Canarias under the Visiting Researcher Programme 2020-2022 agreed between both institutions. This work has made use of data from the European Space Agency (ESA) mission *Gaia* (<https://www.cosmos.esa.int/gaia>), processed by the *Gaia* Data Processing and Analysis Consortium (DPAC, <https://www.cosmos.esa.int/web/gaia/dpac/consortium>). Funding for the DPAC has been provided by national institutions, in particular the institutions participating in the *Gaia* Multilateral Agreement. This research makes use of python; vaex (Breddels & Veljanoski 2018), a Python library for visualization and exploration of big tabular data sets; matplotlib (Hunter 2007), a suite of open-source python modules that provide a framework for creating scientific plots; astropy

<sup>5</sup> Normalised star formation rate below 0.2, 20%.

(Astropy Collaboration et al. 2018), a community-developed core Python package for Astronomy; `numpy`; and `jupyter notebooks`. This paper has made use of data from GALAH, APOGEE, RAVE, and LAMOST spectroscopic surveys.

## References

- Aguado, D. S., Belokurov, V., Myeong, G. C., et al. 2021a, *ApJ*, 908, L8
- Aguado, D. S., Myeong, G. C., Belokurov, V., et al. 2021b, *MNRAS*, 500, 889
- Ahumada, R., Prieto, C. A., Almeida, A., et al. 2020, *ApJS*, 249, 3
- Aparicio, A. & Hidalgo, S. L. 2009, *AJ*, 138, 558
- Astropy Collaboration, Price-Whelan, A. M., Sipőcz, B. M., et al. 2018, *AJ*, 156, 123
- Barnes, J. E. 1988, *ApJ*, 331, 699
- Belokurov, V., Erkal, D., Evans, N. W., Koposov, S. E., & Deason, A. J. 2018, *MNRAS*, 478, 611
- Belokurov, V., Penoyre, Z., Oh, S., et al. 2020, *MNRAS*, 496, 1922
- Bernard, E. J., Schultheis, M., Di Matteo, P., et al. 2018, *MNRAS*, 477, 3507
- Breddels, M. A. & Veljanoski, J. 2018, *A&A*, 618, A13
- Buder, S., Sharma, S., Kos, J., et al. 2021, *MNRAS*, 506, 150
- Bullock, J. S. & Johnston, K. V. 2005, *ApJ*, 635, 931
- Cignoni, M. & Tosi, M. 2010, *Advances in Astronomy*, 2010, 158568
- Dodd, E., Helmi, A., & Koppelman, H. H. 2022, *A&A*, 659, A61
- Everall, A. & Boubert, D. 2022, *MNRAS*, 509, 6205
- Gaia Collaboration, Babusiaux, C., van Leeuwen, F., et al. 2018, *A&A*, 616, A10
- Gaia Collaboration, Brown, A. G. A., Vallenari, A., et al. 2021, *A&A*, 649, A1
- Gallart, C., Bernard, E. J., Brook, C. B., et al. 2019, *Nature Astronomy*, 3, 932
- Gallart, C., Freedman, W. L., Aparicio, A., Bertelli, G., & Chiosi, C. 1999, *AJ*, 118, 2245
- Green, G. 2018, *The Journal of Open Source Software*, 3, 695
- Green, G. M., Schlafly, E., Zucker, C., Speagle, J. S., & Finkbeiner, D. 2019, *ApJ*, 887, 93
- Green, P. J. & Sibson, R. 1978, *The Computer Journal*, 21, 168
- Gull, M., Frebel, A., Hinojosa, K., et al. 2021, *ApJ*, 912, 52
- Helmi, A. 2020, *ARA&A*, 58, 205
- Helmi, A., Babusiaux, C., Koppelman, H. H., et al. 2018, *Nature*, 563, 85
- Helmi, A. & de Zeeuw, P. T. 2000, *MNRAS*, 319, 657
- Helmi, A., White, S. D. M., de Zeeuw, P. T., & Zhao, H. 1999, *Nature*, 402, 53
- Hidalgo, S. L., Pietrinferni, A., Cassisi, S., et al. 2018, *ApJ*, 856, 125
- Hirschmann, M., Naab, T., Somerville, R. S., Burkert, A., & Oser, L. 2012, *MNRAS*, 419, 3200
- Horta, D., Schiavon, R. P., Mackereth, J. T., et al. 2021, *MNRAS*, 500, 1385
- Horta, D., Schiavon, R. P., Mackereth, J. T., et al. 2022, *arXiv e-prints*, [arXiv:2204.04233](#)
- Hunter, J. D. 2007, *Computing In Science & Engineering*, 9, 90
- Ibata, R. A., Gilmore, G., & Irwin, M. J. 1994, *Nature*, 370, 194
- Kepley, A. A., Morrison, H. L., Helmi, A., et al. 2007, *AJ*, 134, 1579
- Koppelman, H. H. & Helmi, A. 2021, *A&A*, 649, A136
- Koppelman, H. H., Helmi, A., Massari, D., Price-Whelan, A. M., & Starkenburg, T. K. 2019a, *A&A*, 631, L9
- Koppelman, H. H., Helmi, A., Massari, D., Roelenga, S., & Bastian, U. 2019b, *A&A*, 625, A5
- Kormendy, J. & Kennicutt, Robert C., J. 2004, *ARA&A*, 42, 603
- Kroupa, P. 2001, *MNRAS*, 322, 231
- Limberg, G., Santucci, R. M., Rossi, S., et al. 2021, *ApJ*, 913, L28
- Lindgren, L., Bastian, U., Biermann, M., et al. 2021, *A&A*, 649, A4
- Liu, N., Fu, J.-N., Zong, W., et al. 2019, *Research in Astronomy and Astrophysics*, 19, 075
- Lövdal, S. S., Ruiz-Lara, T., Koppelman, H. H., et al. 2022, *A&A*, 665, A57
- Matsuno, T., Dodd, E., Koppelman, H. H., et al. 2022, *arXiv e-prints*, [arXiv:2203.11808](#)
- Matsuno, T., Koppelman, H. H., Helmi, A., et al. 2021, *arXiv e-prints*, [arXiv:2111.15423](#)
- McMillan, P. J. 2017, *MNRAS*, 465, 76
- Monelli, M., Hidalgo, S. L., Stetson, P. B., et al. 2010, *ApJ*, 720, 1225
- Mor, R., Robin, A. C., Figueras, F., Roca-Fàbrega, S., & Luri, X. 2019, *A&A*, 624, L1
- Myeong, G. C., Evans, N. W., Belokurov, V., Sanders, J. L., & Koposov, S. E. 2018, *MNRAS*, 478, 5449
- Naidu, R. P., Conroy, C., Bonaca, A., et al. 2020, *ApJ*, 901, 48
- Naidu, R. P., Conroy, C., Bonaca, A., et al. 2022, *arXiv e-prints*, [arXiv:2204.09057](#)
- Nissen, P. E., Silva-Cabrera, J. S., & Schuster, W. J. 2021, *A&A*, 651, A57
- Pearson, W. J., Wang, L., Alpaslan, M., et al. 2019, *A&A*, 631, A51
- Pietrinferni, A., Cassisi, S., Salaris, M., & Castelli, F. 2004, *ApJ*, 612, 168
- Pietrinferni, A., Hidalgo, S., Cassisi, S., et al. 2021, *ApJ*, 908, 102
- Roederer, I. U., Sneden, C., Thompson, I. B., Preston, G. W., & Shectman, S. A. 2010, *ApJ*, 711, 573
- Ruiz-Lara, T., Gallart, C., Bernard, E. J., & Cassisi, S. 2020, *Nature Astronomy*, 4, 965
- Ruiz-Lara, T., Gallart, C., Monelli, M., et al. 2021, *MNRAS*, 501, 3962
- Ruiz-Lara, T., Matsuno, T., Lövdal, S. S., et al. 2022, *arXiv e-prints*, [arXiv:2201.02405](#)
- Sancisi, R., Fraternali, F., Oosterloo, T., & van der Hulst, T. 2008, *A&A Rev.*, 15, 189
- Searle, L. & Zinn, R. 1978, *ApJ*, 225, 357
- Steinmetz, M., Guiglion, G., McMillan, P. J., et al. 2020a, *AJ*, 160, 83
- Steinmetz, M., Matijević, G., Enke, H., et al. 2020b, *AJ*, 160, 82
- Tolstoy, E., Hill, V., & Tosi, M. 2009, *ARA&A*, 47, 371
- Tsantaki, M., Pancino, E., Marrese, P., et al. 2022, *A&A*, 659, A95
- Vincenzo, F., Spitoni, E., Calura, F., et al. 2019, *MNRAS*, 487, L47
- Wang, J., Fu, J.-N., Zong, W., et al. 2020, *ApJS*, 251, 27
- Zolotov, A., Willman, B., Brooks, A. M., et al. 2009, *ApJ*, 702, 1058

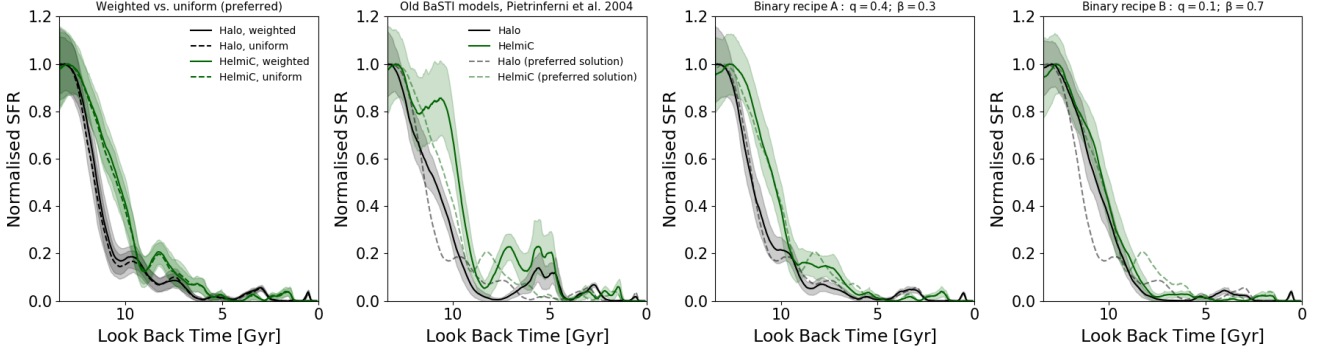


Fig. A.1: Comparison of the SFHs of the 5D Helmi streams (green) with that of the halo star selection (black) for different configurations of dirSFH. From left to right, we show the effect of: (i) the weighting scheme, (ii) different versions of BaSTI models (Pietrinferni et al. 2004); and (iii) and (iv) different recipes for modelling unresolved binaries in the synthetic CMD. In all cases we use the weighted option except in the first panel, where we assess the effect of a uniform weighting (dashed lines). In the three right-most panels we indicate the preferred solution discussed throughout the paper as dashed lines for comparison. All SFHs are normalised to their peak value.

## Appendix A: Assessing the robustness of the method

Figure A.1 displays the comparison between the SFH of the HelmiC and local retrograde halo 5D samples as obtained using different configurations of dirSFH. The left-hand panel highlights the small effect that the weighting scheme has on our solutions (for the particular case of our preferred configuration).

In all tests, we see how our main result, that the Helmi stream progenitor displays a more extended early SFH with respect to the overall halo, holds (see Fig. A.1). It is only minimised (differences of 0.2 Gyr in the half-mass formation time) when an extreme amount of unresolved binaries is included in the synthetic CMD ( $\beta=70\%$ ). While the recovery of the HelmiC SFH is nearly unaffected in this case, the halo solution displays lower metallicities than that found from spectroscopic surveys, which is compensated for in the dirSFH solution with younger ages (age-[Fe/H] degeneracy), and thus the differences between the SFH of the Helmi progenitor and the halo are minimised. Belokurov et al. (2020) studied the variation in the fraction of unresolved binaries in the CMD using *Gaia* DR2 data, finding that, in the range of colours and magnitudes sampled in this work, the fraction of unresolved binaries is  $\sim 30\%$  (the same fraction assumed in this work). All this can be used as evidence to support our choice and the robustness of the method, and it confirms that the progenitor of the Helmi streams had a more extended period of early star formation than the MW halo.