

---

# Personalized Algorithmic Recourse with Preference Elicitation

---

**Giovanni De Toni**  
Fondazione Bruno Kessler  
DISI, University of Trento  
giovanni.detoni@unitn.it

**Paolo Viappiani**  
LAMSADE, CNRS  
Université Paris-Dauphine, PSL  
paolo.viappiani@lamsade.dauphine.fr

**Stefano Teso**  
CIMeC & DISI, University of Trento  
stefano.teso@unitn.it

**Bruno Lepri**  
Fondazione Bruno Kessler  
lepri@fbk.eu

**Andrea Passerini**  
DISI, University of Trento  
andrea.passerini@unitn.it

## Abstract

*Algorithmic Recourse* (AR) is the problem of computing a *sequence of actions* that – once performed by a user – overturns an undesirable machine decision. It is paramount that the sequence of actions does not require too much effort for users to implement. Yet, most approaches to AR assume that actions cost the same for all users, and thus may recommend unfairly expensive recourse plans to certain users. Prompted by this observation, we introduce PEAR, the first human-in-the-loop approach capable of providing *personalized* algorithmic recourse tailored to the needs of any end-user. PEAR builds on insights from Bayesian Preference Elicitation to iteratively refine an estimate of the costs of actions by asking *choice set* queries to the target user. The queries themselves are computed by maximizing the *Expected Utility of Selection*, a principled measure of information gain accounting for uncertainty on both the cost estimate and the user’s responses. PEAR integrates elicitation into a Reinforcement Learning agent coupled with Monte Carlo Tree Search to quickly identify promising recourse plans. Our empirical evaluation on real-world datasets highlights how PEAR produces high-quality personalized recourse in only a handful of iterations.

## 1 Introduction

Automated decision support systems are increasingly employed in high-risk decision tasks with the aim of empowering human decision-makers and improving the quality of their decisions. Example applications include bail requests [1], loan approvals [2], job applications [3], and prescription of medications and treatments [4]. Despite their promise, often these systems are opaque – meaning that users, and even engineers, have trouble understanding and controlling their decision process – and provide no means for overturning unwanted outcomes, such as denied loan requests. One way of addressing these issues is through the lens of *Algorithmic Recourse* (AR) [5, 6]. In AR, given an undesirable machine-generated decision, the goal is to identify a sequence of actions – or *interventions* for short – that once implemented by the user overturns said decision, for instance, changing jobs or obtaining a master’s degree. Motivated by this, a number of approaches have been recently proposed for computing AR [7, 8, 9, 10, 11, 12, 13, 14, 15, 16, 17, 18].

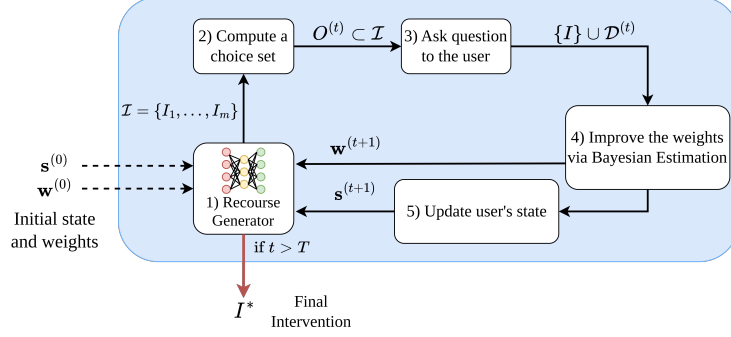


Figure 1: Overview of PEAR. (1) Given the initial state  $\mathbf{s}^{(0)}$  of the user and weights  $\mathbf{w}^{(0)}$ , PEAR computes a pool of candidate interventions achieving recourse. (2) A choice set  $O^{(t)} \subset \mathcal{I}$  is selected from the pool and presented to the user. (3) The user picks their preferred intervention from the set. (4) An improved estimate of the weights  $\mathbf{w}^{(t+1)}$  is computed using this feedback, and (5) the user’s state  $\mathbf{s}^{(t+1)}$  is updated. After  $T$  rounds, the estimated weights are used to compute a final intervention  $I^*$ .

It is critical that the suggested recourse plans are not too difficult or expensive to carry out. This entails that recourse should be *personalized*, because different users in the same situation may *need* substantially different recourse plans. To see this, consider a user who is denied a loan. Based on a profile made by the financial institution, an AR algorithm might suggest the user to reduce their monthly expenses. However, unlike the “average” customer, our user is incurring high medical expenses because they recently contracted an invalidating illness. Thus, the AR suggestion is highly inappropriate. Clearly, it is impossible to infer such a constraint from their profile alone. Equally importantly, actions influence each other’s costs – *e.g.*, obtaining an additional degree can dramatically lower the cost of landing a better-paid job – and we need to account for this if we wish to minimize the cost of recourse. Most approaches, however, completely neglect the user’s own preferences. The few that do require feedback that is difficult to obtain in practice, *e.g.*, preferences over a large pool of alternatives [15, 16, 17, 18] or upfront quantification of action costs [19, 9, 20, 17, 21].

We argue that algorithmic recourse should make users first-class citizens in the recourse generation process rather than viewing them as passive observers. To this end, we introduce PEAR (Preference Elicitation for Algorithmic Recourse), the first human-in-the-loop approach for generating *personalized* recourse tailored for a target end-user. Our algorithm integrates AR and ideas from interactive Preference Elicitation (PE) [22, 23, 24, 25, 26, 27] in a fully Bayesian setup. PEAR goes beyond existing approaches in that the costs of actions are estimated from user feedback and prior information. In each iteration, PEAR identifies a *small* selection of alternative interventions – a *choice set* – that optimizes a sound measure of information gain (the *Expected Utility of Selection* (EUS) [26, 28]) and then asks the user to pick their preferred option. Using this feedback, PEAR quickly improves its estimate of the user’s preferences and generates interventions that get progressively closer to the user’s ideal. See Fig. 1 for an overview.

**Contributions:** Summarizing, we:

- Introduce the problem of *personalized algorithmic recourse*, and show that existing approaches are insufficient to solve it.
- Develop PEAR, the first human-in-the-loop, Bayesian approach for computing *personalized* interventions that is robust to noise in user feedback and minimizes user effort.
- Evaluate PEAR on synthetic and real-world datasets and show that it can generate substantially – up to 50% – cheaper interventions than user-agnostic competitors after only a handful of queries.

## 2 Problem Statement

The user *state*  $\mathbf{s} \in \mathcal{S} \subseteq \mathbb{R}^d$  is a vector of  $d$  categorical and real-valued features encoding, *e.g.*, instruction level and income. An *action*  $a \in \mathcal{A}$  is a map that takes a state  $\mathbf{s}$  and changes a *single* feature, yielding a new state  $\mathbf{s}' = a(\mathbf{s})$ , and expresses a recommendation of the form “*Increase your*

income by \$100.” Given a (black-box) binary classifier<sup>1</sup>  $h : \mathcal{S} \rightarrow \{0, 1\}$  and a user state  $s$  leading to an undesirable decision  $y = h(s)$ , AR computes an *intervention* – i.e., an ordered set of actions  $I = \{a^{(1)}, \dots, a^{(|I|)}\}$  – that can be applied to  $s$  to obtain a counterfactual state  $s'$  associated to a more desirable outcome  $h(s') \neq y$ , *all while minimizing user effort*.

Approaches to AR assume the user effort is proportional to the number of actions that need to be carried out, and minimize it by searching for *short* interventions  $I$ . However, this is unrealistic and impractical. For instance, changing job into a highly skilled one may not be realistic without obtaining a Master’s degree first. Motivated by this, we introduce a new problem setting, denoted *personalized algorithmic recourse*:

**Definition 1 (Personalized Algorithmic Recourse)** *Given a black-box binary classifier  $h$  and a user state  $s$ , acquire a cost function  $C(I | \mathbf{w})$  for interventions such that the intervention  $I^*$  obtained by solving the following optimization problem:*

$$I^* \in \operatorname{argmin}_I C(I | \mathbf{w}) \quad \text{s.t.} \quad h(I(s^{(0)})) \neq h(s^{(0)}) \quad (1)$$

*has minimal regret for the target user, defined as:*

$$\operatorname{Reg}(I^*, I^{GT}) = C(I^* | \mathbf{w}^{GT}) - C(I^{GT} | \mathbf{w}^{GT}) \quad (2)$$

*where  $\mathbf{w}^{GT}$  encodes the ground-truth but unobservable preferences of the user and  $I^{GT}$  is the “ideal” intervention that would be obtained by solving Eq. (1) using  $\mathbf{w}^{GT}$ .*

The similarity of Eq. (1) to existing formulations of AR can be misleading, as here the key challenge is that of obtaining weights  $\mathbf{w}$  that reflect the user’s own preferences. We discuss how PEAR does so in Section 4.

### 3 Related work

*Counterfactual explanations* (CEs) are a class of local, human-understandable explanations [29, 30] that convey information about changes to input variables that overturn a machine decision [31, 32]. AR aims to identify *actionable* CEs that attain recourse for the user [33, 9]. Existing approaches to AR solve Eq. (1) via diverse optimization methods [29, 10, 34, 8, 15, 16, 17, 18] or by learning a general policy [11, 7, 35]. Most methods simply return a set of actions, disregarding their order. However, recent research showed that ignoring the causal relationship between features prevents reaching optimal recourse [6]. Some methods thus optimize for recourse plans, i.e., *sequences* of actions attaining recourse, following a causal setup [12, 6, 36, 7, 8, 21]. PEAR follows this paradigm and considers the interplay between features when finding recourse.

Most AR approaches assume that the cost function is fully specified beforehand [29, 10, 20, 17, 21], ignoring the problem of modelling user preferences altogether. The few that explicitly deal with user preferences do so in a naïve manner. Some of them [15, 16, 18, 19] ask users to pick their preferred option from a *large* pool of user-agnostic recourse plans, that is not guaranteed to contain a low-cost option for the user. This is also impractical, as users can only properly evaluate a limited number of alternatives at a time [37, 38]. Others require users to *quantify* the cost of each possible action upfront [9, 20, 17, 21], or via numerical constraints [34, 17], yet end-users can rarely articulate their preferences in a quantitative manner [39]. PEAR sidesteps this issue by learning preferences from ranking data, i.e., relative judgments of the form “I prefer option  $A$  to option  $B$ ” [40].

AR is specifically concerned with high-stakes scenarios, such as loan requests, that users face at most a handful of times in their lifetime. In these settings, it is impossible to estimate user preferences from historical data. In recommender systems, this issue has been solved through *preference elicitation*, whereby the user’s preferences are estimated through a human-friendly interaction protocol [23]. In order to converge to high-quality options with minimal user effort, PE algorithms select queries (i.e., questions to the user) that maximize information gain and that are easy to answer. A popular option is *choice queries*, in which the user has to select a preferred item from a small set of alternatives. PEAR builds on Bayesian PE methods, as they account for imprecision in users’ answers [22, 25, 26] in a principled way by measuring the information gain of choice sets in terms of Expected Utility of Selection [28]. Similarly to PEAR, Rawal and Lakkaraju [20] estimate cost weights from preference

<sup>1</sup>It is straightforward to adapt our approach to deal with multiclass classification problems.

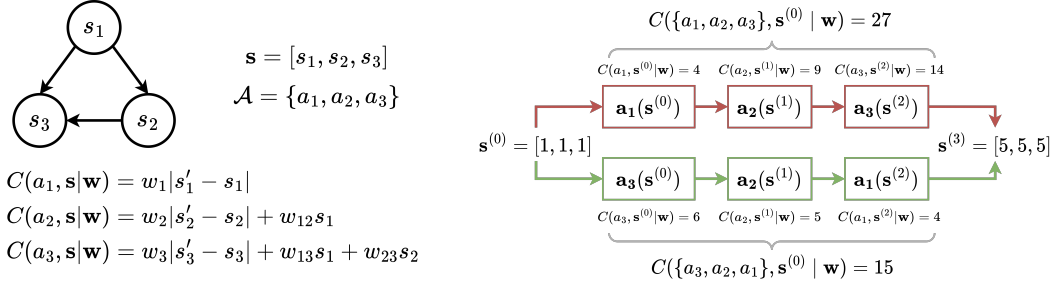


Figure 2: **The cost model** (Left) A *Linear Structural Causal Model* for cost modelling. (Right) Given  $\mathbf{s}^{(0)} = [1, 1, 1]$  and unit  $\mathbf{w}$ , let us imagine we want to reach  $\mathbf{s}^{(3)} = [5, 5, 5]$  by following the presented SCM and the intervention  $I = \{a_1, a_2, a_3\}$ , where  $\forall i \ a_i$  assign  $s_i \leftarrow 5$ . Clearly, we incur different costs by applying permuted versions of  $I$ . The green path indicates the lower-cost intervention.

feedback. However, they collect feedback from *domain experts* in a non-interactive fashion and learn *population-level* preferences that are not personalized, thus failing to minimize Eq. (2). Population-level estimates can lead to recourse that is largely suboptimal for specific individuals, as will be shown in our experimental evaluation.

#### 4 Personalized Algorithmic Recourse with PEAR

Before describing PEAR, we discuss how we model the user’s preferences and how these impact the costs of actions and interventions. We formalize the user effort required to perform an action as a *cost function*  $C : \mathcal{A} \times \mathcal{S} \rightarrow \mathbb{R}^+$ . In order to account for interactions between action costs, we model  $C$  using a linear *Structural Causal Model* (SCM) [41] parameterized by weights  $\mathbf{w}$ . This SCM is a directed graph where each node is associated with the cost  $w_k$  of changing a single feature  $s_k$  and each edge represents a causal relationship between two costs, parameterized by  $w_{hk} \in \mathbb{R}$ .

Then, following the structural assignments induced by the SCM, we define the cost of applying an action  $a_k$  to a state  $\mathbf{s}$  to change the  $k$ -th feature from  $s_k$  to  $s'_k$  as a linear combination:

$$C(a_k, \mathbf{s} \mid \mathbf{w}) = w_k |s'_k - s_k| + \sum_{h \in Pa_k} w_{hk} s_h \quad (3)$$

Here,  $Pa_k$  are the *parents* of the  $k$ -th node in the graph. An example of cost function is shown in Fig. 2. The cost of an intervention is the sum of the costs of all actions it contains, that is:

$$C(I \mid \mathbf{w}) = \sum_{i=0}^{|I|} C(a^{(i)}, \mathbf{s}^{(i)} \mid \mathbf{w}) \quad (4)$$

Here,  $\mathbf{s}^{(i)}$  is the state obtained by applying action  $a^{(i-1)}$  to state  $\mathbf{s}^{(i-1)}$ , and  $\mathbf{s}^{(0)} = \mathbf{s}$  is the initial state. We denote with  $I(\mathbf{s}^{(0)})$  the operation of applying each action  $a \in I$  sequentially. Eq. (3) does not define a simple linear model, but it accounts for a richer set of interactions. For example, given two actions  $a_1$  and  $a_2$ , their cost is not additive, meaning  $C(a_1, \mathbf{s} \mid \mathbf{w}) + C(a_2, \mathbf{s} \mid \mathbf{w}) \neq C(\{a_1, a_2\}, \mathbf{s} \mid \mathbf{w})$ . We can show it with a simple example.

**Example of non-additivity of Eq. (3).** Consider a simple SCM with two nodes  $s_1 \rightarrow s_2$ , with  $\mathbf{s} = (s_1, s_2)$  and  $\mathbf{w} = (w_1, w_2, w_{12})$ , and an instance  $\mathbf{s} = (1, 1)$  and  $\mathbf{w} = (1, 0.5, 1)$ . We define two actions,  $a_1$  and  $a_2$ , which simply set the corresponding features  $s_i$  to 2. Using Eq. (3), we can compute the cost of applying the single action as

$$C(a_1, \mathbf{s} \mid \mathbf{w}) = 1|2 - 1| = 1 \quad C(a_2, \mathbf{s} \mid \mathbf{w}) = 0.5|2 - 1| + 1 = 1.5 \quad (5)$$

By Eq. (4), the cost of the intervention  $\{a_1, a_2\}$  is  $C(\{a_1, a_2\}, \mathbf{s} \mid \mathbf{w}) = 3.5 \neq 1.5 + 1$ , hence the costs are *not* additively independent. Moreover, Eq. (4) considers the *order* in which actions are applied, *i.e.*,  $\exists \mathbf{w}$  such that  $C(\{a_1, a_2\}, \mathbf{s} \mid \mathbf{w}) \neq C(\{a_2, a_1\}, \mathbf{s} \mid \mathbf{w})$ , as shown in Fig. 2(b).

---

**Algorithm 1** The PEAR algorithm:  $h : \mathcal{S} \rightarrow \{0, 1\}$  is a classifier,  $\mathbf{s}^{(0)} \in \mathcal{S}$  the initial state,  $\mathcal{A}$  the available actions,  $p(\mathbf{w})$  the prior,  $T \geq 1$  the query budget,  $k \geq 2$  is the size of choice sets.

---

```

1: procedure PEAR( $h, \mathbf{s}^{(0)}, \mathcal{A}, T, k$ )
2:   Initialize  $t \leftarrow 0$ ,  $\mathcal{D}^{(0)} \leftarrow \emptyset$ 
3:   for  $t = 1, \dots, T$  do
4:      $O^{(t)} \leftarrow \text{SUBMOD-CHOICE}(h, \mathbf{s}^{(t-1)}, \mathcal{A}, k, \mathcal{D}^{(t-1)})$  ▷ Algorithm 2
5:     Ask the user to pick the best intervention  $\hat{I} \in O^{(t)}$ 
6:      $\mathcal{D}^{(t)} \leftarrow \mathcal{D}^{(t-1)} \cup \{\hat{I}\}$ 
7:     Update weight estimate  $p(\mathbf{w} \mid \mathcal{D}^{(t)})$ 
8:      $\mathbf{s}^{(t)} \leftarrow \hat{I}_1(\mathbf{s}^{(t-1)})$ 
9:     if  $h(\mathbf{s}^{(t)}) \neq h(\mathbf{s}^{(0)})$  then
10:       $\mathbf{s}^{(t)} \leftarrow \mathbf{s}^{(0)}$ 
11:      $I^* = \text{W-FARE}(h, \mathbf{s}^{(0)}, \mathbf{w}^*)$  with  $\mathbf{w}^* = \mathbb{E}_{P(\mathbf{w} \mid \mathcal{D}^{(T)})}[\mathbf{w}]$  ▷ Section 4.2
12:   return  $I^*$ 

```

---

#### 4.1 The PEAR Algorithm

In order to account for uncertainty over the user’s weights  $\mathbf{w}$ , PEAR explicitly models a distribution  $P(\mathbf{w})$  over them and progressively refines it by interacting with a target user. A high-level overview of PEAR is given in Fig. 1 and the pseudo-code is listed in Algorithm 1.

In each iteration  $t = 1, \dots, T$ , where  $T$  is the iteration budget, PEAR computes a *choice set*  $O^{(t)} \in \mathcal{I}^k$  containing  $k$  candidate interventions achieving recourse (for a small  $k$ , e.g., 2 to 4) and asks the user to indicate their most preferred option in the set. Importantly,  $O^{(t)}$  is chosen so as to maximize the (expected) information gained from the user, and in a way that is robust to noise in their feedback. We detail the exact procedure used by PEAR in Section 4.3. These user choices are stored in an initially empty dataset  $\mathcal{D}^{(t)}$ . In each step, PEAR integrates the user’s feedback by inferring a posterior over the weights  $P(\mathbf{w} \mid \mathcal{D}^{(t)}) \propto P(\mathcal{D}^{(t)} \mid \mathbf{w})P(\mathbf{w})$  using Bayesian inference, and updates the user state by applying the first action  $\hat{I}_1$  of the chosen intervention. We apply a single action so as to elicit user preferences in all intermediate states. If a state achieving recourse is reached, the user state is reinitialized. After  $T$  rounds,<sup>2</sup> PEAR computes a low-cost personalized intervention by applying the intervention generation procedure described in Section 4.2, biased according to the latest posterior  $p(\mathbf{w} \mid \mathcal{D}^{(t)})$ .

PEAR makes no assumption on the form of the prior  $P(\mathbf{w})$ , meaning that the prior can be adjusted based on the application. In order to model both variances across the preferences of individuals and for sub-groups in the population, in this work we model it as a mixture of Gaussians with  $M$  components  $\mathcal{N}_i(\mu_i, \Sigma_i)$ , for  $i = 1, \dots, M$ . This choice works well in our experiments, see Section 5. Note that, analogously to [20], it is also possible to fit the prior on population-level preference data or domain expert input, whenever this is available. In our experiments, we do this for *all* competitors.

#### 4.2 Generating Personalized Interventions with W-FARE

PEAR generates personalized interventions by leveraging a novel, *user-aware* extension of FARE [7], a state-of-the-art algorithm for generating short – but *user-agnostic* – interventions, which we briefly outline next. In FARE, each action  $a \in \mathcal{A}$  is implemented as a tuple  $(f, x)$ , where  $f$  is a function changing *one* feature and  $x$  is the value that feature takes, e.g.,  $(\text{change\_income}, \$1000)$ . Given an initial state  $\mathbf{s}$ , FARE uses reinforcement learning to learn two probabilistic policies  $\pi_f(\mathbf{s})$  and  $\pi_x(\mathbf{s})$ , which are used as priors to guide a Monte Carlo Tree Search procedure that incrementally builds an intervention  $I$  by selecting actions  $a^{(i)} \in \mathcal{A}$ . In order to ensure interventions are *actionable*, actions  $a$  are only chosen if they satisfy given preconditions. The reward used by FARE is  $r(I) = \rho^{|I|} \cdot \mathbb{1}\{h(I(\mathbf{s}^{(0)})) \neq h(\mathbf{s}^{(0)})\}$ , where  $\rho > 0$  is a discount factor and the indicator evaluates to 1 if  $I$  attains recourse and to 0 otherwise. FARE is highly scalable and very effective at identifying counterfactual interventions even under a minimal training budget [7].

---

<sup>2</sup>In practice, the loop can be terminated as soon as the user is satisfied with one of the interventions in  $O^{(t)}$ .

FARE is user-agnostic, while PEAR needs to generate *personalized* interventions. We fill this gap by introducing W-FARE, a novel extension of FARE that integrates the user’s costs into the reward while inheriting all benefits of the latter. Recall that PEAR maintains a posterior over the weights. The *expected cost of an action* can thus be obtained by marginalizing over the posterior:

$$\mathbb{E}[C(a, \mathbf{s}) \mid \mathcal{D}^{(t)}] = \int_{\mathbf{w}} C(a, \mathbf{s} \mid \mathbf{w}) P(\mathbf{w} \mid \mathcal{D}^{(t)}) d\mathbf{w} \quad (6)$$

Analogously, the cost of an intervention  $I$  is replaced by the expectation:

$$\mathbb{E}[C(I) \mid \mathcal{D}^{(t)}] = \sum_{i=0}^{|I|} \mathbb{E}[C(a^{(i)}, \mathbf{s}^{(i)}) \mid \mathcal{D}^{(t)}] \quad (7)$$

The W-FARE reward function is then given by  $r(I \mid \mathbf{w}) \propto \rho^{\mathbb{E}[C(I \mid \mathcal{D}^{(t)})]} \cdot \mathbb{1}\{h(I(\mathbf{s}^{(0)})) \neq h(\mathbf{s}^{(0)})\}$ . This explicitly drives RL to learn policies that optimize user-specific action costs and that, therefore, help MCTS to more quickly converge to *personalized* interventions. We show empirically that PEAR is substantially more effective than FARE at computing personalized interventions in [Section 5](#).

### 4.3 Computing Informative Choice Sets

Given the current posterior  $P(\mathbf{w} \mid \mathcal{D}^{(t)})$ , PEAR computes a *choice set* containing  $k$  interventions  $I$  that maximizes information gain [22]. We measure the latter using the *Expected Utility of Selection* (EUS) [28], a measure of the goodness of a set defined as the expectation, under the uncertainty over  $\mathbf{w}$ , of the utility of its most preferred element. EUS is closely related to the Expected Value of Information (EVOI), and frequently used in Bayesian PE [42, 26, 43, 28]. The EUS builds on the notion of *expected utility of an intervention*  $I$ , which is defined as:

$$\text{EU}(I \mid \mathcal{D}^{(t)}) = \mathbb{E}[-C(I) \mid \mathcal{D}^{(t)}] = - \int_{\mathbf{w}} C(I \mid \mathbf{w}) P(\mathbf{w} \mid \mathcal{D}^{(t)}) d\mathbf{w} \quad (8)$$

The EUS of a choice set  $O$  can then be defined as:

$$\begin{aligned} \text{EUS}_R(O \mid \mathcal{D}^{(t)}) &= \sum_{I \in O} P_R(O \rightsquigarrow I) \text{EU}(I \mid \mathcal{D}^{(t)}) \\ &= - \int_{\mathbf{w}} \left[ \sum_{I \in O} P_R(O \rightsquigarrow I \mid \mathbf{w}) C(I \mid \mathbf{w}) \right] P(\mathbf{w} \mid \mathcal{D}^{(t)}) d\mathbf{w} \end{aligned} \quad (9)$$

Here,  $P_R(O \rightsquigarrow I \mid \mathbf{w})$  is the probability that a user with weights  $\mathbf{w}$  picks  $I$  from  $O$ , under a specific choice of *response model*  $R$  modelling noise in user choices. Intuitively, we expect users tend to prefer interventions  $I \in O$  that cost less than that of the other interventions in  $O$  and that interventions with similar costs have a similar probability of being chosen. Motivated by this, and following common practice in choice modelling [44], in PEAR we implement a *logistic response model* ( $L$ ), defined as:

$$P_L(O \rightsquigarrow I \mid \mathbf{w}) = \frac{\exp(-\lambda C(I \mid \mathbf{w}))}{\sum_{I \in O} \exp(-\lambda C(I \mid \mathbf{w}))} \quad (10)$$

Here,  $\lambda \in \mathbb{R}$  is a temperature parameter. Finding a choice set  $O$  maximizing the EUS is intractable in general – *NP-hard* [45, 46], in fact – and computationally intensive in practice, and risks slowing down the interaction loop to the point of estranging users. We observe that, however, under some response models  $R$ , the EUS becomes *submodular* [46] and *monotonic*. This is the case for the *noiseless* response model ( $NL$ ), according to which the user always prefers the lowest-cost option, *i.e.*,<sup>3</sup>

$$P_{NL}(O \rightsquigarrow I \mid \mathbf{w}) = \prod_{I, I' \in O : I \neq I'} \mathbb{1}\{C(I \mid \mathbf{w}) < C(I' \mid \mathbf{w})\} \quad (11)$$

This means that, for  $NL$ , greedy optimization is sufficient to find a choice set  $O$  that achieves high  $\text{EUS}_{NL}$  with approximation guarantees. Formally, it holds that for choice sets  $O$  found via greedy optimization,  $\text{EUS}_{NL}(O \mid \mathcal{D}) \geq (1 - e^{-1}) \text{EUS}_{NL}(O^* \mid \mathcal{D})$ , where  $O^*$  is the truly optimal choice set [26, 45, 46]. In PEAR, we leverage the fact that  $\text{EUS}_L - \text{EUS}_{NL}$  is always smaller than a problem independent (tight) bound [26], meaning that instead of minimizing  $\text{EUS}_L$  directly, we can compute a high-quality choice set by greedily maximizing  $\text{EUS}_{NL}$  instead. This immediately leads to a practical algorithm for the logistic response model  $L$ , listed in [Algorithm 2](#).

<sup>3</sup>For the sake of presentation, we assume that there are no ties. Note that the EUS formula is invariant to the way ties are broken. In our implementation, ties are broken uniformly at random.



---

**Algorithm 2** Greedy procedure to efficiently compute a choice set  $O$ :  $\mathbf{s}^{(t)} \in \mathcal{S}$  the current state,  $\mathcal{A}$  the available actions,  $k \geq 2$  is the size of choice sets,  $\mathcal{D}^{(t)}$  the user choices so far.

---

```

1: procedure SUBMOD-CHOICE( $\mathbf{s}^{(t)}, k, \mathcal{A}, \mathcal{D}^{(t)}$ )
2:    $O \leftarrow \emptyset$ 
3:    $\bar{\mathbf{w}} \leftarrow \mathbb{E}_{p(\mathbf{w}|\mathcal{D}^{(t)})}[\mathbf{w}]$ 
4:   while  $|O| < k$  do
5:     Generate the candidate interventions  $\mathcal{I}$  with W-FARE using  $\mathcal{A}$  and  $\bar{\mathbf{w}}$ 
6:      $\hat{I} \leftarrow \operatorname{argmax}_{\hat{I}} \operatorname{EUS}_{NL}(O \cup \hat{I} \mid \mathcal{D}^{(t)}) - \operatorname{EUS}_{NL}(O \mid \mathcal{D}^{(t)})$ 
7:      $O \leftarrow O \cup \{\hat{I}\}$ 
8:   return  $O$ 

```

---

#### 4.4 Benefits and limitations.

PEAR is designed to facilitate the application of AR to practical high-stakes tasks like loan approval. The main benefit of PEAR is that it provides *personalized* algorithmic recourse, which existing approaches are not capable of. Also, it follows a fully Bayesian setup for handling uncertainty over the estimated preferences and noise in user feedback. It also leverages ideas from preference elicitation – such as small *choice sets* and elicitation of relative preferences – to ensure the interaction is cognitively affordable.

Several steps of the algorithm – namely, evaluating the EUS (Eq. (9)) and the expected cost of interventions (Eq. (7)), and updating the posterior  $p(\mathbf{w} \mid \mathcal{D}^{(t)})$  – require to marginalize over the weights. Doing so involves evaluating a complex integral that cannot be solved analytically. We sidestep this issue by leveraging an efficient Monte Carlo approximation, and specifically *ensemble split sampling* [47, 48] and then averaging over the samples with the highest likelihood. We find that, empirically, this procedure is efficient – so much that it can support interactive usage – and leads to competitive results in our experiments, cf. Section 5.

## 5 Experiments

Our experimental evaluation is aimed at answering the following research questions:

- Q1** Does PEAR succeed in minimizing regret for increasing amount of user feedback?
- Q2** Does PEAR outperform competitors in terms of validity and cost?
- Q3** Is PEAR robust to imprecise knowledge of the causal graph of the user?

**Datasets and Classifiers.** We evaluated our approach on two real-world datasets taken from the relevant literature: GiveMeSomeCredit [49] and Adult [50]. They are (unbalanced) binary classification problems for income prediction and loan assignment respectively. The datasets have both categorical and numerical features. Some of these features are actionable (e.g., *occupation*, *education*), while others are immutable (e.g., *age*, *sex*, *native\_country*). These datasets come without a causal graph and users’ preferences over the features. Following previous work [6, 7, 8], we manually defined fixed SCMs for both. We randomly generated user-specific weights for each instance by sampling from a (dataset-specific) mixture of Gaussians with  $M = 6$  components. We then split the data into training (70%), validation (10%) and test (20%) sets. For each dataset, we designed the black-box classifier  $h$  as an MLP with two hidden layers. We trained it by cross-entropy minimization, selecting the hyperparameters which maximise the  $F_1$  score on the validation set.

**“Easy” vs. “Hard” Users.** Intuitively, users close to the decision boundary of the black-box  $h$  will require few actions to achieve recourse, while users to whom  $h$  assigns a low score might need longer and more complex interventions. Understanding the preferences of these “hard” users is crucial since a wrong suggestion might increase sensibly the overall cost for them. For each dataset, we thus built two separate testing sets. The first one, named A11, is obtained by sampling 300 users  $\mathbf{s}$  with an unfavourable classification ( $h(\mathbf{s}) < 0.5$ ), regardless of the actual value of  $h$ . The second one, named Hard, is obtained by sampling 300 users with an unfavourable classification having a score in the lower quartile of the black-box score distribution.

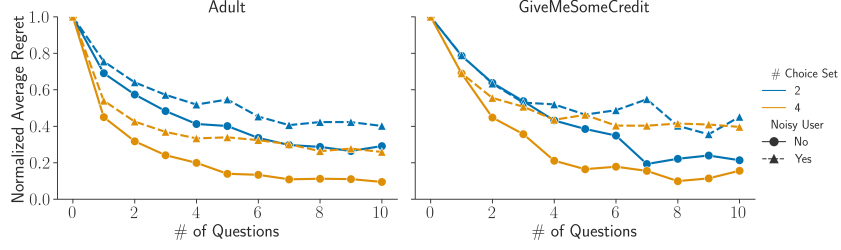


Figure 3: Normalized Average Regret for PEAR when varying the number of questions, the choice set size and the user response model on both datasets (sampled from All users).

Table 1: Performance of all competitors averaged over 10 runs. A ‘-’ indicates that the method did not find *any* successful intervention for *any* user.  $\text{PEAR}_{NL}$  and  $\text{PEAR}_L$  indicate PEAR associated with the noiseless and logistic response model, respectively. The best results are boldfaced.

Users	Method	Validity	Adult			GiveMeSomeCredit		
			Cost	Length	Validity	Cost	Length	
All	FARE	$0.97 \pm 0.16$	$257.48 \pm 191.58$	$3.04 \pm 1.06$	$0.83 \pm 0.27$	$132.52 \pm 97.26$	$2.97 \pm 1.08$	
	RL	$0.86 \pm 0.31$	$247.84 \pm 190.58$	$2.94 \pm 1.06$	-	-	-	
	EFARE	$0.85 \pm 0.33$	$267.08 \pm 192.45$	$3.10 \pm 1.14$	$0.67 \pm 0.37$	$123.18 \pm 96.57$	$2.84 \pm 1.06$	
	CSCF	$0.80 \pm 0.30$	$171.69 \pm 140.69$	<b><math>2.64 \pm 0.66</math></b>	$0.60 \pm 0.40$	$101.31 \pm 113.46$	<b><math>2.52 \pm 1.10</math></b>	
	MCTS	$0.44 \pm 0.44$	$439.78 \pm 202.44$	$4.55 \pm 1.26$	$0.72 \pm 0.41$	$220.98 \pm 105.71$	$4.18 \pm 1.24$	
	FACE	$0.14 \pm 0.19$	$410.79 \pm 96.77$	$4.00 \pm 0.59$	$0.23 \pm 0.36$	$328.68 \pm 46.15$	$6.09 \pm 0.52$	
	$\text{PEAR}_{NL}$ (ours)	<b><math>1.00 \pm 0.03</math></b>	<b><math>135.22 \pm 49.87</math></b>	$2.90 \pm 0.52$	<b><math>0.89 \pm 0.00</math></b>	<b><math>92.81 \pm 26.27</math></b>	$2.85 \pm 0.35$	
	$\text{PEAR}_L$ (ours)	<b><math>1.00 \pm 0.03</math></b>	<b><math>140.18 \pm 52.35</math></b>	$2.88 \pm 0.49$	<b><math>0.89 \pm 0.02</math></b>	<b><math>98.03 \pm 29.23</math></b>	$2.94 \pm 0.45$	
Hard	FARE	$0.92 \pm 0.28$	$445.17 \pm 210.11$	$4.33 \pm 1.31$	$0.35 \pm 0.42$	$297.03 \pm 91.19$	$4.82 \pm 0.70$	
	RL	$0.71 \pm 0.44$	$421.39 \pm 209.66$	$4.11 \pm 1.34$	-	-	-	
	EFARE	$0.69 \pm 0.45$	$438.38 \pm 213.34$	$4.24 \pm 1.35$	$0.13 \pm 0.33$	$305.16 \pm 75.11$	$4.75 \pm 0.57$	
	CSCF	$0.32 \pm 0.43$	$386.73 \pm 132.16$	$3.87 \pm 0.60$	$0.14 \pm 0.33$	<b><math>189.26 \pm 113.89</math></b>	<b><math>3.33 \pm 1.08</math></b>	
	MCTS	$0.21 \pm 0.40$	$573.09 \pm 140.24$	$5.56 \pm 0.70$	$0.40 \pm 0.44$	$346.73 \pm 97.86$	$5.43 \pm 0.87$	
	FACE	$0.00 \pm 0.04$	$448.72 \pm 0.00$	$5.20 \pm 0.00$	$0.20 \pm 0.34$	$441.98 \pm 41.74$	$7.09 \pm 0.46$	
	$\text{PEAR}_{NL}$ (ours)	<b><math>0.99 \pm 0.09</math></b>	<b><math>299.03 \pm 43.62</math></b>	<b><math>3.41 \pm 0.50</math></b>	<b><math>0.58 \pm 0.04</math></b>	$242.43 \pm 45.53$	$4.59 \pm 0.38$	
	$\text{PEAR}_L$ (ours)	<b><math>0.98 \pm 0.09</math></b>	<b><math>305.24 \pm 54.99</math></b>	<b><math>3.40 \pm 0.54</math></b>	<b><math>0.58 \pm 0.03</math></b>	$256.81 \pm 46.07$	$4.64 \pm 0.36$	

**Competitors.** We compare PEAR against several baselines: FARE and its explainable version EFARE [7], CSCF [8], an evolutionary algorithm which, similarly to FARE, generates recourse options by considering causal cost functions and action sets  $\mathcal{A}$ , and FACE [34], a well-know AR algorithm, which optimizes for population-based "feasible paths" to achieve recourse. We also consider two simpler baselines, a brute-force search (MCTS) and a vanilla reinforcement learning agent (RL), trained in a similar way as [51, 35]. Note that all the competitors are model-agnostic and *not* interactive, since they assume the users' costs to be fixed.

**Experimental Protocol.** For PEAR, we vary the number of questions  $T$  to the user from 0 to 10. For  $T = 0$ , we initialize the weights with the expected value of the prior,  $\mathbb{E}_{P(\mathbf{w})}[\mathbf{w}]$ , that represents a user-independent population-based prior. Moreover, we employ two user response models, the *noiseless* model (Eq. (11)), to check the effectiveness of our approach in the best-case scenario where the user can perfectly express their preferences, and the *logistic* model (Eq. (10)), to challenge our approach in a more realistic scenario. To provide a fair comparison, we equip the competitors with the causal cost function and set their weights to the expected value of the prior.

**Q1: PEAR successfully minimizes the regret.** Fig. 3 shows the evaluation of the regret as a function of the number of queries to the user. Here the ground-truth intervention  $I^{GT}$  (which is unknown) is approximated by running PEAR with the correct user costs  $\mathbf{w}^{GT}$ , and the regret is normalized by rescaling the costs between  $C(I^{GT} | \mathbf{w}^{GT})$  and  $C(I^{(0)} | \mathbf{w}^{GT})$  where we generate  $I^{(0)}$  using the expectation of the prior. We run PEAR with two different choice set dimensions,  $k = 2$  and  $k = 4$ , and for both noiseless and logistic response models. After a few questions, PEAR reaches a low regret in all settings. Generally, a larger choice set produces a lower regret, irrespective of the response model, with the downside of increasing the cognitive burden for the user. We now briefly summarize the results when  $T = 10$ . For the *Adult* dataset, the best regret is  $\approx 0.09$  for the noiseless user and  $k = 4$ , while the worst regret is  $\approx 0.40$  for the logistic response model and  $k = 2$ . For *GiveMeSomeCredit*, we get  $\approx 0.15$  (noiseless,  $k = 4$ ) and  $\approx 0.45$  (logistic,  $k = 2$ ). Overall, we can provide interventions which are at least 50% cheaper than their preference-agnostic counterparts.



Table 2: Evaluation of PEAR (with  $q = 10$  and a logistic noise model) for increasing amount of causal graph corruption, averaged over 10 runs. "None" indicates that the correct causal graph is being used.

Users	Corruption	Adult			GiveMeSomeCredit		
		Validity	Cost	Length	Validity	Cost	Length
All	None	$1.00 \pm 0.03$	$140.18 \pm 52.35$	$2.88 \pm 0.49$	$0.89 \pm 0.02$	$98.03 \pm 29.23$	$2.94 \pm 0.45$
	0.15	$1.00 \pm 0.04$	$225.90 \pm 66.95$	$3.27 \pm 0.41$	$0.89 \pm 0.00$	$105.45 \pm 30.89$	$2.75 \pm 0.54$
	0.25	$1.00 \pm 0.00$	$226.25 \pm 72.53$	$3.33 \pm 0.43$	$0.89 \pm 0.00$	$107.31 \pm 25.81$	$2.75 \pm 0.45$
	0.5	$1.00 \pm 0.03$	$236.05 \pm 66.11$	$3.28 \pm 0.38$	$0.89 \pm 0.00$	$114.45 \pm 38.69$	$2.81 \pm 0.53$
	1.0	$0.98 \pm 0.03$	$243.86 \pm 96.10$	$3.69 \pm 0.62$	$0.89 \pm 0.00$	$130.78 \pm 51.86$	$3.01 \pm 0.63$
Hard	None	$0.98 \pm 0.09$	$305.24 \pm 54.99$	$3.40 \pm 0.54$	$0.58 \pm 0.03$	$256.81 \pm 46.07$	$4.64 \pm 0.36$
	0.15	$0.99 \pm 0.00$	$307.71 \pm 46.34$	$3.04 \pm 0.61$	$0.58 \pm 0.00$	$262.26 \pm 48.36$	$4.65 \pm 0.36$
	0.25	$0.99 \pm 0.00$	$312.40 \pm 47.78$	$3.02 \pm 0.57$	$0.59 \pm 0.09$	$254.10 \pm 60.96$	$4.55 \pm 0.45$
	0.5	$0.99 \pm 0.00$	$310.71 \pm 48.30$	$3.19 \pm 0.65$	$0.58 \pm 0.06$	$276.56 \pm 38.22$	$4.68 \pm 0.39$
	1.0	$0.99 \pm 0.03$	$363.70 \pm 61.18$	$3.23 \pm 0.74$	$0.58 \pm 0.00$	$282.36 \pm 26.96$	$4.64 \pm 0.31$

**Q2: PEAR outperforms competitors in terms of validity and cost.** Following the AR literature [9, 33], we compare PEAR (with  $T = 10$ ) and all competitors in terms of average *validity*, i.e., fraction of users for which we obtained recourse, intervention *cost* and *length* (or *sparsity*), i.e., the number of features that have to be changed. Intervention costs are computed by using the true weights  $w^{GT}$ . Table 1 shows the results. PEAR manages to achieve the highest validity while also providing substantially cheaper interventions than the non-personalized competitors on average. This is true both for the noiseless and logistic response models. While CSCF tends to produce shorter interventions, these are in general more costly and have a larger cost variance with respect to those found by PEAR, confirming the intuition that length is a suboptimal proxy of intervention complexity. The only exception is the Hard setting of GiveMeSomeCredit, where however CSCF manages to achieve recourse for only 14% of the users, whereas PEAR achieves recourse in 58% of the cases. The difficulty of CSCF in achieving recourse is visible in all settings and severely limits its applicability. Furthermore, CSCF is 10 to 50 times more computationally expensive than PEAR, making it unsuitable for real-time interactive scenarios. The MCTS baseline has rather poor performance both in terms of validity and cost in all settings, while the RL baseline has a reasonably high validity on Adult but it completely fails to learn a policy achieving recourse on GiveMeSomeCredit. On the other hand, methods which combine MCTS and RL (FARE and EFARE) give better performance, which is aligned with previous results [7], but are still suboptimal with respect to PEAR in terms of both validity and cost. Finally, FACE struggles to achieve recourse since it needs to find a "feasible path" from the current user to a similar one *in the training set*, which is favourably classified.

**Q3: PEAR is robust to misspecifications of the causal graph.** In the previous experiments, following other research works [6, 7, 8], we assumed to know the structure of the SCM a-priori. However, in a real scenario, we might have instead an *approximate* causal graph. Table 2 shows the validity, cost and length of the interventions found by removing  $X\%$  of edges from the causal graph, with  $X \in \{0.15, 0.25, 0.50, 1.00\}$ . Validity is almost unaffected by corruption in all settings since it only impacts the computation of the cost. On the other hand, as expected, increasing the amount of graph corruption reduces the effectiveness of user feedback. However, the degradation is not dramatic. Indeed, if we look at the Hard evaluation, the increase in cost is negligible (around 2%) with up to 25% randomly removed edges. When considering All users, the degradation is more evident, but still within 10% for GiveMeSomeCredit, while for Adult it goes up to 60%. The setting  $X = 1.0$  is equivalent to a non-causal cost function, in which acting on a feature has always the same cost, irrespective of the others. It is the common choice of many works dealing with AR [29, 10, 34]. Under such a setting, even with elicitation, the interventions are up to 70% more expensive than if we were to consider interactions between features. Overall, results clearly indicate that PEAR can suggest reasonable cost interventions even with a largely misspecified causal graph. This is apparent when comparing these results with those in Table 1. Even with 50% randomly removed edges, PEAR recommends interventions that are cheaper than all competitors but CSCF, that however has a substantially lower validity.

## 6 Conclusion

In this work, we identify the problem of *personalized* algorithmic recourse as a fundamental stepping stone for ensuring recourse is usable in real-world applications, and develop PEAR, the first algorithm able to provide *personalized* interventions. Our experimental evaluation shows that PEAR substantially outperforms existing (non-personalized) solutions in terms of both validity and intervention cost with only a handful of queries to the user. We hope that this initial contribution can foster further research in the community to work towards a more realistic form of algorithmic recourse that can be successfully deployed in real-world scenarios. As for all methods dealing with algorithmic recourse, the effectiveness of the approach should, in principle, be evaluated on real users. However, this evaluation is highly non-trivial (and thus still missing in the algorithmic recourse literature) because it requires the creation of a realistic scenario where a user feels to be *unfairly treated* in some machine-driven decision involving her life. The legal requirements that are progressively being introduced to regulate AI systems [52] could contribute to making the information needed to set up such a scenario available in the near future.

**Broader Impact.** In principle, we develop these methods to increase the fairness of the current machine learning systems. However, we need to consider the potential bad ethical ramifications of these technologies. Eliciting users' preferences might entail asking sensitive questions, or malicious entities could exploit these procedures to "hack" and twist the intervention generation. These considerations can be mitigated by research on adversarial attacks to ensure the method's robustness. Moreover, legal advice might be needed to manage personal user data.

## Acknowledgments and Disclosure of Funding

We acknowledge the support of the MUR PNRR project FAIR - Future AI Research (PE00000013) funded by the NextGenerationEU. The research of AP and ST was partially supported by TAILOR, a project funded by EU Horizon 2020 research and innovation program under GA No 952215.

## References

- [1] Julia Dressel and Hany Farid. The accuracy, fairness, and limits of predicting recidivism. *Science advances*, 4(1):eaao5580, 2018.
- [2] Mohammad Ahmad Sheikh, Amit Kumar Goel, and Tapas Kumar. An approach for prediction of loan approval using machine learning algorithm. In *2020 International Conference on Electronics and Sustainable Communication Systems (ICESC)*, pages 490–494. IEEE, 2020.
- [3] Cynthia Liem, Markus Langer, Andrew Demetriou, Annemarie MF Hiemstra, Achmadnoer Sukma Wicaksana, Marise Ph Born, and Cornelius J König. Psychology meets machine learning: Interdisciplinary perspectives on algorithmic job candidate screening. In *Explainable and interpretable models in computer vision and machine learning*, pages 197–253. Springer, 2018.
- [4] Tae Keun Yoo, Ik Hee Ryu, Geunyoung Lee, Youngnam Kim, Jin Kuk Kim, In Sik Lee, Jung Sub Kim, and Tyler Hyungtaek Rim. Adopting machine learning to automatically identify candidate patients for corneal refractive surgery. *NPJ digital medicine*, 2(1):1–9, 2019.
- [5] Suresh Venkatasubramanian and Mark Alfano. The philosophical basis of algorithmic recourse. In *Proceedings of the 2020 conference on fairness, accountability, and transparency*, pages 284–293, 2020.
- [6] Amir-Hossein Karimi, Bernhard Schölkopf, and Isabel Valera. Algorithmic recourse: from counterfactual explanations to interventions. In *Proceedings of the 2021 ACM Conference on Fairness, Accountability, and Transparency*, pages 353–362, 2021.
- [7] Giovanni De Toni, Bruno Lepri, and Andrea Passerini. Synthesizing explainable counterfactual policies for algorithmic recourse with program synthesis. *Machine Learning*, pages 1–21, 2023.
- [8] Philip Naumann and Eirini Ntoutsi. Consequence-aware sequential counterfactual generation. In *Joint European Conference on Machine Learning and Knowledge Discovery in Databases*, pages 682–698. Springer, 2021.

- [9] Amir-Hossein Karimi, Gilles Barthe, Bernhard Schölkopf, and Isabel Valera. A survey of algorithmic recourse: Contrastive explanations and consequential recommendations. *ACM Comput. Surv.*, 55(5), dec 2022. ISSN 0360-0300. doi: 10.1145/3527848. URL <https://doi.org/10.1145/3527848>.
- [10] G. Ramakrishnan, Y. C. Lee, and A. Albarghouthi. Synthesizing action sequences for modifying model decisions. In *AAAI*, volume 34, pages 5462–5469, 2020.
- [11] S. Yonadav and W. S. Moses. Extracting incentives from black-box decisions. *CoRR*, abs/1910.05664, 2019. URL <http://arxiv.org/abs/1910.05664>.
- [12] B. Ustun, A. Spangher, and Y. Liu. Actionable recourse in linear classification. In *FAT\**, pages 10–19, 2019.
- [13] A. Karimi, J. von Kügelgen, B. Schölkopf, and I. Valera. Algorithmic recourse under imperfect causal knowledge: a probabilistic approach. In *NeurIPS*, 2020. URL <https://proceedings.neurips.cc/paper/2020/file/02a3c7fb3f489288ae6942498498db20-Paper.pdf>.
- [14] S. Tsirtsis and M. Rodriguez. Decisions, counterfactual explanations and strategic behavior. In *NeurIPS*, 2020. URL <https://proceedings.neurips.cc/paper/2020/hash/c2ba1bc54b239208cb37b901c0d3b363-Abstract.html>.
- [15] Chris Russell. Efficient search for diverse coherent explanations. *FAT\* '19*, New York, NY, USA, 2019. Association for Computing Machinery. ISBN 9781450361255. doi: 10.1145/3287560.3287569. URL <https://doi.org/10.1145/3287560.3287569>.
- [16] R. K. Mothilal, A. Sharma, and C. Tan. Explaining machine learning classifiers through diverse counterfactual explanations. In *FAT\**, pages 607–617, 2020.
- [17] Zijie J Wang, Jennifer Wortman Vaughan, Rich Caruana, and Duen Horng Chau. Gam coach: Towards interactive and user-centered algorithmic recourse. In *Proceedings of the 2023 CHI Conference on Human Factors in Computing Systems*, pages 1–20, 2023.
- [18] S. Dandl, C. Molnar, M. Binder, and B. Bischl. Multi-objective counterfactual explanations. In *PPSN*, pages 448–469. Springer, 2020.
- [19] Prateek Yadav, Peter Hase, and Mohit Bansal. Low-cost algorithmic recourse for users with uncertain cost functions. *arXiv preprint arXiv:2111.01235*, 2021.
- [20] Kaivalya Rawal and Himabindu Lakkaraju. Beyond individualized recourse: Interpretable and interactive summaries of actionable recourses. *Advances in Neural Information Processing Systems*, 33:12187–12198, 2020.
- [21] Divyat Mahajan, Chenhao Tan, and Amit Sharma. Preserving causal constraints in counterfactual explanations for machine learning classifiers. *arXiv preprint arXiv:1912.03277*, 2019.
- [22] Urszula Chajewska, Daphne Koller, and Ronald Parr. Making rational decisions using adaptive utility elicitation. In *AAAI/IAAI*, pages 363–369, 2000.
- [23] Craig Boutilier. A pomdp formulation of preference elicitation problems. In *AAAI*, pages 239–246, 2002.
- [24] Darius Braziunas and Craig Boutilier. Minimax regret based elicitation of generalized additive utilities. In *UAI*, pages 25–32, 2007.
- [25] Shengbo Guo and Scott Sanner. Real-time multiattribute bayesian preference elicitation with pairwise comparison queries. In *AISTATS*, pages 289–296, 2010.
- [26] Paolo Viappiani and Craig Boutilier. Optimal Bayesian recommendation sets and myopically optimal choice query sets. *Advances in neural information processing systems*, 23, 2010.
- [27] Paolo Dragone, Stefano Teso, and Andrea Passerini. Constructive preference elicitation. *Frontiers in Robotics and AI*, 4:71, 2018.

- [28] Paolo Viappiani and Craig Boutilier. On the equivalence of optimal recommendation sets and myopically optimal query sets. *Artificial Intelligence*, 286:103328, 2020.
- [29] Sandra Wachter, Brent Mittelstadt, and Chris Russell. Counterfactual explanations without opening the black box: Automated decisions and the gdpr. *Harv. JL & Tech.*, 31:841, 2017.
- [30] Ruth MJ Byrne. Counterfactuals in explainable artificial intelligence (xai): Evidence from human reasoning. 2019.
- [31] R. Guidotti, A. Monreale, S. Ruggieri, D. Pedreschi, F. Turini, and F. Giannotti. Local rule-based explanations of black box decision systems. *CoRR*, abs/1805.10820, 2018. URL <http://arxiv.org/abs/1805.10820>.
- [32] I. Stepin, J. M. Alonso, and A. Catala and M. Pereira-Fariña. A survey of contrastive and counterfactual explanation generation methods for explainable artificial intelligence. *IEEE Access*, 9:11974–12001, 2021.
- [33] Sahil Verma, Varich Boonsanong, Minh Hoang, Keegan E Hines, John P Dickerson, and Chirag Shah. Counterfactual explanations and algorithmic recourses for machine learning: a review.
- [34] Rafael Poyiadzi, Kacper Sokol, Raul Santos-Rodriguez, Tijl De Bie, and Peter Flach. Face: feasible and actionable counterfactual explanations. In *Proceedings of the AAAI/ACM Conference on AI, Ethics, and Society*, pages 344–350, 2020.
- [35] Sahil Verma, Keegan Hines, and John P Dickerson. Amortized generation of sequential algorithmic recourses for black-box models. In *Proceedings of the AAAI Conference on Artificial Intelligence*, volume 36, pages 8512–8519, 2022.
- [36] Amir-Hossein Karimi, Julius Von Kügelgen, Bernhard Schölkopf, and Isabel Valera. Algorithmic recourse under imperfect causal knowledge: a probabilistic approach. *Advances in Neural Information Processing Systems*, 33:265–277, 2020.
- [37] Herbert A Simon. A behavioral model of rational choice. *The quarterly journal of economics*, pages 99–118, 1955.
- [38] James G March. Bounded rationality, ambiguity, and the engineering of choice. *The bell journal of economics*, pages 587–608, 1978.
- [39] Ralph L. Keeney and Howard Raiffa. *Decisions with Multiple Objectives: Preferences and Value Trade-Offs*. Cambridge University Press, 1993. doi: 10.1017/CBO9781139174084.
- [40] Johannes Furnkranz and Eyke Hullermeier. *Preference Learning*. Springer-Verlag, Berlin, Heidelberg, 1st edition, 2010. ISBN 3642141242.
- [41] Judea Pearl. *Causality*. Cambridge university press, 2009.
- [42] Robert Price and Paul R. Messinger. Optimal recommendation sets: Covering uncertainty over user preferences. In Manuela M. Veloso and Subbarao Kambhampati, editors, *Proceedings, The Twentieth National Conference on Artificial Intelligence and the Seventeenth Innovative Applications of Artificial Intelligence Conference, July 9-13, 2005, Pittsburgh, Pennsylvania, USA*, pages 541–548. AAAI Press / The MIT Press, 2005. URL <http://www.aaai.org/Library/AAAI/2005/aaai05-085.php>.
- [43] Riad Akrou, Marc Schoenauer, and Michèle Sebag. APRIL: active preference learning-based reinforcement learning. In Peter A. Flach, Tijl De Bie, and Nello Cristianini, editors, *Machine Learning and Knowledge Discovery in Databases - European Conference, ECML PKDD 2012, Bristol, UK, September 24-28, 2012. Proceedings, Part II*, volume 7524 of *Lecture Notes in Computer Science*, pages 116–131. Springer, 2012. doi: 10.1007/978-3-642-33486-3\_8. URL [https://doi.org/10.1007/978-3-642-33486-3\\_8](https://doi.org/10.1007/978-3-642-33486-3_8).
- [44] R Duncan Luce. *Individual choice behavior: A theoretical analysis*. Courier Corporation, 2012.
- [45] George L Nemhauser, Laurence A Wolsey, and Marshall L Fisher. An analysis of approximations for maximizing submodular set functions—i. *Mathematical programming*, 14(1):265–294, 1978.

- [46] Andreas Krause and Daniel Golovin. Submodular function maximization. *Tractability*, 3: 71–104, 2014.
- [47] Minas Karamanis and Florian Beutler. Ensemble slice sampling: Parallel, black-box and gradient-free inference for correlated & multimodal distributions. *arXiv preprint arXiv:2002.06212*, 2020.
- [48] Minas Karamanis, Florian Beutler, and John A Peacock. zeus: A python implementation of ensemble slice sampling for efficient bayesian parameter inference. *arXiv preprint arXiv:2105.03468*, 2021.
- [49] Kaggle. Give me some credit, Sep 2011. URL <https://www.kaggle.com/competitions/GiveMeSomeCredit/overview>.
- [50] Dheeru Dua and Casey Graff. UCI machine learning repository, 2017. URL <http://archive.ics.uci.edu/ml>.
- [51] Jessica B Hamrick, Victor Bapst, Alvaro Sanchez-Gonzalez, Tobias Pfaff, Theophane Weber, Lars Buesing, and Peter W Battaglia. Combining q-learning and search with amortized value estimates. *arXiv preprint arXiv:1912.02807*, 2019.
- [52] Paul Voigt and Axel Von dem Bussche. The EU general data protection regulation (gdpr). *A Practical Guide, 1st Ed.*, Cham: Springer International Publishing, 10(3152676):10–5555, 2017.
- [53] Adam Paszke, Sam Gross, Francisco Massa, Adam Lerer, James Bradbury, Gregory Chanan, Trevor Killeen, Zeming Lin, Natalia Gimelshein, Luca Antiga, Alban Desmaison, Andreas Kopf, Edward Yang, Zachary DeVito, Martin Raison, Alykhan Tejani, Sasank Chilamkurthy, Benoit Steiner, Lu Fang, Junjie Bai, and Soumith Chintala. Pytorch: An imperative style, high-performance deep learning library. In *Advances in Neural Information Processing Systems 32*, pages 8024–8035. Curran Associates, Inc., 2019. URL <http://papers.neurips.cc/paper/9015-pytorch-an-imperative-style-high-performance-deep-learning-library.pdf>.
- [54] Martin Pawelczyk, Sascha Bielawski, Johannes van den Heuvel, Tobias Richter, and Gjergji Kasneci. Carla: A python library to benchmark algorithmic recourse and counterfactual explanation algorithms, 2021.
- [55] Levente Kocsis and Csaba Szepesvári. Bandit based monte-carlo planning. In *Machine Learning: ECML 2006: 17th European Conference on Machine Learning Berlin, Germany, September 18-22, 2006 Proceedings 17*, pages 282–293. Springer, 2006.
- [56] Rémi Coulom. Efficient selectivity and backup operators in monte-carlo tree search. In *Computers and Games: 5th International Conference, CG 2006, Turin, Italy, May 29-31, 2006. Revised Papers 5*, pages 72–83. Springer, 2007.
- [57] David Silver, Aja Huang, Chris J Maddison, Arthur Guez, Laurent Sifre, George Van Den Driessche, Julian Schrittwieser, Ioannis Antonoglou, Veda Panneershelvam, Marc Lanctot, et al. Mastering the game of go with deep neural networks and tree search. *nature*, 529(7587):484–489, 2016.
- [58] Christopher D Rosin. Multi-armed bandits with episode context. *Annals of Mathematics and Artificial Intelligence*, 61(3):203–230, 2011.
- [59] José Fernando Gonçalves and Mauricio GC Resende. Biased random-key genetic algorithms for combinatorial optimization. *Journal of Heuristics*, 17(5):487–525, 2011.
- [60] Nidamarthi Srinivas and Kalyanmoy Deb. Multiobjective optimization using nondominated sorting in genetic algorithms. *Evolutionary computation*, 2(3):221–248, 1994.



## A Appendix

We present additional information that complements the main paper regarding the experimental settings, the competitors’ descriptions, and W-FARE details. We also provide additional ablation studies which expand the results of the full paper and an evaluation of XPEAR, an explainable version of PEAR.

### A.1 Competitors and Experimental Settings

We now briefly illustrate the competitors’ main principles and describe their most important hyperparameters. We also discuss W-FARE and its new reward function in more detail.

**Implementation details.** We implemented PEAR, the competitors and the black box classifiers using Python ( $\geq 3.7$ ) and PyTorch [53]. For reproducibility purposes, the code and the pre-trained models are freely available online<sup>4</sup>. We used the original code for both FARE<sup>5</sup> and CSCF<sup>6</sup>, with minimal modifications to make them compatible with our experimental setting. For FACE, we used the implementation available in the CARLA library [54]. As for the baselines, we adapted MCTS and the RL agent from the FARE repository. All the experiments were run on a virtual machine running CentOS 7.6.18 with 165 cores, and 25 GiB of RAM. The full set of hyperparameter configurations is available in the code.

**Causal Graphs.** Following [6, 7, 8], we manually designed the causal graphs for both experiments. Fig. 4 shows the resulting graphs. During the graph corruption experiments, we incrementally remove a subset of edges taken uniformly at random.

#### A.1.1 Monte Carlo Tree Search (MCTS)

MCTS [55, 56] is an efficient tree-based heuristic search procedure that can solve difficult tasks where computing directly the exact solution is intractable [57]. MCTS builds a tree representing all possible moves and outcomes. Each tree node represents a state  $\mathbf{s}^{(i)}$  and each edge represents performing an action  $a \in \mathcal{A}$ . In each iteration, MCTS builds this tree following four main steps: selection, expansion, simulation, and backpropagation. The *selection* step takes a state  $\mathbf{s}^{(t)}$  and selects the next action  $a^{(t+1)}$ , based on some strategy such as UCB1 [55]. In our experiments, MCTS uses the P-UCT [58, 57] criterion, defined as:

$$a^{(t+1)} = \operatorname{argmax}_{a' \in \mathcal{A}} \mathbb{E}[r | \mathbf{s}^{(t)}, a'] + U(\mathbf{s}^{(t)}, a') + L(\mathbf{s}^{(t)}, a') \quad (12)$$

Here,  $\mathbb{E}[r | \mathbf{s}^t, a']$  is the expected reward of taking action  $a'$  in state  $\mathbf{s}^t$ . The reward  $r$  is  $\gamma^{|I|}$  if we achieve recourse and  $-1$  otherwise.  $|I|$  is the length of the intervention while  $\gamma \in (0, 1]$  is a discount factor.  $L(\mathbf{s}^{(t)}, a')$  is a penalty is equal to  $c_{act\_cost} \exp(-C(a', \mathbf{s}^{(t)} | \mathbf{w}))$ .  $U(\mathbf{s}^{(t)}, a')$  trades off exploration and exploitation, and it is defined as

$$U(\mathbf{s}^{(t)}, a) = c_{puct} \cdot P(a | \mathbf{s}^{(t)}) \frac{\sqrt{N_{\mathbf{s}^{(t)}}}}{1 + N_{\mathbf{s}^{(t+1)}}} \quad (13)$$

where  $P(a | \mathbf{s}^{(t)})$  is the prior probability of choosing such action,  $N_{\mathbf{s}^{(t)}}$  is the visit count of node  $\mathbf{s}^{(t)}$ , and  $N_{\mathbf{s}^{(t+1)}}$  is the visit count of the child node being evaluated. In our experiments, the prior  $P(a | \mathbf{s}^{(t)})$  is a uniform distribution over the actions.

The *expansion* step adds new child nodes to the current node based on the available actions. The *simulation* step then carries out a *playout*, selecting moves randomly until a terminal state is reached. The value of the outcome of this terminal state is then backpropagated up the tree (*backpropagation* step), incrementing the visit  $N_{\mathbf{s}^{(t)}}$  and reward counts of nodes along the path that was traversed to reach the outcome. We use the reward counts to compute  $\mathbb{E}[r | \mathbf{s}^{(t)}, a']$ . The *number of simulations* is a hyperparameter. Once the simulations are done, we start over from the *selection* step. MCTS keeps expanding and selecting nodes until we reach recourse, or a user-defined *maximum intervention*

<sup>4</sup>The code and the models will be made available upon acceptance.

<sup>5</sup><https://github.com/unitn-sml/syn-interventions-algorithmic-recourse>

<sup>6</sup><https://github.com/ppnaumann/CSCF>



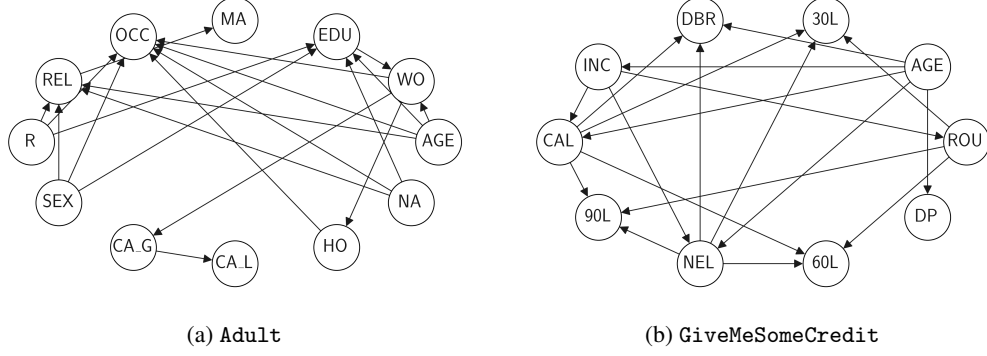


Figure 4: **Causal Graphs.** Each node corresponds to a specific user feature. The complete mapping between node acronyms and features can be found in the experimental configuration files.

*length*. Once MCTS ends, we return the successful intervention to the user. An intervention here is a *path* from the root node ( $s^{(0)}$ ) to a terminal node ( $s^{(T)}$ ).

**Hyperparameters.** In our experiments, we set the *number of simulations* to 15 and 10 for Adult and GiveMeSomeCredit, respectively. We also set the *maximum intervention length* to 6 and 8, for Adult and GiveMeSomeCredit, respectively. The value  $c_{act\_cost}$  and  $c_{puct}$  are also hyperparameters. We set them to 1 and 0.5 respectively, for both experiments.

### A.1.2 Recourse Policy (RL)

RL is a simple agent which learns a recourse policy. Following the architecture described in [7], it has four different components: an encoder  $g_{enc}$ , an LSTM controller  $f_c$ , a function network  $g_f$ , an argument network  $g_x$  and a value network  $g_v$ .  $g_{enc}$  produces a latent representation of the current state  $s^{(t)}$  which is sent to the controller  $f_c$ . Given the hidden states  $h_t$  coming from  $f_c$ , the function and argument network generates the policies  $\pi_f$  and  $\pi_x$  which we use to get the tuple  $(f, x)^{(t+1)}$  which corresponds to the next action  $a$ . We use the value network  $g_v$  to approximate the value function  $V(s^{(t)}, a)$ .

**Training the agent.** We train RL such to minimize the following loss function

$$\ell = \sum_{batch} (V - r^2) - \pi_f^{true^T} \log(\pi_f) - \pi_x^{true^T} \log(\pi_x) \quad (14)$$

where we assume to have access to the ground truth policies  $\pi_f^{true}$  and  $\pi_x^{true}$  either by having a previous dataset of recourse options, by optimizing over an MDP following [35], or by discovering such traces by direct search. In our paper, we follow the last approach by using MCTS as the search component. At inference time, we run the agent until we either find recourse, reach the *maximum intervention length*, or call an illegal action (e.g., an action whose *precondition* is not satisfied).

**Hyperparameters.** As in [7],  $g_{enc}$ ,  $g_f$  and  $g_x$  are all MLPs and we manually defined their structure for each experimental setting (e.g., number of layers, dimensions, etc.). We do the same for the controller  $f_c$ . We optimize Eq. (14) via Adam and we set the *learning rate* to 0.001 for Adult, and 0.003 for GiveMeSomeCredit.

### A.1.3 (Explainable) eFFicient counterfActual REcourse (FARE and EFARE)

FARE [7] is a model-agnostic method which exploits the synergy between a learned (RL) policy and a discrete search procedure (MCTS) to discover recourse options efficiently. At training time, differently from MCTS and RL, we do not use a uniform prior, but we leverage the agent instead  $P(a | s^{(t)}) = \pi_f(s^{(t)}) \cdot \pi_x(s^{(t)})$ . Similarly to [57], we foster additional exploration by replacing  $P(a | s^{(t)})$  with a linear combination,  $\epsilon_P P(a | s^{(t)}) + (1 - \epsilon_P) \eta_P$  where  $\eta_P \sim \text{Dir}(\alpha_d)$ .

EFARE is a deterministic model which provides sequential counterfactuals together with explanations. Given a trained FARE model, a sample of successful interventions for the training set users is extracted.

These *interventions* are merged to form a graph, where each node represents an action  $a$ , and each arch represents which actions  $(f, x)$  can be taken from the said node. Then, for each node, a small decision tree is trained to indicate, given a user state  $s^{(t)}$ , which is the next recommended action. Given this trained automaton, we can traverse the graph using the decision trees to transition between nodes. Moreover, the decision trees can give us Boolean explanations for each transition.

**Hyperparameters.** FARE shares the same hyperparameters of MCTS and RL. During training, we set the *number of simulations* to 15 and 10, for `Adult` and `GiveMeSomeCredit`, respectively. The noise fraction is instead set to  $\epsilon_P = 0.3$  for both, with  $\eta_p = 0.3$ . At inference time, we add no noise ( $\epsilon_P = 0$ ) and the *number of simulations* is fixed at 5. Lastly, for each dataset, we train a corresponding EFARE version by sampling 300 interventions from the training set using FARE.

#### A.1.4 Consequence-aware Sequential Counterfactuals (CSCF)

CSCF [8] is a model-agnostic evolutionary algorithm which can generate sequential recourse plans by taking into consideration feature relationships. CSCF uses the Biased Random-Key Genetic Algorithm (BRKGA) [59] together with non-dominated sorting (NDS) [60] to perform multi-objective optimization. BRKGA optimizes over the solution *genotype* (real-values vectors  $G \in [0, 1]$ ) and evaluates its *phenotype* instead (sequences of actions  $a \in \mathcal{A}$ ). Thus, they propose also a *decoder* to deterministically derive a single phenotype from a genotype.

At each iteration, CSCF evaluates the decoded solutions phenotypes by computing their *fitness*. We use the same fitness function as proposed in the original paper. Then, following NDS, a new population is formed by genetic mating and biased crossover between the *elites* (feasible and valid solutions in the Pareto front) and *non-elites*. The loop then continues until we reach a termination condition (e.g., we reach the maximum number of generations). From the last population set, we pick the lowest cost valid intervention with ties broken uniformly at random.

**Hyperparameters.** In our experiments, we mainly used the default hyperparameters provided by the authors [8]. We set the population size,  $p = 50$ , and the maximum number of generations,  $n = 25$ , for both `Adult` and `GiveMeSomeCredit`, to keep the computation time manageable. Higher values might improve the performances, but it would make CSCF unusable in an online setting (e.g., web interface provided by the bank).

#### A.1.5 Feasible and Actionable Counterfactual Explanations (FACE)

FACE [34] is a model-agnostic method which can find actionable counterfactual examples respecting the underlying data distribution. The main idea is to propose recourse options based on the shortest path between the current state of the user and a state reaching recourse. FACE proposes different density-weighted metrics to find these "feasible paths". FACE starts by building a graph over the training set data points. Then, the user can specify certain properties (e.g., prediction threshold, custom weight function, etc.), which restrict the graph by removing edges pointing to unfeasible counterfactuals. FACE then uses the Shortest Path First Algorithm (Dijkstra's algorithm) over all the instances matching the requirements in the graph.

We use FACE based on the proposed  $k$ -NN construction algorithm. Since FACE provides *counterfactual examples* and not sequences, we then return the lowest-cost counterfactual by applying all the changes sequentially. The action order is randomly chosen.

**Hyperparameters.** CARLA's implementation of FACE requires computing an adjacency matrix given the instances in the training set. The procedure is quite expensive since it requires  $O(n^2)$  memory, where  $n$  is the number of instances. Thus, at inference time, we sample only a fraction of the original dataset. In both `Adult` and `GiveMeCredit`, we pick only 10% of the total instances. We set the *number of neighbours*,  $k$ , to 50 and the distance threshold to  $\epsilon = 1.0$  for both datasets.

### A.2 Weighted-FARE (W-FARE)

FARE is user-agnostic since it is trained by assuming a shared  $\mathbf{w}$  for all instances. Moreover, its reward function optimizes only for the length of the intervention, without explicating the cost  $C(I | \mathbf{w})$ . In our experiments, we train FARE with  $\mathbb{E}_{P(\mathbf{w})}[\mathbf{w}]$ . Thus, we push FARE to learn a general policy which works best in the average case, rather than for a specific user. To overcome this limitation, W-FARE proposes a new reward function which optimizes for the optimal intervention and tailors its answers

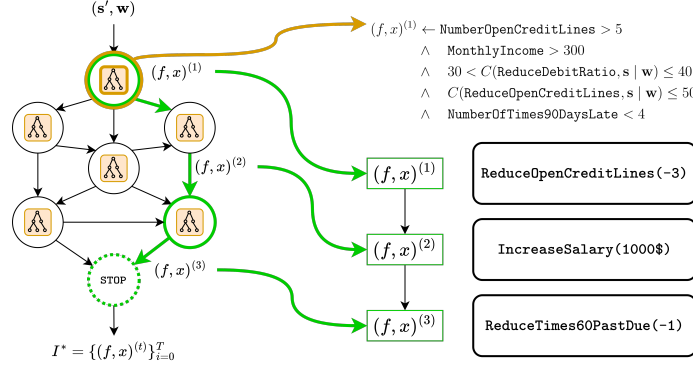


Figure 5: **The W-EFARE method.** Given  $(s', \mathbf{w})$ , we traverse the graph (green path) using the decision tree (orange components) to choose the next action  $(f, x)^{(t)}$  from the available transitions. When we reach the STOP node, we return the found intervention  $I^*$ . On the right, we have a generated intervention achieving recourse for the GiveMeSomeCredit dataset. On the top-right, we have the Boolean rule extracted from the decision tree motivating the first recommended action `ReduceOpenCreditLines`. As we can see, W-EFARE can generate rules that also depend on the cost function  $C$ , achieving the desired user awareness.

to a given set of preferences  $\mathbf{w}$ . The new reward is computed as

$$r = \begin{cases} \gamma^{|I|+C(I|\mathbf{w})} \cdot \sigma \left( C(I_{\mathbb{E}_{P(\mathbf{w})}[\mathbf{w}]} | \mathbf{w}) - C(I | \mathbf{w}) \right) & h(\mathbf{s}^{(0)}) \neq h(I(\mathbf{s}^{(0)})) \\ -1 & \text{otherwise} \end{cases} \quad (15)$$

where  $\sigma(x) = \frac{1}{1+\exp(-x\eta)}$  and  $\eta = 0.01$  and  $\gamma = 0.97$ . The first term  $\gamma^{|I|+C(I|\mathbf{w})}$  optimizes for short and cheap interventions, while the second term  $\sigma(C(I_{\mathbb{E}_{P(\mathbf{w})}[\mathbf{w}]} | \mathbf{w}) - C(I | \mathbf{w}))$  encourages W-FARE to provide *personalized* recourse options, by generating sequences which have lower costs than the intervention found by assuming the expected value  $\mathbb{E}_{P(\mathbf{w})}[\mathbf{w}]$ . We also set the  $L(\mathbf{s}^{(t)}, a')$  term of the MCTS's P-UCT criterion to  $c_{act\_cost} \cdot \gamma^{|I|+C(I|\mathbf{w})} \cdot \sigma(C(I_{\mathbb{E}_{P(\mathbf{w})}[\mathbf{w}]} | \mathbf{w}) - C(I | \mathbf{w}))$  to help the model converge.

In both RL and FARE, the user preferences are not visible in the state  $\mathbf{s}$ . Given a user state  $\mathbf{s}^{(t)}$ , W-FARE adds the cost of every valid action  $a \in \mathcal{A}$  as an additional feature. Since an action  $a = (f, x)$  is a combination of a function  $f$  and an argument  $x$ , we combine actions relating to the same function into a single feature, averaging their cost over the set of argument values. This simplification allows adding  $|\mathcal{F}|$  additional features to the user state, where  $\mathcal{F}$  is the set of all possible functions. More formally, the user's state  $\mathbf{s}'$  becomes

$$\mathbf{s}' = \mathbf{s} \circ \left\{ \frac{1}{|\mathcal{X}_f|} \sum_{x \in \mathcal{X}_f} C((f, x), \mathbf{s} | \mathbf{w}) \right\}_{f \in \mathcal{F}} \quad (16)$$

where  $\mathcal{X}_f$  is the set of all the possible arguments for function  $f$ . We also considered adding directly the weights  $\mathbf{w}$ , but we discovered that such representation makes it harder to learn an optimal policy. Ultimately, we train W-FARE by assigning to each user in the training set a dummy weight vector sampled from the prior  $\mathbf{w} \sim P(\mathbf{w})$ .

### A.3 Explaining Recommended Interventions with XPEAR

PEAR asks the users to choose the best option from a small set of interventions. The task of picking the best intervention requires cognitive effort since the user must understand all the recommended sequences of actions. This can be problematic if the user does not comprehend the reason behind the recommendations, undermining the quality of the feedback they provide and their overall trust in the system. To overcome this problem, we additionally developed a variant of PEAR that can complement interventions with action-specific explanations.

As detailed in [Appendix A.1.3](#), EFARE [7] is a deterministic user-agnostic model for generating recourse by providing Boolean explanations for each action in the intervention. The procedure

Table 3: Performance of XPEAR averaged over 10 runs.  $\text{XPEAR}_{NL}$  and  $\text{XPEAR}_L$  indicate XPEAR associated with the noiseless and logistic response model, respectively. The best results are boldfaced.

Users	Method	Adult			GiveMeSomeCredit		
		Validity	Cost	Length	Validity	Cost	Length
All	FARE	$0.97 \pm 0.16$	$257.48 \pm 191.58$	$3.04 \pm 1.06$	$0.83 \pm 0.27$	$132.52 \pm 97.26$	$2.97 \pm 1.08$
	EFARE	$0.85 \pm 0.33$	$267.08 \pm 192.45$	$3.10 \pm 1.14$	$0.67 \pm 0.37$	$123.18 \pm 96.57$	$2.84 \pm 1.06$
	$\text{PEAR}_{NL}$ (ours)	<b><math>1.00 \pm 0.03</math></b>	<b><math>135.22 \pm 49.87</math></b>	$2.90 \pm 0.52$	<b><math>0.89 \pm 0.00</math></b>	<b><math>92.81 \pm 26.27</math></b>	$2.85 \pm 0.35$
	$\text{PEAR}_L$ (ours)	<b><math>1.00 \pm 0.03</math></b>	<b><math>140.18 \pm 52.35</math></b>	<b><math>2.88 \pm 0.49</math></b>	<b><math>0.89 \pm 0.02</math></b>	<b><math>98.03 \pm 29.23</math></b>	$2.94 \pm 0.45$
	$\text{XPEAR}_{NL}$	$0.96 \pm 0.10$	$190.97 \pm 94.94$	$3.07 \pm 0.57$	$0.81 \pm 0.10$	$116.40 \pm 29.65$	<b><math>2.72 \pm 0.31</math></b>
	$\text{XPEAR}_L$	$0.96 \pm 0.12$	$219.60 \pm 104.36$	$3.11 \pm 0.68$	$0.81 \pm 0.13$	$124.53 \pm 44.57$	$2.75 \pm 0.45$
Hard	FARE	$0.92 \pm 0.28$	$445.17 \pm 210.11$	$4.33 \pm 1.31$	$0.35 \pm 0.42$	$297.03 \pm 91.19$	$4.82 \pm 0.70$
	EFARE	$0.69 \pm 0.45$	$438.38 \pm 213.34$	$4.24 \pm 1.35$	$0.13 \pm 0.33$	$305.16 \pm 75.11$	$4.75 \pm 0.57$
	$\text{PEAR}_{NL}$ (ours)	<b><math>0.99 \pm 0.09</math></b>	<b><math>299.03 \pm 43.62</math></b>	<b><math>3.41 \pm 0.50</math></b>	<b><math>0.58 \pm 0.04</math></b>	<b><math>242.43 \pm 45.53</math></b>	<b><math>4.59 \pm 0.38</math></b>
	$\text{PEAR}_L$ (ours)	<b><math>0.98 \pm 0.09</math></b>	<b><math>305.24 \pm 54.99</math></b>	<b><math>3.40 \pm 0.54</math></b>	<b><math>0.58 \pm 0.03</math></b>	$256.81 \pm 46.07$	$4.64 \pm 0.36$
	$\text{XPEAR}_{NL}$	$0.95 \pm 0.11$	$343.60 \pm 98.94$	$3.56 \pm 0.57$	$0.38 \pm 0.20$	$306.44 \pm 51.64$	$4.84 \pm 0.48$
	$\text{XPEAR}_L$	$0.96 \pm 0.12$	$352.75 \pm 95.82$	$3.56 \pm 0.61$	$0.39 \pm 0.23$	$319.08 \pm 71.35$	$4.93 \pm 0.62$

can be adapted to account for user-specific costs. The resulting model, which we call W-EFARE, is a user-aware version of EFARE that can provide *personalized* explanations complementing the interventions. Fig. 5 shows a graphical illustration of how W-EFARE works in practice. We use this method to develop XPEAR, an explainable version of PEAR, which uses W-EFARE to generate both interventions and explanations which can be shown to the user in the choice set  $O$ .

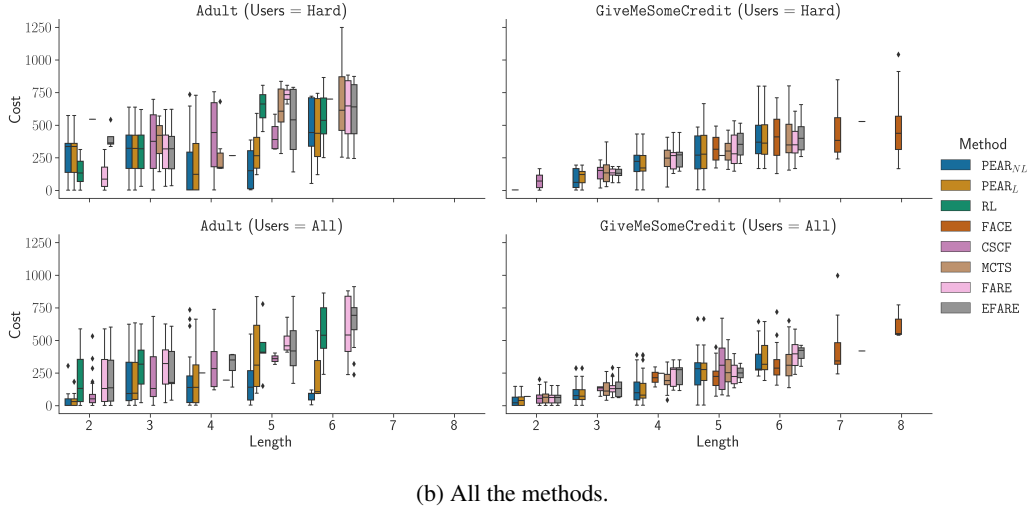
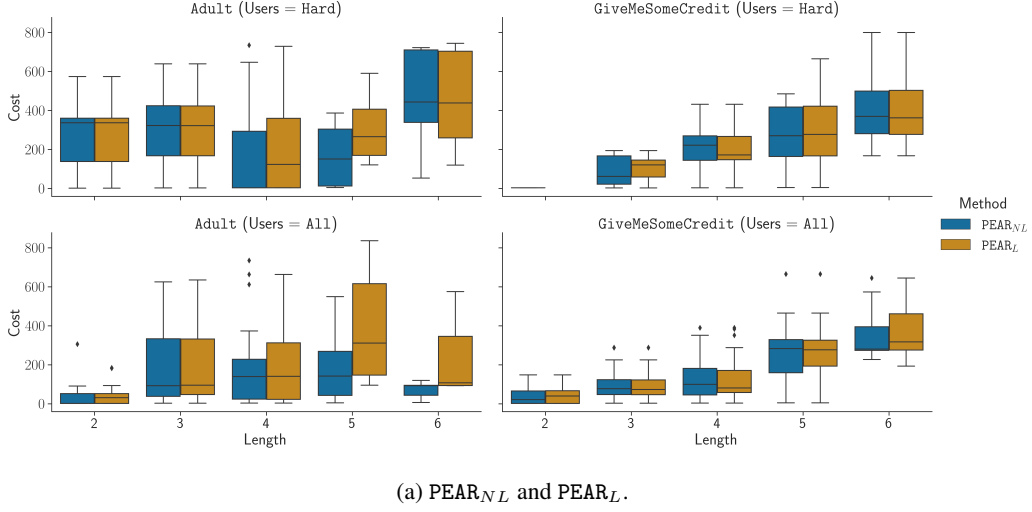
Table 3 shows the evaluation results for XPEAR. We compare it against PEAR, FARE and EFARE since they share similar characteristics and assumptions. For the Adult dataset, XPEAR provides cheaper recourse options than the competitors (FARE and EFARE) by keeping a comparable or better validity. The behaviour is consistent for both All and Hard users. For the GiveMeSomeCredit dataset, XPEAR generates sequences with a better or similar validity and cost than the competitors, although the effect is diminished. In both datasets, XPEAR has a higher validity than its deterministic counterpart EFARE. Overall, PEAR maintains the upper hand. However, it is worth noticing that XPEAR provides additional feedback to the users, which might be a valuable addition during the elicitation process.

#### A.4 Further evaluations of PEAR

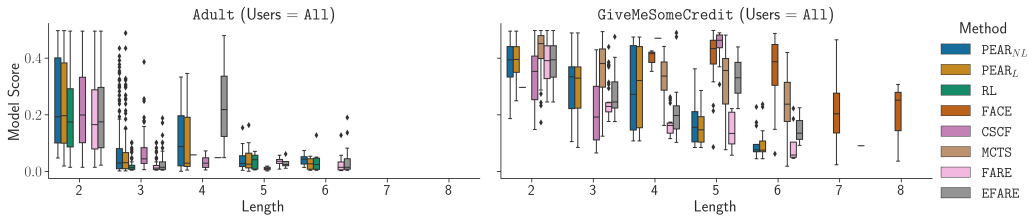
We now present some graphs showing the relationship between the cost and length of the interventions (Fig. 6) and between the black box model score and the validity/interventions length (Fig. 7).

In Fig. 6, we can see that the length of an intervention can be a bad proxy for the intervention’s difficulty. Namely, there are long interventions which still retain a small cost or effort for the user. Thus, we need to optimize for both the length and cost of interventions simultaneously. This notion is reflected in the reward function of W-FARE as we mentioned in Appendix A.2.

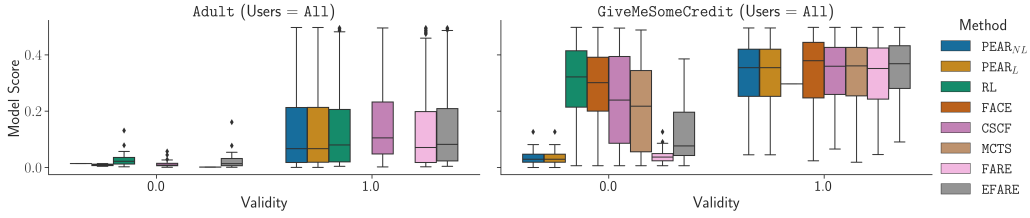
In Fig. 7, we see how the black box prediction score is a good metric to understand how hard it is for a user to obtain recourse. Namely, we suggest longer interventions for users obtaining a low score with respect to the others. Moreover, all the methods tend to fail to provide recourse to users with low scores. Interestingly, methods which learn a recourse policy rather than performing direct optimization (e.g., PEAR and FARE) are more capable to provide recourse generalizing over the low-score users.



**Figure 6: Cost vs Intervention Length.** (Top) In the Adult dataset, PEAR generates interventions whose costs do not clearly depend on their length (for both All and Hard users). The relationship is more pronounced on the GiveMeSomeCredit dataset, but longer interventions (e.g.,  $|I| = 5$ ) still present high variability in the costs. These results hint at the fact that length alone can be a bad proxy to measure the "effort" of a user. (Bottom) We plot the same results for all the methods. The relationship between cost and length is well represented here, and it aligns with the previous findings.



(a) Model Score vs Length.



(b) Model Score vs Validity.

Figure 7: **Model Score vs Length (Top)**. In the Adult dataset there is a clear correlation between the score and the length of the interventions. Lower scores indicate harder individuals who need longer sequences to obtain recourse. In the GiveMeSomeCredit case, we can still see the trend, even if FACE and MCTS seem to be less susceptible. **Model Score vs Length (Validity) (bottom)**. In the Adult experiment, all the models have low validity only in the lower-scoring users. In the GiveMeSomeCredit experiments, PEAR and FARE are the only two methods which have low validity only for the Hard users, while the others tend to fail more often.