
Characterizing the robustness of Bayesian adaptive experimental designs to active learning bias

Sabina J. Sloman

Department of Social and Decision Sciences
Carnegie Mellon University
Pittsburgh, PA 15213
ssloman@andrew.cmu.edu

Daniel M. Oppenheimer

Department of Social and Decision Sciences and Department of Psychology
Carnegie Mellon University
Pittsburgh, PA 15213
oppenheimer@cmu.edu

Stephen B. Broomell

Department of Social and Decision Sciences
Carnegie Mellon University
Pittsburgh, PA 15213
broomell@gmail.com

Cosma Rohilla Shalizi

Departments of Statistics and of Machine Learning
Carnegie Mellon University
Pittsburgh, PA 15213
Santa Fe Institute
Santa Fe, NM 87501
cshalizi@cmu.edu

Abstract

Bayesian adaptive experimental design is a form of active learning, which chooses samples to maximize the information they give about uncertain parameters. Prior work has shown that other forms of active learning can suffer from **active learning bias**, where unrepresentative sampling leads to inconsistent parameter estimates. We show that active learning bias can also afflict Bayesian adaptive experimental design, depending on model misspecification. We develop an information-theoretic measure of misspecification, and show that worse misspecification implies more severe active learning bias. At the same time, model classes incorporating more “noise” — i.e., specifying higher inherent variance in observations — suffer less from active learning bias, because their predictive distributions are likely to overlap more with the true distribution. Finally, we show how these insights apply to a (simulated) preference learning experiment.

Statistical theory often assumes learners’ access to large amounts of representative training data, drawn from the distribution which is the target of inference or prediction. Nonetheless, such access is not feasible for many applications. Training data may be scarce (e.g., learning to identify a rare medical condition [Henry et al., 2015]), difficult or expensive to obtain (e.g., requiring human

coders for text [Chen et al., 2015]), or time-consuming to collect (e.g., obtaining user preferences online [Cavagnaro et al., 2013, Golovin et al., 2010]). One response is to abandon random sampling for adaptive sampling methods, choosing data points in sequence to be as informative as possible [Cavagnaro et al., 2010, Ryan et al., 2016]. In machine learning, this is called *active learning* [Kanamori, 2002, Settles, 2012].¹ In many settings, these methods let us make strong inferences or achieve high out-of-sample accuracy while saving enormously on training data.

We focus on a class of active learning methods called **information theoretic active learning**, where the modeler must pick an objective function capturing the informativeness of observations [Houlsby et al., 2011]. The amount of information contained in any given observation can be quantified using information theory [Cover and Thomas, 1991, Lindley, 1956]. The general framework is highly extensible, and objective functions can encompass almost anything one might want to maximize information *about* [Chaloner and Verdinelli, 1995, Lindley, 1956, Ryan et al., 2016]. In active learning, one usually seeks observations that will maximally reduce uncertainty about parameters [Dasgupta, 2004, Houlsby et al., 2011, MacKay, 1992b].

Perhaps unsurprisingly, this maximization becomes intractable for large parameter spaces. Because of this, information theoretic active learning has been less widely used in machine learning, though with notable exceptions [Golovin et al., 2010, Houlsby et al., 2011, Krause et al., 2008, MacKay, 1992a,b]. Information theoretic active learning methods have been studied in parallel fields which usually have smaller parameter spaces, such as computerized adaptive testing [Owen, 1969], clinical research [Whitehead and Brunier, 1995] and cognitive modeling [Cavagnaro et al., 2010], where they are referred to as Bayesian sequential (or adaptive) experimental design [Drovandi et al., 2013, Ryan et al., 2016] or adaptive design optimization [Cavagnaro et al., 2010].

1 Active learning bias

Despite their advantages, adaptive sampling schemes not only introduce sequential dependencies between observations (breaking IID assumptions), but can also produce training sets that are highly unrepresentative of the target distribution [Farquhar et al., 2021, Shi and Tang, 2021]. This implies that the estimates made from actively-sampled data may not generalize to the target. This phenomenon is **active learning bias** [Farquhar et al., 2021]. While theoretically concerning, in practice active learning bias does not *always* happen [Farquhar et al., 2021]. Understanding when and how active learning bias leads to poor generalization is thus an important area of inquiry within adaptive sampling [Farquhar et al., 2021, Murray et al., 2021, Prabhu et al., 2019, Varghese et al., 2019].

1.1 Model misspecification

The advantages of active learning methods are usually expounded assuming that the model, or hypothesis, class is well-specified, i.e., that the true data-generating distribution is a member of the class [Dasgupta, 2004, Kanamori, 2002, MacKay, 1992b, Myung et al., 2013, Sugiyama, 2005]. Yet in most modeling enterprises, this assumption is not credible: the exact form of the true data-generating process is difficult if not impossible to know, and models are deliberately simplified tractable approximations.

While sampling bias and vulnerability to model misspecification are often discussed as two separate limitations of active learning methods, it turns out they are deeply related. In particular, sampling bias, or covariate shift, can amplify bias when the model class is misspecified [Spencer et al., 2021, Sugiyama et al., 2008, Wen et al., 2014].

To build intuition, look at Figure 1. In all four panels, the true model generating the data, whose expectation is shown by the red lines, is $y|x \sim \mathcal{N}(1.5 \sin(x), .5)$. In the top panels, the class of models, or hypotheses, considered is $y|x \sim \mathcal{N}(\theta \sin(x), .5)$, so the model class is well-specified. In the bottom panels, the class of models considered is $y|x \sim \mathcal{N}(\beta x, .5)$, which is misspecified.

The blue dots show the training data points. If the target distribution is uniformly distributed along the x axis, the samples shown in the lefthand panel are representative — they are drawn from the target distribution — and that the samples shown in the righthand panel are not — they are restricted to only part of the domain of the target distribution.

¹We will use “adaptive sampling” and “active learning” synonymously.

The predictive distributions obtained from training on each data set are shown in the corresponding panel by gray shading; darker areas indicate higher predicted probability. In the top panels, where the model class is well-specified, the introduction of sampling bias does not impair the model’s ability to capture unseen data. However, in the bottom panels, where the model class is misspecified, introducing sampling bias *does* degrade generalization: the model in the bottom right panel generalizes much more poorly across the target distribution *because of* the introduced sampling bias. Intuitively, the well-specified model in the top right panel is able to use its structure to constrain itself appropriately even in areas of the target distribution it hasn’t seen [Sloman and Oppenheimer, 2020]. On the other hand, the misspecified model in the bottom right panel has constrained itself inappropriately.

The implication of this is that active learning methods can increase bias when the model class is misspecified [Bach, 2006, Sugiyama, 2005]. The goal of this paper is to investigate the conditions under which model misspecification leads to active learning bias.

2 Contributions of the present work

We build on the theoretical groundwork laid by Sugiyama [2005], Bach [2006] and others in multiple ways:

1. We apply insights on active learning bias from the machine learning literature to Bayesian adaptive experimental designs, a form of information-theoretic active learning of practical import to educational assessment [Owen, 1969], clinical research [Whitehead and Brunier, 1995] and cognitive modeling [Cavagnaro et al., 2010].
2. We treat active learning bias as a continuous phenomenon, and investigate how the extent of this bias varies with the degree of model misspecification.
3. We investigate how the amount of observational “noise” specified by a model affects its degree of misspecification. As a corollary, we show how specifications allowing for more noise can mitigate active learning bias.

3 Preliminaries and notation

A modeler wants to predict some variable $y \in \mathbb{R}^m$ using another variable $x \in \mathbb{R}^d$. Given x , y always follows the same distribution, $y|x \sim f(x)$. We call f the **true** or **generating** conditional distribution,

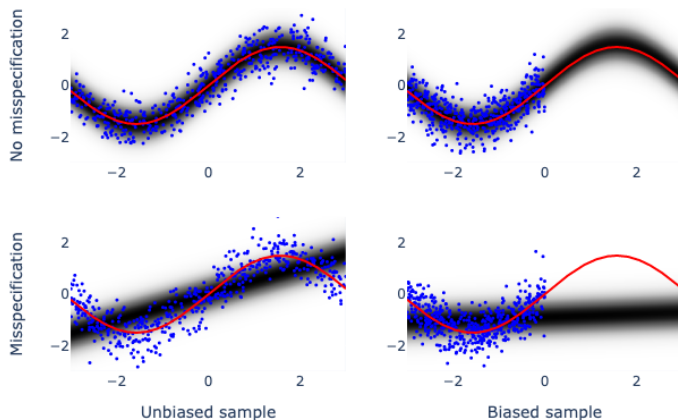


Figure 1: The interacting effect of model misspecification and sampling bias on generalization (see discussion in the main text).

or the **true model**. We assume that x is fully observable, always available before y must be predicted, and that it follows some distribution g .

The modeler specifies a **hypothesized model class** that predicts $y|x \sim m(x, \theta)$, with $\theta \in \Theta$; the variable θ contains the **parameters** of the model class, which live in the **parameter space** Θ . Θ is fixed, i.e. determined in advance of the data and unchanging in response to them. m is a probabilistic function, whose form is also presumed to be fixed (e.g., logistic regression). The hypothesized model class $m(x, \Theta)$ is thus comprised of the set of distributions $\{m(x, \theta) : \theta \in \Theta\}$.

The model estimation problem is to find $\theta^* \in \Theta$ which minimizes the risk, i.e., such that

$$\theta^* \equiv \operatorname{argmin}_{\theta \in \Theta} \mathbf{E}[\mathcal{L}(m(x, \theta), y)] \quad (1)$$

for some suitable loss function \mathcal{L} , which takes as inputs a predictive distribution and a realized value for y . Here, the expectation is under the true data-generating distribution, i.e., the product of g and f . $m(x, \theta^*)$ is an instance of the hypothesized model class, the **best-fitting model**.²

To estimate θ^* , the modeler gets a set of samples $\mathbf{x} \in \mathbb{R}^{n \times d}$ and observes outcomes $\mathbf{y} \in \mathbb{R}^{n \times m}$. We consider only distributional estimates of θ^* , essentially assigning a probability to each $\theta \in \Theta$ that it is the risk minimizer:

$$p(\theta) \equiv P(\theta = \theta^* | \mathbf{x}, \mathbf{y}) \quad (2)$$

The corresponding predictive distribution for $y|x$ is

$$y|x \sim \int_{\Theta} m(x, \theta) p(\theta) d\theta \quad (3)$$

For brevity, we call this $m(x, \hat{\theta})$, though there need not be a single $\theta \in \Theta$ giving exactly this distribution. We call $m(x, \hat{\theta})$ the **trained** or **estimated** model.

Efficient model estimation concentrates p on a small set with relatively few observations (i.e., with small n). Random sampling or passive learning techniques draw x values IIDly from the population distribution g . Adaptive sampling or active learning techniques *actively* construct \mathbf{x} to maximize the concentration of p . Both then get $\mathbf{y}|\mathbf{x} \sim f(\mathbf{x})$. We write $m(x, \hat{\theta}_{adaptive})$ for the result of an adaptive procedure, and $m(x, \hat{\theta})$, unmodified, for passive learning.

Note that risk, the modeler’s objective, is defined using the distribution g , the **target distribution** of inputs whose consequences the modeler ultimately wants to predict. Active learning bias (ALB) occurs when, averaging over data sets $x \sim g$ and corresponding observations $y|x \sim f$, $\mathbf{E}[\mathcal{L}(m(x, \hat{\theta}_{adaptive}), y)] > \mathbf{E}[\mathcal{L}(m(x, \theta^*), y)]$. In general, this bias can be sample-size dependent; our goal is to approximate its asymptotic properties as $n \rightarrow \infty$.

We say that a hypothesized model class is **misspecified** when the true model is not in the class, i.e., $f(x) \neq m(x, \theta)$ for all $\theta \in \Theta$. In particular, then, $m(x, \theta^*) \neq f(x)$. Consistent with prior literature, we say “model misspecification”, even though it is the hypothesized model *class* that is wrong.

4 Bayesian adaptive experimental design

A natural way to construct p is via Bayesian inference. We begin with a prior distribution p_0 , and, at the t^{th} step, where we observe x_t and y_t , we use Bayes’s rule to update it recursively

$$p_t(\theta) = p_{t-1}(\theta) \frac{m(y_t|x_t, \theta)}{\int_{\Theta} m(y_t|x_t, \theta) p_{t-1}(\theta) d\theta} \quad (4)$$

Here, $m(y_t|x_t, \theta)$ indicates the likelihood of observation y_t under the distribution $m(x_t, \theta)$. $p_t(\theta)$ thus implicitly involves the whole history of inputs and responses to date, \mathbf{x}_t and \mathbf{y}_t respectively.

²Some related work writes of selecting a *hypothesis* from a *hypothesis class* [Dasgupta, 2004, Golovin et al., 2010]. Our “hypothesized model class” matches their “hypothesis class”, and selecting θ^* from Θ amounts to selecting a hypothesis from the hypothesis class. Our terminology is similar to Shiffrin and Chandramouli [2016], who also distinguish between model classes and model instances in the context of Bayesian modeling.

For Bayesian active learning, at every step t we define *the modeler's* expected utility of an input x over the current posterior distribution of θ :

$$\mathbb{E}[u_t(x)] = \int_{\theta} \int_y u(x, y, \theta) m(y|x, \theta) p_{t-1}(\theta) dy d\theta \quad (5)$$

Bayesian adaptive experimental designs pick the maximizer of $\mathbb{E}[u_t(x)]$ as the next value of x .

The utility function u encodes the goals of the experiment. We pick a u that, motivated by information-theoretic considerations, encourages precision of parameter estimates:

$$u(x, y, \theta) = \log \frac{p_{t-1}(\theta|y, x)}{p_{t-1}(\theta)} \quad (6)$$

To be clear, the numerator in the ratio is the posterior probability that θ *would* have, if we should happen to observe x and y .

With this choice of u , $\mathbb{E}[u_t]$ is the mutual information between the next observation and the parameter θ , regarded as a random variable distributed according to the posterior distribution [Bernardo, 1979, Myung et al., 2013, Ryan et al., 2016].

5 Measuring model misspecification

We want to investigate how active learning bias varies with the degree of misspecification. There is a natural information-theoretic way to measure the latter, using the Kullback-Leibler divergence (KLD). Concretely, we define the degree of misspecification as the expectation, under g , of the KLD between the true f and the best-fitting model:

$$\mathcal{D}_{model} \equiv \int_x KLD(f(x), m(x, \theta^*)) g(x) dx \quad (7)$$

Standard results in Bayesian theory [Berk, 1966, Shalizi, 2009] say that the KLD between f and the modeler's posterior predictive distribution will approach $KLD(f(x), m(x, \theta^*))$ as $n \rightarrow \infty$ under passive learning, so this is a reasonable measure of the systematic error inherent in hypothesizing a particular model class.³

6 Results

The remainder of our paper 1) shows Bayesian adaptive experimental designs can suffer from ALB, 2) investigates how the extent of misspecification relates to the degree of ALB, and 3) demonstrates how ALB can be mitigated in a simulated preference-learning experiment.

6.1 A toy regression problem

We first compare the behavior of Bayesian adaptive experimental designs in the case of a misspecified vs. well-specified class of polynomial regression models. Figure 2 shows the results of several simulations in which f is a degree-two polynomial regression model, i.e., $y = \beta_0 + \beta_1 x + \beta_2 x^2 + \epsilon$ where $\epsilon \sim \mathcal{N}(0, 100)$. In the underparameterized case (leftmost panel of Figure 2), m , the functional form corresponding to the hypothesized model class, is linear in x . In the fully parameterized case (middle panel), m is quadratic in x . In the overparameterized case (rightmost panel), m is cubic. In all cases, the additive noise is (correctly) specified as $\epsilon \sim \mathcal{N}(0, 100)$. Thus, by our definition, only the underparameterized case is misspecified.

Figure 2 shows that the behavior in the misspecified (underparameterized) case is markedly different from the behavior in the other two cases. Risk was measured as the negative log likelihood (*NLL*) of 100 observations drawn randomly from the target distribution, $g = \text{Unif}(0, 100)$.⁴ For the well-specified model classes, adaptive sampling reduces the risk more quickly than random sampling,

³These results hold so long as \mathcal{L} , the loss function whose expectation θ^* minimizes (see equation 1), is a proper scoring rule.

⁴When using adaptive sampling, we identified the optimal design at each time step t using the `iminuit` package [Dembinski et al., 2020] and numerically integrating the expected utility function shown in equation 5 for 4,000 samples from the parameter distribution at $t - 1$.

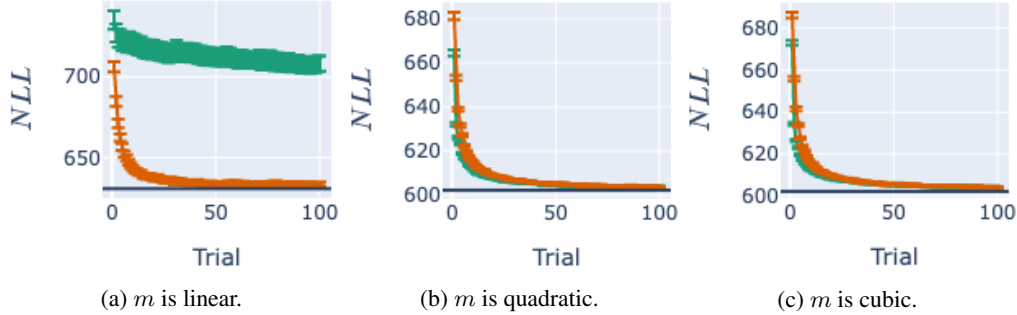


Figure 2: Risk incurred across 100 steps of Bayesian updating. Risk is approximated as the negative log likelihood (NLL) of 100 observations from the target distribution. The generating model is always a degree-two polynomial with parameters drawn from a $\mathcal{N}([0, 0, 0], \text{diag}(100, 10, .1))$ distribution. Lines are means across 1,000 simulated experiments, with error bars showing ± 1 standard error around the mean. Horizontal lines show the risk achievable by $m(x, \theta^*)$. Green lines (—) show results using Bayesian adaptive design optimization during model estimation. Orange lines (—) show results using random sampling from the target distribution.

though both converge on the same risk as θ^* .⁵ In other words, when the model class is well-specified, Bayesian adaptive designs efficiently converge on a model that generalizes across the target distribution. However, under misspecification, Bayesian adaptive designs lead to worse generalization than random sampling.

6.2 ALB depends on degree of misspecification

We now investigate how the extent of ALB varies with the degree of misspecification (as defined in §5). We define ALB as

$$ALB \equiv \frac{\mathbf{E} \left[\mathcal{L}(m(x, \hat{\theta}_{adaptive}), y) \right]}{\mathbf{E} \left[\mathcal{L}(m(x, \theta^*), y) \right]} - 1 \quad (8)$$

ALB is thus proportion of expected risk in excess of what the best parameter value would deliver.

Figure 3 shows that ALB varies positively with \mathcal{D}_{model} . Figure 3a plots the ALB values from the simulated experiments shown in Figure 2a against the corresponding \mathcal{D}_{model} values. (To calculate ALB , we approximated the risk by the NLL of 100 observations from the target distribution.) $\mathbf{E} \left[\mathcal{L}(m(x, \hat{\theta}_{adaptive}), y) \right]$ was calculated as the NLL assigned by the estimated model after 100 steps of Bayesian adaptive design optimization — the same values shown as the rightmost point of the green line in Figure 2a.) Figure 3b shows results from the same analysis performed on a series of simulated experiments designed to estimate a polynomial regression function misspecified as degree two when the generating function was degree three.⁶ In both cases, more misspecification predicts more ALB.

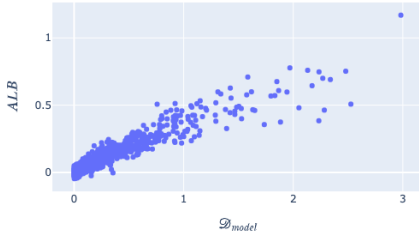
6.3 ALB depends on degree of noise

One way to adjust \mathcal{D}_{model} is by specifying a “noisier” model class, i.e., to force m to predict more inherent variation in its outputs. As the predictive distribution corresponding to the hypothesized model class becomes more and more dispersed, it will overlap more and more with the data-generating distribution, leading to a lower divergence from f to the hypothesized model class, and thus to lower misspecification. This suggests that if the degree of ALB depends on \mathcal{D}_{model} , then ALB should be reduced, or even eliminated, by specifying noisier models.

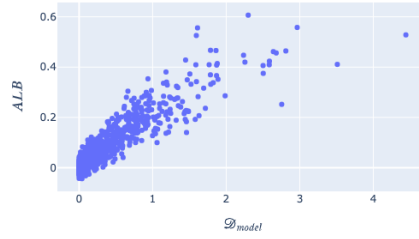
Figure 4 shows the evolution of risk for two misspecified model classes of the form shown in Figure 3. However, instead of additive noise distributed $\mathcal{N}(0, 100)$, the hypothesized model class

⁵We found θ^* by taking the OLS solution to a regression of 1,001 evenly spaced points across the domain and their expectation under the true model.

⁶The distribution of generating parameters for the simulations shown in Figure 3b was chosen so the distribution of \mathcal{D}_{model} values resembled the distribution of \mathcal{D}_{model} values in Figure 3a.

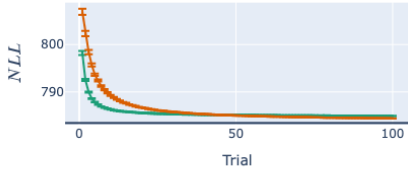


(a) m is linear, f is quadratic.

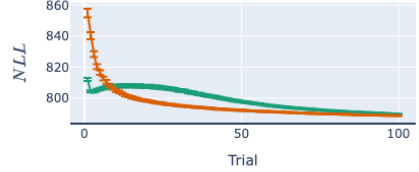


(b) m is quadratic, f is cubic.

Figure 3: ALB as a function of \mathcal{D}_{model} .



(a) m is linear, f is quadratic.



(b) m is quadratic, f is cubic.

Figure 4: As in Figure 2, but the additive noise term ϵ in the hypothesized model class has a standard deviation of 1,000 (as opposed to 100).

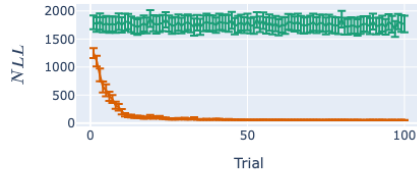


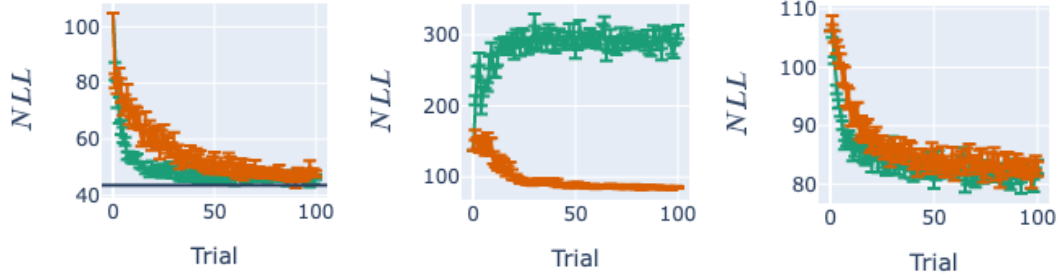
Figure 5: Risk over 100 time steps of Bayesian updating for a binary class model. The underlying f is a quadratic logistic regression. The hypothesized model class consists of linear logistic regressions. Calculations and graphical conventions are otherwise as in Figure 2.

incorporates additive noise distributed $\mathcal{N}(0, 1000)$, leading to reduced model misspecification: The maximum \mathcal{D}_{model} value is now 1.89 (compared to 4.44 in the previous examples). In other words, the incorporation of this additional noise eliminates the ALB. This is reminiscent of theoretical results in Sugiyama [2005] that active learning is robust to model classes that are only slightly misspecified.⁷

6.4 From regression to classification

The previous simulation results dealt with estimating linear regression models, which have convenient yet idiosyncratic properties [MacKay, 1992b]. We thus turn to an artificial classification problem to check that these phenomena are not among those idiosyncrasies.

⁷Note that θ^* , which is used in the calculation of ALB , does not (here) depend on the degree of noise.



(a) *Well-specified*: f is an instance of EUT, and $m(x, \Theta)$ consists of instances of EUT. The horizontal line shows the loss achieved by the true model, which is nearly achieved by both sampling procedures.

(b) *Misspecified*: f is an instance of CPT, yet $m(x, \Theta)$ contains instances of EUT.

(c) *Misspecified plus noise*: Same as Figure 6a but m allows for more noise.

Figure 6: Loss incurred across 100 time steps of Bayesian updating. Loss is measured as the negative log likelihood (NLL) of responses to all 200 elements of the design space. Lines show the means across 30 simulations, and the error bars ± 1 standard error about the mean. Green lines (—) show results using Bayesian adaptive design optimization during model estimation. Orange lines (—) come from randomly sampling the target distribution.

For this problem, the hypothesized model class consisted of degree-one polynomials linked to binary observations by a logistic link function — i.e., posited that $y|x \sim \text{Bernoulli}(\frac{1}{1+\exp(-\beta_0+\beta_1 x)})$. However, observations were generated by the same degree-two polynomial regression model described in section 6.1, also pushed through a logistic link function, i.e., observations were distributed $y|x \sim \text{Bernoulli}(\frac{1}{1+\exp(-(\beta_0+\beta_1 x+\beta_2 x^2))})$.⁸

Figure 5 shows that classification follows the same trend as regression: under misspecification, adaptive sampling leads to higher risk than random sampling.⁹

6.5 Application to preference learning

We now apply our findings to preference learning, in which human subjects are presented with two options and asked to select one. Similar to the binary class problem, participants’ stated preferences are used to recover a latent preference function that maps option attributes to how much they value that option, and so how likely they are to choose it. We hypothesized that misspecification of preference function would lead to ALB. In addition, we hypothesized that increasing the amount of noise specified as part of the hypothesized model class — in this case, how tightly values output by the preference function are linked to choices — would reduce the ALB.

In particular, we examine risky decision-making tasks, an area where Bayesian adaptive experimental designs have been used to select between competing psychological theories [Cavagnaro et al., 2013, Golovin et al., 2010]. In this experimental paradigm, participants are presented with options between **gamblers**, defined as discrete sets of outcomes with given probabilities and payoffs. For example, an input to a model of $\langle [.5, 10, .5, -10], 0 \rangle$ might indicate a choice between, on the one hand, a 50/50 chance of gaining or losing \$10, and on the other hand the surety of no change.

We specified our design space as 200 randomly-generated gamblers of the form $\langle [p, G, 1-p, L], 0 \rangle$ where the outcome G was strictly greater than 0 and the outcome L was strictly less than 0. The target distribution g was specified as a discrete uniform distribution across the design space.

⁸Parameter settings for the generating model were selected from among the parameter settings used for the corresponding regression problem to maximize \mathcal{D}_{model} in the binary class problem.

⁹Unlike the previous examples, the posterior parameter distributions in this example do not have a closed-form analytical solution. We approximated expectations under the parameter distribution at each time step t using importance sampling, where the importance distribution was a weighted kernel density estimate from 10,000 samples from the parameter distribution at $t-1$, each sample weighted by the product of its importance weight at time $t-1$ and its likelihood under the observation made at t .

We specified the hypothesized model class using expected utility theory (EUT), as in classical decision theory [von Neumann and Morgenstern, 1947]. Figure 6a compares adaptive and random sampling in estimating one instance of EUT: As anticipated, both methods eventually achieve the best-fitting θ , with adaptive sampling converging faster, i.e., there is no ALB here. Details of the experimental set-up are provided in Appendix A.

Figure 6b compares adaptive and random sampling when the data-generating process follows cumulative prospect theory (CPT), a better descriptor of how individuals make similar decisions than EUT [Tversky and Kahneman, 1992]. We chose a parameter setting for CPT which cannot be mimicked by any instance of EUT, guaranteeing misspecification. As expected, we observe ALB: adaptive sampling leads to systematically higher risk than random sampling.

Figure 6c has the same setup as Figure 6b, but the hypothesized model assumes choices are noisier than they truly are (i.e., the function linking the output of the latent preference function to choices induces more stochasticity). As in Figure 4, introducing noise eliminates the ALB.¹⁰

7 Discussion

We have investigated when active learning bias afflicts Bayesian adaptive experimental designs, a form of information-theoretic active learning. We have (1) demonstrated the existence of this bias, (2) developed a measure of misspecification for probabilistic model classes, (3) shown that the extent of active learning bias varies with the degree of misspecification, and (4) shown that the amount of observational noise specified by the model class mitigates the extent of active learning bias.

These findings have direct practical implications. Users of Bayesian adaptive experimental designs who wish to avoid erroneous inferences and predictions should work to ensure that their model classes are well-specified. Failing that, our results suggest ways users can reduce the anticipated active learning bias, such as increasing the amount of noise — the amount of inherent variance in outputs — specified by the model class. Of course, this robustness comes at the cost of weakening the inferences one can draw from finite data. We recognize that researchers must perform a delicate balancing act between specifying adequate uncertainty, and potentially forgoing the cost savings and statistical power resulting from Bayesian adaptive experimentation in cases where existing models are not too misspecified — potentially reducing benefits realized by experimental participants or a larger scientific community.

We speculate that specifying a higher amount of noise in a hypothesized model class in effect amounts to specifying a model class with a similar predictive distribution to a model class that includes a non-degenerate prior distribution over the functional form itself, i.e., a model class that “admits” uncertainty about the structure of m . A more sophisticated strategy would be to respecify one’s model class to include a prior distribution on m , such that the additional increased dispersion of the prior predictive distribution will be reduced as sufficiently informative data is collected.¹¹ This might, potentially, mitigate the issues raised above by both reducing active learning bias and allow appropriately strong inferences, and is a promising avenue for future work. This approach can also be seen as a safeguard against misspecification itself, by increasing the opportunities for the true data-generating process to be within the support of the prior.

Our conclusions in this paper primarily rest on simulations of simple examples. In the future, rigorous theoretical results should delineate the conditions under which one should expect active learning bias, as, e.g., a function of \mathcal{D}_{model} . While we have examined both regression and classification in a variety of modeling paradigms, future work should also attempt to extend these paradigms to other more realistic modeling scenarios. Finally, our focus was on the dynamics of Bayesian adaptive design optimization, a method well-suited for estimating models with smaller parameter spaces. Care should be taken before generalizing our findings to other active learning paradigms.

¹⁰In many instances of this paradigm, the hypothesized model class has a parameter corresponding to the “noisiness” of observed choices [Broomell and Bhatia, 2014, Scheibehenne and Pachur, 2015]. While in our example the model specification fixes this parameter, future work should look at what happens when the noise parameter has a non-degenerate prior distribution.

¹¹This is similar to existing techniques like Bayesian model averaging [Wasserman, 2000] and the many non-Bayesian forms of ensemble averaging [Krogh and Vedelsby, 1995].

Acknowledgments and Disclosure of Funding

SJS was supported by a Tata Consultancy Services (TCS) Fellowship while contributing to this work.

This work used the Extreme Science and Engineering Discovery Environment (XSEDE), which is supported by National Science Foundation grant number ACI-1548562 [Towns et al., 2014]. Specifically, it used the Bridges-2 system, which is supported by NSF award number ACI-1928147, at the Pittsburgh Supercomputing Center.

Finally, this work benefited enormously from discussion with Marina Dubova and Daniel Cavagnaro.

References

- Francis Bach. Active learning for misspecified generalized linear models. Technical Report N15/06/MM, École des Mines de Paris, 2006.
- Robert H. Berk. Limiting Behavior of Posterior Distributions when the Model Is Incorrect. *The Annals of Mathematical Statistics*, 37(1):51–58, 1966. doi: 10.1214/aoms/1177699597.
- Jose M. Bernardo. Expected Information as Expected Utility. *The Annals of Statistics*, 7(3):686–690, 1979. doi: 10.1214/aos/1176344689.
- Stephen B. Broomell and Sudeep Bhatia. Parameter Recovery for Decision Modeling Using Choice Data. *Decision*, 1(4):252–274, 2014. doi: 10.1037/dec0000020.
- Daniel R. Cavagnaro, Jay I. Myung, Mark A. Pitt, and Janne V. Kujala. Adaptive Design Optimization: A Mutual Information-Based Approach to Model Discrimination in Cognitive Science. *Neural Computation*, 22(4):887–905, 2010. doi: 10.1162/neco.2009.02-09-959.
- Daniel R. Cavagnaro, Richard Gonzalez, Jay I. Myung, and Mark A. Pitt. Optimal Decision Stimuli for Risky Choice Experiments: An Adaptive Approach. *Management Science*, 59(2):358–375, 2013. doi: 10.1287/mnsc.1120.1558.
- Kathryn Chaloner and Isabella Verdinelli. Bayesian Experimental Design: A Review. *Statistical Science*, 10(3):273–304, 1995. doi: 10.1214/ss/1177009939.
- Yukun Chen, Thomas A. Lasko, Qiaozhu Mei, Joshua C. Denny, and Hua Xu. A study of active learning methods for named entity recognition in clinical text. *Journal of Biomedical Informatics*, 58:11–18, 2015. doi: 10.1016/j.jbi.2015.09.010.
- Thomas M. Cover and Joy A. Thomas. *Elements of information theory*. Wiley, New York, 1991.
- Sanjoy Dasgupta. Analysis of a greedy active learning strategy. In L. Saul, Y. Weiss, and L. Bottou, editors, *Advances in Neural Information Processing 17 [NIPS 2004]*, pages 337–344, Cambridge, Massachusetts, 2004. MIT Press.
- Hans Dembinski, Piti Ongmongkolkul, Christoph Deil, Henry Schreiner, Matthew Feickert, Andrew, Chris Burr, Jason Watson, Fabian Rost, Alex Pearce, Lukas Geiger, Bernhard M. Wiedemann, Christoph Gohlke, Gonzalo, Jonas Drotleff, Jonas Eschle, Ludwig Neste, Marco Edward Gorelli, Max Baak, Omar Zapata, and odidev. Scikit-Hep/Iminuit. *Zenodo*, 2020. doi: 10.5281/zenodo.3949207.
- Christopher C. Drovandi, James M. McGree, and Anthony N. Pettitt. Sequential Monte Carlo for Bayesian sequentially designed experiments for discrete data. *Computational Statistics & Data Analysis*, 57(1):320–335, 2013. doi: 10.1016/j.csda.2012.05.014.
- Sebastian Farquhar, Yarin Gal, and Tom Rainforth. On Statistical Bias In Active Learning: How and When to Fix It. In *Proceedings of the International Conference on Learning Representations (ICLR) 2021*, 2021.
- Daniel Golovin, Andreas Krause, and Debajyoti Ray. Near-Optimal Bayesian Active Learning with Noisy Observations. In John Lafferty, C. K. I. Williams, John Shawe-Taylor, Richard S. Zemel, and A. Culotta, editors, *Advances in Neural Information Processing 23 [NIPS 2010]*, pages 766–774, Cambridge, Massachusetts, 2010. MIT Press.

- Katharine E. Henry, David N. Hager, Peter J. Pronovost, and Suchi Saria. A targeted real-time early warning score (TREWScore) for septic shock. *Science Translational Medicine*, 7(299), 2015. doi: 10.1126/scitranslmed.aab3719.
- Neil Houlsby, Ferenc Huszár, Zoubin Ghahramani, and Máté Lengyel. Bayesian Active Learning for Classification and Preference Learning. *arXiv:1112.5745 [cs, stat]*, 2011.
- Takafumi Kanamori. Statistical Asymptotic Theory of Active Learning. *Annals of the Institute of Statistical Mathematics*, 54(3):459–475, 2002.
- Andreas Krause, Ajit Singh, and Carlos Guestrin. Near-Optimal Sensor Placements in Gaussian Processes: Theory, Efficient Algorithms and Empirical Studies. *Journal of Machine Learning Research*, 9:235–284, 2008.
- Anders Krogh and Jesper Vedelsby. Neural Network Ensembles, Cross Validation, and Active Learning. In Gerald Tesauro, David Touretzky, and Todd Leen, editors, *Advances in Neural Information Processing Systems 7 [NIPS 1994]*, pages 231–238, Cambridge, Massachusetts, 1995. MIT Press.
- D. V. Lindley. On a Measure of the Information Provided by an Experiment. *The Annals of Mathematical Statistics*, 27(4):986–1005, 1956.
- David J. C. MacKay. The Evidence Framework Applied to Classification Networks. *Neural Computation*, 4(5):720–736, 1992a. doi: 10.1162/neco.1992.4.5.720.
- David J. C. MacKay. Information-Based Objective Functions for Active Data Selection. *Neural Computation*, 4(4):590–604, 1992b. doi: 10.1162/neco.1992.4.4.590.
- Chelsea Murray, James U. Allingham, Javier Antorán, and José Miguel Hernández-Lobato. Addressing Bias in Active Learning with Depth Uncertainty Networks... or Not. In *I (Still) Can't Believe It's Not Better Workshop at NeurIPS 2021*, 2021.
- Jay I. Myung, Daniel R. Cavagnaro, and Mark A. Pitt. A tutorial on adaptive design optimization. *Journal of Mathematical Psychology*, 57(3-4):53–67, 2013. doi: 10.1016/j.jmp.2013.05.005.
- Roger J. Owen. A Bayesian Approach to Tailored Testing. Research Bulletin RB-69-92, Educational Testing Service, Princeton, NJ, 1969.
- Ameya Prabhu, Charles Dognin, and Maneesh Singh. Sampling Bias in Deep Active Classification: An Empirical Study. *arXiv:1909.09389 [cs]*, 2019.
- Drazen Prelec. The Probability Weighting Function. *Econometrica*, 66(3):497–527, 1998. doi: 10.2307/2998573.
- Elizabeth G. Ryan, Christopher C. Drovandi, James M. McGree, and Anthony N. Pettitt. A Review of Modern Computational Algorithms for Bayesian Optimal Design. *International Statistical Review*, 84(1):128–154, 2016. doi: 10.1111/insr.12107.
- Benjamin Scheibehenne and Thorsten Pachur. Using Bayesian hierarchical parameter estimation to assess the generalizability of cognitive models of choice. *Psychonomic Bulletin & Review*, 22: 391–407, 2015. doi: 10.3758/s13423-014-0684-4.
- Burr Settles. *Active Learning*. Synthesis Lectures on Artificial Intelligence and Machine Learning. Morgan & Claypool Publishers, 2012.
- Cosma Rohilla Shalizi. Dynamics of Bayesian updating with dependent data and misspecified models. *Electronic Journal of Statistics*, 3:1039–1074, 2009. doi: 10.1214/09-EJS485.
- Chenlu Shi and Boxin Tang. Model-Robust Subdata Selection for Big Data. *Journal of Statistical Theory and Practice*, 15(82), 2021. doi: 10.1007/s42519-021-00217-9.
- Richard Shiffrin and Suyog Chandramouli. Model Selection, Data Distributions, and Reproducibility. In Harald Atmanspacher and Sabine Maasen, editors, *Reproducibility: Principles, Problems, Practices, and Prospects*, pages 115–140. John Wiley & Sons, Inc., Hoboken, NJ, USA, 2016. doi: 10.1002/9781118865064.ch6.

- Sabina J. Sloman and Daniel M. Oppenheimer. You Take the High Road, and I'll Take the Low Road: Evaluating the Topographical Consistency of Cognitive Models. In *Proceedings of the 42nd Annual Virtual Meeting of the Cognitive Science Society*, 2020.
- Jonathan Spencer, Sanjiban Choudhury, Arun Venkatraman, Brian Ziebart, and J. Andrew Bagnell. Feedback in Imitation Learning: The Three Regimes of Covariate Shift. *arXiv:2102.02872 [cs, stat]*, 2021.
- Henry P. Stott. Cumulative prospect theory's functional menagerie. *Journal of Risk and Uncertainty*, 32:101–130, 2006. doi: 10.1007/s11166-006-8289-6.
- Masashi Sugiyama. Active Learning for Misspecified Models. In Y. Weiss, B. Schölkopf, and J. Platt, editors, *Advances in Neural Information Processing 18 [NIPS 2005]*, pages 1305–1312, Cambridge, Massachusetts, 2005. MIT Press.
- Masashi Sugiyama, Taiji Suzuki, Shinichi Nakajima, Hisashi Kashima, Paul von Bünau, and Motoaki Kawanabe. Direct importance estimation for covariate shift adaptation. *Annals of the Institute of Statistical Mathematics*, 60:699–746, 2008. doi: 10.1007/s10463-008-0197-x.
- John Towns, Timothy Cockerill, Maytal Dahan, Ian Foster, Kelly Gaither, Andrew Grimshaw, Victor Hazlewood, Scott Lathrop, Dave Lifka, Gregory D. Peterson, Ralph Roskies, J. Ray Scott, and Nancy Wilkins-Diehr. XSEDE: Accelerating Scientific Discovery. *Computing in Science & Engineering*, 16(5):62–74, 2014. doi: 10.1109/MCSE.2014.80.
- Amos Tversky and Daniel Kahneman. Advances in Prospect Theory: Cumulative Representation of Uncertainty. *Journal of Risk and Uncertainty*, 5:297–323, 1992.
- Arun Varghese, Tao Hong, Chelsea Hunter, George Agyeman-Badu, and Michelle Cawley. Active learning in automated text classification: a case study exploring bias in predicted model performance metrics. *Environment Systems and Decisions*, 39:269–280, 2019. doi: 10.1007/s10669-019-09717-3.
- John von Neumann and Oskar Morgenstern. *Theory of Games and Economic Behavior*. Princeton University Press, Princeton, NJ, 2nd edition, 1947.
- Larry Wasserman. Bayesian Model Selection and Model Averaging. *Journal of Mathematical Psychology*, 44(1):92–107, 2000. doi: 10.1006/jmps.1999.1278.
- Junfeng Wen, Chun-Nam Yu, and Russell Greiner. Robust Learning under Uncertain Test Distributions: Relating Covariate Shift to Model Misspecification. In *Proceedings of the 31st International Conference on Machine Learning*, volume 32. JMLR: W&CP, 2014.
- John Whitehead and Hazel Brunier. Bayesian Decision Procedures for Dose Determining Experiments. *Statistics in Medicine*, 14(9):885–893, 1995. doi: 10.1002/sim.4780140904.

A Details of preference learning example

For each input of the form $\langle [p, G, 1 - p, L], 0 \rangle$, we refer to the option that yields G with probability p and L with probability $1 - p$ as the *gamble*, and model P_{gamble} , the probability that a participant selects the gamble over the certain outcome of no payoff.

We specified both EUT and CPT such that P_{gamble} is a monotonic function of $V(gamble)$, the participant's valuation of, or strength of preference for, the gamble over the certain outcome.¹² We used the following *choice function* to link $V(gamble)$ to P_{gamble} [Stott, 2006]:

$$P_{gamble} = \frac{1}{1 + e^{-\epsilon V(gamble)}} \quad (9)$$

¹²Classical expected utility theory prescribes deterministic choices [von Neumann and Morgenstern, 1947], but behavioral scientists have found that people's probability of selecting a given option tends to increase with their strength of preference for it; see Stott [2006] for a review. In general, we use "EUT" and "CPT" to refer to the mathematical specifications we used in our simulations, and note where these do not exactly align with the claims of the theoretical framework of Expected Utility Theory or Cumulative Prospect Theory, respectively.

The function mapping $[p, G, 1 - p, L]$ to $V(\text{gamble})$ depends on whether the model class is EUT or CPT. ϵ is a “sensitivity” parameter that determines how deterministically $V(\text{gamble})$ is linked to a participant’s observed preferences. When ϵ is large, participants are more likely to select options to which they assign a higher valuation. We introduce “noise” into the hypothesized model class by manipulating ϵ (see section A.3).

A.1 Specification of EUT

While the theoretical framework of EUT as a decision theory is consistent with a variety of functional forms [von Neumann and Morgenstern, 1947], for the sake of this example, we use a deliberately simplified version where $V(\text{gamble})$ is determined by a single parameter α :

$$V(\text{gamble}) = pG^\alpha - (1 - p)(-L)^\alpha \quad (10)$$

When estimating α , we assigned it a standard uniform prior, and represented its distribution as a grid of 1,001 points.

A.2 Specification of CPT

We present a simplified version of CPT, which is a special case of the full theory in case an option contains only one positive and one negative outcome. Interested readers can consult Tversky and Kahneman [1992] or Broomell and Bhatia [2014] for discussion of the general formulations of CPT.

CPT differs from EUT in two important ways [Tversky and Kahneman, 1992]:

1. In EUT, the *decision weight* associated with a payoff, or its coefficient in the linear combination of payoffs used to calculate $V(\text{gamble})$, is simply the probability of its realization. In CPT, the decision weight is a non-linear function of the payoff’s associated probability, $w(\cdot)$.
2. In CPT, payoffs below 0 are additionally multiplied by a *loss aversion* term Λ .

In other words, CPT posits that $V(\text{gamble})$ is computed as:

$$V(\text{gamble}) = w(p)G^\alpha - w(1 - p)\Lambda(-L)^\alpha \quad (11)$$

We used a probability weighting function w proposed by Prelec [1998]:

$$w(p) = e^{-(-\ln(p))^\gamma} \quad (12)$$

CPT thus has three free parameters: α , γ and Λ .

A.3 Parameter settings

The simulations in each panel of Figure 6 were all run under the same set of generating parameters.

In Figure 6a, f is EUT, with $\alpha = .5$. In Figures 6b and 6c, f is CPT, with $\alpha = .5$, $\gamma = .5$ and $\Lambda = 2$.

In Figures 6a and 6b, $\epsilon = 1$ for both the true and hypothesized model class. In Figure 6c, $\epsilon = 1$ for the true model but $\epsilon = .1$ for the hypothesized model class.