

Cascading Residual Graph Convolutional Network for Multi-Behavior Recommendation

MINGSHI YAN, Dalian Minzu University, China

ZHIYONG CHENG, Qilu University of Technology (Shandong Academy of Sciences), China

CHEN GAO, Tsinghua University, China

JING SUN, Dalian Minzu University, China

FAN LIU, National University of Singapore, Singapore

FUMING SUN, Dalian Minzu University, China

HAOJIE LI, Dalian University of Technology, China

Multi-behavior recommendation exploits multiple types of user-item interactions, such as *view* and *cart*, to learn user preferences and has demonstrated to be an effective solution to alleviate the data sparsity problem faced by the traditional models that often utilize only one type of interaction for recommendation. In real scenarios, users often take a sequence of actions to interact with an item, in order to get more information about the item and thus accurately evaluate whether an item fits personal preference. Those interaction behaviors often obey a certain order, and more importantly, different behaviors reveal different information or aspects of user preferences towards the target item. Most existing multi-behavior recommendation methods take the strategy to first extract information from different behaviors separately and then fuse them for final prediction. However, they have not exploited the connections between different behaviors to learn user preferences. Besides, they often introduce complex model structures and more parameters to model multiple behaviors, largely increasing the space and time complexity. In this work, we propose a lightweight multi-behavior recommendation model named *Cascading Residual Graph Convolutional Network* (CRGCN for short) for multi-behavior recommendation, which can explicitly exploit the connections between different behaviors into the embedding learning process without introducing any additional parameters (with comparison to the single-behavior based recommendation model). In particular, we design a cascading residual graph convolutional network (GCN) structure, which enables our model to learn user preferences by continuously refining user embeddings across different types of behaviors. The multi-task learning method is adopted to jointly optimize our model based on different behaviors. Extensive experimental results on two real-world benchmark datasets show that CRGCN can substantially outperform state-of-the-art methods, achieving 34.75% and 45.62% relative gains on average over the best baseline across the two datasets. Further studies also analyze the effects of leveraging multi-behaviors in different numbers and orders on the final performance.

CCS Concepts: • **Information systems** → **Personalization**; **Recommender systems**; **Collaborative filtering**.

Authors' addresses: Mingshi Yan, Dalian Minzu University, No. 18, Liaohe West Road, Jinpu New Area, Dalian, Liaoning, China, 116600, neo.ms.yan@gmail.com; Zhiyong Cheng, Qilu University of Technology (Shandong Academy of Sciences), Shandong Artificial Intelligence Institute, 19 Keyuan Road, Jinan, Shandong, China, 250014, jason.zy.cheng@gmail.com; Chen Gao, Tsinghua University, No. 30, Shuangqing Road, Haidian District, Beijing, China, 100084, chgao96@gmail.com; Jing Sun, Dalian Minzu University, No. 18, Liaohe West Road, Jinpu New Area, Dalian, Liaoning, China, 116600, jingsun@dlmu.edu.cn; Fan Liu, National University of Singapore, School of Computing, 13 Computing Drive, Singapore, Singapore, 117417, Singapore, liufancs@gmail.com; Fuming Sun, Dalian Minzu University, No. 18, Liaohe West Road, Jinpu New Area, Dalian, Liaoning, China, 116600, sunfuming@dlmu.edu.cn; Haojie Li, Dalian University of Technology, No. 321, Tuqiang Street, Jinpu New Area, Dalian, Liaoning, China, 116600, hjli@dlut.edu.cn.

Permission to make digital or hard copies of all or part of this work for personal or classroom use is granted without fee provided that copies are not made or distributed for profit or commercial advantage and that copies bear this notice and the full citation on the first page. Copyrights for components of this work owned by others than ACM must be honored. Abstracting with credit is permitted. To copy otherwise, or republish, to post on servers or to redistribute to lists, requires prior specific permission and/or a fee. Request permissions from permissions@acm.org.

© 2022 Association for Computing Machinery.

Manuscript submitted to ACM

Manuscript submitted to ACM

Additional Key Words and Phrases: Collaborative filtering, cold-start, graph convolutional network, multi-behavior recommendation, multi-task learning

ACM Reference Format:

Mingshi Yan, Zhiyong Cheng, Chen Gao, Jing Sun, Fan Liu, Fuming Sun, and Haojie Li. 2022. Cascading Residual Graph Convolutional Network for Multi-Behavior Recommendation. 1, 1 (May 2022), 24 pages. <https://doi.org/10.1145/nnnnnnnn.nnnnnnnn>

1 INTRODUCTION

Personalized recommender systems, which filter information and products that are of interest or need, achieve great success in the information-overload era [44]. Collaborative Filtering (CF) [9, 13, 23], which learns user preferences from user-item interaction data, is one of the most successful and widely used models in recommender systems. Along with the development of recommendation techniques, plenty of CF models [12, 17, 21] have been proposed, from matrix factorization methods [13, 22], to deep neural network models [7], and to the recent advances of graph neural network models [6, 31]. Most CF models only consider one type of behavior (such as the *purchase* behavior on e-commerce platforms). With the huge number of products available for selection on e-commerce platforms, the number of products ultimately purchased by a user is very small, leading to extremely sparse data on purchase behavior. As a result, the CF models relying on a single-type behavior cannot well capture user preferences with limited interaction data (*i.e.*, data sparsity or cold-start problem) [6], resulting in dramatic performance degradation. Fortunately, when interacting with the information systems, there are other behaviors, such as *viewing* and *collecting*, which also provide interaction information between users and items. This motivates studies on leveraging multi-behavior information to assist in learning user preferences and thus alleviate the data sparsity issue. This method, which exploits multiple types of behavior information for recommendation, is also called *multi-behavior recommendation* [4, 8, 14, 19, 24, 36, 37, 45].

Among existing multi-behavior recommendation methods, many methods treat other types of behavior data (besides the target behavior) as auxiliary data to help learn user preferences in the training process. For example, the early matrix factorization-based model CMF [25] separately performs matrix factorization on multiple matrices constructed from data of different behaviors to train shared user and item representations. Recent GCN-based model MBGCN [8] learns user embeddings by propagating item nodes' embeddings based on different user-item behavior propagation layers, and the final user embeddings are obtained by aggregating the embeddings learned from different user-item behaviors based on their contributions. The limitation of those methods is that they have not exploited the information of user preferences contained in the connections between different behaviors that often happen in a certain order in real scenarios, *e.g.*, *view*->*cart*->*buy*. In fact, the sequential behaviors of users interacting with items often disclose different levels of user preferences towards the target item. For example, when a user is attracted to an item by its easily-observable features, such as appearance or brand, she will click the item and take a look at more information about the item (*view* behavior); if the user is still interested in the item after getting more information about the item, she will put it into the shopping cart (*cart* behavior); the user will finally purchase the item if she is satisfied by the item after carefully examining all aspects of the item or comparing it with other candidates (*buy* behavior). The behaviors at different positions in the sequence reveal user preferences for items at different levels. The preference dependence information contained in the behavior sequence is beneficial to user preference modeling. As far as we know, only a few methods in the literature attempt to model [4, 15] the dependent relationship between behaviors to exploit multiple types of behaviors. A typical example is NMTR [4], which correlates the model predictions of each behavior type in a cascading manner and develops multiple neural network modules to learn user preferences from the shared embedding layer under different behaviors.

Despite the progress, there are still two major limitations in existing works as follows. Firstly, **the preference information conveyed in the behavior sequence has not been well exploited in user preference modeling**. Existing works of multi-behavior recommendation often independently model the different types of behaviors, which have not well exploited the preference dependence among different behaviors. Although a few recent works, such as NMTR, have considered the connection between different behaviors, it has not explicitly incorporated the connection information into the embedding learning process. Instead, it exploits the connection information in the prediction scores to guide the embedding learning based on different behaviors. Besides, **multi-behavior recommendation models are often implemented at the cost of complex model structure and high computational cost**. Existing multi-behavior recommendation models generally ignore the model complexity when pursuing more accurate recommendation performance. In fact, the common paradigm of modeling each type of behavior separately in existing methods will introduce a large number of additional trainable parameters. Moreover, to achieve higher recommendation accuracy, they often adopt some advanced techniques in the model, such as attention mechanisms, which often further increase the computational complexity of the model. In real applications, efficiency is also an important aspect of recommender systems. A model with comparable recommendation accuracy but fewer parameters and lower computational complexity will be more desirable.

Motivated by the above considerations, we propose a novel lightweight graph neural network-based model named *Cascading Residual Graph Convolutional Network* (CRGCN), which leverages the relations among the sequential behaviors to gradually learn and refine user preference representations. We deem that the sequence of behaviors corresponds to the user’s decision-making process, *e.g.*, *click/view*, *collection*, and *buy*. The different types of behaviors in a sequence reflect user’s preferences for items at different levels. For example, *buy* denotes that the item can well satisfy the user’s preference, and *view* indicates that the user is interested in the item in some aspect, such as appearance. With this consideration, we propose to model user preferences (*i.e.*, user embedding in the model) by continuously refining it across the sequence of behaviors. For the ease of presentation, we define the initialized embedding as the **basic features**, and the features learned from each behavior as the **behavioral features**. More precisely, we first build cascading sequences based on the user’s decision process, from the initial click behavior to the final purchase behavior. For each type of behavior, a residual block is assigned to learn the behavioral features based on *the output of the previous block and the interaction data of this behavior*, and then output a fusion of *the learned features and the output of the previous block from a short-cut connection* (See Fig. 2 for the model structure). The short-cut connection is to preserve the information learned from the previous type of behavior. The behavioral features in each block are learned by the LightGCN model [6], due to its impressive performance and lightweight design by removing the feature transformation and non-linear operation. The cascading structure is adopted to connect multiple residual blocks according to the occurrence sequence of behaviors. User preferences can be continuously learned and refined through the sequence of behaviors. In this way, our model explicitly exploits the preference relation between different behaviors in the embedding learning process. Finally, we utilize the multi-task learning approach, which can effectively exploit all the data simultaneously to jointly optimize multiple behaviors to learn the user/item embeddings. It is worth mentioning that our model does not introduce any trainable parameters besides the ones used for initializing the user and item embeddings. Therefore, our model enjoys the advantage of low complexity and is easily trained. We conduct extensive experiments and ablation studies on two real-world benchmark datasets, Tmall and Beibei, to evaluate both the effectiveness and efficiency of our proposed CRGCN model. The evaluation results demonstrate that the proposed CRGCN significantly outperforms the state-of-the-art recommendations, including single-behavior models [6, 21] and multi-behavior methods [4, 8, 24, 36]. Remarkably, it achieves 34.75% and 45.62% relative gains on average over the best

baseline across the two datasets, respectively. Interestingly, we observed that the one-layer (for each residual block) can already achieve very impressive performance in experiments. Furthermore, CRGCN achieves the best performance in handling cold-start users even without user-item interactions from auxiliary behaviors in the training dataset.

To summarize, the main contributions of this work are as follows:

- We explicitly exploit the preference dependency relations among multi-behavior information into user embedding learning and propose to gradually update user preferences in the sequence of different behaviors.
- We propose a lightweight multi-behavior recommendation model called CRGCN, in which a residual block is designed to fuse previous behavioral features into the embedding learning process in current behavior features and preserve the previous behavioral features with a short-cut connection. In this way, the user preferences can be gradually refined across different behaviors.
- We conduct extensive experiments on two real-world datasets to verify the effectiveness of our CRGCN model. Experimental results show that CRGCN can substantially improve the recommendation performance compared with state-of-the-art models in both the warm- and cold-start settings.

The remainder of this paper is structured as follows. Section 2 briefly introduces related work, and Section 3 describes our CRGCN model in detail. Next, Section 4 introduces the experimental setup and reports the experimental results. Finally, Section 5 concludes this paper.

2 RELATED WORK

2.1 Multi-Behavior Recommendation

Multi-behavior recommendation refers to leveraging multiple types of user-item interactions to enhance recommendation performance [18, 41]. Generally, it can improve the prediction ability of target behavior by extracting useful prediction signals from the other types of behaviors. The existing works can be divided into two categories, shallow models and deep models based on neural networks.

The former methods are based on traditional machine learning techniques, *i.e.*, shallow models. Earlier works exploited multi-behavior data with matrix factorization techniques [13]. For example, Ajit *et al.* [25] proposed a collective matrix factorization model (CMF) to decompose multiple matrices simultaneously with entity parameter sharing. Zhao *et al.* [47] further extended CMF to perform matrix factorization of different behaviors by sharing items. In addition, some works exploited multiple behaviors by designing new sampling strategies [2, 5, 15, 19]. Loni *et al.* [15] extended BPR [21] by designing a negative sampling strategy to sample the interaction data of user-item with different behaviors. Ding *et al.* [2] further developed on this basis and improved the negative sampling strategy to make better use of the data. Guo *et al.* [5] proposed to generate samples from multiple auxiliary behaviors according to the item-item similarity to help training. Qiu *et al.* [19] proposed an adaptive sampling strategy to solve the unbalanced correlation among different behaviors. Several studies consider temporal information in multi-behavior recommendations [3, 14, 16].

The major limitation of these methods is the lack of exploration of the relationship among behaviors.

The latter ones are based on deep learning models. In recent years, deep learning has exhibited a strong ability for representation learning, and has also been applied in multi-behavior recommender tasks. Gao *et al.* [4] constructed a neural collaborative filtering (NCF) model to capture the complicated and multi-type interaction under each type of behavior. They consider the cascading relationship among different types of behaviors shown in user multi-behavior data, by re-using the previous-behaviors' prediction scores in the given behavior. Jin *et al.* [8] constructed a unified graph to represent multi-behavior data, and learned the influence strength (to the target behavior) and semantics of

different behaviors by user-item and item-item propagation layers, respectively. Xia *et al.* [38] proposed a multi-behavior recommender framework with a graph meta-network, which incorporates the multi-behavior pattern modeling into a meta-learning paradigm for exploring the complex dependencies across different types of user-item interactions. Although great progress has been achieved by these methods, they have not fully considered the fine-grained relationships between behaviors, as discussed in the introduction. In addition, these methods often rely on heavy network structure and introduce more parameters to model the multi-behaviors, thus largely increasing the computational complexity.

In this work, we model different behaviors in the form of cascading residual blocks by effectively exploring the preference information connections between behaviors. We propose to refine the user embedding based on cascading residual blocks, corresponding to the user-decision process. In addition, our model does not introduce any learnable parameters besides user/item embeddings, which enjoys the benefits of low computational complexity.

2.2 Graph Convolutional Network for Recommendation

Graph Convolution Network (GCN)-based models have achieved great success in a variety of applications [11]. The basic idea of GCN is to update a target node’s embedding by iteratively aggregating information from its local graph neighbors. Due to its strong capability of representation learned from non-Euclidean structures, GCN has also been widely applied in recommender systems [20, 39, 46], since relations between users and items can be naturally represented by graph structures.

As for collaborative filtering, which is the most fundamental recommendation technique, GCN-based models have shown strong performance [1, 6, 31, 32, 34, 48]. Wang *et al.* [31] modeled the higher-order connectivity information and recursively propagated embeddings non-linearly on the graph. He *et al.* [6] deeply analyzed the effect of feature transformation and nonlinear activation. Thus, the authors further proposed to replace nonlinear propagation with linear propagation, and retain only the most basic neighborhood aggregation components. Such an operation not only simplified the model structure, but also made the model easier to implement and train. Wang *et al.* [32] regarded the user-item interaction graph as an entanglement model of heterogeneous information, and obtained the representation of the user’s different intentions through embedding disentanglement. Moreover, GCN-based models are also widely deployed in multi-behavior recommendation tasks [8, 36, 38, 45]. For example, Jin *et al.* [8] built multi-behavior data into a unified heterogeneous graph, and then used GCN to learn the behavioral strength and user preferences. Xia *et al.* [36] captured type-aware behavior collaborative signals through message propagation on heterogeneous graphs. Zhang *et al.* [45] modeled different graph networks for various behaviors to explore the commonality and specificity of user preferences in different behaviors, in which the GCN model helps improve the accuracy of feature extraction.

In our work, we propose cascading residual blocks based on graph convolutional networks, which can not only effectively extract the preference signal of each type of behavior, but also refine user embedding by extracting useful information from the signal learned in each behavior across the residual blocks corresponding to the sequence of behaviors.

3 METHODOLOGY

3.1 Problem Formulation

In the real-world scenario of recommendation platforms, there are multiple types of interactions between users and items. However, traditional methods often only consider the user-item interactions under one specific behavior, *i.e.*, target behavior [4, 8]. Other kinds of behaviors, such as *view*, *add to cart*, *collect*, *etc.*, have not been well exploited.

These auxiliary behavioral data provide rich information about user preferences and can be leveraged to model user preferences better, and thus can help alleviate data sparsity and cold start problems, as well as improve recommendation performance. In this work, we propose a novel model to explicitly take the connections between different behaviors into the embedding learning process. Before formally introducing our model, we first introduce the key notations and problem setting.

Let $\mathcal{U} = \{u_1, \dots, u_m, \dots, u_M\}$ and $\mathcal{I} = \{i_1, \dots, i_n, \dots, i_N\}$ respectively be the set of users and items, in which M and N denotes the number of users and items. We use $\mathcal{W} = [\mathbf{W}^1, \dots, \mathbf{W}^b, \dots, \mathbf{W}^B]$ to denote the list of interaction matrices sorted by a defined order, where \mathbf{W}^b is the interaction matrix of the b -th behavior and \mathbf{W}^B is the target behavior. Specifically, interaction matrix \mathbf{W}^b is binary, that is each entry in it has a value of 1 or 0, defined as follows,

$$w_{ui}^b = \begin{cases} 1, & \text{if user } u \text{ has interacted with item } i \text{ under behavior } b; \\ 0, & \text{otherwise.} \end{cases} \quad (1)$$

The studied problem is formulated as follows:

Input: user set \mathcal{U} , item set \mathcal{I} respectively, and the interaction matrix list \mathcal{W} .

Output: predict a similarity score, which indicates the possibility that a user u will take a target behavior (e.g., *buy*) to an item i . The recommendation list can be generated by sorting items based on the similarity score in descending order.



Fig. 1. The illustration of the sequence and relation of different types of behaviors.

3.2 CRGCN Model

In this section, we will introduce our CRGCN model in detail. As discussed in the introduction, we aim to explore the connections between different behaviors to obtain a more complete representation of user and item embeddings. In fact, before the target behavior happens between the user and item, it is often the case that the user has already taken some other behaviors to the item [29, 49]. Taking the e-commerce platform as an example, the possible interactions between

users and items under different behaviors are shown in Figure 1. While a user u uses the platform, she may be attracted by the appearance or description of item i_1 , and thus leads to the *browsing* behavior. However, after browsing the details of the product, she finds out that the item does not match her taste. As a result, she would not take further action to the item, such as *adding-to-cart*. Similarly, if she adds i_2 to cart after browsing, the user might not buy it due to price or some other reasons (for example, she finds another item such as i_3 can better fit her needs). From this example, we can have the following three observations about the interaction between users and items. First, only partial information of user preferences can be observed from the interaction of a single behavior. Second, along with more behaviors involved in the interaction with an item, more information about user preferences towards the item is revealed. Last, the order of behaviors interacted with item also indicates a cascading relationship of user preferences among different behaviors.

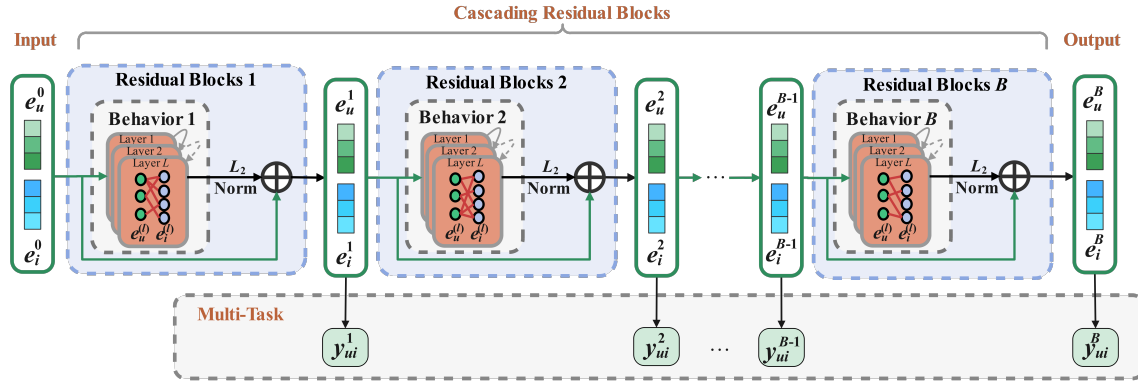


Fig. 2. The illustration of CRGCN model, where input is the initialized basic features, and the output is the final feature after fusing all the behavioral features.

Enlighten by the above three points, we attempt to make full use of all behavioral data and design the model to improve the prediction ability of target behavior by well exploiting the relationship among behaviors. The overall structure of our CRGCN model is shown in Figure 2. The key component of our model is the residual block, which not only learns the user and item embeddings from each type of behavior but also captures the cascading effect between different types of behaviors. Therefore, the functionality of each residual block can be divided into two parts: *single behavior modeling* and *cascading effect modeling*. The part of behavior modeling is used to model the behavioral features from a single behavior. The cascading effect modeling leverages multiple behaviors in a specific order to capture the preference dependency information among different behaviors. Specifically, the captured behavioral features are incrementally integrated into the basic features through a short-cut path, and then fed to the next residual block. It refines the user/item embeddings through information propagation across different behaviors. Last, multi-task learning is used to jointly learn the embeddings from different behaviors, improving the ability to predict the target behavior.

3.2.1 Embedding initialization. Following the common approach used in existing recommendation methods [4, 6, 8], we associate each user and item with an ID embedding. Specifically, let $P \in \mathbb{R}^{M \times d}$ and $Q \in \mathbb{R}^{N \times d}$ be the embedding matrices for the user and item embedding initialization, where M and N denote the number of users and items, respectively; and d denotes the embedding size. Formally, given the one-hot embedding matrix ID^U and ID^I for users and items, the embeddings are initialized as:

$$\mathbf{e}_u^0 = P \cdot \mathbf{ID}_u^{\mathcal{U}}, \quad \mathbf{e}_i^0 = Q \cdot \mathbf{ID}_i^{\mathcal{I}}, \quad (2)$$

where \mathbf{e}_u^0 and \mathbf{e}_i^0 are the initialized user u 's and item i 's embeddings, respectively. $\mathbf{ID}_u^{\mathcal{U}}$ ($\mathbf{ID}_i^{\mathcal{I}}$) is user u 's (item i 's) one-hot vector. It is worth mentioning that the embedding matrices P and Q are the only learnable parameters in our model.

3.2.2 Cascading Residual blocks. The goal of cascading residual blocks is to extract user preferences from individual behaviors and also capture the cascading relations of user preferences among behaviors to comprehensively learn user preferences. The main idea is to take the basic features as the initialized user and item embeddings, and then continuously refine them by leveraging the behavioral features learned from each type of behavior. In the next, we will describe the residual block in detail from its two functionalities.

Single behavior modeling. This part is to learn user preferences from a single behavior (*i.e.*, behavioral features). In recent years, Graph Convolutional Networks (GCNs) [26, 31, 33, 35, 40, 42, 43] have shown a strong ability in learning from graph-structured data, and have demonstrated good recommendation performance. In order to mine the behavioral features contained in the historical interaction data of the behavior, we employ neighborhood aggregation, which is an essential component in GCN. To be more specific, inspired by the recent advances of GCN-based recommendation [6], we aggregate the information from neighbors without nonlinear transformation. The information aggregated from neighbors intuitively reflects the user's interests in the current behavior based on learning from high-order connectivity. The neighborhood aggregation for updating user node embeddings is formulated as follows,

$$\mathbf{e}_u^{(l)} = \text{AGG}(\{\mathbf{e}_i^{(l-1)} : i \in N_u\}), \quad (3)$$

where **AGG** denotes the aggregation function, which aggregates the information of neighboring nodes of user u ; and $\mathbf{e}_i^{(l-1)}$ denotes the item embedding of neighboring node of user u from the $(l-1)$ -th layer. Here \mathbf{e}_i^0 denotes the initialized item embedding, and N_u denotes the set of items that are interacted with by the user u . The embeddings of item nodes are updated in the same way. For simplicity, the aggregation function in standard GCN [11] is adopted in our implementation, namely,

$$\begin{aligned} \mathbf{e}_u^{(l)} &= \sum_{i \in N_u} \frac{1}{\sqrt{|N_u|}\sqrt{|N_i|}} \mathbf{e}_i^{(l-1)}, \\ \mathbf{e}_i^{(l)} &= \sum_{u \in N_i} \frac{1}{\sqrt{|N_i|}\sqrt{|N_u|}} \mathbf{e}_u^{(l-1)}, \end{aligned} \quad (4)$$

where $\frac{1}{\sqrt{|N_u|}\sqrt{|N_i|}}$ denotes the normalization coefficient. $\mathbf{e}_u^{(l)}$ ($\mathbf{e}_i^{(l)}$) denotes the user (item) outputs from the l -th layer, when $l = 1$, \mathbf{e}_u^0 and \mathbf{e}_i^0 denote the initialized user and item embedding, respectively. $\mathbf{e}_u^{(l)}$ and $\mathbf{e}_i^{(l)}$ are the final output of the GCN (*i.e.*, behavioral features). For the convenience of the description below, we define the final output of GCN as \mathbf{e}'_u and \mathbf{e}'_i (*i.e.*, $\mathbf{e}'_u = \mathbf{e}_u^{(l)}$, $\mathbf{e}'_i = \mathbf{e}_i^{(l)}$).

In this part, we exploit the neighborhood aggregation of GCN to learn the user preferences (*i.e.*, behavioral features) from each behavior. Remind that in our model, we assume that only partial preference of users can be observed from a single behavior. In the next, we will introduce how to use these behavioral features to refine user preferences in detail.

Cascading effect modeling. As discussed above, different behaviors often reflect different aspects of user preferences towards an item. More importantly, the behaviors interacting with items in a certain order reveal user preferences at different degrees. We aim to continuously refine user preferences by integrating all behavioral features and exploiting

the connections between different behaviors. We achieve the goal by answering two questions: 1) how to integrate the behavioral features learned from different behaviors? 2) how to explore the connection between different behaviors?

For the first question, in each block, we can fuse the behavioral features learned in this block with the input (*i.e.*, the output of the previous block) to preserve the features from the previous block. Therefore, we design a residual (*i.e.*, short-cut) connection to refine the input embedding of each behavior. This connection directly connects the feature embedding learned from the previous block (the input feature of the block) with the one learned from the behavior data in this block. The summation method is then used to merge the two feature embeddings as output. Because the numeric value of features after the GCN learning may be of a different range from the input of the block, the direct summation may cause one feature embedding takes a dominant role in generating the results, making the other one negligible. For example, when the numeric values of two embeddings are different in the order of magnitude. To avoid this problem, we take a normalization operation on the behavioral features before summation. For simplicity, we adopt L_2 normalization in our model:

$$\tilde{\mathbf{e}}_u = \frac{\mathbf{e}'_u}{\|\mathbf{e}'_u\|_2}, \quad \tilde{\mathbf{e}}_i = \frac{\mathbf{e}'_i}{\|\mathbf{e}'_i\|_2}. \quad (5)$$

After normalization, we fuse the behavioral features learned in the current block with the one output from the previous block via the residual connection, namely,

$$\begin{aligned} \mathbf{e}_{u_{out}} &= \mathbf{e}_{u_{in}} + \tilde{\mathbf{e}}_u, \\ \mathbf{e}_{i_{out}} &= \mathbf{e}_{i_{in}} + \tilde{\mathbf{e}}_i, \end{aligned} \quad (6)$$

where $\mathbf{e}_{u_{in}}$ and $\mathbf{e}_{i_{in}}$ are the input user and item embeddings of the current block, which are also the output of the previous block. $\mathbf{e}_{u_{out}}$ and $\mathbf{e}_{i_{out}}$ denote the output user and item embedding of the current block, respectively.

With the designed residual block, the second problem can be easily addressed by connecting the residual blocks in the order of behaviors, as shown in Figure 2. In this structure, the output of the previous residual block is taken as the input of the next block to deliver the extracted behavioral information from one behavior to the next one. The information delivery between behaviors can bring us two benefits: firstly, from the perspective of learning user preferences, it can continuously refine the embeddings to model user preferences more accurately; secondly, for tackling the data sparsity problem, it can make better use of data that has not been converted into target behaviors to learn user preferences and alleviate the problem of cold-start users to some extent. Concretely, the embeddings are learned and refined in the cascading residual blocks as follows:

$$\begin{aligned} \mathbf{e}^1 &= \mathbf{e}^0 + \tilde{\mathbf{e}}^1, \\ \mathbf{e}^2 &= \mathbf{e}^1 + \tilde{\mathbf{e}}^2, \\ &\dots \\ \mathbf{e}^B &= \mathbf{e}^{B-1} + \tilde{\mathbf{e}}^B, \end{aligned} \quad (7)$$

where B is the number of the behavior, \mathbf{e}^{B-1} denotes the input of the B -th residual block (*i.e.*, the output of the $(B-1)$ -th residual block), $\tilde{\mathbf{e}}^B$ denotes the normalization behavioral features learned from the B -th behavior), and \mathbf{e}^0 represents the initialized user and item embedding (*i.e.*, basic features). Based on this design, we implement message delivery in different behavior residual blocks from the embedding level.

Through the above design, the behavioral features are fused into the basic features in an incremental form to refine the user and item embeddings. With the cascading residual blocks, our model explicitly takes the cascading effects between different behaviors into the embedding learning process. Meanwhile, the residual design can ensure that the information can be well preserved and delivered to the next behavior even when the current behavior has no interaction data. Thus, this helps alleviate the data sparsity and cold start issues.

3.2.3 Multi-Task learning. Multi-task learning (MTL) [27, 30] is a kind of joint-training paradigm for the different-yet-related task. In MTL, the performance of each task is improved by updating shared parameters or shared models. As for CRGCN, each residual block learns a type of behavioral feature, and all residual blocks share basic features through a cascading structure. To ensure effective learning of CRGCN, we take the output of each residual block as a prediction task for the current behavior. Thanks to the delivery of information in the cascading structure, during the training of the current task, it can not only train the current residual block, but also train the previous ones.

Loss function. We design a loss function for each behavior to supervise the learning process of behavioral features. As shown in figure 2, our CRGCN model can obtain each user's embedding set $\{e_u^1, e_u^2, \dots, e_u^B\}$ and each item's embedding set $\{e_i^1, e_i^2, \dots, e_i^B\}$ after learning for each behavior, where B denotes the number of behaviors. We then obtain the relevance scores y_{ui} of user-item interaction by calculating the inner product of both as follows,

$$y_{ui} = e_u^\top e_i. \quad (8)$$

Therefore, it is necessary to ensure that the score of the observed user-item pair is higher than that of the unobserved one. Given the first type of behavior as an example, the loss function is formulated as follows,

$$\mathcal{L}_1 = \sum_{(u,i,j) \in O} -\ln \sigma(y(u,i) - y(u,j)), \quad (9)$$

where $O = \{(u,i,j) | (u,i) \in \mathbb{R}^+, (u,j) \in \mathbb{R}^-\}$ is defined as positive and negative sample pairs, and $(u,i) ((u,j))$ denotes the sample that has been observed (unobserved) in the current behavior. Here $\sigma(\cdot)$ denotes the sigmoid function. The loss function for other behaviors is similar. We then can get the set of loss functions $\mathcal{B} = \{\mathcal{L}_1, \dots, \mathcal{L}_b, \dots, \mathcal{L}_B\}$, where b is the b -th behavior. Based on MTL, we treat the learning of each behavior as a task. Therefore, we add up all losses as the total loss, which is formulated as follows:

$$\mathcal{L} = \sum_{i \in \mathcal{B}} \mathcal{L}_i + \beta \cdot \|\Theta\|^2, \quad (10)$$

where Θ represents all trainable parameters in our model and β is the coefficient that controls the strength of the L_2 normalization to prevent over-fitting.

Directly optimizing this total loss function will update the parameters of multiple tasks. Specifically, it updates the initialized embeddings (*i.e.*, basic features) from the perspective of multiple tasks, directly and indirectly, since initialized embeddings are the main learnable parameters in our model.

Training. We implement our model on Pytorch¹ and adopt Adam [10] for optimization. The mini-batch training strategy is also used to speed up the training process. To generate a mini-batch, we sample the interaction data of different behaviors on a user-by-user basis to ensure that each user is trained. Specifically, given a user in a batch, a positive-negative pair is sampled for each behavior. The sampling is in the form of a triple (u, i, j) , where u represents

¹<https://pytorch.org/>

the user, i is the positive sample and j is the negative one. Take one type of behavior as an example, where i is a data sample randomly from the observed interaction data. When user u has no interaction data under this behavior, a default triple (i.e., $(0, 0, 0)$) is returned to ensure the training is running properly.

In order to avoid the over-fitting problem, two widely-used dropout strategies are adopted in experiments [8, 28, 31]: message dropout and node dropout. Specifically, message dropout is used to drop out the information in the embedding, and node dropout is used to randomly drop out nodes in the graph.

3.2.4 Complexity analysis. Our CRGCN model does not introduce any trainable parameters other than the ones in user and item embedding initialization. Thus, CRGCN has the same trainable parameters as the basic MF [21] model, demonstrating a big advantage in the space complexity. The computing complexity of our model is analyzed in the following. Let the batch size is D , and B denote the number of behaviors. The computing complexity of one-layer GCN is $O(E)$ [11], where E represents the edge size in the GCN layer. The computing complexity of Equation 10 is $O(B(2D + E))$. Given the same settings, the computing complexity of LightGCN is $O(2D + E)$. Since the number of behaviors in multi-behavior tasks is generally not very large ($B = 4$ in Tmall dataset and $B = 3$ in Beibei dataset). Thus, the computing complexity of CRGCN is $O(2D + E)$, which is similar to LightGCN. Compared with other multi-behavior recommendation models, our model enjoys a big advantage in computation complexity.

3.3 Model Discussion

In this section, we will analyze and discuss the design of each part in our model to justify the rationality of the design of CRGCN. The overall design of our model is to explore the relationship between different behaviors, and achieve the continuous refinement of user preferences with the exploitation of different behaviors.

- **Behavior modeling.** The design of this part aims to mine the user preferences from different types of behaviors. In recent years, GCN has set up a new standard for collaborative filtering-based recommendation methods due to its powerful representation learning ability from the graph structure. In the recommendation scenario, the GCN methods can leverage the high-order connectivity in the user-item bipartite graph for the user and item embedding learning. Accordingly, we also adopt the GCN techniques in our model to learn user and item embeddings from the interaction data of each behavior.
- **Residual block.** Residual blocks are designed to integrate user preferences learned from different behaviors. A short-cut connection is used to preserve the behavioral features learned from the previous block. Before the fusion, L_2 normalization is performed on the behavioral features learned by GCN to balance the effects of the behavioral features learned from two adjacent blocks.
- **Cascading residual blocks.** The cascading structure connects all residual blocks in a certain order, and takes the output of the former as the input of the latter. Such a design connects all behaviors to deliver behavioral features for embedding refinement. This design enables our model to exploit the connections between different behaviors for embedding learning explicitly.
- **Multi-Task learning.** We adopt the multi-task learning strategy by treating the learning of each behavioral feature as an individual task. From the local view of a single task, it can well utilize the current behavior information to learn user preferences; and from the global view, different tasks are interacted with each other and learned jointly together with the cascading structure, enhancing user preference learning and refinement across different types of behaviors.

4 EXPERIMENT

To evaluate the effectiveness of our CRGCN model, we conduct comprehensive experiments on two publicly available datasets, which are commonly used to evaluate the multi-behavior recommendation models. In particular, we aim to answer the following research questions:

- **RQ1:** How does our CRGCN model perform as compared with the state-of-the-art recommendation models that are learned from single- and multi-behavior data?
- **RQ2:** How does each module in our CRGCN model affect the recommendation performance?
- **RQ3:** How does the multi-behavior information (e.g., the number or the order of the behaviors) impact the recommendation performance?
- **RQ4:** Can our model effectively leverage the multi-behavior information to alleviate the sparsity problem as compared to the existing multi-behavior recommendation models?
- **RQ5:** How about the computing efficiency of our CRGCN model?

4.1 Experiment Settings

4.1.1 Dataset. Two public real-world datasets have been adopted for experiments: Tmall² and Beibei³.

- **Tmall.** This dataset is collected from Tmall⁴, one of the largest e-commerce platforms in China. It contains 41,738 users and 11,953 items with 4 types of behaviors, i.e., *page view*, *collect*, *add to cart*, and *buy*. On The Tmall platform, users can buy the item directly after page viewing, or add it to the cart before purchasing, or they may just click on the collection instead of the purchase behavior.
- **Beibei.** This dataset is collected from Beibei⁵, the largest infant product retailed e-commerce platforms in China. This dataset contains 21,716 users and 7,977 items with three types of behaviors, including *page view*, *add to cart*, and *buy* behavior data within the time period from 2017/06/01 to 2017/06/30. On the Beibei platform, users' shopping process is carried out according to the process of page viewing, adding to cart, and finally buying.

For both two datasets, we followed the previous work to merge the duplicated user-item interactions by keeping the earliest one [4, 8]. The statistical information of the two datasets used in our experiments is summarized in Table 1.

Table 1. Statistics of two real-world benchmark datasets.

Dataset	Users	Items	Buy	Cart	Collect	View
Tmall	41,738	11,953	255,586	1,996	221,514	1,813,498
Beibei	21,716	7,977	304,576	642,622	-	2,412,586

4.1.2 Evaluation Protocols. We adopt the widely used leave-one-out strategy for evaluation [4, 6, 7], which means for each user, the test set is comprised of one positive item and all the items that she has not interacted with before. In the training stage, the last positive item for each user is selected to construct the validation set for hyper-parameter tuning. In the evaluation stage, all the items in the test set are ranked according to the predicted scores by recommendation algorithms. We sort the items by predicting user preferences for all the items that do not appear in the training set, and

²<https://tianchi.aliyun.com/dataset/dataDetail?dataId=649>

³<https://www.beibei.com>

⁴<https://www.tmall.com/>

⁵<https://www.beibei.com/>

the top- K ranked items will be used for evaluation. Two popular evaluation metrics in recommendation HR@ K and NDCG@ K are adopted to evaluate the performance:

- **HR@ K :** Hit Ratio (HR) is a commonly used metric to measure whether the positive test item is recommended in the top K items in the ranking list.
- **NDCG@ K :** Normalized Discounted Cumulative Gain (NDCG) takes the position of correctly recommended items into consideration by assigning a higher score to hits at a higher position.

4.1.3 Baselines. We compare our CRGCN model with several competitive recommendation models, including two single-behavior methods and five multi-behavior models. We briefly introduce these methods as follows.

Single-behavior model:

- **MF-BPR** [21]. MF-BPR makes recommendations based on a single behavior and has been widely used as a baseline to examine the performance of newly proposed models. BPR is a widely used optimization strategy, which assumes that the predicted scores of positive samples are higher than those of negative samples.
- **LightGCN** [6]. It becomes a new standard for CF models by exploiting a single user-item interaction behavior in recommendation. LightGCN leverages the GCN technique to exploit the high-order connectives in the user-item bipartite graph for recommendation. In particular, it removes the feature transformation and non-linear activation components in traditional GCN models to simplify the model structure and achieves a significant performance improvement over its counterpart [6].

Multi-behavior model:

- **R-GCN** [24]. R-GCN differentiates the relations between nodes via edge types in the graph and designs different propagation layers for different types of edges to model the relation information. This model can adapt to the task of multi-behavior recommendation.
- **NMTR-NCF** [4]. It is a deep learning model for the multi-behavior recommendation. NMTR-NCF develops a neural network model to capture the complicated and multi-type interactions between users and items. It sequentially passes the interaction score of the current behavior to the next and also adopts multi-task learning to jointly optimize shared parameters.
- **NMTR-GCN**. This is a modified NMTR model which uses single-layer GCN to replace the Neural Collaborative Filtering (NCF) module [7] in NMTR-NCF.
- **MBGCN** [8]. This model constructs a unified multi-behavior graph to learn user preferences through the user-item propagation layer and employs learnable parameters to assign weights for different behaviors during layer aggregation. In addition, it also exploits the high-order item-item relations to enhance the item embedding learning.
- **GNMR** [36]. This model designs a relation aggregation network to model interaction heterogeneity. It attempts to explore the dependencies among different types of behaviors via recursive embedding propagation over the multi-behavior interaction graph.

4.1.4 Hyper-parameter Settings. We implemented our CRGCN model in Pytorch⁶. In our experiments, the mini-batch size of all models is set to 1024, and the embedding size is fixed to 64 [6]. For all the models using pair-wise learning loss [4], we randomly sampled 4 negative samples for each positive sample [4, 7]. In addition, we used the grid search to tune the learning rate in the range of $[1e^{-2}, 3e^{-3}, 1e^{-3}, 1e^{-4}]$ and tuned the regularization weight (*i.e.*, β) in the

⁶<https://pytorch.org/>

range of $[1e^{-2}, 1e^{-3}, 3e^{-4}, 1e^{-4}]$. For the other hyper-parameters in the baselines, we carefully tuned them according to their original papers. Furthermore, we used an early stop strategy in the training stage; that is, the training process will be stopped when HR@20 on the validation set does not increase within 20 epochs. Note that the NMTR-NCF [4] model needs the behaviors to be happened in a certain order; we strictly followed the strategy reported in the original paper on the Tmall dataset, *i.e.* only *view* and *buy* are used.

Table 2. Overall performance comparisons on Beibei dataset.

	Method	HR@10	NDCG@10	HR@20	NDCG@20	HR@50	NDCG@50	HR@80	NDCG@80
One-behavior	MF-BPR	0.0268	0.0139	0.0427	0.0179	0.0793	0.0250	0.1075	0.0297
	LightGCN	0.0309	0.0161	0.0478	0.0204	0.0880	0.0282	0.1220	0.0339
Multi-behavior	R-GCN	0.0327	0.0161	0.0561	0.0219	0.1118	0.0329	0.1603	0.0409
	NMTR-NCF	0.0315	0.0146	0.0587	0.0214	0.1276	0.0348	<u>0.1877</u>	0.0448
	NMTR-GCN	0.0301	0.0144	0.0524	0.0200	0.1139	0.0322	0.1607	0.0399
	MBGCN	0.0373	0.0193	0.0639	0.0259	<u>0.1287</u>	0.0386	0.1807	0.0472
	GNMR	<u>0.0396</u>	<u>0.0219</u>	<u>0.0640</u>	<u>0.0280</u>	0.1219	<u>0.0394</u>	0.1739	<u>0.0480</u>
	CRGCN	0.0539	0.0259	0.0944	0.0361	0.1817	0.0532	0.2536	0.0652
Improvement		36.11%	18.26%	47.50%	28.93%	41.18%	35.03%	35.11%	35.83%

Table 3. Overall performance comparisons on Tmall dataset.

	Method	HR@10	NDCG@10	HR@20	NDCG@20	HR@50	NDCG@50	HR@80	NDCG@80
One-behavior	MF-BPR	0.0230	0.0207	0.0316	0.0144	0.0434	0.0166	0.0541	0.0183
	LightGCN	0.0393	0.0209	0.0538	0.0243	0.0813	0.0295	0.0984	0.0322
Multi-behavior	R-GCN	0.0316	0.0157	0.0489	0.0198	0.0826	0.0262	0.1067	0.0300
	NMTR-NCF	0.0517	0.0250	<u>0.0847</u>	0.0330	<u>0.1498</u>	<u>0.0456</u>	<u>0.1963</u>	<u>0.0531</u>
	NMTR-GCN	0.0536	<u>0.0286</u>	0.0721	0.0330	0.1037	0.0391	0.1256	0.0426
	MBGCN	<u>0.0549</u>	0.0285	0.0799	<u>0.0345</u>	0.1285	0.0438	0.1629	0.0493
	GNMR	0.0393	0.0193	0.0619	0.0247	0.1071	0.0332	0.1410	0.0388
	CRGCN	0.0840	0.0442	0.1238	0.0540	0.1994	0.0685	0.2491	0.0766
Improvement		53.01%	54.55%	46.16%	56.52%	33.31%	50.22%	26.90%	44.26%

4.2 Overall Performance (RQ1)

In this section, we report the performance comparisons between our CRGCN model and the baselines. The experimental results on the two datasets are shown in Table 2 and Table 3. Overall, CRGCN achieves the best performance. It can be seen that the CRGCN model significantly outperforms all baselines on both datasets. For the two metrics, the average improvement across different ranges of top K ($K = \{10, 20, 50, 80\}$) items over the second best method can achieve 39.98% and 29.51% on Beibei, and 39.85% and 51.39% on Tmall for HR@K and NDCG@K metrics, respectively. This is a remarkable improvement in the recommendation accuracy, demonstrating the effectiveness of our CRGCN model. The contribution of different components in our model will be further analyzed in the ablation study.

For the methods that only leverage a single type of behavior, LightGCN achieves consistently better performance over MF-BPR, demonstrating the advantages of GCN models in taking advantage of the higher-order neighbors' information during the user and item embedding learning. The graph is natural for modeling complex relations and is thus convenient for modeling multi-behavior interactions between users and items. Meanwhile, GCN is powerful in learning node features in graph structures, facilitating the advancement of GCN-based multi-behavior recommendation models. Our model also adopts this approach. Besides R-GCN, all the multi-behavior recommendation models perform better

than the single-behavior methods, which demonstrates the potential of exploiting multi-behavior information in user preference modeling. Different from other multi-behavior recommendation models, R-GCN is not designed for this task. R-GCN separately models each behavior and then fuses the features from different behaviors without distinguishing their contributions to the target behavior. Thus it cannot well exploit different behaviors for user preference modeling, resulting in relatively worse performance. MBGCN considers the contributions of different behaviors before fusion and achieves better performance than R-GCN, indicating the importance of considering the contributions of different behaviors in modeling. GNMR attempts to apply the attention mechanism to capture the dependencies between different behaviors. However, it ignores the impact of the order of behaviors, which conveys important information about user preferences on an item. It is interesting to observe that GNMR performs the second best in Beibei, but it does not perform well on the Tmall dataset. This is because of the strict requirement on the order of behaviors on Beibei. This requirement reinforces the dependency effects between different behaviors, and is also beneficial for the model to capture the dependency relations. In contrast, the order of behaviors in Tmall is somewhat arbitrary, which limits the performance of GNMR.

The NMTR model considers the cascading effects from behaviors (*e.g.*, *view*->*cart*->...). It models the effects by passing the prediction scores of a previous behavior to the next one. The NMTR-NCF is the original model proposed in [4]. As we can see, it can achieve the best performance among all the baselines on Tmall because of the consideration of the cascading effects of user behaviors. Our CRGCN also considers the cascading effects in the modeling. The core difference between CRGCN and NMTR is in the way of modeling the cascading effects: NMTR models the effects by passing the prediction score while CRGCN captures the effects by passing the embedding learned from the previous behavior to the next one for further refining, which is similar to an embedding refinement process according to users' behavior sequences. Another difference is that CRGCN models the individual behaviors via GCN while NMTR models each behavior by using NCF as the backbone model. To analyze whether the improvement of CRGCN over NMTR is attributed to the use of GCN on modeling each behavior, we replace the NCF with GCN in NMTR (denoted as NMTR-GCN as shown in the tables). It can be seen that NMTR-GCN can only perform comparable to NMTR-NCF or even slightly worse than NMTR-NCF in most cases. This demonstrates that simply using GCN to replace the NCF cannot achieve performance improvement. The substantial improvement of our CRGCN model should be credited to the way of modeling the cascading effects. The contributions of some specific components in the modeling (*e.g.*, residual block, L_2 normalization, and one-layer GCN, etc.) will be further analyzed in the next section.

Overall, we can have the following conclusions based on the performance comparisons among all the adopted methods: 1) multi-behavior information is very useful for preference modeling and can help recommendation models make much more accurate predictions; 2) the cascading effect of different behaviors is important for multi-behavior recommendation methods to accurately model user preferences; 3) the way of modeling the cascading effects is also important and can make a big difference on the recommendation performance.

4.3 Ablation Study (RQ2)

To further study the CRGCN model, we conduct extensive ablation studies to examine the effectiveness of different components for the final performance. We analyze the contributions of each component from the following aspects.

4.3.1 Effects of the Residual Block. The residual block is a core design in our model to learn user preferences by exploiting the multi-behavior in sequence. In particular, user preferences extracted from behavior is fed into the GCN module of the next behavior to learn more accurate user preferences. In this process, we introduce two special designs:

Table 4. Effects of different designs in our residual block (" L_2 ", "SC" represent L_2 normalization for behavioral feature and short-cut connection, respectively).

Ablation		Beibei				Tmall			
L_2	SC	HR@10	NDCG@10	HR@20	NDCG@20	HR@10	NDCG@10	HR@20	NDCG@20
✓		0.0130	0.0065	0.0249	0.0095	0.0137	0.0065	0.0225	0.0086
	✓	0.0350	0.0178	0.0615	0.0244	0.0729	0.0375	0.1059	0.0455
✓	✓	0.0539	0.0259	0.0944	0.0361	0.0840	0.0442	0.1238	0.0540

Table 5. Effects of L_2 normalization before feature fusion ("*plain*", "*-LW*", "*-L₂*" represent without L_2 normalization, assign learnable weights for the two types of feature, and L_2 normalization for behavioral feature, respectively).

Model	Beibei				Tmall			
	HR@10	NDCG@10	HR@20	NDCG@20	HR@10	NDCG@10	HR@20	NDCG@20
CRGCN- <i>plain</i>	0.0350	0.0178	0.0615	0.0244	0.0729	0.0375	0.1059	0.0455
CRGCN- <i>LW</i>	0.0370	0.0191	0.0643	0.0260	0.0735	0.0373	0.1068	0.0454
CRGCN- L_2	0.0539	0.0259	0.0944	0.0361	0.0840	0.0442	0.1238	0.0540

1) L_2 normalization to balance the feature embeddings learned from previous behaviors and the one learned from current behaviors, and 2) a short-cut connection to preserve the features learned from previous behaviors. To analyze the effectiveness of both designs, we carry out experiments on the following two variants of our model as competitors: 1) removing the short-cut connection in the residual block; 2) removing the L_2 normalization from CRGCN.

The experimental results on Tmall and Beibei datasets are reported in Table 4. From the results, we can see that the performance drops sharply after removing the short-cut connection (the first row in Table 4). This demonstrates the importance of the residual design, which can well preserve the features extracted from previous behaviors and integrate them into the next behaviors to refine user preferences. After removing the L_2 normalization, the performance has also greatly decreased. This is because without normalization, the value of the features learned from GCN might have deviated far from the feature values passed from the residual block of the previous behavior (e.g., in different orders of magnitude). As a result, this will largely weaken the effects of the features passed from the short-cut connection in the network. To further validate the effects of L_2 normalization, we conduct another experiment to replace it with learnable weights (denoted as CRGCN-*LW*) for feature fusion. The experimental results are shown in Table 5. Compared with the direct fusion (i.e., CRGCN-*plain*), the use of learnable weights can yield slight improvement, while there is still a big gap compared to our model with L_2 normalization. This validates the importance of ensuring the feature values are in the same numerical range before feature fusion. In a nutshell, the above experimental results can well validate the effectiveness of our designs in the residual block.

4.3.2 Effects of the number of GCN layers. In this section, we study the effects of the number of GCN layers on the model performance. For simplicity, we use the same number of layers for different behaviors. The experimental results on Tmall and Beibei datasets are shown in Figure 3, in which $\text{CRGCN}_{(0l)}$, $\text{CRGCN}_{(1l)}$ (our model), and $\text{CRGCN}_{(2l)}$ represent GCN with 0, 1, and 2 layers, respectively. In particular, when the layer number of the GCN is 0, our CRGCN model degenerates into multi-task learning with shared embeddings.

By comparing the results of $\text{CRGCN}_{(0l)}$ and $\text{CRGCN}_{(1l)}$ in Figure 3, we find out that the use of GCN to learn user preferences from behaviors can greatly improve the model performance. Besides, the performance of the model

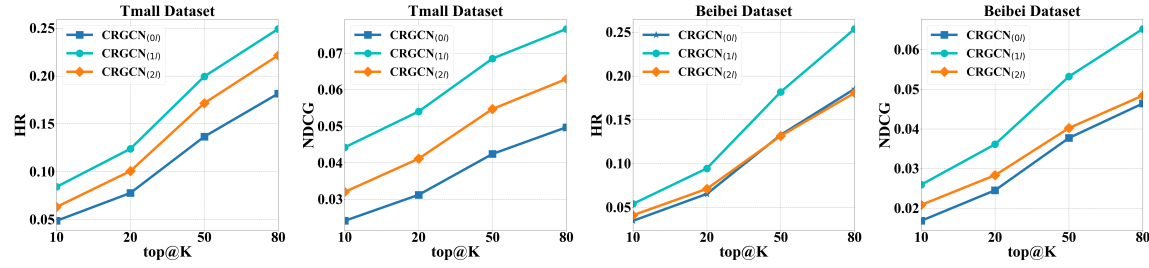


Fig. 3. Effects of different GCN layers on the final performance of our model.

decreases with the increase of GCN layers, which can be seen from the results of $\text{CRGCN}_{(1)}$ and $\text{CRGCN}_{(2)}$. In previous work like LightGCN [6] or NGCF [31], the best performance is often obtained when stacking 2 or 3 layers, as stacking more layers can exploit higher-order neighboring information to learn better user preferences. However, in our model, the best performance is achieved by using only one layer. This is because our model applies the GCN model to learn user preferences from multiple behaviors in a cascading way. The embedding learned from a GCN module (based on behavior) is passed to the next GCN for refinement. And we assume that the behavior that performs the latter can express more accurate user preferences. For example, the *view* behavior only expresses a general interest of a user towards an item. It is not sure whether the user is really interested in an item yet before the user gets more details of the item. And the number of interactions based on the *view* behavior is significantly larger than other behaviors (see Table 1). In other words, the items in latter behaviors can better reflect a user's preference (*i.e.*, *buy* > *collect* > *view*). When stacking more layers on the graph of *view* behavior, it may introduce noisy information into the learning process, which will negatively affect the subsequent embedding learning based on latter behaviors.

To validate this viewpoint, we perform an additional experiment. In this experiment, we change the number of GCN layers for different behaviors and each time we make the change for only one behavior. The behavior modeling order is *view* → *collect* → *cart* → *buy* for Tmall and *view* → *cart* → *buy* for Beibei, respectively. For the ease of presentation, we use a list to represent the number of GCN layers in the corresponding behavior. For example, in the Tmall dataset, [2, 1, 1, 1] indicates that there are 2 GCN layers for *view* and 1 GCN layer for all other behaviors. The same definition is used for Beibei. The experimental results are shown in Table 6. Generally, the earlier the behavior of using more layers, the worse the performance. In addition, with the use of more layers in the last behavior (*i.e.*, *buy*), the performance can be further improved (see T_5 over T_1 and B_4 over B_1). The best performance is achieved when using two GCN layers on the *buy* behavior, which is also the target behavior. The results can well support our explanation for the results in Figure 3. In addition, this also verifies the benefits of using GCN to exploit higher-order neighbors in the graph to learn user preferences, however, it is better to confirm that the neighbors are indeed positively related. This is also one of the reasons that stacking more layers may cause performance degradation.⁷ Because after a few hops, it is hard to differentiate the relevance of high-order neighbors.

4.3.3 Effects of multi-task learning. To verify the effectiveness of multi-task learning in CRGCN, we compare CRGCN with the one using the prediction loss of the target behavior (*i.e.*, *buy*) for training (denoted as $\text{CRGCN}_{(sig)}$) in experiments. All the other parts are kept the same as CRGCN. The experimental results on Tmall and Beibei datasets are shown in Figure 4.

⁷Another reason is the over-smoothing problem, which is an inherent problem for GCN models.

Table 6. Performance with different GCN layers for different behaviors.

Evaluation metrics	Tmall (View->Collect->Cart->Buy)						Beibei (View->Cart->Buy)				
	T ₁	T ₂	T ₃	T ₄	T ₅	T ₆	B ₁	B ₂	B ₃	B ₄	B ₅
	[1, 1, 1, 1]	[2, 1, 1, 1]	[1, 2, 1, 1]	[1, 1, 2, 1]	[1, 1, 1, 2]	[1, 1, 1, 3]	[1, 1, 1]	[2, 1, 1]	[1, 2, 1]	[1, 1, 2]	[1, 1, 3]
HR@20	<u>0.1223</u>	0.1036	0.1165	0.1211	0.1233	0.1204	<u>0.0812</u>	0.0658	0.0598	0.0927	0.0778
NDCG@20	<u>0.0532</u>	0.0440	0.0489	0.0528	0.0534	0.0514	<u>0.0312</u>	0.0291	0.0248	0.0369	0.0290

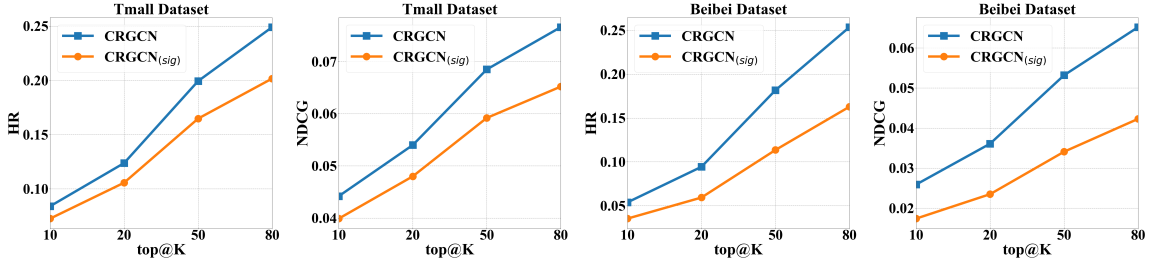


Fig. 4. Performance comparisons between the multi-task learning and signal-task learning.

From the results, we can observe that the performance of CRGCN is consistently better than that of $CRGCN_{(sig)}$ in terms of both HR@K and NDCG@K metrics, indicating that multi-task learning can indeed significantly improve the prediction accuracy for the target behavior. The reason for this is that multi-task learning can jointly train the outputs of all residual blocks at the same time, making good use of each behavior to learn user preferences. This can not only learn better embeddings from the interaction data of each behavior, but also facilitate the continuous refinement of user preferences with a cascading structure by using the multi-task learning framework.

4.4 Influence of multi-behaviors (RQ3)

The underlying assumptions of our model include that different types of behaviors provide valuable information about user's preference and the order of behaviors (e.g., *view->cart->buy*) matters. Specifically, the next behavior provides more specific information which can help us refine user's preference. To validate the assumptions, in this section, we study the effects of multi-behavior information on the recommendation performance from two aspects: 1) the number of behaviors, and 2) the order of behaviors.

Before reporting the experimental results, we would like to describe the behavior sequence on the Tmall and Beibei platforms. When shopping on Beibei, users must follow the order of *<browsing, adding to cart, buying>*, which is fixed. In contrast, on Tmall, after the behavior of *view*, users can perform the behaviors of *collect* or *cart* and then *buy*, or directly go to the final behavior of *buy*. Specifically, the possible behavior sequences can be *<view, buy>*, *<view, cart, buy>*, *<view, collect, buy>*, *<view, collect, cart, buy>*. Besides the above sequences, we also added other behavior sequences as competitors for analysis.

The experimental results on Tmall and Beibei are shown in Figure 5 and Figure 6, respectively. From the results on Tmall, it is interesting to find that the increase of behavior numbers does not necessarily improve the performance and even may cause performance degradation, especially when the behaviors have not been taken into the model in the correct order (i.e., the order of behaviors that users often perform in real scenarios). We first take a look at the four behavior orders that users often perform in real scenarios: O₉: *view->buy*, O₇: *view->collect->buy*, O₈: *view->cart->buy*,

O_1 : *view*->*collect*->*cart*->*buy*. The performance of O_8 is worse than O_9 in most cases, which means that the *cart* behavior does not bring useful information or even introduce noisy information to the model. The comparable performance of O_1 and O_7 can also validate this point. By contrast, the addition of *collect* behavior significantly improves the performance (O_7 over O_9). In Tmall, *cart* is often used to save the candidates from being compared. When users are interested in an item in Tmall, the most likely behavior in the next step is to buy it or put it into the collection directly. The items left in cart without the final purchase behavior are the ones discarded after a thorough comparison with other items. Therefore, the items which are contained in *cart* but not in *buy* will introduce noisy information, resulting in performance degradation. For the performance with four behaviors in different orders, we can see that the more the behaviors are out of order (*i.e.*, the farther away from the correct order), the worse the performance is. For example, when the *view* is the first behavior, the performance is better than that of other cases (see O_1 and O_2), and the performance is the worst when we put the *view* in the third place in the behavior sequence. This demonstrates our assumption that the next behavior in a sequence uncovers more information (than a previous behavior) about a user's preference, and our model can well model the cascading effects in multi-behaviors.

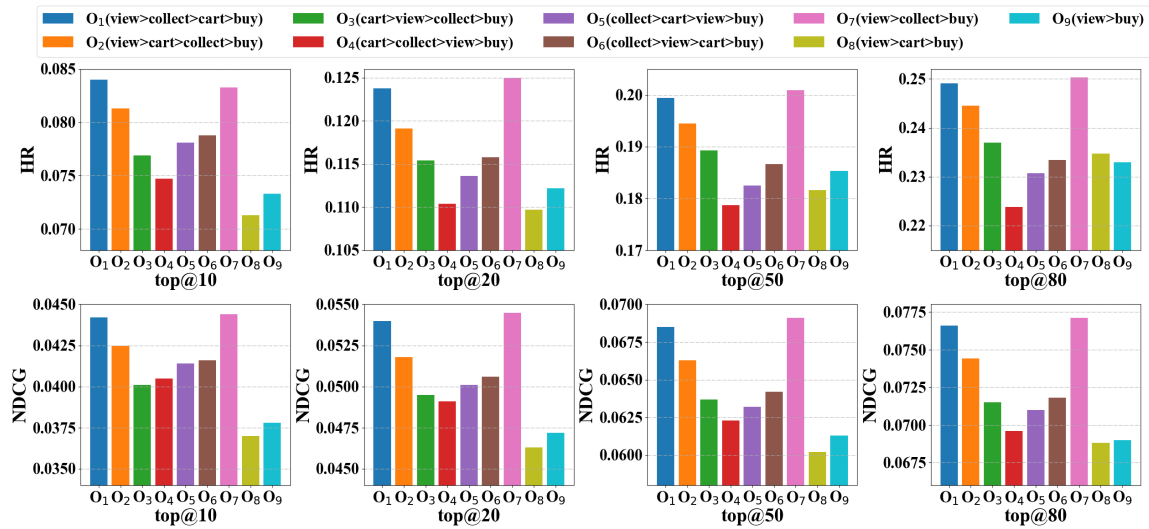


Fig. 5. Performance comparison of CRGCN w.r.t. different order and number of behaviors on Tmall dataset.

The performance on Beibei further validates the effectiveness of our model. Note that the behaviors must be taken in a fixed order on Beibei, *e.g.*, *view*->*cart*->*buy*. Obviously, with more behaviors in this order, we can infer the user's preference more accurately. The consistently better performance of O_1 over O_2 demonstrates that our model can well capture user preferences step by step based on the sequence of behaviors that are often taken by users in real scenarios. The reason that O_4 performs better than O_3 might be that: 1) the *cart* behavior reveals more information about user preferences than the *view* information; 2) there are more overlapped preferences that encoded between the behaviors of *cart* and *buy* than the one that encoded between the behaviors of *view* and *buy*. In other words, the connection between *buy* and *cart* behavior is closer than that between the *buy* and *view* behavior. Our model is designed to capture the connections between behaviors and can make more use of the closer connections.

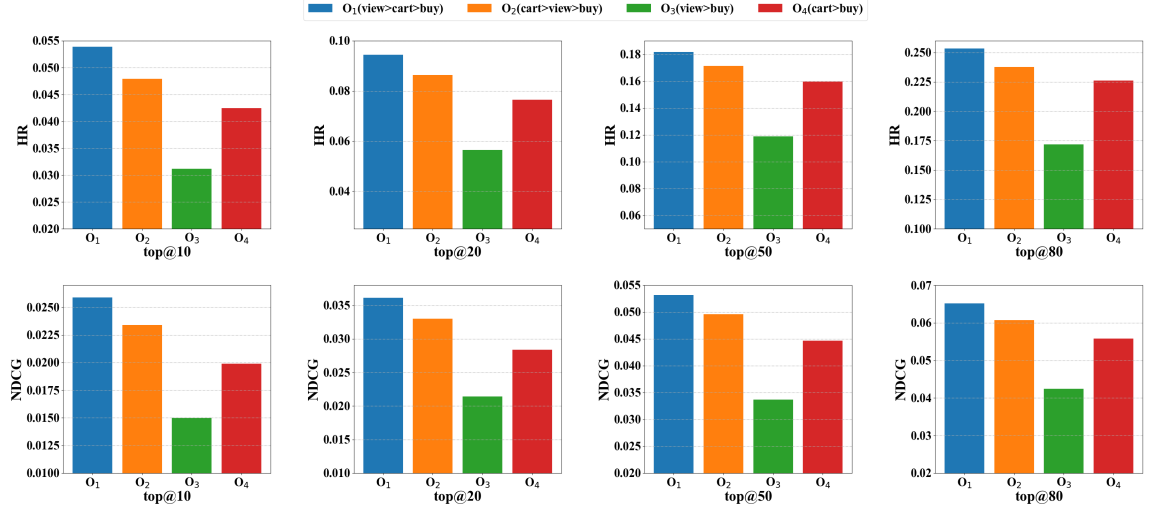


Fig. 6. Performance comparison of CRGCN w.r.t. different order and number of behaviors on Beibei dataset.

4.5 Performance on Cold-start Users (RQ4)

The cold-start user problem is an inherent challenging problem in recommender systems. When the interactions between users and items become sparse, the performance of most collaborative filtering-based recommendation models decreases sharply. In real scenarios, the purchase behaviors of users are often very sparse, which severely limits the effectiveness of recommendation models. The advantage of multi-behavior recommendation models is that they can leverage the information of other behaviors to make recommendation to the final purchase behavior, so as to alleviate the cold-start problem of users. In this section, we would like to testify the effectiveness of our model in tackling this problem.

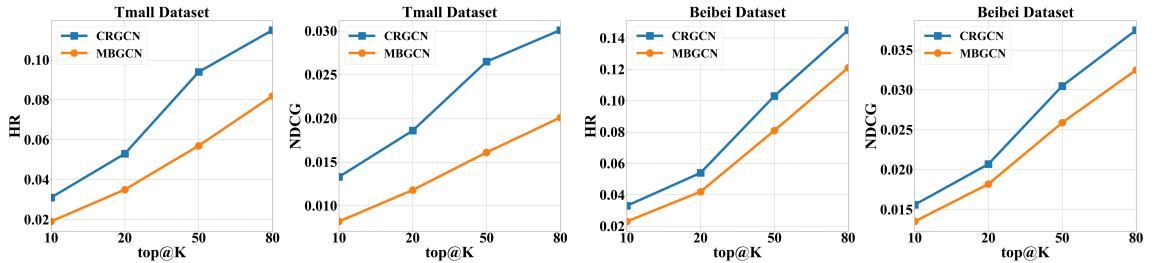


Fig. 7. Performance comparisons between CRGCN and MBGCN for cold-start users.

We compare our CRGCN model with the best baseline MBGCN in this experiment. To perform the study, we randomly select 1,000 users in the test set as cold-start users and remove their records of *buy* behaviors in the training set. To be more specific, we remove all the buy interactions of these 1,000 users in the training set. In addition, for all the user-item pairs involved in the removed buy interactions, their interactions of all the other behaviors are also removed. For example, for a sampled user u , we not only remove her *buy* interaction with an item i , but all the other interaction

behaviors with this item, such as *view* and *cart*, are also removed in the training data. This process is to ensure that the system does not have any prior information about the user’s preference to the test item. For other behaviors, we delete user-item interaction pairs observed in our randomly selected collection. These 1,000 users are simulated as the hard cold-start users with no *buy* records. Then we exploit the remaining users’ interaction records to train the model, and follow the same settings as described in section 4.1.4. Finally, we use the trained model to make personalized recommendations for these 1,000 cold-start users.

The recommendation results of the two models are shown in Figure 7 in terms of HR@K and NDCG@K. It can be observed that our CRGCN model consistently outperforms MBGCN with a large margin. The average improvement in terms of HR@K and NDCG@K are 103.86% and 94.52% on the Tmall dataset, and 29.76% and 15.61% on Beibei dataset, respectively. The superiority demonstrates that our model can better utilize the assistive behavior information to learn users’ preferences for the target behavior recommendation. This should be attributed to the cascading residual design, which can effectively leverage the cascading behaviors to refine the user preference embedding.

4.6 Efficiency Analysis (RQ5)

Another advantage of our CRGCN model is its light design without introducing additional weights (compared with the single-behavior models) as other multi-behavior recommendation models, which can greatly save the time cost in the training process. To evidently demonstrate the computing efficiency of the model, we compare CRGCN with several representative baselines on the same settings on the average training time of one epoch and the number of epochs to converge. The results are shown in Table 7. All methods in this experiment are implemented by Pytorch, in which the NMTR-NCF model only considers two types of behaviors (*i.e.*, *view* and *buy*) on the Tmall dataset. The environment settings are as follows: **CPU**: Intel(R) Xeon(R) CPU E5-2698 v4 @ 2.20GHz, **GPU**: Tesla V100 SXM2, **Memory**: 64GB, **Batch size**: 1,024, **Embedding size**: 64.

Table 7. Comparison of computing efficiency for one epoch.

Model	Tmall			Beibei		
	# Behavior	Training(s)	# Epoch	# Behavior	Training(s)	# Epoch
LightGCN	1	2.41	166	1	1.72	45
NMTR-NCF	2	9.32	189	3	7.51	70
MBGCN	4	65.38	139	3	91.38	38
CRGCN	4	6.54	39	3	6.08	49

From the results, we can see that CRGCN enjoys a good training efficiency compared with other multi-behavior models in terms of both the training time for each epoch and the required number of epochs for convergence. It is remarkable that our model is much more efficient than MBGCN, which is quite competitive in terms of the recommendation accuracy among the baselines. Compared with the single-behavior LightGCN (only using the *buy* behaviors), the total time cost is acceptable since our model uses much more interactions (see the number of interactions in Table 1). This is consistent with the complexity analysis in section 3.2.4, *i.e.*, CRGCN has the same computing complexity as LightGCN. Another interesting observation is that the computing time of MBGCN on the dataset of Beibei with only 3 behaviors is higher than that on the dataset of Tmall with 4 behaviors. This is because MBGCN puts all interactions into a unified graph, and it is more time-consuming to perform GCN computation on a denser graph. The light design of CRGCN makes it more applicable for applications with large-scale datasets.

5 CONCLUSION

In this work, we proposed a novel multi-behavior recommendation model named CRGCN, which exploits the cascading residual blocks to better mine user preferences expressed in a single behavior and the connection between different behaviors. Meanwhile, we designed the cascading residual structure to continuously refine user preferences and adopted the multi-task learning framework to optimize the model. Extensive experimental results on two real-world benchmark datasets demonstrate the superiority of our CRGCN model. Further ablation studies verified the effectiveness of the components of CRGCN, including cascading residual blocks and multi-task learning. We also evaluated the performance of cold-start users and analyzed the model complexity, which confirms the high application value of our CRGCN in the real world.

For future work, we would like to explore how to combine and leverage micro-behavior (e.g., short-term multi-behavior interactions at the session level) and macro-behavior (e.g., long-term multi-behavior interactions) to further improve the performance of the personalized recommender systems.

REFERENCES

- [1] Lei Chen, Le Wu, Richang Hong, Kun Zhang, and Meng Wang. 2020. Revisiting Graph Based Collaborative Filtering: A Linear Residual Graph Convolutional Network Approach. In *Proceedings of the 34th AAAI Conference on Artificial Intelligence*. AAAI, 27–34.
- [2] Jingtao Ding, Guanghui Yu, Xiangnan He, Yuhuan Quan, Yong Li, Tat-Seng Chua, Depeng Jin, and Jiajie Yu. 2018. Improving Implicit Recommender Systems with View Data. In *Proceedings of the 27th International Joint Conference on Artificial Intelligence*. Morgan Kaufmann, 3343–3349.
- [3] Yunqi Dong and Wenjun Jiang. 2019. Brand Purchase Prediction based on Time-evolving User Behaviors in E-commerce. *Concurr. Comput. Pract. Exp.* 31, 1 (2019), 1–15.
- [4] Chen Gao, Xiangnan He, Dahua Gan, Xiangning Chen, Fuli Feng, Yong Li, Tat-Seng Chua, Lina Yao, Yang Song, and Depeng Jin. 2021. Learning to Recommend with Multiple Cascading Behaviors. *IEEE Trans. Knowl. Data Eng.* 33, 6 (2021), 2588–2601.
- [5] Guibing Guo, Huihui Qiu, Zhenhua Tan, Yuan Liu, Jing Ma, and Xingwei Wang. 2017. Resolving Data Sparsity by Multi-type Auxiliary Implicit Feedback for Recommender Systems. *Knowl. Based Syst.* 138 (2017), 202–207.
- [6] Xiangnan He, Kuan Deng, Xiang Wang, Yan Li, Yong-Dong Zhang, and Meng Wang. 2020. LightGCN: Simplifying and Powering Graph Convolution Network for Recommendation. In *Proceedings of the 43rd International ACM SIGIR Conference on Research and Development in Information Retrieval*. ACM, 639–648.
- [7] Xiangnan He, Lizi Liao, Hanwang Zhang, Liqiang Nie, Xia Hu, and Tat-Seng Chua. 2017. Neural Collaborative Filtering. In *Proceedings of the 26th International Conference on World Wide Web*. ACM, 173–182.
- [8] Bowen Jin, Chen Gao, Xiangnan He, Depeng Jin, and Yong Li. 2020. Multi-behavior Recommendation with Graph Convolutional Networks. In *Proceedings of the 43rd International ACM SIGIR Conference on Research and Development in Information Retrieval*. ACM, 659–668.
- [9] Santosh Kabbur, Xia Ning, and George Karypis. 2013. FISM: Factored Item Similarity Models for Top-N Recommender Systems. In *Proceedings of the 19th ACM SIGKDD International Conference on Knowledge Discovery and Data Mining*. ACM, 659–667.
- [10] Diederik P. Kingma and Jimmy Ba. 2015. Adam: A Method for Stochastic Optimization. In *Proceedings of the 3rd International Conference on Learning Representations*. OpenReview.net, 1–15.
- [11] Thomas N. Kipf and Max Welling. 2017. Semi-Supervised Classification with Graph Convolutional Networks. In *Proceedings of the 5th International Conference on Learning Representations*. OpenReview.net, 1–14.
- [12] Yehuda Koren. 2008. Factorization Meets the Neighborhood: A Multifaceted Collaborative Filtering Model. In *Proceedings of the 14th ACM SIGKDD International Conference on Knowledge Discovery and Data Mining*. ACM, 426–434.
- [13] Yehuda Koren, Robert M. Bell, and Chris Volinsky. 2009. Matrix Factorization Techniques for Recommender Systems. *Computer* 42, 8 (2009), 30–37.
- [14] Munyoung Lee, Taehoon Ha, Jinyoung Han, Jong-Youn Rha, and Ted Taekyoung Kwon. 2015. Online Footsteps to Purchase: Exploring Consumer Behaviors on Online Shopping Sites. In *Proceedings of the 7th ACM Web Science Conference*. ACM, 1–10.
- [15] Babak Loni, Roberto Pagano, Martha A. Larson, and Alan Hanjalic. 2016. Bayesian Personalized Ranking with Multi-Channel User Feedback. In *Proceedings of the 10th ACM Conference on Recommender Systems*. ACM, 361–364.
- [16] Wendy W. Moe and Peter S. Fader. 2004. Dynamic Conversion Behavior at E-Commerce Sites. *Manag. Sci.* 50, 3 (2004), 326–335.
- [17] Xia Ning and George Karypis. 2011. SLIM: Sparse Linear Methods for Top-N Recommender Systems. In *Proceedings of the 11th IEEE International Conference on Data Mining*. IEEE, 497–506.
- [18] Hao Peng, Ruitong Zhang, Yingdong Dou, Renyu Yang, Jingyi Zhang, and Philip S. Yu. 2021. Reinforced Neighborhood Selection Guided Multi-Relational Graph Neural Networks. *ACM Trans. Inf. Syst.* 40, 4 (2021), 69:1–69:46.

- [19] Huihuai Qiu, Yun Liu, Guibing Guo, Zhu Sun, Jie Zhang, and Hai Thanh Nguyen. 2018. BPRH: Bayesian Personalized Ranking for Heterogeneous Implicit Feedback. *Inf. Sci.* 453 (2018), 80–98.
- [20] Ruihong Qiu, Zi Huang, Jingjing Li, and Hongzhi Yin. 2020. Exploiting Cross-session Information for Session-based Recommendation with Graph Neural Networks. *ACM Trans. Inf. Syst.* 38, 3 (2020), 22:1–22:23.
- [21] Steffen Rendle, Christoph Freudenthaler, Zeno Gantner, and Lars Schmidt-Thieme. 2009. BPR: Bayesian Personalized Ranking From Implicit Feedback. In *Proceedings of the 25th International Conference on Uncertainty in Artificial Intelligence*. AUAI, 452–461.
- [22] Ruslan Salakhutdinov and Andriy Mnih. 2007. Probabilistic Matrix Factorization. In *Proceedings of the 21st Annual Conference on Neural Information Processing Systems*. MIT Press, 1257–1264.
- [23] Badrul Munir Sarwar, George Karypis, Joseph A. Konstan, and John Riedl. 2001. Item-Based Collaborative Filtering Recommendation Algorithms. In *Proceedings of the 10th International Conference on World Wide Web*. ACM, 285–295.
- [24] Michael Sejr Schlichtkrull, Thomas N. Kipf, Peter Bloem, Rianne van den Berg, Ivan Titov, and Max Welling. 2018. Modeling Relational Data with Graph Convolutional Networks. In *Proceedings of the 15th European Semantic Web Conference*. Springer, 593–607.
- [25] Ajit Paul Singh and Geoffrey J. Gordon. 2008. Relational Learning via Collective Matrix Factorization. In *Proceedings of the 14th ACM SIGKDD International Conference on Knowledge Discovery and Data Mining*. ACM, 650–658.
- [26] Jianing Sun, Yingxue Zhang, Wei Guo, Huifeng Guo, Ruiming Tang, Xiuqiang He, Chen Ma, and Mark Coates. 2020. Neighbor Interaction Aware Graph Convolution Networks for Recommendation. In *Proceedings of the 43rd International ACM SIGIR Conference on Research and Development in Information Retrieval*. ACM, 1289–1298.
- [27] Hongyan Tang, Junning Liu, Ming Zhao, and Xudong Gong. 2020. Progressive Layered Extraction (PLE): A Novel Multi-Task Learning (MTL) Model for Personalized Recommendations. In *Proceedings of the 14th ACM Conference on Recommender Systems*. ACM, 269–278.
- [28] Rianne van den Berg, Thomas N. Kipf, and Max Welling. 2018. Graph Convolutional Matrix Completion. In *Proceedings of the 24th ACM SIGKDD International Conference on Knowledge Discovery and Data Mining*. ACM, 1–7.
- [29] Mengting Wan and Julian J. McAuley. 2018. Item Recommendation on Monotonic Behavior Chains. In *Proceedings of the 12th ACM Conference on Recommender Systems*. ACM, 86–94.
- [30] Suhua Wang, Lisa Zhang, Mengying Yu, Yuling Wang, Zhiqiang Ma, and Yu Zhao. 2021. Attribute-aware Multi-task Recommendation. *Supercomput.* 77, 5 (2021), 4419–4437.
- [31] Xiang Wang, Xiangnan He, Meng Wang, Fuli Feng, and Tat-Seng Chua. 2019. Neural Graph Collaborative Filtering. In *Proceedings of the 42nd International ACM SIGIR Conference on Research and Development in Information Retrieval*. ACM, 165–174.
- [32] Xiang Wang, Hongye Jin, An Zhang, Xiangnan He, Tong Xu, and Tat-Seng Chua. 2020. Disentangled Graph Collaborative Filtering. In *Proceedings of the 43rd International ACM SIGIR Conference on Research and Development in Information Retrieval*. ACM, 1001–1010.
- [33] Xiao Wang, Ruijia Wang, Chuan Shi, Guojie Song, and Qingyong Li. 2020. Multi-Component Graph Convolutional Collaborative Filtering. In *Proceedings of the 34th AAAI Conference on Artificial Intelligence*. AAAI, 6267–6274.
- [34] Yifan Wang, Suyao Tang, Yuntong Lei, Weiping Song, Sheng Wang, and Ming Zhang. 2020. DisenHAN: Disentangled Heterogeneous Graph Attention Network for Recommendation. In *Proceedings of the 29th ACM CIKM International Conference on Information and Knowledge Management*. ACM, 1605–1614.
- [35] Le Wu, Yonghui Yang, Lei Chen, Defu Lian, Richang Hong, and Meng Wang. 2020. Learning to Transfer Graph Embeddings for Inductive Graph based Recommendation. In *Proceedings of the 43rd International ACM SIGIR Conference on Research and Development in Information Retrieval*. ACM, 1211–1220.
- [36] Lianghao Xia, Chao Huang, Yong Xu, Peng Dai, Mengyin Lu, and Liefeng Bo. 2021. Multi-Behavior Enhanced Recommendation with Cross-Interaction Collaborative Relation Modeling. In *Proceedings of the 37th IEEE International Conference on Data Engineering*. IEEE, 1931–1936.
- [37] Lianghao Xia, Chao Huang, Yong Xu, Peng Dai, Bo Zhang, and Liefeng Bo. 2020. Multiplex Behavioral Relation Learning for Recommendation via Memory Augmented Transformer Network. In *Proceedings of the 43rd International ACM SIGIR Conference on Research and Development in Information Retrieval*. ACM, 2397–2406.
- [38] Lianghao Xia, Yong Xu, Chao Huang, Peng Dai, and Liefeng Bo. 2021. Graph Meta Network for Multi-Behavior Recommendation. In *Proceedings of the 44th International ACM SIGIR Conference on Research and Development in Information Retrieval*. ACM, 757–766.
- [39] Qianqian Xie, Yutao Zhu, Jimin Huang, Pan Du, and Jian-Yun Nie. 2022. Graph Neural Collaborative Topic Model for Citation Recommendation. *ACM Trans. Inf. Syst.* 40, 3 (2022), 48:1–48:30.
- [40] Jixing Xu, Zhenlong Zhu, Jianxin Zhao, Xuanye Liu, Minghui Shan, and Jiecheng Guo. 2020. Gemini: A Novel and Universal Heterogeneous Graph Information Fusing Framework for Online Recommendations. In *Proceedings of the 26th ACM SIGKDD Conference on Knowledge Discovery and Data Mining*. ACM, 3356–3365.
- [41] Yanan Xu, Yanmin Zhu, and Jiadi Yu. 2021. Modeling Multiple Coexisting Category-Level Intentions for Next Item Recommendation. *ACM Trans. Inf. Syst.* 39, 3 (2021), 23:1–23:24.
- [42] Rex Ying, Ruining He, Kaifeng Chen, Pong Eksombatchai, William L. Hamilton, and Jure Leskovec. 2018. Graph Convolutional Neural Networks for Web-Scale Recommender Systems. In *Proceedings of the 24th ACM SIGKDD International Conference on Knowledge Discovery and Data Mining*. ACM, 974–983.
- [43] Muhan Zhang and Yixin Chen. 2020. Inductive Matrix Completion Based on Graph Neural Networks. In *Proceedings of the 8th International Conference on Learning Representations*. OpenReview.net, 1–12.

- [44] Shuai Zhang, Lina Yao, Aixin Sun, and Yi Tay. 2019. Deep Learning Based Recommender System: A Survey and New Perspectives. *ACM Comput. Surv.* 52, 1 (2019), 1–38.
- [45] Weifeng Zhang, Jingwen Mao, Yi Cao, and Congfu Xu. 2020. Multiplex Graph Neural Networks for Multi-behavior Recommendation. In *Proceedings of the 29th ACM International Conference on Information and Knowledge Management*. ACM, 2313–2316.
- [46] Minghao Zhao, Qilin Deng, Kai Wang, Runze Wu, Jianrong Tao, Changjie Fan, Liang Chen, and Peng Cui. 2022. Bilateral Filtering Graph Convolutional Network for Multi-relational Social Recommendation in the Power-law Networks. *ACM Trans. Inf. Syst.* 40, 2 (2022), 31:1–31:24.
- [47] Zhe Zhao, Zhiyuan Cheng, Lichan Hong, and Ed Huai-hsin Chi. 2015. Improving User Topic Interest Profiles by Behavior Factorization. In *Proceedings of the 24th International Conference on World Wide Web*. ACM, 1406–1416.
- [48] Lei Zheng, Chun-Ta Lu, Fei Jiang, Jiawei Zhang, and Philip S. Yu. 2018. Spectral collaborative filtering. In *Proceedings of the 12th ACM Conference on Recommender Systems*. ACM, 311–319.
- [49] Meizi Zhou, Zhuoye Ding, Jiliang Tang, and Dawei Yin. 2018. Micro Behaviors: A New Perspective in E-commerce Recommender Systems. In *Proceedings of the 11th ACM International Conference on Web Search and Data Mining*. ACM, 727–735.