

Robust tests for equality of regression curves based on characteristic functions

Graciela Boente¹ and Juan Carlos Pardo-Fernández²

¹ *Facultad de Ciencias Exactas y Naturales, Universidad de Buenos Aires and CONICET, Argentina*

² *Departamento de Estadística e Investigación Operativa, Universidade de Vigo,
and Centro de Investigación e Tecnoloxía Matemática de Galicia (CITMaga), Spain*

e-mail: gboente@dm.uba.ar juanpc@uvigo.es

Abstract

This paper focuses on the problem of testing the null hypothesis that the regression functions of several populations are equal under a general nonparametric homoscedastic regression model. It is well known that linear kernel regression estimators are sensitive to atypical responses. These distorted estimates will influence the test statistic constructed from them so the conclusions obtained when testing equality of several regression functions may also be affected. In recent years, the use of testing procedures based on empirical characteristic functions has shown good practical properties. For that reason, to provide more reliable inferences, we construct a test statistic that combines characteristic functions and residuals obtained from a robust smoother under the null hypothesis. The asymptotic distribution of the test statistic is studied under the null hypothesis and under root- n contiguous alternatives. A Monte Carlo study is performed to compare the finite sample behaviour of the proposed test with the classical one obtained using local averages. The reported numerical experiments show the advantage of the proposed methodology over the one based on Nadaraya-Watson estimators for finite samples. An illustration to a real data set is also provided and enables to investigate the sensitivity of the p -value to the bandwidth selection.

Key Words: Hypothesis testing, Nonparametric regression models, Robust estimation, Smoothing techniques.

AMS Subject Classification: 62G35, 62G08, 62G10.

1 Introduction

Let us assume that the random vectors $(X_j, Y_j)^T$, $j = 1, \dots, k$, follow the homoscedastic nonparametric regression models

$$Y_j = m_j(X_j) + U_j = m_j(X_j) + \sigma_j \varepsilon_j, \quad (1)$$

where $m_j : \mathbb{R} \rightarrow \mathbb{R}$ is a nonparametric smooth function and the error ε_j is independent of the covariate X_j . The nonparametric nature of model (1) offers more flexibility than the standard linear model when modelling a complicated relationship between the response variable and the covariate. As is usual in a robust framework, we will avoid second moment conditions and we will require that the errors distribution $G_j(\cdot)$ has scale 1. Furthermore, to identify m_j we will impose an identifiability assumption depending on the score function (see assumption **A3** below) which holds whenever the errors ε_j have a symmetric distribution. For instance, if the target is the conditional median, the loss function to be used should be the absolute value. In such situation, to identify m_j , the requirement is that the error ε_j has median 0. When second moments exist, as it is the case of the classical approach, the usual assumption is that $\mathbb{E}(\varepsilon_j) = 0$ and $\text{VAR}(\varepsilon_j) = 1$, which means that m_j represents the conditional mean, while σ_j^2 equals the residuals variance, i.e., $\sigma_j^2 = \text{VAR}(Y_j - m_j(X_j))$.

In many situations, it is of interest to compare the regression functions m_j , $j = 1, \dots, k$, to decide if the same functional form appears in all populations. In particular, in this paper we focus on testing the null hypothesis of equality of the regression curves at least in some region \mathcal{R}_0 of the common support \mathcal{R} , versus a general alternative. The null hypothesis to be considered is

$$H_0 : m_1(x) = m_2(x) = \dots = m_k(x) \text{ for all } x \in \mathcal{R}_0, \quad (2)$$

while the alternative hypothesis is $H_1 : H_0$ is not true.

When second moments exist, the problem of testing equality of two regression curves has been considered by several authors such as Dette and Munk (1998) and Neumeyer and Dette (2003), among others. The first paper considered almost uniform design points and construct an L^2 statistic for which the asymptotic distribution is derived under the null hypothesis and under fixed alternatives, while the second one proposed and studied a procedure based on the comparison of marked empirical processes of the residuals. Some possible extensions to the situation of $k > 2$ were already mentioned therein. As mentioned in Pardo–Fernández *et al.* (2007), the extension of the test statistics used when comparing two regression curves to the situation of $k > 2$ regression functions may not be straightforward, since some loss of power may arise when performing comparisons pairwise. To solve this issue, Pardo–Fernández *et al.* (2007) proposed Kolmogorov–Smirnov and Cramér–von Mises type statistics and establish their asymptotic distribution under the null hypothesis and under root- n local alternatives. These statistics were constructed using the empirical distribution functions of the residuals obtained from non-parametric kernel estimators. Pardo–Fernández *et al.* (2015) introduced a statistic based on the residuals characteristic functions which can detect local alternatives converging to the null hypothesis at the rate \sqrt{n} and whose p -values do not rely on bootstrap. In this paper, we will provide a robust alternative to this procedure.

The main reason to provide a robust counterpart is that the test statistic given in Pardo–Fernández *et al.* (2015) is based on linear kernel regression estimators which locally average the responses resulting in estimators sensitive to atypical observations. More precisely, when estimating the regression function

at a value x , the effect of an outlier in the responses will be larger as the distance between the related covariate and the point x is smaller. In this sense, atypical data in the responses in nonparametric regression may lead to a complete distorted estimation which will clearly influence the test statistic and the conclusions of the testing procedure. Hence, robust estimates are needed to provide more reliable estimations and inferences. Beyond the importance of developing robust estimators, the problem of obtaining robust hypothesis testing procedures also deserves attention. In the nonparametric setting, robust testing procedures are scarce. For instance, a robust test for homoscedasticity in nonparametric regression was defined in Dette and Marchlewski (2010), while Bianco *et al.* (2006) proposed a procedure to test if the nonparametric component equals a fixed given function in the framework of a partly linear regression model. On the other hand, Sun (2006), Dette *et al.* (2011, 2013) and Kuruwita *et al.* (2014) considered the problem of comparing quantile functions. Sun (2006) proposed a test based on an orthogonal moment condition of residuals which converges at non-parametric rate, while Dette *et al.* (2011, 2013) provided a test based on the L^2 -distance between non-crossing non-parametric estimates of the quantile curves, the first one converges at the non-parametric rate \sqrt{nh} , where h is the bandwidth parameter, while the latter one detects alternatives at rate root- n . Finally, the proposal in Kuruwita *et al.* (2014) is based on a marked empirical process of the residuals detecting also root- n alternatives. It is worth mentioning that tests for quantile regression functions include comparison of median functions, which can also be viewed as related to local M -smoothers for a particular choice of the loss function. A robust approach to compare two regression functions versus a one-sided alternative, using local M -estimators, was studied in Boente and Pardo-Fernández (2016). Their proposal is based on a test statistic that uses a bounded score function and the residuals obtained from a robust estimate for the regression function under the null hypothesis. Finally, Feng *et al.* (2015) considered a test for H_0 versus H_1 using a generalized likelihood ratio test incorporating a Wilcoxon likelihood function and kernel smoothers, which allows to detect alternatives with non-parametric rate. In order to obtain asymptotic results for their proposal Feng *et al.* (2015) assumed that the errors ε_j have symmetric distributions with Lipschitz densities as well as the existence of second moment of the regression errors.

The aim of this paper is to propose a class of tests for H_0 versus H_1 in (2) which combines the ideas of robust smoothing with those given in Pardo-Fernández *et al.* (2015) to obtain a procedure detecting root- n alternatives without requiring second moments. In Section 2, we remind the definition of the robust estimators. The test statistics is introduced in Section 3, where its asymptotic behaviour under the null hypothesis and contiguous alternatives is also studied. We present the results of a Monte Carlo study in Section 4.1 and an illustration to a real data set in Section 4.2. Some final comments are provided in Section 5. The Appendix contains the proofs of our asymptotic results.

2 Preliminaries on robust regression estimation

As mentioned above, the robust statistic to be defined is based on robust local M -smoothers. For that reason, in this section, we briefly review their definition and state the notation to be employed.

Let $(X_{ij}, Y_{ij})^T$, $1 \leq i \leq n_j$, be independent and identically distributed observations with the same distribution as $(X_j, Y_j)^T$, $j = 1, \dots, k$. As it is well known, if $\mathbb{E}|Y_j| < \infty$, the regression functions m_j in (1) equals $\mathbb{E}(Y_j|X_j)$, which may be estimated using the Nadaraya-Watson estimator (see, for example,

Härdle, 1990). To remind its definition, let K be a kernel function (usually a symmetric density) and $h = h_n$ a sequence of strictly positive real numbers. Furthermore, let $K_h(u) = h^{-1}K(u/h)$. The linear kernel smoother used to estimate m_j is defined as

$$\hat{m}_{j,\text{CL}}(x) = \left\{ \sum_{i=1}^{n_j} K_h(x - X_{ij}) \right\}^{-1} \sum_{i=1}^{n_j} K_h(x - X_{ij}) Y_{ij}. \quad (3)$$

As mentioned in the introduction, this estimator is sensitive to outlying values in the response variable, also known as “vertical outliers” in the literature. Robust estimates in a nonparametric setting provide an alternative to obtain estimators insensitive to atypical data. Among the proposals considered in the literature, we can mention the local M -smoothers studied in Härdle and Tsybakov (1988) and Boente and Fraiman (1989), among others. These estimators use a preliminary scale to measure the size of the residuals to be downweighted. For heteroscedastic models, the scale function can only be estimated at a nonparametric rate. In contrast, under an homoscedastic regression model, root- n scale estimators may be constructed. In particular, scale estimators based on differences are widely used, see, for instance, Rice (1984) and Hall *et al.* (1990). Ghement *et al.* (2008) proposed a robust version of these difference-based estimators. For random covariates, let $X_{(1),j} \leq \dots \leq X_{(n_j),j}$ be the ordered statistics of the explanatory variables of the j -th population and denote as $(X_{(1),j}, Y_{D_{1,j},j})^T, \dots, (X_{(n_j),j}, Y_{D_{n_j,j},j})^T$ the sample of observations ordered according to the values of the explanatory variables, that is, $X_{(\ell),j} = X_{D_{\ell,j},j}$. The estimators defined in Ghement *et al.* (2008) can be adapted to the present situation by taking the differences $Y_{D_{\ell+1,j},j} - Y_{D_{\ell,j},j}$ (see also Dette and Munk, 1998). From these differences, one may define the robust consistent root- n scale estimator of σ_j as

$$\hat{\sigma}_j = \frac{1}{\sqrt{2}\Phi^{-1}(3/4)} \text{median}_{1 \leq \ell \leq n_j-1} |Y_{D_{\ell+1,j},j} - Y_{D_{\ell,j},j}|, \quad (4)$$

where the coefficient $\sqrt{2}\Phi^{-1}(3/4)$ ensures Fisher-consistency for normal errors (Φ^{-1} denotes the quantile function of the standard normal).

Let $\rho_j : \mathbb{R} \rightarrow \mathbb{R}$, $j = 1, \dots, k$, be a ρ -function as defined in Maronna *et al.* (2019), that is, a continuous and even function non-decreasing on $[0, +\infty)$ and such that $\rho_j(0) = 0$. Moreover, $\lim_{u \rightarrow \infty} \rho_j(u) \neq 0$ and if $0 \leq u < v$ with $\rho_j(v) < \sup_u \rho_j(u)$ then $\rho_j(u) < \rho_j(v)$. When ρ_j is bounded, we assume that $\sup_u \rho_j(u) = 1$. If ρ_j is differentiable, we denote as ψ_j its bounded derivative. Two widely used families of ρ -functions are the Huber’s function and the Tukey’s bisquare one. In both cases, $\rho_j(u) = \rho_1(u/c_j)$, where $c_j > 0$ is a tuning constant to achieve a given efficiency. The ρ -function ρ_1 related to the proposal in Huber (1964) was extensively used in regression problems with fixed covariates and corresponds to $\rho_1(u) = \rho_H(u) = u^2/2$ when $|u| \leq 1$, while $\rho_H(u) = |u| - 1/2$, otherwise. It leads to an unbounded ρ -function with bounded derivative $\psi_H(u) = \min\{1, \max(-1, u)\}$. A smooth approximation of the Huber function defined as $\rho_1(u) = \sqrt{1 + u^2} - 1$ may also be considered. The Tukey’s bisquare function corresponds to a bounded ρ -function and is defined as $\rho_1(u) = \rho_T(u) = \min\{1 - (1 - u^2)^3, 1\}$. It is worth mentioning that the bounded derivative of the ρ -function controls the effect of “vertical outliers”. Clearly, different tuning constants or ρ -functions may be chosen when defining ρ_j for each $j = 1, \dots, k$, even when it is preferable to ensure the same efficiency in the estimation procedure across populations.

Define

$$\lambda_j(x, a, \sigma) = \mathbb{E} \left[\psi_j \left(\frac{Y_j - a}{\sigma} \right) | X_j = x \right] \text{ and } \gamma_j(x, a, \sigma) = \mathbb{E} \left[\rho_j \left(\frac{Y_j - a}{\sigma} \right) | X_j = x \right]. \quad (5)$$

Note that if (1) holds and the errors have a symmetric distribution, then $\lambda_j(x, m_j(x), \sigma) = 0$ for any $\sigma > 0$, moreover, $m_j(x)$ is the unique minimizer of $\gamma_j(x, a, \sigma)$ when the errors ε_j have a density function $g_j(t)$ that is even, non-increasing in $|t|$, and strictly decreasing for $|t|$ in a neighbourhood of 0.

Hence, to obtain robust estimators of $m_j(x)$, we plug into (5) an estimator of the conditional distribution of $Y_j | X_j = x$ and a robust estimator of the error's scale $\hat{\sigma}_j$, such as the one defined in (4). Based on the samples $\{(X_{j\ell}, Y_{j\ell})^T, \ell = 1, \dots, n_j\}$, the robust nonparametric estimator of $m_j(x)$ is defined as the minimizer $\hat{m}_j(x)$ of $\hat{\gamma}_j(x, a, \hat{\sigma}_j)$, where

$$\hat{\gamma}_j(x, a, \sigma) = \sum_{\ell=1}^{n_j} K_h(x - X_{j\ell}) \rho_j \left(\frac{Y_{j\ell} - a}{\sigma} \right). \quad (6)$$

Hence, $\hat{m}_j(x)$ is the solution of

$$\hat{\lambda}_j(x, \hat{m}_j(x), \hat{\sigma}_j) = 0, \quad (7)$$

with

$$\hat{\lambda}_j(x, a, \sigma) = \sum_{i\ell=1}^{n_j} K_h(x - X_{j\ell}) \psi_j \left(\frac{Y_{j\ell} - a}{\sigma} \right), \quad (8)$$

Note that different ρ -functions ρ_j can be used in the different samples, in this way, we provide a more flexible setting.

3 Test statistic

As in Hušková and Meintanis (2009) and Pardo-Fernández *et al.* (2015), our test will be based on a weighted L^2 distance between characteristic functions. We will compare the characteristic functions of the residuals obtained from a robust fit with those constructed under the null hypothesis. For that purpose, let m_0 be the common regression curve under the null hypothesis and define

$$\varepsilon_{0j} = \frac{Y_j - m_0(X_j)}{\sigma_j}.$$

It turns out that the null hypothesis H_0 is true if and only if, for all $1 \leq j \leq k$, the random variables ε_j and ε_{0j} have the same distribution for some function m_0 (see Pardo-Fernández *et al.*, 2007) and this fact is irrespectively of the considered test statistic definition.

Let $W_j : \mathbb{R} \rightarrow \mathbb{R}$ be a non-negative weight function with compact support $\mathcal{S}_j \subset \mathring{\mathcal{R}}$. A possible practical choice for W_j is the indicator function of the set \mathcal{R}_0 . For a given non-negative real-valued function w , such that $\int w(t)dt < \infty$ and $\int t^2 w(t)dt < \infty$, and for any complex-valued measurable function g , we denote $\|g\|_w^2 = \int |g(t)|^2 w(t) dt$ the norm in the Hilbert space $L^2(\mathbb{R}, w)$. Let f_j be the probability density function of X_j and define $f(x) = \sum_{j=1}^k \pi_j f_j(x)$, where $\sum_{j=1}^k \pi_j = 1$. In practice, when the sample of the j -th population has size n_j and $n = \sum_{i=1}^k n_i$, we have that $\pi_j = \lim n_j/n$.

Given independent observations $\{(X_{j\ell}, Y_{j\ell})^\top, \ell = 1, \dots, n_j\}$, $j = 1, \dots, k$, such that $(X_{j\ell}, Y_{j\ell})^\top \sim (X_j, Y_j)^\top$ and let $\hat{m}_j(x)$ be the robust estimator of $m_j(x)$ given in (7) and $\hat{\sigma}_j$ a robust estimator of the error's scale σ_j , such as the one defined in (4). For a given $x \in \mathcal{R}$, define

$$\mu_0(x) = \sum_{j=1}^k \pi_j \frac{f_j(x)}{\hat{f}(x)} m_j(x), \quad (9)$$

and its estimate as

$$\hat{\mu}_0(x) = \sum_{j=1}^k \frac{n_j}{n} \frac{\hat{f}_j(x)}{\hat{f}(x)} \hat{m}_j(x), \quad (10)$$

where $\hat{f}_j(x)$ is the kernel estimator of f_j , i.e.,

$$\hat{f}_j(x) = \frac{1}{n_j} \sum_{\ell=1}^{n_j} K_h(x - X_{j\ell}),$$

and

$$\hat{f}(x) = \sum_{j=1}^k \frac{n_j}{n} \hat{f}_j(x).$$

Under the null hypothesis, $\mu_0 \equiv m_0$, hence, for a given $x \in \mathcal{R}$, an estimator of the common regression function under the null hypothesis is $\hat{\mu}_0(x)$.

On the basis of these estimators, for each population j , we construct two samples of residuals

$$\hat{\epsilon}_{j\ell} = \frac{Y_{j\ell} - \hat{m}_j(X_{j\ell})}{\hat{\sigma}_j} \quad \text{and} \quad \hat{\epsilon}_{0j\ell} = \frac{Y_{j\ell} - \hat{\mu}_0(X_{j\ell})}{\hat{\sigma}_j},$$

and the weighted empirical characteristic functions

$$\hat{\varphi}_j(t) = \frac{1}{n_j} \sum_{\ell=1}^{n_j} W_j(X_{j\ell}) \exp(it \hat{\epsilon}_{j\ell}) \quad \text{and} \quad \hat{\varphi}_{0j}(t) = \frac{1}{n_j} \sum_{\ell=1}^{n_j} W_j(X_{j\ell}) \exp(it \hat{\epsilon}_{0j\ell}).$$

The test statistic is defined as

$$T = \sum_{j=1}^k \frac{n_j}{n} \|\hat{\varphi}_j - \hat{\varphi}_{0j}\|_w. \quad (11)$$

The null hypothesis will be rejected for large positive values of the test statistic T . As mentioned already in Pardo-Fernández *et al.* (2015) the weight function w is necessary in order to ensure the finiteness of the norms involved in the definition of T . A possible choice for w is the density corresponding to a $N(0, \sigma_w^2)$, which corresponds to the choice made in our numerical study for $\sigma_w = 1$. For further discussion on the choice of w , we refer to Section 4.2 in Pardo-Fernández *et al.* (2015).

To perform the test for a given significance level, critical values obtained from the (asymptotic) null distribution of T are needed. For that reason, in the sequel, we will analyse the asymptotic distribution of the test statistic under the following assumptions:

- A1** For $j = 1, \dots, k$, $\psi_j : \mathbb{R} \rightarrow \mathbb{R}$ are odd, bounded and twice continuously differentiable functions, with bounded derivatives. Besides, the first and second derivatives, ψ'_j and ψ''_j , are such that $\nu_j = \mathbb{E}[\psi'_j(\varepsilon_j)] \neq 0$, and $\zeta_{1,j}(u) = u\psi'_j(u)$ and $\zeta_{2,j}(u) = u\psi''_j(u)$ are bounded. Denote as $\tau_j = \mathbb{E}[\psi_j^2(\varepsilon_j)]$ and $e_j = \tau_j/\nu_j^2$.

- A2** For $j = 1, \dots, k$, $W_j : \mathbb{R} \rightarrow \mathbb{R}$ are bounded non-negative continuous weight functions with compact support $\mathcal{K}_j \subset \mathring{\mathcal{R}}$, where \mathcal{R} stands for the support of X_j . Without loss of generality we assume that $\|W_j\|_\infty = 1$.
- A3** For $j = 1, \dots, k$, $\mathbb{E}\psi_j(a \varepsilon_j) = 0$, for any $a > 0$.
- A4** For $j = 1, \dots, k$, the regression function m_j is twice continuously differentiable in a neighbourhood of the support, \mathcal{R} , of the density of X_j .
- A5** For $j = 1, \dots, k$, the random variable X_j has a density f_j twice continuously differentiable in a neighbourhood of the support \mathcal{K}_j of W_j , for $\ell = 1, \dots, k$, and such that $i(f_j) = \inf_{x \in \mathcal{S}_j} f_j(x) > 0$.
- A6** The kernel $K : \mathbb{R} \rightarrow \mathbb{R}$ is an even, bounded and Lipschitz continuous function with bounded support, say $[-1, 1]$ and such that $\int K(u)du = 1$.
- A7** (a) The sample sizes are such that $n_j/n \rightarrow \pi_j$ and $n^{1/4}(n_j/n - \pi_j) \rightarrow 0$ where $0 < \pi_j < 1$ and $n = \sum_{j=1}^k n_j \rightarrow \infty$.
(b) Furthermore, $n^{1/2}(n_j/n - \pi_j) \rightarrow 0$.
- A8** The bandwidth sequence is such that $h_n \rightarrow 0$, $nh_n/\log n \rightarrow \infty$, $\sqrt{nh_n^2}/\log n \rightarrow \infty$, $nh_n^4 \rightarrow 0$ as $n \rightarrow \infty$.
- A9** $n_j^{1/4}(\hat{\sigma}_j - \sigma_j) = o_{\mathbb{P}}(1)$.

Assumptions **A2** and **A4** to **A6** are standard conditions in the nonparametric literature, while **A7** and **A8** are usually a requirement when dealing with testing problems. As mentioned in Pardo-Fernández *et al.* (2007), from a theoretical point of view, assumption **A7** excludes the optimal bandwidth used for estimating the regression function which has order $n^{-1/5}$. This comment regarding the bandwidth rate is also valid for the proposal considered in Dette *et al.* (2013) who required the same convergence rate stated in **A8** for the bandwidth used to estimate the conditional distribution function. We also refer to Zhang (2003) who provides an interesting insight on the problem of bandwidth selection in testing problems. On the other hand, **A1** and **A3** are usual requirements in a robust setting. In particular, **A3** holds if, for $j = 1, \dots, k$, the distribution G_j of ε_j is symmetric around 0 and ψ_j is an odd function. Furthermore, the condition $\nu_j \neq 0$ in assumption **A1** ensures that we get order $n^{1/2}$ for the test statistic.

For the sake of simplicity, in the sequel, we will assume that the same bandwidth is used when estimating the regression functions m_j , $j = 1, \dots, k$. Similar results can be obtained when different bandwidths are considered as far as they satisfy **A8**.

From now on, denote as $\omega_j = \mathbb{E}W_j(X_j)$,

$$\begin{aligned} \beta_j^{(s)} &= \mathbb{E} \left\{ W_j(X_s) \frac{f_j(X_s)}{f(X_s)} \right\}, & \beta_j &= \mathbb{E} \left\{ W_j(X_j) \frac{f_j(X_j)}{f(X_j)} \right\}, \\ \alpha_{j,\ell}^{(s)} &= \mathbb{E} \left(\frac{W_\ell(X_s) f_\ell(X_s) W_j(X_s) f_j(X_s)}{f^2(X_s)} \right), & \alpha_j^{(s)} &= \mathbb{E} \left\{ W_j^2(X_s) \frac{f_j^2(X_s)}{f^2(X_s)} \right\}, \end{aligned}$$

and note that $\beta_j^{(j)} = \beta_j$, $\alpha_{j,\ell}^{(s)} = \alpha_{\ell,j}^{(s)}$ and $\alpha_{j,j}^{(s)} = \alpha_j^{(s)}$.

The next theorem gives the asymptotic distribution of the test statistic under the null hypothesis, while Theorem 3.2 analyses its behaviour under local alternatives.

Theorem 3.1. *Assume that (1) and **A1** to **A6**, **A7a**) and **A8** hold and that $\mathbb{E}|\varepsilon_j| < \infty$. Let $\hat{\sigma}_j$ be a consistent estimator of σ_j , $j = 1, \dots, k$ satisfying **A9**. Then, under $H_0 : m_1 = m_2 = \dots = m_k$, we have that*

$$\sqrt{n_j} (\hat{\varphi}_j(t) - \hat{\varphi}_{0j}(t)) = i t \varphi_j(t) Z_j + t R_{1,n_j}(t) + t^2 R_{2,n_j}(t) = i t \varphi_j(t) Z_j + R_{1,n_j}^*(t) + R_{2,n_j}^*(t),$$

with $\|R_{s,n_j}^*\|_w = o_{\mathbb{P}}(1)$, $s = 1, 2$, and $\mathbf{Z} = (Z_1, \dots, Z_k)^T \sim N(\mathbf{0}, \mathbf{\Sigma})$, where

$$\begin{aligned} \sigma_{jj} &= \sum_{s=1}^k \pi_j \pi_s e_s \alpha_j^{(s)} \frac{\sigma_s^2}{\sigma_j^2} + e_j \{ \omega_j^2 - 2\pi_j \omega_j \beta_j \}, \\ \sigma_{j\ell} &= \frac{\pi_\ell^{1/2} \pi_j^{1/2}}{\sigma_\ell \sigma_j} \sum_{s=1}^k e_s \pi_s \sigma_s^2 \alpha_{j,\ell}^{(s)} - \frac{\sigma_\ell}{\sigma_j} \pi_j^{1/2} \pi_\ell^{1/2} e_\ell \omega_\ell \beta_j^{(\ell)} - \frac{\sigma_j}{\sigma_\ell} \pi_j^{1/2} \pi_\ell^{1/2} e_j \omega_j \beta_\ell^{(j)}. \end{aligned}$$

Hence, $nT \xrightarrow{D} \mathbf{Z}^T \mathbf{A} \mathbf{Z}$, where $\mathbf{A} = \text{DIAG}(a_1, \dots, a_k)$ with $a_j = \|g_j\|_w^2$ and $g_j(t) = t \varphi_j(t)$.

Theorem 3.2. *Assume that (1) and **A1** to **A8** hold and that $\mathbb{E}|\varepsilon_j| < \infty$. Let $\hat{\sigma}_j$ be a consistent estimator of σ_j , $j = 1, \dots, k$ satisfying **A9**. Let $\Delta_j : \mathbb{R} \rightarrow \mathbb{R}$ be such that $\mathbb{E}W_j(X_j)\Delta_j^2(X_j) < \infty$. Then, under $H_{1,n} : m_j = m_0 + n^{-1/2}\Delta_j$, we have that*

$$\sqrt{n_j} (\hat{\varphi}_j(t) - \hat{\varphi}_{0j}(t)) = i t \varphi_j(t) \left(Z_j + \frac{\pi_j^{1/2}}{\sigma_j} \mathbb{E} \{ W_j(X_j) [\Delta_0(X_j) - \Delta_j(X_j)] \} \right) + R_{1,n_j}^*(t),$$

with $\|R_{1,n_j}^*\|_w = o_{\mathbb{P}}(1)$ and $\mathbf{Z} = (Z_1, \dots, Z_k)^T \sim N(\mathbf{0}, \mathbf{\Sigma})$ where $\mathbf{\Sigma}$ is as in Theorem 3.1 and $\Delta_0(x) = \sum_{j=1}^k \pi_j \Delta_j(x) f_j(x) / f(x)$.

Remark. Note that, as in Pardo-Fernández *et al.* (2015), Theorem 3.1 implies that the asymptotic distribution of nT under the null hypothesis is a finite linear combination of independent chi-squared variables of the form $\sum_{j=1}^k \gamma_j \chi_{1,j}^2$, where γ_j are the eigenvalues of the matrix $\mathbf{A}\mathbf{\Sigma}$ and $\chi_{1,j}^2$, $j = 1, \dots, k$, are independent chi-squared random variables with 1 degree of freedom. The same strategy described in Pardo-Fernández *et al.* (2015) can be employed to obtain an estimator of this asymptotic null distribution. First, empirical and kernel estimators are used to estimate the elements of \mathbf{A} and $\mathbf{\Sigma}$ to obtain estimators of these matrices, say $\hat{\mathbf{A}}$ and $\hat{\mathbf{\Sigma}}$. Then, the eigenvalues of $\hat{\mathbf{A}}\hat{\mathbf{\Sigma}}$ are calculated and, finally, a Monte-Carlo procedure is employed to simulate values of the weighted combination of chi-squares, so quantiles and probabilities can be immediately approximated. For the sake of brevity, we do not give all the details here, as they follow the same reasoning as in Pardo-Fernández *et al.* (2015). The obtained approximation of the asymptotic null distribution will be used in the numerical examples reported in the next section.

4 Numerical results

4.1 Monte Carlo study

In this section, we summarize the results of a Monte Carlo study designed to evaluate the finite sample performance of our proposal. For that purpose, we have considered a two population setting, even

when similar results regarding the performance of the proposed test and its classical counterpart can be achieved when data from more than two populations are generated. The considered distributions aim to illustrate the lack of resistance of the classical procedure when atypical observations arise. At the same time, the simulation reveals the stability of our proposal. More precisely, the classical procedure involves estimating the regression function through the local kernel estimators given in (3) and constructing the test statistic using the empirical characteristic functions as in Pardo-Fernández *et al.* (2015). In contrast, the robust procedure uses the kernel M -estimators described in Section 2 combined with empirical characteristic functions and corresponds to the robust counterpart of the test given in Pardo-Fernández *et al.* (2015). The robust estimation method involves computing scale estimators to standardize the residuals as well as selecting the score functions and the smoothing parameters to perform the nonparametric estimation of the regression functions. We considered as scale estimators those given in (4) and to estimate both regression functions we use robust local M -estimators computed using the bisquare Tukey's function with tuning constant $c = 4.685$. The bandwidths were selected using cross-validation both for the regression and density functions. In particular, when considering robust local M -estimators robust cross-validation as defined in Bianco and Boente (2007) was implemented using a τ -scale estimator.

We have considered several homoscedastic regression models where the functions m_j in (1) have different shapes and different sample sizes including balanced settings $n_1 = n_2 = 100$ or 200 and unbalanced ones, $n_1 = 200$ and $n_2 = 100$. The number of Monte Carlo replications was always equal to $NR = 1000$. On the one hand, to measure the stability in level approximations, we chose different regression function under the null hypothesis

$$\mathbf{M1} \quad m_1(x) = m_2(x) = 1,$$

$$\mathbf{M2} \quad m_1(x) = m_2(x) = x,$$

$$\mathbf{M3} \quad m_1(x) = m_2(x) = \sin(2\pi x),$$

$$\mathbf{M4} \quad m_1(x) = m_2(x) = \exp(x).$$

On the other hand, to evaluate the power performance, we considered fixed alternatives that were set as

$$\mathbf{MA1} \quad m_1(x) = 1, m_2(x) = 1 + 0.5x,$$

$$\mathbf{MA2} \quad m_1(x) = x, m_2(x) = x + 0.5x,$$

$$\mathbf{MA3} \quad m_1(x) = \sin(2\pi x), m_2(x) = \sin(2\pi x) + 0.5x,$$

$$\mathbf{MA4} \quad m_1(x) = \exp(x), m_2(x) = \exp(x) + 0.5x.$$

We also considered contiguous alternatives to be described below. In all situations, the covariates were generated with uniform distribution on $[0, 1]$, the scale parameters were $\sigma_1 = \sqrt{0.25}$ and $\sigma_2 = \sqrt{0.50}$ and the significance level was fixed to $\alpha = 0.05$.

To analyse the behaviour of the proposed test, we studied samples without outliers generated from the central normal distribution, samples contaminated with 5% or 10% outliers and also a situation

where the errors distribution has heavy tails. More precisely, the following scenarios were considered to simulate the regression errors:

- The clean samples scenario, denoted as C_0 , corresponds to the situation where $\varepsilon_j \sim N(0, 1)$. In this case no outliers will appear in the data.
- In the second scenario, labelled C_1 , we include a 5% of vertical outliers in the sample by defining $\varepsilon_j \sim 0.95N(0, 1) + 0.05N(j \ 5, \sigma^2)$ with $\sigma = 0.1$, for $j = 1, 2$.
- Contamination C_2 corresponds to 5% of mild vertical outliers in opposite directions in both samples, that is, $\varepsilon_j \sim 0.95N(0, 1) + 0.05N((-1)^j \ 5, \sigma^2)$, with $\sigma = 0.1$, for $j = 1, 2$.
- Contamination C_3 corresponds to 5% of gross vertical outliers in opposite directions in both samples which are obtained defining $\varepsilon_j \sim 0.95N(0, 1) + 0.05N((-1)^j \ 10, \sigma^2)$, with $\sigma = 0.1$, for $j = 1, 2$.
- Finally, contamination C_4 stands for a 10% contamination of extreme vertical outliers only in the first sample, that is, $\varepsilon_1 \sim 0.90N(0, 1) + 0.10N(10, \sigma^2)$ with $\sigma = 0.1$ and $\varepsilon_2 \sim N(0, 1)$.

Contamination	Model	$T_{n,CL}$			$T_{n,R}$		
		(100, 100)	(200, 100)	(200, 200)	(100, 100)	(200, 100)	(200, 200)
C_0	M1	0.043	0.054	0.044	0.055	0.063	0.051
	M2	0.044	0.052	0.042	0.056	0.061	0.055
	M3	0.055	0.061	0.049	0.074*	0.078*	0.060
	M4	0.047	0.056	0.046	0.060	0.066	0.053
C_1	M1	0.152*	0.163*	0.375*	0.058	0.050	0.056
	M2	0.153*	0.159*	0.376*	0.059	0.055	0.055
	M3	0.158*	0.173*	0.384*	0.076*	0.062	0.060
	M4	0.150*	0.161*	0.374*	0.065	0.055	0.059
C_2	M1	0.629*	0.748*	0.916 *	0.068	0.057	0.070*
	M2	0.627*	0.740*	0.917*	0.070*	0.059	0.070*
	M3	0.617*	0.734*	0.915*	0.089*	0.080*	0.077*
	M4	0.619*	0.736*	0.919*	0.075*	0.066	0.072*
C_3	M1	0.860*	0.941*	0.996*	0.054	0.051	0.053
	M2	0.859*	0.935*	0.996*	0.054	0.053	0.050
	M3	0.848*	0.939*	0.993*	0.069*	0.062	0.063
	M4	0.861*	0.937*	0.996*	0.058	0.057	0.054
C_4	M1	0.827*	0.980*	0.996*	0.054	0.055	0.059
	M2	0.825*	0.980*	0.995*	0.059	0.053	0.061
	M3	0.817*	0.977*	0.995*	0.076*	0.067	0.065
	M4	0.830*	0.977*	0.994*	0.062	0.057	0.057

Table 1: Empirical level for clean and contaminated samples.

To illustrate the level performance when no moments exist, for model **M2**, we generate errors with Cauchy distribution, labelled \mathcal{T}_1 , and with a Student's distribution with two degrees of freedom, labelled \mathcal{T}_2 . Model **MA2** for same errors distribution was considered to study the power behaviour. We report the results obtained only under this model for the sake of brevity.

The results corresponding to clean and contaminated samples under H_0 are reported in Table 1, while those corresponding to the fixed alternatives mentioned above are given in Table 2. The results obtained under Cauchy and \mathcal{T}_2 errors are summarized in Table 3, where we repeat the results obtained for normal errors to facilitate comparisons. In all Tables and Figures, $T_{n,R}$ stands for the robust procedure considered in this paper and $T_{n,CL}$ for the testing procedure defined in Pardo-Fernández *et al.* (2015). To evaluate the test performance, we also examine if the empirical size is significantly different from the nominal level $\alpha = 0.05$. More precisely, for a given statistic T_n denote as π the value such that $\pi_{H_0}(T_n) \xrightarrow{P} \pi$, where $\pi_{H_0}(T_n)$ is the observed rejection probability of rejection of the test based on T_n under the null hypothesis. Hence, to evaluate the level performance, we will reject the hypothesis $H_{0,\pi} : \pi = \alpha$ against $H_{1,\pi} : \pi \neq \alpha$, with asymptotic level γ , when $\pi_{H_0}(T_n) \notin [L_1(\alpha), L_2(\alpha)]$ with $L_j(\alpha) = \alpha + (-1)^j z_{\gamma/2} \{\alpha(1-\alpha)/NR\}^{1/2}$, $j = 1, 2$. The test is said to be conservative if $\pi_{H_0}(T_n) < L_1(\alpha)$, while it is liberal when $\pi_{H_0}(T_n) > L_2(\alpha)$. In Table 1, we indicate with an upper-script \star those cases in which the observed empirical frequencies of rejection is different from the nominal level with a significance level $\gamma = 0.01$.

Contamination	Model	$T_{n,CL}$			$T_{n,R}$		
		(100, 100)	(200, 100)	(200, 200)	(100, 100)	(200, 100)	(200, 200)
C_0	MA1	0.794	0.876	0.986	0.789	0.871	0.985
	MA2	0.796	0.874	0.985	0.788	0.868	0.985
	MA3	0.806	0.885	0.987	0.807	0.880	0.987
	MA4	0.796	0.873	0.985	0.791	0.867	0.985
C_1	MA1	0.765	0.817	0.976	0.749	0.851	0.958
	MA2	0.768	0.819	0.978	0.749	0.847	0.958
	MA3	0.782	0.834	0.982	0.757	0.850	0.961
	MA4	0.770	0.814	0.977	0.746	0.847	0.960
C_2	MA1	0.995	1.000	1.000	0.843	0.904	0.977
	MA2	0.995	1.000	1.000	0.848	0.898	0.976
	MA3	0.994	0.998	1.000	0.850	0.910	0.982
	MA4	0.994	0.999	1.000	0.840	0.903	0.977
C_3	MA1	1.000	1.000	1.000	0.806	0.880	0.971
	MA2	1.000	1.000	1.000	0.805	0.875	0.971
	MA3	0.999	1.000	1.000	0.815	0.880	0.976
	MA4	1.000	1.000	1.000	0.805	0.878	0.969
C_4	MA1	0.226	0.410	0.515	0.804	0.878	0.972
	MA2	0.230	0.419	0.518	0.804	0.876	0.968
	MA3	0.230	0.420	0.508	0.813	0.888	0.974
	MA4	0.233	0.424	0.517	0.800	0.879	0.966

Table 2: Frequency of rejection for fixed alternatives for clean and contaminated samples.

As expected for clean samples, the procedure introduced in Pardo-Fernández *et al.* (2015) and the robust counterpart have a similar performance both in level and power. The empirical level of the test based on $T_{n,R}$ seems to be more affected when unbalanced sample sizes are considered specially for model **M3**. For contaminated samples, the empirical level of the classical procedure breaks down, the worst effect is observed under C_3 , where the frequency of rejection is almost constant or under C_4 where the frequency of rejection decreases under the considered alternatives. The robust test is more stable in level and power under the considered contaminations. However, when considering the sine function (model **M3**) the test becomes liberal for $n_1 = n_2 = 100$ under all contamination schemes. Moreover, the empirical level of the robust test is sensitive to contamination C_2 where mild vertical outliers in opposite directions are introduced. These outliers are more difficult to detect for the considered models explaining the test performance under the null hypothesis. Note that, under this contamination as well as under C_3 , the empirical level of the classical method based on $T_{n,CL}$ is always larger than 0.6, while its empirical power is almost 1, becoming completely uninformative. Under C_4 , the empirical power of $T_{n,CL}$ is smaller than its empirical level. This Hauck–Donner effect that will also be observed below for contiguous alternatives.

Regarding the performance when the errors have a Cauchy or \mathcal{T}_2 distribution, the classical test becomes conservative in both cases (except when $n_1 = n_2 = 200$ and the errors are \mathcal{T}_2). Moreover, under \mathcal{T}_1 , the test based on $T_{n,CL}$ shows no power not only for the fixed alternative reported in Table 3 but also under contiguous ones, as described below. In contrast, the robust test based on $T_{n,R}$ shows a stable empirical level and achieves a reasonable power, even when no moments exist.

Distribution	Model	$T_{n,CL}$			$T_{n,R}$		
		(100, 100)	(200, 100)	(200, 200)	(100, 100)	(200, 100)	(200, 200)
$N(0, 1)$	M2	0.044	0.052	0.042	0.056	0.061	0.055
\mathcal{T}_2		0.027*	0.029*	0.046	0.053	0.045	0.049
\mathcal{T}_1		0.012*	0.016*	0.011*	0.051	0.059	0.051
$N(0, 1)$	MA2	0.796	0.874	0.985	0.788	0.868	0.880
\mathcal{T}_2		0.199	0.259	0.333	0.534	0.611	0.832
\mathcal{T}_1		0.022	0.027	0.012	0.319	0.408	0.572

Table 3: Empirical level under model **M2** and the corresponding frequency of rejection under the fixed alternative **MA2**, for samples with normal and heavy tailed errors.

To study the tests performance for contiguous alternatives, for each model **M1** to **M4**, we consider a set of alternatives of the form $H_{\Delta,n} : m_2(x) = m_1(x) + \Delta x/\sqrt{n}$, with $n = n_1 + n_2$ and $\Delta = 0, 2, 4, 6$ and 8. Taking into account that the results are quite similar for all the models we report the level and power performance for models **M2** and **M4**, for clean samples and for samples generated under the contamination schemes C_3 and C_4 . The observed frequencies of rejection are displayed in Figures 1 and 2. The solid and dotted lines correspond to $n_1 = n_2 = 100$ and 200, respectively, while the dashed

line to the unbalanced setting $n_1 = 200$ and $n_2 = 100$. Besides, we display in black the frequency curves corresponding to $T_{n,CL}$ and in red those obtained with $T_{n,R}$.

The left panel of Figures 1 and 2 illustrates that both procedures have a similar performance under C_0 with a small loss of power when unbalanced designs are considered. Regarding the performance of the test based on $T_{n,CL}$ under contamination, different behaviours can be described. When gross vertical outliers are introduced in both populations, the test becomes non-informative with an almost constant frequency of rejection. Under C_4 which corresponds to contaminating only one sample, a Hauck–Donner effect may be observed since its power decreases almost to the level of significance as the alternative moves away from the null hypothesis, when $n_1 = n_2 = 100$. We guess that the same effect would be observed for the other sample sizes when larger values of Δ are considered. In contrast, the two contaminations C_3 and C_4 considered do not affect the robust test introduced in this paper that still provides reliable results.

Figure 3 displays the corresponding frequencies of rejection under model **M2** when the errors are heavy tailed. To facilitate comparisons the left panel of Figure 3 repeats the plot for normal errors already displayed in Figure 1. When the errors have a \mathcal{T}_2 distribution, the classical test shows a clear lack of power underperforming the robust method. For Cauchy errors, the classical method shows no power, as already described for fixed alternatives in Table 3 making the test unreliable. With respect to the behaviour of the robust test, even though some loss of power is observed, specially when the errors have a Cauchy distribution, the test still provides reliable results, since the empirical level is not affected (see Table 3).

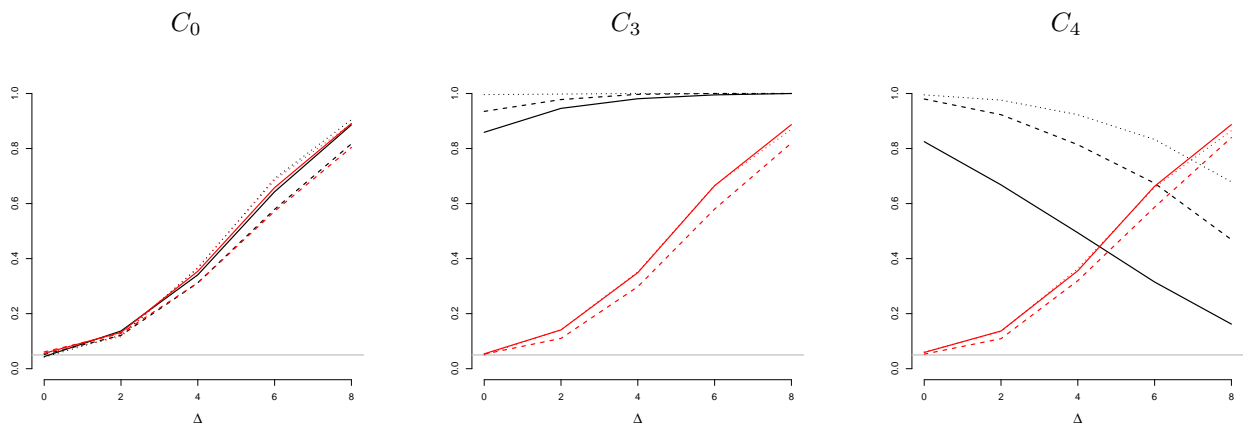


Figure 1: Observed frequencies of rejection for clean and contaminated samples under model **M2**. The solid and dotted lines correspond to $n_1 = n_2 = 100$ and 200 , respectively, while the dashed line to $n_1 = 200$ and $n_2 = 100$. The frequencies of rejection of $T_{n,CL}$ and $T_{n,R}$ are given in black and red, respectively.

4.2 Real data analysis

In environmental studies the relation between rainfall and acid rain has been studied to decide the pollution impact. In this section, we consider a data set that was previously studied in Hall and Hart (1990) and Neumeyer and Dette (2003) which contains, the week, the amount of rainfall and the logarithm of the sulfate concentration along a five-year period 1979-1983 in two locations of North

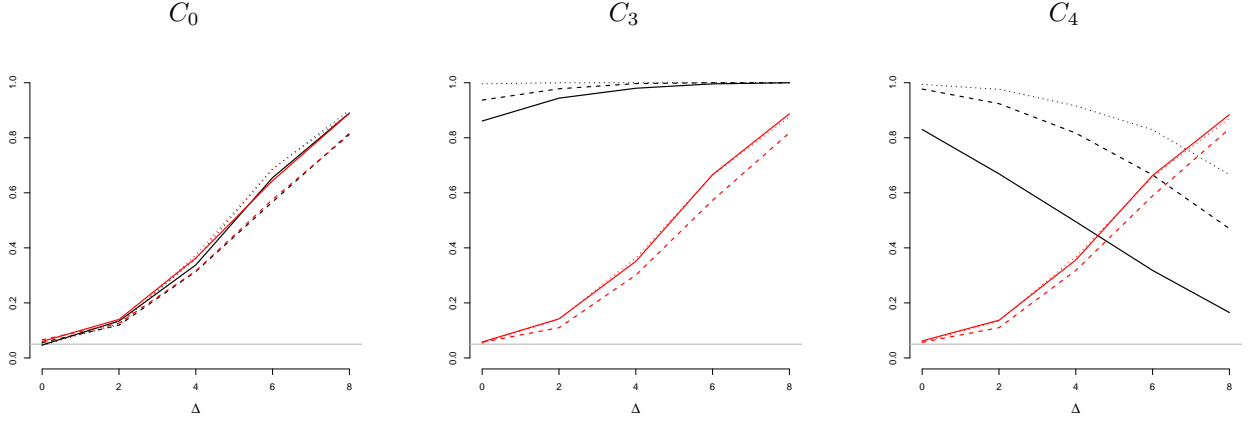


Figure 2: Observed frequencies of rejection for clean and contaminated samples under model **M4**. The solid and dotted lines correspond to $n_1 = n_2 = 100$ and 200 , respectively, while the dashed line to $n_1 = 200$ and $n_2 = 100$. The frequencies of rejection of $T_{n,CL}$ and $T_{n,R}$ are given in black and red, respectively.

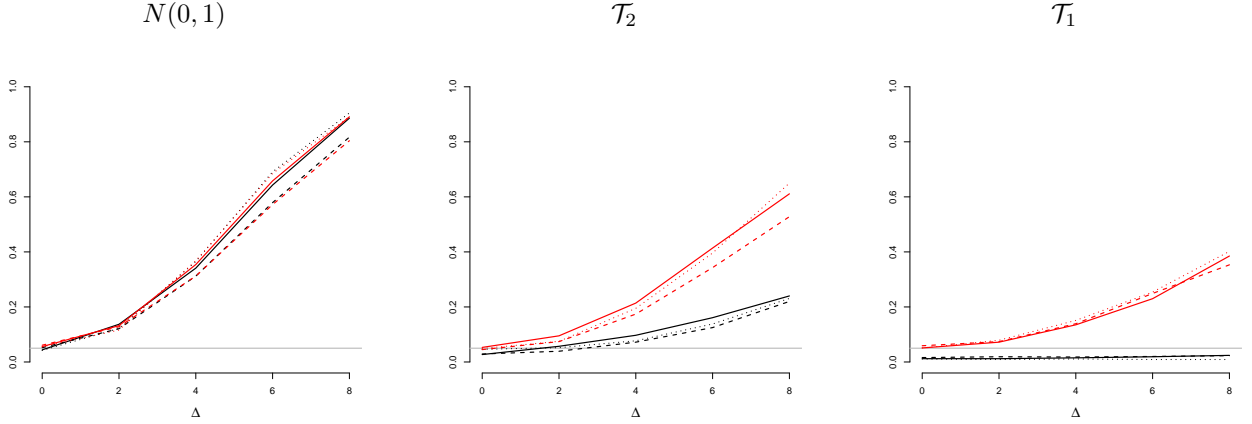


Figure 3: Observed frequencies of rejection for samples with normal and heavy tailed errors under model **M2**. The solid and dotted lines correspond to $n_1 = n_2 = 100$ and 200 , respectively, while the dashed line to $n_1 = 200$ and $n_2 = 100$. The frequencies of rejection of $T_{n,CL}$ and $T_{n,R}$ are given in black and red, respectively.

Carolina, Coweeta and Lewiston. For some weeks, data are not available, so we only have information 215 weeks in Lewiston and 220 weeks in Coweeta. As mentioned in Hall and Hart (1990) the data were part of the National Atmospheric Deposition Program. Both Hall and Hart (1990) and Neumeyer and Dette (2003) used the data to compare the logarithm of acidity, i.e., the logarithm of the sulfate concentration previously adjusted for the amount of rainfall as a function of time in the two locations. In our analysis we are instead interested in the relation between the logarithm of the sulfate concentration and the rainfall, that is, the response variable is the logarithm of the sulfate concentration which was modelled nonparametrically as a function of the rainfall. From now on the observations corresponding to Coweeta are identified as $(X_{i1}, Y_{i1})^T$ and those of Lewiston as $(X_{i2}, Y_{i2})^T$, so that we deal with the regression model (1).

Figure 4 displays the observations corresponding to Coweeta and Lewiston. The upper plot presents the data in separate panels, while in the lower one the observations corresponding to Coweeta are shown

in blue filled points and those related to Lewiston as red circles.

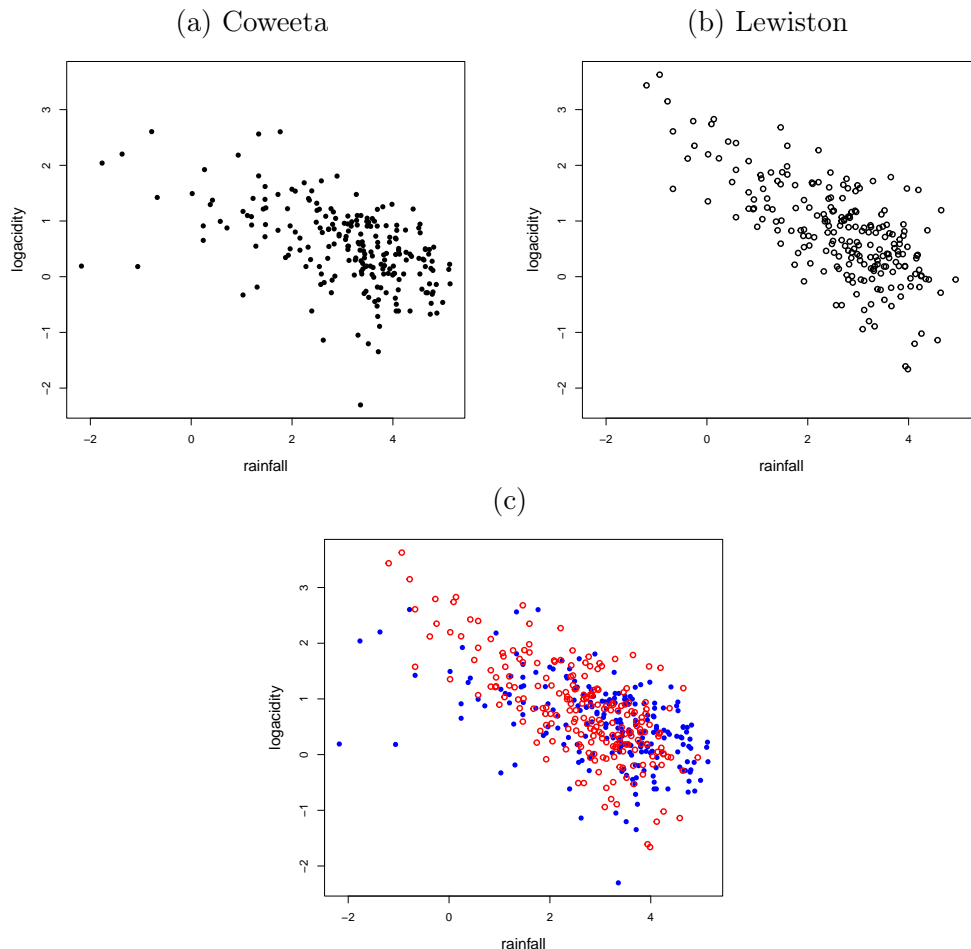


Figure 4: Scatterplot of the logarithm of the sulfate concentration (“logacidity”) versus rainfall. Panel (a) corresponds to the data recorded at Coweeta, while panel (b) to those in Lewiston. The lower panel (c) the observations at both locations are plotted jointly, the blue filled points and the red circles correspond to the measurements in Coweeta and Lewiston, respectively.

The fits obtained for each city using the classical and robust smoothers are given in Figure 5 together with the observations detected as atypical (in red triangles) using the boxplot of the residuals from the robust fit. The main differences between the two fits are observed in Coweeta for low values of rainfall. For the Nadaraya–Watson estimator the cross-validation bandwidths equal $h_1 = 1.6$ and $h_2 = 0.8$, while when using a local M –smoother and a robust cross-validation criterion, we obtain $h_1 = 1.3$ and 0.9 . The classical test statistic proposed in Pardo-Fernández *et al.* (2015) rejects at level 0.05 the null hypothesis with a p –value equal to 0.0496, while the robust procedure does not detect differences between both locations (p –value= 0.1117).

To detect the possible influence of the bandwidth choice on the resulting p –value, we choose a grid of values for h_1 and h_2 ranging in the range 0.7 to 1.8 and 0.6 to 1.6, respectively, with a step of 0.1. Figure 6 displays the surface of the obtained p –values. The left panel corresponds to the procedure studied in Pardo-Fernández *et al.* (2015) which is based on empirical characteristic functions using

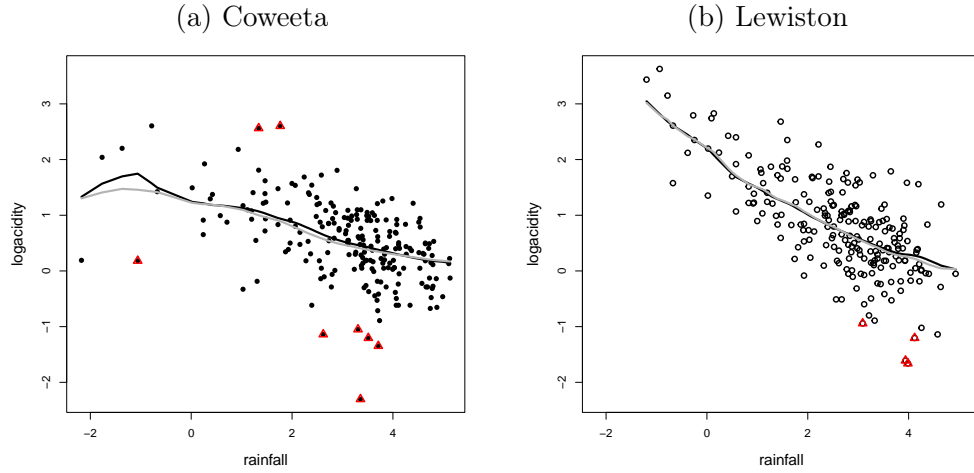


Figure 5: Scatterplot of the logarithm of the sulfate concentration (“logacidity”) versus rainfall together with the Nadaraya–Watson and robust smoothers in gray and black lines, respectively. The red triangles highlight the observations detected as atypical by the robust fit. Panel (a) corresponds to the data recorded at Coweeta, while panel (b) to those in Lewiston.

the residuals from the Nadaraya–Watson smoother, while the right one to the method proposed in this paper. The obtained surfaces show that the decision taken by the test based on the statistic $T_{n,R}$ is less dependent to the bandwidth choice, while the classical one leads to p –values varying from 0.035 to 0.132 changing the decision at 5% level. This effect can be explained by the effect that the observations, whose residuals from the robust fit are detected as outliers by the boxplot, have on the classical procedure.

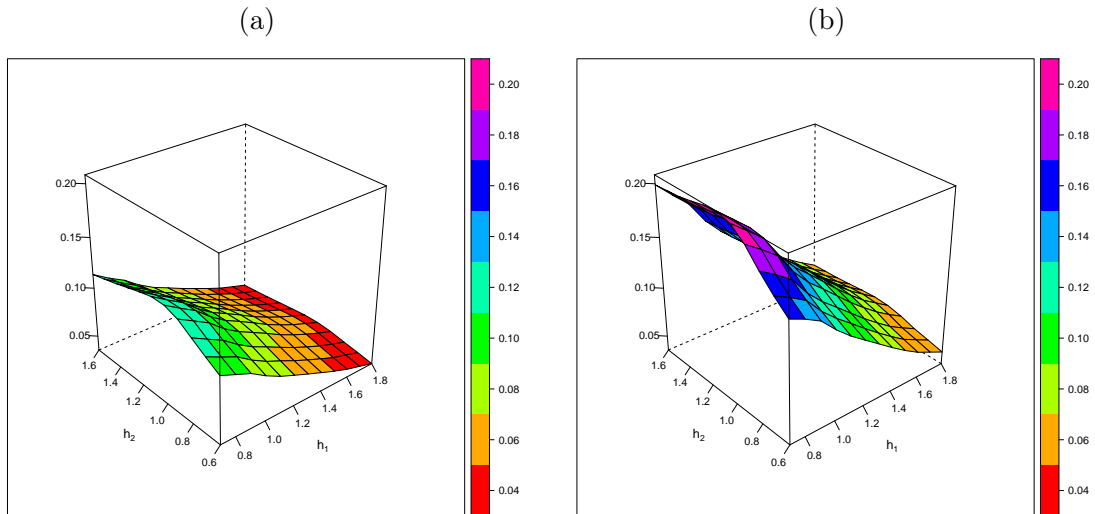


Figure 6: p –values as a function of the bandwidths used to estimate the regression functions. Panel (a) corresponds to the p –values obtained when using the procedure proposed in Pardo-Fernández *et al.* (2015) and panel (b) to those of the robust testing method defined in this paper.

5 Final Comments

In this paper we proposed and studied a new robust procedure to test equality of several regression curves in a nonparametric setup, which detects alternatives converging to the null hypothesis at the parametric rate $n^{-1/2}$. Our proposal adapts the ideas in Pardo-Fernández *et al.* (2015) by considering the empirical characteristic functions of the residuals obtained from a robust fit. In this way, second moment conditions for the errors distribution are avoided. The robust procedure introduced does not assume that the design points have the same density. Simulations have shown a good practical behaviour of the new test under different regression models and contamination settings. If no outliers are present in the sample, the behaviour of the new test is almost equal to that of the procedure given in Pardo-Fernández *et al.* (2015), but when outliers appear in the samples, the robust test clearly outperforms the latter. The influence of the smoothing parameter on the test p -values is also studied on a real data set, revealing that the robust testing procedure is more stable with respect to the bandwidth choice.

Acknowledgements. This research was partially supported by Grants 20020170100022BA from the Universidad de Buenos Aires and PICT 2018-00740 from ANPCYT at Buenos Aires, Argentina (G. Boente) and also by the Spanish Projects from the Ministry of Science and Innovation (MCIN/ AEI /10.13039/501100011033) PID2020-116587GB-I00, CoDyNP (G. Boente) and PID2020-118101GB-I00 (J. C. Pardo-Fernández). The research was begun while G. Boente was visiting the Universidade de Vigo supported by this last project.

P Appendix: Proofs

The following Lemma will be useful in the proof of Theorem 3.1.

Lemma P.1. *Assume that (1) and A1 to A3, A5 and A7a) hold. Define*

$$Z_{n,j} = \frac{1}{\sigma_j} \pi_j^{1/2} \sum_{s=1}^k \frac{\sigma_s}{\nu_s} \pi_s^{1/2} \frac{1}{\sqrt{n_s}} \sum_{r=1}^{n_s} W_j(X_{sr}) \frac{f_j(X_{sr})}{f(X_{sr})} \psi_s(\varepsilon_{sr}) - \frac{1}{\nu_j} \mathbb{E}(W_j(X_j)) \frac{1}{\sqrt{n_j}} \sum_{s=1}^{n_j} \psi_j(\varepsilon_{js}) .$$

Then, $\mathbf{Z}_n = (Z_{n,1}, \dots, Z_{n,k})^T \xrightarrow{D} N(\mathbf{0}, \mathbf{\Sigma})$ where $\mathbf{\Sigma}$ is defined in Theorem 3.1.

PROOF. Note that

$$\begin{aligned} Z_{n,j} &= \frac{1}{\sigma_j} \pi_j^{1/2} \sum_{s \neq j} \frac{\sigma_s}{\nu_s} \pi_s^{1/2} \frac{1}{\sqrt{n_s}} \sum_{r=1}^{n_s} W_j(X_{sr}) \frac{f_j(X_{sr})}{f(X_{sr})} \psi_s(\varepsilon_{sr}) \\ &\quad + \frac{\pi_j}{\nu_j} \frac{1}{\sqrt{n_j}} \sum_{r=1}^{n_j} W_j(X_{jr}) \frac{f_j(X_{jr})}{f(X_{jr})} \psi_j(\varepsilon_{jr}) - \frac{1}{\nu_j} \mathbb{E}(W_j(X_j)) \frac{1}{\sqrt{n_j}} \sum_{s=1}^{n_j} \psi_j(\varepsilon_{js}) \\ &= \sum_{s \neq j} \frac{\sigma_s}{\sigma_j} \frac{\pi_j^{1/2} \pi_s^{1/2}}{\nu_s} \frac{1}{\sqrt{n_s}} \sum_{r=1}^{n_s} W_j(X_{sr}) \frac{f_j(X_{sr})}{f(X_{sr})} \psi_s(\varepsilon_{sr}) \\ &\quad + \frac{1}{\sqrt{n_j}} \sum_{r=1}^{n_j} \psi_j(\varepsilon_{jr}) \left[\frac{\pi_j}{\nu_j} W_j(X_{jr}) \frac{f_j(X_{jr})}{f(X_{jr})} - \frac{\mathbb{E}(W_j(X_j))}{\nu_j} \right] . \end{aligned}$$

Recall that $\nu_j = \mathbb{E}[\psi'_j(\varepsilon_j)] \neq 0$, $\tau_j = \mathbb{E}[\psi_j^2(\varepsilon_j)]$, $e_j = \tau_j/\nu_j^2$ and $\mathbb{E}\psi_j(\varepsilon_j) = 0$. Then, using that the populations are independent we get that

$$\begin{aligned}
\text{VAR}(Z_{n,j}) &= \sum_{s \neq j} \pi_j \pi_s \frac{\sigma_s^2}{\sigma_j^2} \frac{\tau_s}{\nu_s^2} \mathbb{E} \left\{ W_j^2(X_s) \frac{f_j^2(X_s)}{f^2(X_s)} \right\} + \tau_j \mathbb{E} \left[\frac{\pi_j}{\nu_j} W_j(X_j) \frac{f_j(X_j)}{f(X_j)} - \frac{\mathbb{E}(W_j(X_j))}{\nu_j} \right]^2 \\
&= \sum_{s \neq j} \pi_j \pi_s \frac{\sigma_s^2}{\sigma_j^2} \frac{\tau_s}{\nu_s^2} \mathbb{E} \left\{ W_j^2(X_s) \frac{f_j^2(X_s)}{f^2(X_s)} \right\} + \frac{\tau_j}{\nu_j^2} \mathbb{E} \left[\pi_j W_j(X_j) \frac{f_j(X_j)}{f(X_j)} - \mathbb{E}(W_j(X_j)) \right]^2 \\
&= \sum_{s \neq j} \pi_j \pi_s e_s \frac{\sigma_s^2}{\sigma_j^2} \mathbb{E} \left\{ W_j^2(X_s) \frac{f_j^2(X_s)}{f^2(X_s)} \right\} + e_j \mathbb{E} \left[\pi_j W_j(X_j) \frac{f_j(X_j)}{f(X_j)} - \mathbb{E}(W_j(X_j)) \right]^2 \\
&= \sum_{s=1}^k \pi_j \pi_s e_s \frac{\sigma_s^2}{\sigma_j^2} \mathbb{E} \left\{ W_j^2(X_s) \frac{f_j^2(X_s)}{f^2(X_s)} \right\} \\
&\quad - \pi_j^2 e_j \mathbb{E} \left\{ W_j^2(X_j) \frac{f_j^2(X_j)}{f^2(X_j)} \right\} + e_j \mathbb{E} \left[\pi_j W_j(X_j) \frac{f_j(X_j)}{f(X_j)} - \mathbb{E}(W_j(X_j)) \right]^2 \\
&= \sum_{s=1}^k \pi_j \pi_s e_s \frac{\sigma_s^2}{\sigma_j^2} \mathbb{E} \left\{ W_j^2(X_s) \frac{f_j^2(X_s)}{f^2(X_s)} \right\} + e_j \left\{ [\mathbb{E}W_j(X_j)]^2 - 2\pi_j \mathbb{E}(W_j(X_j)) \mathbb{E} \left[W_j(X_j) \frac{f_j(X_j)}{f(X_j)} \right] \right\}.
\end{aligned}$$

Noting that

$$\alpha_j^{(s)} = \mathbb{E} \left\{ W_j^2(X_s) \frac{f_j^2(X_s)}{f^2(X_s)} \right\} \quad \beta_j = \mathbb{E} \left\{ W_j(X_j) \frac{f_j(X_j)}{f(X_j)} \right\} \quad \omega_j = \mathbb{E}W_j(X_j),$$

we obtain

$$\text{VAR}(Z_{n,j}) = \sum_{s=1}^k \pi_j \pi_s e_s \alpha_j^{(s)} \frac{\sigma_s^2}{\sigma_j^2} + e_j \{ \omega_j^2 - 2\pi_j \omega_j \beta_j \}.$$

We now compute $\text{Cov}(Z_{n,j}, Z_{n,\ell})$, for $\ell \neq j$. Recall that

$$\begin{aligned}
Z_{n,j} &= \sum_{s \neq j} \frac{\sigma_s}{\sigma_j} \frac{\pi_j^{1/2} \pi_s^{1/2}}{\nu_s} \frac{1}{\sqrt{n_s}} \sum_{r=1}^{n_s} W_j(X_{sr}) \frac{f_j(X_{sr})}{f(X_{sr})} \psi_s(\varepsilon_{sr}) + \frac{1}{\sqrt{n_j}} \sum_{r=1}^{n_j} \psi_j(\varepsilon_{jr}) \left[\frac{\pi_j}{\nu_j} W_j(X_{jr}) \frac{f_j(X_{jr})}{f(X_{jr})} - \frac{\omega_j}{\nu_j} \right] \\
&= \sum_{s \neq j, \ell} \frac{\sigma_s}{\sigma_j} \frac{\pi_j^{1/2} \pi_s^{1/2}}{\nu_s} \frac{1}{\sqrt{n_s}} \sum_{r=1}^{n_s} W_j(X_{sr}) \frac{f_j(X_{sr})}{f(X_{sr})} \psi_s(\varepsilon_{sr}) \\
&\quad + \frac{\sigma_\ell}{\sigma_j} \frac{\pi_j^{1/2} \pi_\ell^{1/2}}{\nu_\ell} \frac{1}{\sqrt{n_\ell}} \sum_{r=1}^{n_\ell} W_j(X_{\ell r}) \frac{f_j(X_{\ell r})}{f(X_{\ell r})} \psi_\ell(\varepsilon_{\ell r}) + \frac{1}{\sqrt{n_j}} \sum_{r=1}^{n_j} \psi_j(\varepsilon_{jr}) \left[\frac{\pi_j}{\nu_j} W_j(X_{jr}) \frac{f_j(X_{jr})}{f(X_{jr})} - \frac{\omega_j}{\nu_j} \right],
\end{aligned}$$

while

$$\begin{aligned}
Z_{n,\ell} &= \sum_{s \neq \ell} \frac{\sigma_s}{\sigma_\ell} \frac{\pi_\ell^{1/2} \pi_s^{1/2}}{\nu_s} \frac{1}{\sqrt{n_s}} \sum_{r=1}^{n_s} W_\ell(X_{sr}) \frac{f_\ell(X_{sr})}{f(X_{sr})} \psi_s(\varepsilon_{sr}) + \frac{1}{\sqrt{n_\ell}} \sum_{r=1}^{n_\ell} \psi_\ell(\varepsilon_{\ell r}) \left[\frac{\pi_\ell}{\nu_\ell} W_\ell(X_{\ell r}) \frac{f_\ell(X_{\ell r})}{f(X_{\ell r})} - \frac{\omega_\ell}{\nu_\ell} \right] \\
&= \sum_{s \neq \ell, j} \frac{\sigma_s}{\sigma_\ell} \frac{\pi_\ell^{1/2} \pi_s^{1/2}}{\nu_s} \frac{1}{\sqrt{n_s}} \sum_{r=1}^{n_s} W_\ell(X_{sr}) \frac{f_\ell(X_{sr})}{f(X_{sr})} \psi_s(\varepsilon_{sr}) \\
&\quad + \frac{\sigma_j}{\sigma_\ell} \frac{\pi_j^{1/2} \pi_\ell^{1/2}}{\nu_j} \frac{1}{\sqrt{n_j}} \sum_{r=1}^{n_j} W_\ell(X_{jr}) \frac{f_\ell(X_{jr})}{f(X_{jr})} \psi_j(\varepsilon_{jr}) + \frac{1}{\sqrt{n_\ell}} \sum_{r=1}^{n_\ell} \psi_\ell(\varepsilon_{\ell r}) \left[\frac{\pi_\ell}{\nu_\ell} W_\ell(X_{\ell r}) \frac{f_\ell(X_{\ell r})}{f(X_{\ell r})} - \frac{\omega_\ell}{\nu_\ell} \right].
\end{aligned}$$

For simplicity, denote

$$A_{s,\ell} = \frac{\sigma_s}{\sigma_\ell} \frac{\pi_\ell^{1/2} \pi_s^{1/2}}{\nu_s} \frac{1}{\sqrt{n_s}} \sum_{r=1}^{n_s} W_\ell(X_{sr}) \frac{f_\ell(X_{sr})}{f(X_{sr})} \psi_s(\varepsilon_{sr}) ,$$

$$c_{j,\ell} = \text{COV} \left(\frac{\sigma_\ell}{\sigma_j} \frac{\pi_j^{1/2} \pi_\ell^{1/2}}{\nu_\ell} \frac{1}{\sqrt{n_\ell}} \sum_{r=1}^{n_\ell} W_j(X_{\ell r}) \frac{f_j(X_{\ell r})}{f(X_{\ell r})} \psi_\ell(\varepsilon_{\ell r}) , \frac{1}{\sqrt{n_\ell}} \sum_{r=1}^{n_\ell} \psi_\ell(\varepsilon_{\ell r}) \left[\frac{\pi_\ell}{\nu_\ell} W_\ell(X_{\ell r}) \frac{f_\ell(X_{\ell r})}{f(X_{\ell r})} - \frac{\omega_\ell}{\nu_\ell} \right] \right) .$$

Then, we have that

$$\text{COV}(Z_{n,j}, Z_{n,\ell}) = \text{COV} \left(\sum_{s \neq \ell, j} A_{s,\ell}, \sum_{r \neq j, \ell} A_{r,j} \right) + c_{j,\ell} + c_{\ell,j} . \quad (\text{P.1})$$

We begin by computing $\text{COV} \left(\sum_{s \neq \ell, j} A_{s,\ell}, \sum_{r \neq j, \ell} A_{r,j} \right)$. Note that the samples independence entail that

$$\begin{aligned} \text{COV} \left(\sum_{s \neq \ell, j} A_{s,\ell}, \sum_{r \neq j, \ell} A_{r,j} \right) &= \sum_{s \neq \ell, j} \text{COV} (A_{s,\ell}, A_{s,j}) \\ &= \sum_{s \neq \ell, j} \text{COV} \left(\frac{\sigma_s}{\sigma_\ell} \frac{\pi_s^{1/2} \pi_\ell^{1/2}}{\nu_s} \frac{1}{\sqrt{n_s}} \sum_{r=1}^{n_s} W_\ell(X_{sr}) \frac{f_\ell(X_{sr})}{f(X_{sr})} \psi_s(\varepsilon_{sr}) , \frac{\sigma_s}{\sigma_j} \frac{\pi_s^{1/2} \pi_j^{1/2}}{\nu_s} \frac{1}{\sqrt{n_s}} \sum_{r=1}^{n_s} W_j(X_{sr}) \frac{f_j(X_{sr})}{f(X_{sr})} \psi_s(\varepsilon_{sr}) \right) \\ &= \frac{\pi_\ell^{1/2} \pi_j^{1/2}}{\sigma_\ell \sigma_j} \sum_{s \neq \ell, j} \frac{\pi_s \sigma_s^2}{\nu_s^2} \text{COV} \left(W_\ell(X_s) \frac{f_\ell(X_s)}{f(X_s)} \psi_s(\varepsilon_s) , W_j(X_s) \frac{f_j(X_s)}{f(X_s)} \psi_s(\varepsilon_s) \right) . \end{aligned}$$

Using again that $\mathbb{E}\psi_j(\varepsilon_j) = 0$ and that $\mathbb{E}\psi_s^2(\varepsilon_s)/\nu_s^2 = e_s$ and that

$$\alpha_{j,\ell}^{(s)} = \mathbb{E} \left(\frac{W_\ell(X_s) f_\ell(X_s) W_j(X_s) f_j(X_s)}{f^2(X_s)} \right) ,$$

we get that

$$\begin{aligned} \text{COV} \left(\sum_{s \neq \ell, j} A_{s,\ell} , \sum_{r \neq j, \ell} A_{r,j} \right) &= \frac{\pi_\ell^{1/2} \pi_j^{1/2}}{\sigma_\ell \sigma_j} \sum_{s \neq \ell, j} \frac{\pi_s \sigma_s^2}{\nu_s^2} \mathbb{E} \left(W_\ell(X_s) W_j(X_s) \frac{f_\ell(X_s) f_j(X_s)}{f^2(X_s)} \psi_s^2(\varepsilon_s) \right) \\ &= \frac{\pi_\ell^{1/2} \pi_j^{1/2}}{\sigma_\ell \sigma_j} \sum_{s \neq \ell, j} e_s \pi_s \sigma_s^2 \mathbb{E} \left(\frac{W_\ell(X_s) f_\ell(X_s) W_j(X_s) f_j(X_s)}{f^2(X_s)} \right) \\ &= \frac{\pi_\ell^{1/2} \pi_j^{1/2}}{\sigma_\ell \sigma_j} \sum_{s \neq \ell, j} e_s \pi_s \sigma_s^2 \alpha_{j,\ell}^{(s)} \\ &= \frac{\pi_\ell^{1/2} \pi_j^{1/2}}{\sigma_\ell \sigma_j} \sum_{s=1}^k e_s \pi_s \sigma_s^2 \alpha_{j,\ell}^{(s)} - \pi_\ell^{1/2} \pi_j^{1/2} \frac{\sigma_\ell}{\sigma_j} e_\ell \pi_\ell \alpha_{j,\ell}^{(\ell)} - \pi_\ell^{1/2} \pi_j^{1/2} \frac{\sigma_j}{\sigma_\ell} e_j \pi_j \alpha_{j,\ell}^{(j)} . \quad (\text{P.2}) \end{aligned}$$

Let us compute $c_{j,\ell}$. Taking into account that $\mathbb{E}\psi_\ell(\varepsilon_\ell) = 0$ and the independence between the errors

and the covariates, we obtain

$$\begin{aligned}
c_{j,\ell} &= \text{COV} \left(\frac{\sigma_\ell \pi_j^{1/2} \pi_\ell^{1/2}}{\sigma_j \nu_\ell} \frac{1}{\sqrt{n_\ell}} \sum_{r=1}^{n_\ell} W_j(X_{\ell r}) \frac{f_j(X_{\ell r})}{f(X_{\ell r})} \psi_\ell(\varepsilon_{\ell r}), \frac{1}{\sqrt{n_\ell}} \sum_{r=1}^{n_\ell} \psi_\ell(\varepsilon_{\ell r}) \left[\frac{\pi_\ell}{\nu_\ell} W_\ell(X_{\ell r}) \frac{f_\ell(X_{\ell r})}{f(X_{\ell r})} - \frac{\omega_\ell}{\nu_\ell} \right] \right) \\
&= \text{COV} \left(\frac{\sigma_\ell \pi_j^{1/2} \pi_\ell^{1/2}}{\sigma_j \nu_\ell} \frac{1}{\sqrt{n_\ell}} \sum_{r=1}^{n_\ell} W_j(X_{\ell r}) \frac{f_j(X_{\ell r})}{f(X_{\ell r})} \psi_\ell(\varepsilon_{\ell r}), \frac{1}{\nu_\ell} \frac{1}{\sqrt{n_\ell}} \sum_{r=1}^{n_\ell} \psi_\ell(\varepsilon_{\ell r}) \left[\pi_\ell W_\ell(X_{\ell r}) \frac{f_\ell(X_{\ell r})}{f(X_{\ell r})} - \omega_\ell \right] \right) \\
&= \frac{\sigma_\ell \pi_j^{1/2} \pi_\ell^{1/2}}{\sigma_j \nu_\ell^2} \text{COV} \left(W_j(X_\ell) \frac{f_j(X_\ell)}{f(X_\ell)} \psi_\ell(\varepsilon_\ell), \psi_\ell(\varepsilon_\ell) \left[\pi_\ell W_\ell(X_\ell) \frac{f_\ell(X_\ell)}{f(X_\ell)} - \omega_\ell \right] \right) \\
&= \frac{\sigma_\ell \pi_j^{1/2} \pi_\ell^{1/2}}{\sigma_j \nu_\ell^2} \mathbb{E}(\psi_\ell^2(\varepsilon_\ell)) \mathbb{E} \left(W_j(X_\ell) \frac{f_j(X_\ell)}{f(X_\ell)} \left[\pi_\ell W_\ell(X_\ell) \frac{f_\ell(X_\ell)}{f(X_\ell)} - \omega_\ell \right] \right) \\
&= \frac{\sigma_\ell \pi_j^{1/2} \pi_\ell^{1/2}}{\sigma_j} e_\ell \left\{ \pi_\ell \mathbb{E} \left(\frac{W_j(X_\ell) f_j(X_\ell) W_\ell(X_\ell) f_\ell(X_\ell)}{f^2(X_\ell)} \right) - \omega_\ell \mathbb{E} \left(W_j(X_\ell) \frac{f_j(X_\ell)}{f(X_\ell)} \right) \right\} \\
&= \frac{\sigma_\ell \pi_j^{1/2} \pi_\ell^{1/2}}{\sigma_j} e_\ell \left\{ \pi_\ell \alpha_{j,\ell}^{(\ell)} - \omega_\ell \beta_j^{(\ell)} \right\},
\end{aligned}$$

where we have used that

$$\beta_j^{(\ell)} = \mathbb{E} \left\{ W_j(X_\ell) \frac{f_j(X_\ell)}{f(X_\ell)} \right\} \quad \alpha_{j,\ell}^{(\ell)} = \mathbb{E} \left(\frac{W_\ell(X_\ell) f_\ell(X_\ell) W_j(X_\ell) f_j(X_\ell)}{f^2(X_\ell)} \right).$$

Summarizing we have that

$$\begin{aligned}
c_{j,\ell} &= \frac{\sigma_\ell \pi_j^{1/2} \pi_\ell^{1/2}}{\sigma_j} e_\ell \left\{ \pi_\ell \alpha_{j,\ell}^{(\ell)} - \omega_\ell \beta_j^{(\ell)} \right\} = \frac{\sigma_\ell \pi_j^{1/2} \pi_\ell^{1/2}}{\sigma_j} \pi_\ell e_\ell \alpha_{j,\ell}^{(\ell)} - \frac{\sigma_\ell \pi_j^{1/2} \pi_\ell^{1/2}}{\sigma_j} e_\ell \omega_\ell \beta_j^{(\ell)}, \\
c_{\ell,j} &= \frac{\sigma_j \pi_j^{1/2} \pi_\ell^{1/2}}{\sigma_\ell} e_j \left\{ \pi_j \alpha_{j,\ell}^{(j)} - \omega_j \beta_\ell^{(j)} \right\} = \frac{\sigma_j \pi_j^{1/2} \pi_\ell^{1/2}}{\sigma_\ell} \pi_j e_j \alpha_{j,\ell}^{(j)} - \frac{\sigma_j \pi_j^{1/2} \pi_\ell^{1/2}}{\sigma_\ell} e_j \omega_j \beta_\ell^{(j)},
\end{aligned}$$

which together with (P.2) and (P.1) leads to

$$\begin{aligned}
\text{COV}(Z_{n,j}, Z_{n,\ell}) &= \text{COV} \left(\sum_{s \neq \ell, j} A_{s,\ell}, \sum_{r \neq j, \ell} A_{r,j} \right) + c_{j,\ell} + c_{\ell,j} \\
&= \frac{\pi_\ell^{1/2} \pi_j^{1/2}}{\sigma_\ell \sigma_j} \sum_{s=1}^k e_s \pi_s \sigma_s^2 \alpha_{j,\ell}^{(s)} - \frac{\pi_\ell^{1/2} \pi_j^{1/2}}{\sigma_j} \frac{\sigma_\ell}{\sigma_j} e_\ell \pi_\ell \alpha_{j,\ell}^{(\ell)} - \frac{\pi_\ell^{1/2} \pi_j^{1/2}}{\sigma_\ell} \frac{\sigma_j}{\sigma_\ell} e_j \pi_j \alpha_{j,\ell}^{(j)} \\
&\quad + \frac{\sigma_\ell \pi_j^{1/2} \pi_\ell^{1/2}}{\sigma_j} \pi_\ell e_\ell \alpha_{j,\ell}^{(\ell)} - \frac{\sigma_\ell \pi_j^{1/2} \pi_\ell^{1/2}}{\sigma_j} e_\ell \omega_\ell \beta_j^{(\ell)} + \frac{\sigma_j \pi_j^{1/2} \pi_\ell^{1/2}}{\sigma_\ell} \pi_j e_j \alpha_{j,\ell}^{(j)} - \frac{\sigma_j \pi_j^{1/2} \pi_\ell^{1/2}}{\sigma_\ell} e_j \omega_j \beta_\ell^{(j)} \\
&= \frac{\pi_\ell^{1/2} \pi_j^{1/2}}{\sigma_\ell \sigma_j} \sum_{s=1}^k e_s \pi_s \sigma_s^2 \alpha_{j,\ell}^{(s)} - \frac{\sigma_\ell \pi_j^{1/2} \pi_\ell^{1/2}}{\sigma_j} e_\ell \omega_\ell \beta_j^{(\ell)} - \frac{\sigma_j \pi_j^{1/2} \pi_\ell^{1/2}}{\sigma_\ell} e_j \omega_j \beta_\ell^{(j)},
\end{aligned}$$

and the proof follows now from the multivariate central limit theorem. ■

In the sequel we will use the consistency rates stated in Lemma P.2 which we include without proof. In the case of the robust regression estimator, the proof is a direct consequence of the results in Boente and Pardo–Fernández (2016) combined with the bandwidth rate given in **A8**, while for the density estimator the result can be found in Pardo–Fernández *et al.* (2015).

Lemma P.2. Let $\mathring{\mathcal{R}}$ stands for the interior of the set \mathcal{R} and define

$$\widehat{L}_j(x, \sigma) = \frac{1}{n_j} \sum_{\ell=1}^{n_j} \omega_{j\ell}(x) \psi_j \left(\frac{Y_{j\ell} - m_j(x)}{\sigma} \right), \quad (\text{P.3})$$

$\omega_{j\ell}(x) = K_h(x - X_{j\ell})$ and $\theta_{n_j} = \sqrt{\log n_j / (n_j h)}$. Then, under conditions **A1**, **A3**, **A4**, **A6** and **A7a**), for any compact set $\mathcal{K} \subset \mathring{\mathcal{R}}$, we have

$$\sup_{x \in \mathcal{K}} |\widehat{m}_j(x) - m_j(x)| = O_{a.co.} (h^2 + \theta_{n_j}) = o_{\mathbb{P}}(n_j^{-1/4}), \quad (\text{P.4})$$

$$\sup_{x \in \mathcal{K}} \left| \widehat{m}_j(x) - m_j(x) - \frac{\widehat{\sigma}_j}{f_j(x) \nu_j} \widehat{L}_j(x, \widehat{\sigma}_j) \right| = O_{a.co.} (h^2 + \theta_{n_j}^2) = o_{\mathbb{P}}(n_j^{-1/2}). \quad (\text{P.5})$$

$$\sup_{x \in \mathcal{K}} |\widehat{f}_j(x) - f_j(x)| = o_{\mathbb{P}}(n_j^{-1/4}). \quad (\text{P.6})$$

A direct consequence of **A7**, (P.4) and (P.6) is that, under $H_{1,n}$,

$$\sup_{x \in \mathcal{K}} |\widehat{\mu}_0(x) - \mu_0(x)| = o_{\mathbb{P}}(n_j^{-1/4}), \quad (\text{P.7})$$

where $\mu_0(x)$ and $\widehat{\mu}_0(x)$ are defined in (9) and (10), respectively. Note that under H_0 , $\mu_0 = m_0 = m_j$, for all $j = 1, \dots, k$, so that (P.7) follows immediately, while under the alternative $H_{1,n}$,

$$\mu_0(x) = m_0(x) + n^{-1/2} \sum_{j=1}^k \pi_j \frac{f_j(x)}{f(x)} \Delta_j(x) = m_0(x) + n^{-1/2} \Delta_0(x).$$

Hence, we also have that

$$\sup_{x \in \mathcal{K}} |\widehat{\mu}_0(x) - m_0(x)| = o_{\mathbb{P}}(n_j^{-1/4}). \quad (\text{P.8})$$

For the sake of simplicity, from now on, we denote $\widehat{\Delta}_j(x) = (\widehat{\mu}_0(x) - \widehat{m}_j(x)) / \widehat{\sigma}_j$, $\widehat{\Upsilon}_{0,j}(x) = (\mu_0(x) - \widehat{\mu}_0(x)) / \widehat{\sigma}_j$, $\widehat{\Upsilon}_j(x) = (m_j(x) - \widehat{m}_j(x)) / \widehat{\sigma}_j$ and $\widehat{\Gamma}_j(x) = n^{-1/2} (\Delta_j(x) - \Delta_0(x)) / \widehat{\sigma}_j$. Then,

$$\widehat{\Delta}_j(x) = -\widehat{\Upsilon}_{0,j}(x) + \widehat{\Upsilon}_j(x) - \widehat{\Gamma}_j(x). \quad (\text{P.9})$$

Lemma P.3. Assume that (1) and **A1** to **A6**, **A7a**) and **A8** hold. Let $\widehat{\sigma}_j$ be a consistent estimator of σ_j , $j = 1, \dots, k$ satisfying **A9** and let $\Delta_j : \mathbb{R} \rightarrow \mathbb{R}$ be such that $\mathbb{E} W_j(X_j) \Delta_j^2(X_j) < \infty$. Assume that $H_{1,n} : m_j = m_0 + n^{-1/2} \Delta_j$ holds and define

$$\begin{aligned} D_{1,n_j}(t) &= -\frac{1}{\sqrt{n_j}} \sum_{\ell=1}^{n_j} W_j(X_{j\ell}) \exp(it \widehat{\epsilon}_{0j\ell}) \left\{ \frac{\widehat{\mu}_0(X_{j\ell}) - \widehat{m}_j(X_{j\ell})}{\widehat{\sigma}_j} \right\}^2 \exp(it \xi_{j\ell}^{(n)}), \\ D_{2,n_j}(t) &= \frac{1}{\sqrt{n_j}} \sum_{\ell=1}^{n_j} W_j(X_{j\ell}) \left[\widehat{\Upsilon}_{0,j}(X_{j\ell}) + \widehat{\Gamma}_j(X_{j\ell}) \right] \widehat{\Delta}_j(X_{j\ell}) \exp(it \xi_{j\ell}^{(n)}), \\ D_{3,n_j}(t) &= \left(\frac{\widehat{\sigma}_j - \sigma_j}{\sigma_j} \right) \frac{1}{\sqrt{n_j}} \sum_{\ell=1}^{n_j} W_j(X_{j\ell}) \exp \left\{ it \frac{\sigma_j}{\widehat{\sigma}_j} \varepsilon_{j\ell} \right\} \left\{ \widehat{\Upsilon}_j(X_{j\ell}) - \widehat{\Upsilon}_0(X_{j\ell}) - \widehat{\Gamma}_j(X_{j\ell}) \right\}, \end{aligned}$$

where $\xi_{j\ell}^{(n)}$ are random variables that may depend on the sample size. Then, for $s = 1, 2, 3$, we have that $\sup_{t \in \mathbb{R}} |D_{s,n_j}(t)| = o_{\mathbb{P}}(1)$

PROOF. Using that $m_j = m_0 + n^{-1/2}\Delta_j$ and that $\mu_0(x) = m_0(x) + n^{-1/2}\Delta_0(x)$, we get that

$$\begin{aligned}\widehat{\mu}_0(x) - \widehat{m}_j(x) &= (\widehat{\mu}_0(x) - m_0(x)) - (\widehat{m}_j(x) - m_j(x)) - n^{-1/2}\Delta_j(x) \\ &= (\widehat{\mu}_0(x) - \mu_0(x)) - (\widehat{m}_j(x) - m_j(x)) + n^{-1/2}(\Delta_0(x) - \Delta_j(x)),\end{aligned}\quad (\text{P.10})$$

which implies

$$\begin{aligned}\sup_{t \in \mathbb{R}} |D_{1,n_j}(t)| &\leq \frac{1}{\sqrt{n_j}} \sum_{\ell=1}^{n_j} W_j(X_{j\ell}) \frac{[\widehat{\mu}_0(X_{j\ell}) - \widehat{m}_j(X_{j\ell})]^2}{\widehat{\sigma}_j^2} \\ &\leq \frac{4}{\sqrt{n_j} \widehat{\sigma}_j^2} \sum_{\ell=1}^{n_j} W_j(X_{j\ell}) \left\{ [\widehat{\mu}_0(X_{j\ell}) - m_0(X_{j\ell})]^2 + [\widehat{m}_j(X_{j\ell}) - m_j(X_{j\ell})]^2 + n^{-1} \Delta_j^2(X_{j\ell}) \right\} \\ &\leq \frac{4}{\widehat{\sigma}_j^2} \left\{ \sqrt{n_j} \sup_{x \in \mathcal{K}_j} [\widehat{\mu}_0(x) - m_0(x)]^2 + \sqrt{n_j} \sup_{x \in \mathcal{K}_j} [\widehat{m}_j(x) - m_j(x)]^2 \right\} \\ &\quad + \frac{4}{\widehat{\sigma}_j^2} \frac{n_j}{n} \frac{1}{\sqrt{n_j}} \left(\frac{1}{n_j} \sum_{\ell=1}^{n_j} W_j(X_{j\ell}) \Delta_j^2(X_{j\ell}) \right).\end{aligned}$$

From (P.4), taking $\mathcal{K} = \mathcal{K}_j$, and using that $\widehat{\sigma}_j \xrightarrow{p} \sigma_j$, $\mathbb{E}W_j(X_j)\Delta_j^2(X_j) < \infty$ and $n_j/n \rightarrow \kappa_j$, we easily get that $\sup_{t \in \mathbb{R}} |D_{1,n_j}(t)| = o_{\mathbb{P}}(1)$.

Let us show that $\sup_{t \in \mathbb{R}} |D_{2,n_j}(t)| = o_{\mathbb{P}}(1)$. Using (P.10) and denoting $A(x) = |\Delta_0(x)| + |\Delta_j(x)|$, $\widehat{A}_0 = \sup_{x \in \mathcal{K}_j} |\widehat{\mu}_0(x) - \mu_0(x)|$ and $\widehat{A}_j = \sup_{x \in \mathcal{K}_j} |\widehat{m}_j(x) - m_j(x)|$, we can bound $\sup_{t \in \mathbb{R}} |D_{2,n_j}(t)|$ as

$$\begin{aligned}\sup_{t \in \mathbb{R}} |D_{2,n_j}(t)| &\leq \frac{1}{\sqrt{n_j}} \sum_{\ell=1}^{n_j} W_j(X_{j\ell}) \left| \widehat{\Upsilon}_{0,j}(X_{j\ell}) + \widehat{\Gamma}_j(X_{j\ell}) \right| \left| \widehat{\Delta}_j(X_{j\ell}) \right| \\ &\leq \frac{1}{\widehat{\sigma}_j^2} \frac{1}{\sqrt{n_j}} \sum_{\ell=1}^{n_j} W_j(X_{j\ell}) \left| \mu_0(X_{j\ell}) - \widehat{\mu}_0(X_{j\ell}) + n^{-1/2} [\Delta_j(X_{j\ell}) - \Delta_0(X_{j\ell})] \right| |\widehat{\mu}_0(X_{j\ell}) - \widehat{m}_j(X_{j\ell})| \\ &\leq \frac{1}{\widehat{\sigma}_j^2} \frac{1}{\sqrt{n_j}} \sum_{\ell=1}^{n_j} W_j(X_{j\ell}) \left\{ |\widehat{\mu}_0(X_{j\ell}) - \mu_0(X_{j\ell})| + n^{-1/2} A(X_{j\ell}) \right\} \times \\ &\quad \left\{ |\widehat{\mu}_0(X_{j\ell}) - \mu_0(X_{j\ell})| + |\widehat{m}_j(X_{j\ell}) - m_j(X_{j\ell})| + n^{-1/2} A(X_{j\ell}) \right\} \\ &\leq \frac{1}{\widehat{\sigma}_j^2} \left\{ \sqrt{n_j} \widehat{A}_0^2 + 2 \widehat{A}_0 \left(\frac{n_j}{n} \right)^{1/2} \frac{1}{n_j} \sum_{\ell=1}^{n_j} W_j(X_{j\ell}) A(X_{j\ell}) + \sqrt{n_j} \widehat{A}_0 \widehat{A}_j \right. \\ &\quad \left. + \widehat{A}_j \left(\frac{n_j}{n} \right)^{1/2} \frac{1}{n_j} \sum_{\ell=1}^{n_j} W_j(X_{j\ell}) A(X_{j\ell}) + n^{-1/2} \left(\frac{n_j}{n} \right)^{1/2} \frac{1}{n_j} \sum_{\ell=1}^{n_j} W_j(X_{j\ell}) A^2(X_{j\ell}) \right\}.\end{aligned}$$

Hence, using (P.4) and (P.8), together with the fact that $\mathbb{E}W_j(X_j)\Delta_j^2(X_j) < \infty$, we obtain that $\sup_{t \in \mathbb{R}} |D_{2,n_j}(t)| = o_{\mathbb{P}}(1)$.

Finally, to prove that $\sup_{t \in \mathbb{R}} |D_{3,n_j}(t)| = o_{\mathbb{P}}(1)$, note that

$$\begin{aligned}
\sup_{t \in \mathbb{R}} |D_{3,n_j}(t)| &\leq \left(\frac{|\hat{\sigma}_j - \sigma_j|}{\hat{\sigma}_j \sigma_j} \right) \frac{1}{\sqrt{n_j}} \sum_{\ell=1}^{n_j} W_j(X_{j\ell}) \left\{ |\hat{\mu}_0(X_{j\ell}) - \mu_0(X_{j\ell})| + |\hat{m}_j(X_{j\ell}) - m_j(X_{j\ell})| \right. \\
&\quad \left. + n^{-1/2} |\Delta_j(X_{j\ell}) - \Delta_0(X_{j\ell})| \right\} \\
&\leq \left(\frac{|\hat{\sigma}_j - \sigma_j|}{\hat{\sigma}_j \sigma_j} \right) \sqrt{n_j} (\hat{A}_0 + \hat{A}_j) \\
&\quad + \left(\frac{|\hat{\sigma}_j - \sigma_j|}{\hat{\sigma}_j \sigma_j} \right) \left(\frac{n_j}{n} \right)^{1/2} \frac{1}{n_j} \sum_{\ell=1}^{n_j} W_j(X_{j\ell}) |\Delta_j(X_{j\ell}) - \Delta_0(X_{j\ell})|. \tag{P.11}
\end{aligned}$$

Using the consistency of $\hat{\sigma}_j$ and the fact that $\mathbb{E}W_j(X_j)\Delta_j^2(X_j) < \infty$, we obtain that the second term on the right hand side of (P.11) converges to 0 in probability, while (P.4) and (P.8) together with the fact that $n_j^{1/4}(\hat{\sigma}_j - \sigma_j) = o_{\mathbb{P}}(1)$ entail that the first term is $o_{\mathbb{P}}(1)$, concluding the proof. \blacksquare

Lemma P.4. Assume that (1) and **A1** to **A8** hold. Let $\hat{\sigma}_j$ be a consistent estimator of σ_j , $j = 1, \dots, k$ satisfying **A9** and consider functions $\Delta_j : \mathbb{R} \rightarrow \mathbb{R}$ such that $\mathbb{E}W_j(X_j)\Delta_j^2(X_j) < \infty$. Assume that $H_{1,n} : m_j = m_0 + n^{-1/2}\Delta_j$ holds. Denote $V_s(x) = (n_s/n)(f_s(x)/f(x))$, $M_s(x) = m_s(x)/f(x)$ and $C_s(x) = (n_s/n)M_s(x)$. Furthermore, define

$$\begin{aligned}
D_{1,n_j}(\sigma, t) &= \frac{1}{\sigma_j} \left(\frac{n_j}{n} \right)^{1/2} \frac{1}{n_j} \sum_{\ell=1}^{n_j} W_j(X_{j\ell}) \exp \left\{ i t \frac{\sigma_j}{\sigma} \varepsilon_{j\ell} \right\} (\Delta_j(X_{j\ell}) - \Delta_0(X_{j\ell})), \\
D_{2,n_j}(\sigma, t) &= \frac{1}{\sigma_j} \frac{1}{\sqrt{n_j}} \sum_{\ell=1}^{n_j} W_j(X_{j\ell}) \exp \left\{ i t \frac{\sigma_j}{\sigma} \varepsilon_{j\ell} \right\} \{ \hat{m}_j(X_{j\ell}) - m_j(X_{j\ell}) \}, \\
D_{3,n_j}(\sigma, t) &= \sum_{s=1}^k \frac{1}{\sigma_j} \frac{1}{\sqrt{n_j}} \sum_{\ell=1}^{n_j} W_j(X_{j\ell}) V_s(X_{j\ell}) \exp \left\{ i t \frac{\sigma_j}{\sigma} \varepsilon_{j\ell} \right\} \{ \hat{m}_s(X_{j\ell}) - m_s(X_{j\ell}) \}, \\
D_{4,n_j}(\sigma, t) &= \sum_{s=1}^k \frac{1}{\sigma_j} \frac{1}{\sqrt{n_j}} \sum_{\ell=1}^{n_j} W_j(X_{j\ell}) C_s(X_{j\ell}) \exp \left\{ i t \frac{\sigma_j}{\sigma} \varepsilon_{j\ell} \right\} \{ \hat{f}_s(X_{j\ell}) - f_s(X_{j\ell}) \}, \\
D_{5,n_j}(\sigma, t) &= \sum_{s=1}^k \frac{1}{\sigma_j} \frac{1}{\sqrt{n_j}} \sum_{\ell=1}^{n_j} W_j(X_{j\ell}) V_s(X_{j\ell}) M_s(X_{j\ell}) \exp \left\{ i t \frac{\sigma_j}{\sigma} \varepsilon_{j\ell} \right\} \{ \hat{f}(X_{j\ell}) - f(X_{j\ell}) \}.
\end{aligned}$$

a) If $\hat{D}(t) = i t (D_{1,n_j}(\hat{\sigma}_j, t) - D_{1,n_j}(\sigma_j, t))$, then $\|\hat{D}\|_w = o_{\mathbb{P}}(1)$.

b) Moreover, if $\mathbb{E}|\varepsilon_j| < \infty$, we have that, for $s = 1, \dots, 5$, $D_{s,n_j}(\hat{\sigma}_j, t) = D_{s,n_j}(\sigma_j, t) + i t R_{s,n_j}(t)$, where $\sup_{t \in \mathbb{R}} |R_{s,n_j}(t)| = o_{\mathbb{P}}(1)$.

PROOF. We begin by proving b). Using a Taylor's expansion or order one, we obtain that

$$\begin{aligned}
D_{1,n_j}(\hat{\sigma}_j, t) - D_{1,n_j}(\sigma_j, t) &= i t \frac{1}{\sigma_j} \left(\frac{\sigma_j}{\hat{\sigma}_j} - 1 \right) \left(\frac{n_j}{n} \right)^{1/2} \frac{1}{n_j} \sum_{\ell=1}^{n_j} W_j(X_{j\ell}) \exp \{ i t \varepsilon_{j\ell} \varepsilon_{j\ell} \} (\Delta_j(X_{j\ell}) - \Delta_0(X_{j\ell})) \varepsilon_{j\ell} \\
&= i t R_{3,n_j}(t),
\end{aligned}$$

with $\xi_{j\ell}$ and intermediate point. Hence, noting that

$$\sup_{t \in \mathbb{R}} |R_{3,n_j}(t)| \leq \frac{1}{\sigma_j} \left| \frac{\sigma_j}{\widehat{\sigma}_j} - 1 \right| \left(\frac{n_j}{n} \right)^{1/2} \frac{1}{n_j} \sum_{\ell=1}^{n_j} |\varepsilon_{j\ell}| W_j(X_{j\ell}) |\Delta_j(X_{j\ell}) - \Delta_0(X_{j\ell})| ,$$

and using that $\mathbb{E}|\varepsilon_j| < \infty$ and $\widehat{\sigma}_j \xrightarrow{p} \sigma_j$, we conclude that $\sup_{t \in \mathbb{R}} |R_{1,n_j}(t)| = o_{\mathbb{P}}(1)$.

Note that $D_{2,n_j}(\widehat{\sigma}_j, t) - D_{2,n_j}(\sigma_j, t) = i t R_{2,n_j}(t)$, where

$$R_{2,n_j}(t) = \frac{1}{\sigma_j} \frac{1}{\sqrt{n_j}} \sum_{\ell=1}^{n_j} W_j(X_{j\ell}) \exp \{i t \xi_{j\ell}\} \left(\frac{\sigma_j}{\widehat{\sigma}_j} - 1 \right) \varepsilon_{j\ell} \{ \widehat{m}_j(X_{j\ell}) - m_j(X_{j\ell}) \} ,$$

with $\xi_{j\ell}$ an intermediate point. We have the following bound for $R_{2,n_j}(t)$

$$\begin{aligned} |R_{2,n_j}(t)| &= \left| \frac{1}{\sigma_j} \frac{1}{\sqrt{n_j}} \sum_{\ell=1}^{n_j} W_j(X_{j\ell}) \exp \{i t \xi_{j\ell}\} \left(\frac{\sigma_j}{\widehat{\sigma}_j} - 1 \right) \varepsilon_{j\ell} \{ \widehat{m}_j(X_{j\ell}) - m_j(X_{j\ell}) \} \right| \\ &\leq \frac{1}{\sigma_j} \sup_{x \in \mathcal{K}_j} |\widehat{m}_j(x) - m_j(x)| \left| \frac{\sigma_j}{\widehat{\sigma}_j} - 1 \right| \frac{1}{\sqrt{n_j}} \sum_{\ell=1}^{n_j} W_j(X_{j\ell}) |\varepsilon_{j\ell}| \\ &\leq \frac{1}{\sigma_j} n_j^{1/4} \sup_{x \in \mathcal{K}_j} |\widehat{m}_j(x) - m_j(x)| \frac{n_j^{1/4} |\sigma_j - \widehat{\sigma}_j|}{\widehat{\sigma}_j} \frac{1}{n_j} \sum_{\ell=1}^{n_j} |\varepsilon_{j\ell}| . \end{aligned}$$

Therefore, using (P.4), **A9** and the fact that $\mathbb{E}|\varepsilon_j| < \infty$, we obtain that $\sup_{t \in \mathbb{R}} |R_{2,n_j}(t)| = o_{\mathbb{P}}(1)$ as desired. Similarly, using (P.4), **A5**, **A9** and the fact that $\mathbb{E}|\varepsilon_j| < \infty$, we obtain that $D_{3,n_j}(\widehat{\sigma}_j, t) = D_{3,n_j}(\sigma_j, t) + i t D_{3,n_j}(t)$, where $\sup_{t \in \mathbb{R}} |D_{3,n_j}(t)| = o_{\mathbb{P}}(1)$. Finally, using (P.6), similar arguments allow to conclude that, for $s = 4, 5$, $D_{s,n_j}(\widehat{\sigma}_j, t) = D_{s,n_j}(\sigma_j, t) + i t D_{s,n_j}(t)$, where $\sup_{t \in \mathbb{R}} |D_{s,n_j}(t)| = o_{\mathbb{P}}(1)$.

Let us show a). Denote $D_{1,n_j}^{(1)}(t) = D_{1,n_j}(\widehat{\sigma}_j, t) - D_{1,n_j}(\sigma_j, t)$. Then, for any $M > 0$,

$$D_{1,n_j}^{(1)}(t) = \frac{1}{\sigma_j} \left(\frac{n_j}{n} \right)^{1/2} \left(D_{1,n_j}^{(2)}(M, t) + D_{1,n_j}^{(3)}(M, t) \right) , \quad (\text{P.12})$$

with

$$\begin{aligned} D_{1,n_j}^{(2)}(M, t) &= \frac{1}{n_j} \sum_{\ell=1}^{n_j} U(X_{j\ell}) \left\{ \exp \left\{ i t \frac{\sigma_j}{\widehat{\sigma}_j} \varepsilon_{j\ell} \right\} - \exp \{ i t \varepsilon_{j\ell} \} \right\} \mathbb{I}_{|\varepsilon_{j\ell}| \leq M} , \\ D_{1,n_j}^{(3)}(M, t) &= \frac{1}{n_j} \sum_{\ell=1}^{n_j} U(X_{j\ell}) \left\{ \exp \left\{ i t \frac{\sigma_j}{\widehat{\sigma}_j} \varepsilon_{j\ell} \right\} - \exp \{ i t \varepsilon_{j\ell} \} \right\} \mathbb{I}_{|\varepsilon_{j\ell}| \geq M} , \end{aligned}$$

where for the sake of simplicity we have denoted $U(x) = W_j(x) (\Delta_j(x) - \Delta_0(x))$. Note that

$$A_{1,n_j}(M) = \|i t D_{1,n_j}^{(3)}(M, t)\|_w \leq 2 \frac{1}{n_j} \sum_{\ell=1}^{n_j} |U(X_{j\ell})| \mathbb{I}_{|\varepsilon_{j\ell}| \geq M} \left\{ \int t^2 w(t) dt \right\}^{1/2} ,$$

while

$$\sup_{t \in \mathbb{R}} |D_{3,n_j}^{(2)}(M, t)| \leq M \left| \frac{\sigma_j}{\widehat{\sigma}_j} - 1 \right| \frac{1}{n_j} \sum_{\ell=1}^{n_j} |U(X_{j\ell})| ,$$

so that

$$A_{2,n_j}(M) = \|i t D_{1,n_j}^{(2)}(M, t)\|_w \leq M \left| \frac{\sigma_j}{\hat{\sigma}_j} - 1 \right| \frac{1}{n_j} \sum_{\ell=1}^{n_j} |U(X_{j\ell})| \left\{ \int t^2 w(t) dt \right\}^{1/2}. \quad (\text{P.13})$$

Given $\delta > 0$, choose M such that $\left\{ \int t^2 w(t) dt \right\}^{1/2} \mathbb{E}|U(X_j)| \mathbb{P}(|\varepsilon_j| > M) < \delta/(8a_j)$, where $a_j = \pi_j^{1/2}/\sigma_j$. The law of large numbers entail that

$$A_{1,n_j}(M) \xrightarrow{p} 2 \left\{ \int t^2 w(t) dt \right\}^{1/2} \mathbb{E}|U(X_j)| \mathbb{P}(|\varepsilon_j| > M) < \delta/(4a_j),$$

so that, given $\eta > 0$, there exists $n_{j,0}$ such that for $n_j \geq n_{j,0}$, we have that

$$\mathbb{P}(A_{1,n_j}(M) < \delta/(2a_j)) > 1 - \eta/2. \quad (\text{P.14})$$

On the other hand, the consistency of $\hat{\sigma}_j$ together with the fact that $\mathbb{E}|U(X_j)| < \infty$ entail that

$$A_{3,n_j} = \left| \frac{\sigma_j}{\hat{\sigma}_j} - 1 \right| \frac{1}{n_j} \sum_{\ell=1}^{n_j} |U(X_{j\ell})| \left\{ \int t^2 w(t) dt \right\}^{1/2} \xrightarrow{p} 0,$$

therefore, we can choose $n_{j,1}$ such that for $n_j \geq n_{j,1}$, we have that $\mathbb{P}(A_{3,n_j} < \delta/(2M a_j)) > 1 - \eta/2$, implying that

$$\mathbb{P}(A_{2,n_j}(M) < \delta/(2a_j)) > 1 - \eta/2. \quad (\text{P.15})$$

Taking into account that $n_j/n \rightarrow \pi_j$, we get that

$$a_{j,n_j} = \frac{1}{\sigma_j} \left(\frac{n_j}{n} \right)^{1/2} \rightarrow \frac{1}{\sigma_j} \pi_j^{1/2} = a_j,$$

so for $n_j \geq n_{j,2}$, we have that $a_{j,n_j} \leq 2a_j$. Combining (P.12), (P.13), (P.14) and (P.15), we obtain that for $n_j \geq \max(n_{j,0}, n_{j,1}, n_{j,2})$, $\mathbb{P}(\|\hat{D}\|_w < \delta) > 1 - \eta$, which entails that $\|\hat{D}\|_w = o_{\mathbb{P}}(1)$ concluding the proof. \blacksquare

Lemma P.5. Assume that (1) and **A1** to **A6**, **A7a**) and **A8** hold and that $\mathbb{E}|\varepsilon_j| < \infty$. Define for $s = 1, \dots, k$,

$$A_{1,s,n_j}(t) = \frac{1}{\sqrt{n_j}} \sum_{\ell=1}^{n_j} W_j(X_{j\ell}) M_s(X_{j\ell}) \exp\{i t \varepsilon_{j\ell}\} \left\{ \hat{f}_s(X_{j\ell}) - f_s(X_{j\ell}) \right\},$$

$$A_{2,s,n_j}(t) = \frac{1}{\sqrt{n_j}} \sum_{\ell=1}^{n_j} W_j(X_{j\ell}) V_s(X_{j\ell}) M_s(X_{j\ell}) \exp\{i t \varepsilon_{j\ell}\} \left\{ \hat{f}(X_{j\ell}) - f(X_{j\ell}) \right\},$$

where $V_s(x) = (n_s/n)(f_s(x)/f(x))$, $M_s(x) = m_s(x)/f(x)$. Then, we have that $\sup_{t \in \mathbb{R}} |A_{\ell,s,n_j}(t)| = o_{\mathbb{P}}(1)$, for $\ell = 1, 2$.

PROOF. We will only show that $\sup_{t \in \mathbb{R}} |A_{1,s,n_j}(t)| = o_{\mathbb{P}}(1)$, since the proof of $\sup_{t \in \mathbb{R}} |A_{2,s,n_j}(t)| = o_{\mathbb{P}}(1)$ is analogous. Denote

$$f_{h,s}(x) = \mathbb{E} \hat{f}_s(x) = \frac{1}{h} \int K\left(\frac{x-u}{h}\right) f_s(u) du = \frac{1}{h} \int K\left(\frac{x-u}{h}\right) \{f_s(u) - f_s(x)\} du + f_s(x) = r_{h,s}(x) + f_s(x).$$

Recall that **A5** and **A6** imply that for $x \in \mathcal{K}_j$,

$$\begin{aligned} r_{h,s}(x) &= \int K(v) \{f_s(x - hv) - f_s(x)\} dv = -hf'_s(x) \int v K(v) dv + h^2 \int v^2 K(v) f''_s(\xi_{v,x}) dv \\ &= h^2 \int v^2 K(v) f''_s(\xi_{v,x}) dv, \end{aligned}$$

where $\xi_{v,x}$ is an intermediate point between x and $x - hv$. Using that f''_s is a continuous function in a neighbourhood of \mathcal{K}_j , we get that, for h small enough, $\sup_{x \in \mathcal{K}_j, v} |f''_s(\xi_{v,x})| = a_{j,s} < \infty$, so

$$\sup_{x \in \mathcal{K}_j} |r_{h,s}(x)| \leq h^2 a_{j,s} \int v^2 K(v) dv. \quad (\text{P.16})$$

Then, $A_{1,s,n_j}(t) = B_{1,s,n_j}(t) + B_{2,s,n_j}(t)$ where

$$\begin{aligned} B_{1,s,n_j}(t) &= \frac{1}{\sqrt{n_j}} \sum_{\ell=1}^{n_j} W_j(X_{j\ell}) M_s(X_{j\ell}) \exp\{it\varepsilon_{j\ell}\} \left\{ \widehat{f}_s(X_{j\ell}) - f_{h,s}(X_{j\ell}) \right\}, \\ B_{2,s,n_j}(t) &= \frac{1}{\sqrt{n_j}} \sum_{\ell=1}^{n_j} W_j(X_{j\ell}) M_s(X_{j\ell}) \exp\{it\varepsilon_{j\ell}\} r_{h,s}(X_{j\ell}). \end{aligned}$$

Using (P.16) and that $\|W_j\|_\infty = 1$, **A4** and **A5**, we get that

$$\sup_{t \in \mathbb{R}} |B_{2,s,n_j}(t)| \leq \sqrt{n_j} h^2 a_{j,s} A_{j,s} \int v^2 K(v) dv,$$

where $A_{j,s}$ is an upper bound of $|M_s(u)|$ in a neighbourhood of \mathcal{K}_j . Hence, the fact that $nh^4 \rightarrow 0$ entails that $\sup_{t \in \mathbb{R}} |B_{2,s,n_j}(t)| = o_{\mathbb{P}}(1)$.

Let us consider the situation $s \neq j$. In this case,

$$\begin{aligned} B_{1,s,n_j}(t) &= \frac{1}{\sqrt{n_j}} \sum_{\ell=1}^{n_j} W_j(X_{j\ell}) M_s(X_{j\ell}) \exp\{it\varepsilon_{j\ell}\} \left\{ \widehat{f}_s(X_{j\ell}) - f_{h,s}(X_{j\ell}) \right\} \\ &= \frac{1}{\sqrt{n_j}} \frac{1}{n_s} \sum_{\ell=1}^{n_j} \sum_{r=1}^{n_s} W_j(X_{j\ell}) M_s(X_{j\ell}) \exp\{it\varepsilon_{j\ell}\} \{K_h(X_{j\ell} - X_{sr}) - f_{h,s}(X_{j\ell})\} \\ &= B_{1,s,n_j}^{(1)}(t) + i B_{1,s,n_j}^{(2)}(t). \end{aligned}$$

Using that $\mathbb{E}\{K_h(X_j - X_s) - f_{h,s}(X_j)\} = 0$, standard arguments allow to show that, for $j = 1, \dots, k$,

$$\sup_{t \in \mathbb{R}} \mathbb{E} \left\{ \left(B_{1,s,n_j}^{(j)}(t) \right)^2 \right\} = o(1).$$

Hence, $\|B_{1,s,n_j}\|_w = o_{\mathbb{P}}(1)$.

Let us consider the situation $s = j$. In this case, $B_{1,s,n_j}(t) = C_{1,n_j}(t) + C_{2,n_j}(t)$ where

$$\begin{aligned} C_{1,n_j}(t) &= \frac{1}{n_j \sqrt{n_j}} \sum_{\ell=1}^{n_j} W_j(X_{j\ell}) M_s(X_{j\ell}) \exp\{it\varepsilon_{j\ell}\} \{K_h(0) - f_{h,j}(X_{j\ell})\}, \\ C_{2,n_j}(t) &= \frac{1}{n_j \sqrt{n_j}} \sum_{\ell \neq r} W_j(X_{j\ell}) M_s(X_{j\ell}) \exp\{it\varepsilon_{j\ell}\} \{K_h(X_{j\ell} - X_{jr}) - f_{h,j}(X_{j\ell})\} \\ &= \frac{1}{2n_j \sqrt{n_j}} \sum_{\ell \neq r} H(t, X_{j\ell}, \varepsilon_{j\ell}; X_{jr}) + H(t, X_{jr}, \varepsilon_{jr}; X_{j\ell}), \end{aligned}$$

where

$$H(t, X_{j\ell}, \varepsilon_{j\ell}; X_{jr}) = W_j(X_{j\ell}) M_s(X_{j\ell}) \exp \{i t \varepsilon_{j\ell}\} \{K_h(X_{j\ell} - X_{jr}) - f_{h,j}(X_{j\ell})\}.$$

The fact that $nh^2 \rightarrow \infty$ implies that $\sup_{t \in \mathbb{R}} |C_{1,n_j}(t)| = o_{\mathbb{P}}(1)$. Using similar arguments to those considered in Pardo–Fernández *et al.* (2015) for $B_{1,s,n_j}(t)$, we conclude that $\|C_{1,n_j}\|_w = o_{\mathbb{P}}(1)$. ■

PROOF OF THEOREM 3.1. The proof of b) follows as in Pardo–Fernández *et al.* (2015), so we will only derive a).

Recall that $\hat{\Delta}_j(x) = (\hat{\mu}_0(x) - \hat{m}_j(x))/\hat{\sigma}_j$, $\hat{\Upsilon}_{0,j}(x) = (\mu_0(x) - \hat{\mu}_0(x))/\hat{\sigma}_j$, $\hat{\Upsilon}_j(x) = (m_j(x) - \hat{m}_j(x))/\hat{\sigma}_j$ and $\hat{\Gamma}_j(x) = n^{-1/2}(\Delta_j(x) - \Delta_0(x))/\hat{\sigma}_j$. Hence, using a Taylor's expansion of order 2, we get that

$$\begin{aligned} \sqrt{n_j}(\hat{\varphi}_j(t) - \hat{\varphi}_{0j}(t)) &= \frac{1}{\sqrt{n_j}} \sum_{\ell=1}^{n_j} W_j(X_{j\ell}) \{ \exp(i t \hat{\epsilon}_{j\ell}) - \exp(i t \hat{\epsilon}_{0j\ell}) \} \\ &= \frac{1}{\sqrt{n_j}} \sum_{\ell=1}^{n_j} W_j(X_{j\ell}) \exp(i t \hat{\epsilon}_{0j\ell}) \left\{ \exp \left(i t \frac{\hat{\mu}_0(X_{j\ell}) - \hat{m}_j(X_{j\ell})}{\hat{\sigma}_j} \right) - 1 \right\} \\ &= i t S_{1,n_j}(t) + t^2 D_{1,n_j}(t), \end{aligned} \quad (\text{P.17})$$

where

$$S_{1,n_j}(t) = \frac{1}{\sqrt{n_j}} \sum_{\ell=1}^{n_j} W_j(X_{j\ell}) \exp(i t \hat{\epsilon}_{0j\ell}) \frac{\hat{\mu}_0(X_{j\ell}) - \hat{m}_j(X_{j\ell})}{\hat{\sigma}_j} = \frac{1}{\sqrt{n_j}} \sum_{\ell=1}^{n_j} W_j(X_{j\ell}) \exp(i t \hat{\epsilon}_{0j\ell}) \hat{\Delta}_j(X_{j\ell}), \quad (\text{P.18})$$

$$D_{1,n_j}(t) = - \frac{1}{\sqrt{n_j}} \sum_{\ell=1}^{n_j} W_j(X_{j\ell}) \exp(i t \hat{\epsilon}_{0j\ell}) \left\{ \frac{\hat{\mu}_0(X_{j\ell}) - \hat{m}_j(X_{j\ell})}{\hat{\sigma}_j} \right\}^2 \exp(i t \xi_{j\ell}),$$

with $\xi_{j\ell}$ an intermediate point between 0 and $\{\hat{\mu}_0(X_{j\ell}) - \hat{m}_j(X_{j\ell})\}/\hat{\sigma}_j$. Hence, from Lemma P.3, we may conclude that

$$\sup_{t \in \mathbb{R}} |D_{1,n_j}(t)| = o_{\mathbb{P}}(1). \quad (\text{P.19})$$

Recall that, under H_0 , $\hat{\Gamma}_j \equiv 0$, in general under $H_{1,n}$, from (P.9) we may write

$$\hat{\epsilon}_{0j\ell} = \frac{\sigma_j}{\hat{\sigma}_j} \varepsilon_{j\ell} + \hat{\Upsilon}_{0,j}(X_{j\ell}) + \hat{\Gamma}_j(X_{j\ell}). \quad (\text{P.20})$$

This last equality leads to

$$\begin{aligned} S_{1,n_j}(t) &= \frac{1}{\sqrt{n_j}} \sum_{\ell=1}^{n_j} W_j(X_{j\ell}) \exp \left\{ i t \frac{\sigma_j}{\hat{\sigma}_j} \varepsilon_{j\ell} \right\} \exp \left\{ i t \left[\hat{\Upsilon}_{0,j}(X_{j\ell}) + \hat{\Gamma}_j(X_{j\ell}) \right] \right\} \hat{\Delta}_j(X_{j\ell}) \\ &= S_{2,n_j}(t) + i t D_{2,n_j}(t), \end{aligned}$$

with

$$\begin{aligned} S_{2,n_j}(t) &= \frac{1}{\sqrt{n_j}} \sum_{\ell=1}^{n_j} W_j(X_{j\ell}) \exp \left\{ i t \frac{\sigma_j}{\hat{\sigma}_j} \varepsilon_{j\ell} \right\} \hat{\Delta}_j(X_{j\ell}) \\ D_{2,n_j}(t) &= \frac{1}{\sqrt{n_j}} \sum_{\ell=1}^{n_j} W_j(X_{j\ell}) \left[\hat{\Upsilon}_{0,j}(X_{j\ell}) + \hat{\Gamma}_j(X_{j\ell}) \right] \hat{\Delta}_j(X_{j\ell}) \exp(i t \xi_{j\ell}), \end{aligned} \quad (\text{P.21})$$

where $\xi_{j\ell}$ stands for an intermediate point between 0 and $\hat{\Upsilon}_{0,j}(X_{j\ell}) + \hat{\Gamma}_j(X_{j\ell})$. Hence, using Lemma P.3 we obtain that

$$\sup_{t \in \mathbb{R}} |D_{2,n_j}(t)| = o_{\mathbb{P}}(1). \quad (\text{P.22})$$

Let us consider the behaviour of the term S_{2,n_j} under H_0 . Note that

$$S_{2,n_j}(t) = \frac{1}{\hat{\sigma}_j} \frac{1}{\sqrt{n_j}} \sum_{\ell=1}^{n_j} W_j(X_{j\ell}) \exp \left\{ i t \frac{\sigma_j}{\hat{\sigma}_j} \varepsilon_{j\ell} \right\} \hat{\Delta}_j(X_{j\ell}) = S_{3,n_j}(t) - D_{3,n_j}(t),$$

with

$$\begin{aligned} S_{3,n_j}(t) &= \frac{\hat{\sigma}_j}{\sigma_j} \frac{1}{\sqrt{n_j}} \sum_{\ell=1}^{n_j} W_j(X_{j\ell}) \exp \left\{ i t \frac{\sigma_j}{\hat{\sigma}_j} \varepsilon_{j\ell} \right\} \hat{\Delta}_j(X_{j\ell}), \\ D_{3,n_j}(t) &= \left(\frac{\hat{\sigma}_j - \sigma_j}{\sigma_j} \right) \frac{1}{\sqrt{n_j}} \sum_{\ell=1}^{n_j} W_j(X_{j\ell}) \exp \left\{ i t \frac{\sigma_j}{\hat{\sigma}_j} \varepsilon_{j\ell} \right\} \hat{\Delta}_j(X_{j\ell}). \end{aligned}$$

Using again Lemma P.3, we conclude that

$$\sup_{t \in \mathbb{R}} |D_{3,n_j}(t)| = o_{\mathbb{P}}(1). \quad (\text{P.23})$$

As in Lemma P.4, denote as $V_s(x) = (n_s/n)(f_s(x)/f(x))$, $M_s(x) = m_s(x)/f(x)$ and $C_s(x) = (n_s/n)M_s(x)$. From $\hat{\Delta}_j(x) = (\hat{\mu}_0(x) - \hat{m}_j(x))/\hat{\sigma}_j$ and using that under H_0 , $m_j(x) = m_0 = \mu_0$, for all j , we have that

$$\hat{\Delta}_j(x) = \frac{\hat{\mu}_0(x) - \mu_0(x) + m_j(x) - \hat{m}_j(x)}{\hat{\sigma}_j} = \hat{\Upsilon}_j(x) - \hat{\Upsilon}_{0,j}(x).$$

Standard arguments together with **A7a**), (P.4) and (P.6) allow to show that

$$\sup_{x \in \mathcal{K}_j} \left| \hat{\mu}_0(x) - \mu_0(x) - \sum_{s=1}^k V_s(x) (\hat{m}_s(x) - m_s(x)) \right| = o_{\mathbb{P}}(n^{-1/2}). \quad (\text{P.24})$$

Effectively, under H_0 , we have that

$$\begin{aligned}
\widehat{\mu}_0(x) - \mu_0(x) &= \sum_{j=1}^k \frac{n_j}{n} \frac{\widehat{f}_j(x)}{\widehat{f}(x)} \widehat{m}_j(x) - \sum_{j=1}^k \pi_j \frac{f_j(x)}{f(x)} m_j(x) = \sum_{j=1}^k \frac{n_j}{n} \frac{\widehat{f}_j(x)}{\widehat{f}(x)} \widehat{m}_j(x) - m_0(x) \\
&= \sum_{j=1}^k \frac{n_j}{n} \frac{\widehat{f}_j(x)}{\widehat{f}(x)} \widehat{m}_j(x) - \sum_{j=1}^k \frac{n_j}{n} \frac{\widehat{f}_j(x)}{\widehat{f}(x)} m_0(x) \\
&= \sum_{j=1}^k \frac{n_j}{n} \left(\frac{\widehat{f}_j(x)}{\widehat{f}(x)} - \frac{f_j(x)}{f(x)} \right) (\widehat{m}_j(x) - m_0(x)) + \sum_{j=1}^k \frac{n_j}{n} \frac{f_j(x)}{f(x)} (\widehat{m}_j(x) - m_j(x)) \\
&= \sum_{j=1}^k \frac{n_j}{n} \left(\frac{\widehat{f}_j(x) - f_j(x)}{\widehat{f}(x)} + f_j(x) \left\{ \frac{1}{\widehat{f}(x)} - \frac{1}{f(x)} \right\} \right) (\widehat{m}_j(x) - m_j(x)) + \sum_{j=1}^k V_j(x) (\widehat{m}_j(x) - m_j(x)) \\
&= \sum_{j=1}^k V_j(x) (\widehat{m}_j(x) - m_j(x)) + \sum_{j=1}^k \frac{n_j}{n} \frac{\widehat{f}_j(x) - f_j(x)}{\widehat{f}(x)} (\widehat{m}_j(x) - m_j(x)) \\
&\quad + \sum_{j=1}^k V_j(x) (\widehat{m}_j(x) - m_j(x)) \left\{ \frac{1}{\widehat{f}(x)} - \frac{1}{f(x)} \right\} \\
&= \sum_{j=1}^k V_j(x) (\widehat{m}_j(x) - m_j(x)) + \sum_{j=1}^k \frac{n_j}{n} \frac{\widehat{f}_j(x) - f_j(x)}{\widehat{f}(x)} (\widehat{m}_j(x) - m_j(x)) \\
&\quad + \sum_{j=1}^k V_j(x) (\widehat{m}_j(x) - m_j(x)) \left\{ \frac{f(x) - \widehat{f}(x)}{\widehat{f}(x) f(x)} \right\},
\end{aligned}$$

leading to (P.24), since **A7a**) and (P.6) imply that $\sup_{x \in \mathcal{K}_j} |\widehat{f}(x) - f(x)| = o_{\mathbb{P}}(n^{-1/4})$. Define

$$\begin{aligned}
S_{3,n_j}^{(1)}(\sigma, t) &= \sum_{s=1}^k \frac{1}{\sigma_j} \frac{1}{\sqrt{n_j}} \sum_{\ell=1}^{n_j} W_j(X_{j\ell}) V_s(X_{j\ell}) \exp \left\{ i t \frac{\sigma_j}{\sigma} \varepsilon_{j\ell} \right\} \{ \widehat{m}_s(X_{j\ell}) - m_s(X_{j\ell}) \}, \\
S_{3,n_j}^{(2)}(\sigma, t) &= \frac{1}{\sigma_j} \frac{1}{\sqrt{n_j}} \sum_{\ell=1}^{n_j} W_j(X_{j\ell}) \exp \left\{ i t \frac{\sigma_j}{\sigma} \varepsilon_{j\ell} \right\} \{ \widehat{m}_j(X_{j\ell}) - m_j(X_{j\ell}) \}.
\end{aligned}$$

Then, (P.24) implies that $D_{4,n_j}(t) = S_{3,n_j}(t) - \left(S_{3,n_j}^{(1)}(\widehat{\sigma}_j, t) - S_{3,n_j}^{(2)}(\widehat{\sigma}_j, t) \right)$ is such that $\sup_{t \in \mathbb{R}} |D_{4,n_j}(t)| = o_{\mathbb{P}}(1)$. Furthermore, Lemma P.4, leads to

$$S_{3,n_j}(t) = \left(S_{3,n_j}^{(1)}(\sigma_j, t) - S_{3,n_j}^{(2)}(\sigma_j, t) \right) + D_{4,n_j}(t) + i t D_{5,n_j}(t),$$

where $\sup_{t \in \mathbb{R}} |D_{s,n_j}(t)| = o_{\mathbb{P}}(1)$, for $s = 4, 5$.

Therefore, combining (P.19), (P.22) and using that $\sup_{t \in \mathbb{R}} |D_{s,n_j}(t)| = o_{\mathbb{P}}(1)$, for $s = 1, \dots, 5$, we obtain that

$$\sqrt{n_j} (\widehat{\varphi}_j(t) - \widehat{\varphi}_{0j}(t)) = i t \left(S_{3,n_j}^{(1)}(\sigma_j, t) - S_{3,n_j}^{(2)}(\sigma_j, t) \right) + i t \widetilde{D}_{1,n_j}(t) + t^2 \widetilde{D}_{2,n_j}(t),$$

where for simplicity we have denoted as $\widetilde{D}_{1,n_j}(t) = D_{4,n_j}(t) - D_{3,n_j}(t)$, $\widetilde{D}_{2,n_j}(t) = D_{1,n_j}(t) - D_{2,n_j}(t) - D_{5,n_j}(t)$ with $\sup_{t \in \mathbb{R}} |\widetilde{D}_{s,n_j}(t)| = o_{\mathbb{P}}(1)$, $s = 1, 2$.

Using (P.5), we conclude that

$$\begin{aligned} S_{3,n_j}^{(2)}(\sigma_j, t) &= \frac{\hat{\sigma}_j}{\sigma_j} \frac{1}{\sqrt{n_j}} \sum_{\ell=1}^{n_j} W_j(X_{j\ell}) \exp\{i t \varepsilon_{j\ell}\} \frac{1}{f_j(X_{j\ell}) \nu_j} \hat{L}_j(X_{j\ell}, \hat{\sigma}_j) + D_{6,n_j}(t) \\ &= \frac{\hat{\sigma}_j}{\sigma_j} S_{4,n_j}^{(2)}(\hat{\sigma}_j, t) + D_{6,n_j}(t), \end{aligned}$$

where $\sup_{t \in \mathbb{R}} |D_{6,n_j}(t)| = o_{\mathbb{P}}(1)$, $\hat{L}_j(x, \sigma)$ is defined in (P.3) and

$$S_{4,n_j}^{(2)}(\sigma, t) = \frac{1}{\sqrt{n_j}} \sum_{\ell=1}^{n_j} W_j(X_{j\ell}) \exp\{i t \varepsilon_{j\ell}\} \frac{1}{f_j(X_{j\ell})} \hat{L}_j(X_{j\ell}, \sigma). \quad (\text{P.25})$$

Similarly, recalling that $V_s(x) = (n_s/n)(f_s(x)/f(x))$, we get

$$\begin{aligned} S_{3,n_j}^{(1)}(\sigma_j, t) &= \sum_{s=1}^k \frac{\hat{\sigma}_s}{\sigma_j} \frac{1}{\sqrt{n_j}} \sum_{\ell=1}^{n_j} W_j(X_{j\ell}) V_s(X_{j\ell}) \exp\{i t \varepsilon_{j\ell}\} \frac{1}{f_s(X_{j\ell}) \nu_s} \hat{L}_s(X_{j\ell}, \hat{\sigma}_s) + D_{7,n_j}(t) \\ &= \sum_{s=1}^k \frac{n_s}{n} \frac{\hat{\sigma}_s}{\sigma_j \nu_s} \frac{1}{\sqrt{n_j}} \sum_{\ell=1}^{n_j} W_j(X_{j\ell}) \exp\{i t \varepsilon_{j\ell}\} \frac{1}{f(X_{j\ell})} \hat{L}_s(X_{j\ell}, \hat{\sigma}_s) + D_{7,n_j}(t) \\ &= \sum_{s=1}^k \frac{n_s}{n} \frac{\hat{\sigma}_s}{\sigma_j \nu_s} S_{4,n_j}^{(1,s)}(\hat{\sigma}_s, t) + D_{7,n_j}(t), \end{aligned} \quad (\text{P.26})$$

with $\sup_{t \in \mathbb{R}} |D_{7,n_j}(t)| = o_{\mathbb{P}}(1)$. We will first expand $S_{4,n_j}^{(1,s)}(\hat{\sigma}_s, t)$ as

$$\begin{aligned} S_{4,n_j}^{(1,s)}(\hat{\sigma}_s, t) &= \frac{1}{\sqrt{n_j}} \sum_{\ell=1}^{n_j} W_j(X_{j\ell}) \exp\{i t \varepsilon_{j\ell}\} \frac{1}{f(X_{j\ell})} \hat{L}_s(X_{j\ell}, \hat{\sigma}_s) \\ &= \frac{1}{\sqrt{n_j}} \sum_{\ell=1}^{n_j} W_j(X_{j\ell}) \exp\{i t \varepsilon_{j\ell}\} \frac{1}{f(X_{j\ell})} \frac{1}{n_s} \sum_{r=1}^{n_s} K_h(X_{j\ell} - X_{sr}) \psi_s \left(\frac{Y_{sr} - m_s(X_{j\ell})}{\hat{\sigma}_s} \right) \\ &= \frac{1}{n_s} \frac{1}{\sqrt{n_j}} \sum_{r=1}^{n_s} \sum_{\ell=1}^{n_j} W_j(X_{j\ell}) \exp\{i t \varepsilon_{j\ell}\} \frac{1}{f(X_{j\ell})} K_h(X_{j\ell} - X_{sr}) \psi_s \left(\frac{\sigma_s}{\hat{\sigma}_s} \varepsilon_{sr} + \frac{m_s(X_{sr}) - m_s(X_{j\ell})}{\hat{\sigma}_s} \right) \\ &= \tilde{S}_{n_j}^{(1,s)}(\hat{\sigma}_s, t) + \tilde{S}_{n_j}^{(2,s)}(\hat{\sigma}_s, t) + \tilde{S}_{n_j}^{(3,s)}(\hat{\sigma}_s, t), \end{aligned}$$

where, under H_0 ,

$$\begin{aligned} \tilde{S}_{n_j}^{(1,s)}(\sigma, t) &= \frac{1}{n_s} \frac{1}{\sqrt{n_j}} \sum_{r=1}^{n_s} \sum_{\ell=1}^{n_j} W_j(X_{j\ell}) \exp\{i t \varepsilon_{j\ell}\} \frac{1}{f(X_{j\ell})} K_h(X_{j\ell} - X_{sr}) \psi_s \left(\frac{\sigma_s}{\sigma} \varepsilon_{sr} \right), \\ \tilde{S}_{n_j}^{(2,s)}(\sigma, t) &= \frac{1}{n_s} \frac{1}{\sqrt{n_j}} \sum_{r=1}^{n_s} \sum_{\ell=1}^{n_j} W_j(X_{j\ell}) \exp\{i t \varepsilon_{j\ell}\} \frac{1}{f(X_{j\ell})} K_h(X_{j\ell} - X_{sr}) \psi'_s \left(\frac{\sigma_s}{\sigma} \varepsilon_{sr} \right) \frac{m_0(X_{sr}) - m_0(X_{j\ell})}{\sigma}, \\ \tilde{S}_{n_j}^{(3,s)}(\hat{\sigma}_s, t) &= \frac{1}{2} \frac{1}{n_s} \frac{1}{\sqrt{n_j}} \sum_{r=1}^{n_s} \sum_{\ell=1}^{n_j} W_j(X_{j\ell}) \exp\{i t \varepsilon_{j\ell}\} \frac{1}{f(X_{j\ell})} K_h(X_{j\ell} - X_{sr}) \psi''_s(\xi_{sr,j\ell}) \frac{(m_0(X_{sr}) - m_0(X_{j\ell}))^2}{\hat{\sigma}_s^2}. \end{aligned}$$

The term $\tilde{S}_{n_j}^{(3,s)}(\hat{\sigma}_s, t)$ can be bounded as

$$|\tilde{S}_{n_j}^{(3,s)}(\hat{\sigma}_s, t)| \leq \frac{1}{\hat{\sigma}_s^2} \iota_{j,f} \|\psi_s''\|_{\infty} U_{j,s}^1,$$

where $\iota_{j,f} = \inf_{x \in \mathcal{K}_j} f(x)$ and

$$U_{j,s}^1 = \frac{1}{n_s} \frac{1}{\sqrt{n_j}} \sum_{r=1}^{n_s} \sum_{\ell=1}^{n_j} W_j(X_{j\ell}) K_h(X_{j\ell} - X_{sr}) (m_0(X_{sr}) - m_0(X_{j\ell}))^2.$$

Using standard U -statistics methods on $U_{j,s}^1$ and the fact that $n_j h^4 \rightarrow 0$ (note that $\mathbb{E}U_{j,s}^1 = O(\sqrt{n_j h^4})$), we get easily that $U_{j,s}^1 \xrightarrow{P} 0$, leading to $\sup_{t \in \mathbb{R}} |\tilde{S}_{n_j}^{(3,s)}(\hat{\sigma}_s, t)| = o_{\mathbb{P}}(1)$.

To obtain that $\sup_{t \in \mathbb{R}} |\tilde{S}_{n_j}^{(2,s)}(\hat{\sigma}_s, t)| = o_{\mathbb{P}}(1)$,

$$\sup_t |\tilde{S}_{n_j}^{(2,s)}(\hat{\sigma}_s, t)| \leq \frac{1}{\sigma_s} \|\psi'_s\|_{\infty} \iota_{j,f} \frac{1}{n_s} \frac{1}{\sqrt{n_j}} \sum_{r=1}^{n_s} \sum_{\ell=1}^{n_j} K_h(X_{j\ell} - X_{sr}) |m_0(X_{sr}) - m_0(X_{j\ell})|,$$

where the expectation of the right hand side converges to 0, since K is an even function, m_s is twice continuously differentiable and $nh^4 \rightarrow 0$.

Using that $\hat{\sigma}_s - \sigma_s = o_{\mathbb{P}}(n^{-1/4})$, ψ is bounded, $\mathbb{E}\psi_s(t\varepsilon_s) = 0$, for any $t > 0$ and similar techniques as those considered in Pardo-Fernández *et al.* (2015) when dealing with $\hat{A}_{2j}(t)$, we get that $\|\tilde{S}_{n_j}^{(1,s)}(\hat{\sigma}_s, \cdot) - \tilde{S}_{n_j}^{(1,s)}(\sigma_s, \cdot)\|_w = o_{\mathbb{P}}(1)$. Therefore, combining the previous results, we conclude that

$$S_{4,n_j}^{(1,s)}(\hat{\sigma}_s, t) = \tilde{S}_{n_j}^{(1,s)}(\sigma_s, t) + \tilde{D}_{n_j}^{(4,s)}(t),$$

with $\|\tilde{D}_{n_j}^{(4,s)}(t)\|_w = o_{\mathbb{P}}(1)$. Finally, the consistency of $\hat{\sigma}_j$ and the fact that $n_s/n \rightarrow \pi_s$ lead to

$$\begin{aligned} S_{3,n_j}^{(1)}(\sigma_j, t) &= \sum_{s=1}^k \pi_s \frac{\sigma_s}{\sigma_j \nu_s} \tilde{S}_{n_j}^{(1,s)}(\sigma_s, t) + D_{8,n_j}(t) \\ &= \sum_{s=1}^k \pi_s \frac{\sigma_s}{\sigma_j \nu_s} \frac{1}{n_s} \frac{1}{\sqrt{n_j}} \sum_{r=1}^{n_s} \sum_{\ell=1}^{n_j} W_j(X_{j\ell}) \exp\{it\varepsilon_{j\ell}\} \frac{1}{f(X_{j\ell})} K_h(X_{j\ell} - X_{sr}) \psi_s(\varepsilon_{sr}) + D_{8,n_j}(t) \\ &= S_{4,n_j}^{(1)}(\sigma_j, t) + D_{8,n_j}(t), \end{aligned}$$

with $\|D_{8,n_j}\|_w = o_{\mathbb{P}}(1)$.

Similar arguments allow to show that

$$\begin{aligned} S_{3,n_j}^{(2)}(\sigma_j, t) &= \frac{1}{\nu_j} \frac{1}{n_j \sqrt{n_j}} \sum_{1 \leq s, \ell \leq n_j} W_j(X_{j\ell}) \exp\{it\varepsilon_{j\ell}\} \frac{1}{f_j(X_{j\ell})} K_h(X_{j\ell} - X_{js}) \psi_j(\varepsilon_{js}) + D_{9,n_j}(t) \\ &= S_{4,n_j}^{(2)}(\sigma_j, t) + D_{9,n_j}(t), \end{aligned}$$

with $\sup_{t \in \mathbb{R}} |D_{9,n_j}(t)| = o_{\mathbb{P}}(1)$. Arguing as in Pardo-Fernández *et al.* (2015), we may obtain that

$$\begin{aligned} S_{4,n_j}^{(1)}(\sigma_j, t) &= \sum_{s=1}^k \pi_s \frac{\sigma_s}{\sigma_j \nu_s} \varphi_j(t) \left(\frac{\pi_j}{\pi_s}\right)^{1/2} \frac{1}{\sqrt{n_s}} \sum_{r=1}^{n_s} W_j(X_{sr}) \frac{f_j(X_{sr})}{f(X_{sr})} \psi_s(\varepsilon_{sr}) + D_{10,n_j}(t) \\ &= \frac{1}{\sigma_j} \varphi_j(t) \pi_j^{1/2} \sum_{s=1}^k \frac{\sigma_s}{\nu_s} \pi_s^{1/2} \frac{1}{\sqrt{n_s}} \sum_{r=1}^{n_s} W_j(X_{sr}) \frac{f_j(X_{sr})}{f(X_{sr})} \psi_s(\varepsilon_{sr}) + D_{10,n_j}(t), \\ S_{4,n_j}^{(2)}(\sigma_j, t) &= \frac{1}{\nu_j} \varphi_j(t) \mathbb{E}(W_j(X_j)) \frac{1}{\sqrt{n_j}} \sum_{1 \leq s \leq n_j} \psi_j(\varepsilon_{js}) + D_{11,n_j}(t), \end{aligned}$$

which leads to

$$\begin{aligned}\sqrt{n_j}(\widehat{\varphi}_j(t) - \widehat{\varphi}_{0j}(t)) &= i t \varphi_j(t) \left\{ \frac{1}{\sigma_j} \pi_j^{1/2} \sum_{s=1}^k \frac{\sigma_s}{\nu_s} \pi_s^{1/2} \frac{1}{\sqrt{n_s}} \sum_{r=1}^{n_s} W_j(X_{sr}) \frac{f_j(X_{sr})}{f(X_{sr})} \psi_s(\varepsilon_{sr}) \right. \\ &\quad \left. - \frac{1}{\nu_j} \mathbb{E}(W_j(X_j)) \frac{1}{\sqrt{n_j}} \sum_{1 \leq s \leq n_j} \psi_j(\varepsilon_{js}) \right\} + i t R_{1,n}(t) + t^2 R_{2,n}(t) \\ &= i t \varphi_j(t) Z_{n,j} + i t R_{1,n}(t) + t^2 R_{2,n}(t),\end{aligned}$$

where $\|R_{s,n}\|_w = o_{\mathbb{P}}(1)$ for $s = 1, 2$ and $Z_{n,j}$ is defined in Lemma P.1. The conclusion follows now from Lemma P.1. \blacksquare

PROOF OF THEOREM 3.2. The proof of Theorem 3.2 follows the same steps as those considered in Theorem 3.1. Using (P.17) and Lemma P.3, we get that

$$\sqrt{n_j}(\widehat{\varphi}_j(t) - \widehat{\varphi}_{0j}(t)) = i t S_{1,n_j}(t) + t^2 D_{1,n_j}(t),$$

where $S_{1,n_j}(t)$ is defined in (P.18) and $\sup_{t \in \mathbb{R}} |D_{1,n_j}(t)| = o_{\mathbb{P}}(1)$.

Recall that from (P.20)

$$\widehat{\varepsilon}_{0j\ell} = \frac{\sigma_j}{\widehat{\sigma}_j} \varepsilon_{j\ell} + \widehat{\Upsilon}_{0,j}(X_{j\ell}) + \widehat{\Gamma}_j(X_{j\ell}),$$

which leads to $S_{1,n_j}(t) = S_{2,n_j}(t) + i t D_{2,n_j}(t)$, where $S_{2,n_j}(t)$ is defined in (P.21) and $\sup_{t \in \mathbb{R}} |D_{2,n_j}(t)| = o_{\mathbb{P}}(1)$ from (P.22).

Let us consider the term S_{2,n_j} . From (P.9) and denoting

$$D_j(x) = \frac{\widehat{\mu}_0(x) - \mu_0(x) + m_j(x) - \widehat{m}_j(x) - n^{-1/2}(\Delta_j(x) - \Delta_0(x))}{\widehat{\sigma}_j} = \widehat{\Upsilon}_j(x) - \widehat{\Upsilon}_{0,j}(x) - \widehat{\Gamma}_j(x),$$

we have that

$$S_{2,n_j}(t) = \frac{1}{\widehat{\sigma}_j} \frac{1}{\sqrt{n_j}} \sum_{\ell=1}^{n_j} W_j(X_{j\ell}) \exp \left\{ i t \frac{\sigma_j}{\widehat{\sigma}_j} \varepsilon_{j\ell} \right\} D_j(X_{j\ell}) = S_{3,n_j}(t) - D_{3,n_j}(t),$$

with

$$\begin{aligned}S_{3,n_j}(t) &= \frac{1}{\sigma_j} \frac{1}{\sqrt{n_j}} \sum_{\ell=1}^{n_j} W_j(X_{j\ell}) \exp \left\{ i t \frac{\sigma_j}{\widehat{\sigma}_j} \varepsilon_{j\ell} \right\} D_j(X_{j\ell}), \\ D_{3,n_j}(t) &= \left(\frac{\widehat{\sigma}_j - \sigma_j}{\sigma_j} \right) \frac{1}{\sqrt{n_j}} \sum_{\ell=1}^{n_j} W_j(X_{j\ell}) \exp \left\{ i t \frac{\sigma_j}{\widehat{\sigma}_j} \varepsilon_{j\ell} \right\} \frac{D_j(X_{j\ell})}{\widehat{\sigma}_j}.\end{aligned}$$

As when considering (P.23), using Lemma P.3, we conclude that

$$\sup_{t \in \mathbb{R}} |D_{3,n_j}(t)| = o_{\mathbb{P}}(1). \quad (\text{P.27})$$

As in the proof of Theorem 3.1, denote as $V_s(x) = (n_s/n)(f_s(x)/f(x))$, $M_s(x) = m_s(x)/f(x)$ and $C_s(x) = (n_s/n)M_s(x)$. Again standard arguments allow to show that

$$\sup_{x \in \mathcal{K}_j} \left| \hat{\mu}_0(x) - \mu_0(x) - \sum_{s=1}^k V_s(x) (\hat{m}_s(x) - m_s(x)) - \sum_{s=1}^k (\hat{f}_s(x) - f_s(x)) C_s(x) - \sum_{s=1}^k V_s(x) (f(x) - \hat{f}(x)) M_s(x) \right| = o_{\mathbb{P}}(n^{-1/2}). \quad (\text{P.28})$$

Effectively, note that

$$\begin{aligned} \hat{\mu}_0(x) - \mu_0(x) &= \sum_{j=1}^k \frac{n_j}{n} \left(\frac{\hat{f}_j(x)}{\hat{f}(x)} \hat{m}_j(x) - \frac{f_j(x)}{f(x)} m_j(x) \right) + \sum_{j=1}^k \left(\frac{n_j}{n} - \pi_j \right) \frac{f_j(x)}{f(x)} m_j(x) \\ &= \sum_{j=1}^k \frac{n_j}{n} \left(\frac{\hat{f}_j(x) - f_j(x)}{\hat{f}(x)} + f_j(x) \left\{ \frac{1}{\hat{f}(x)} - \frac{1}{f(x)} \right\} \right) \hat{m}_j(x) + \sum_{j=1}^k V_j(x) (\hat{m}_j(x) - m_j(x)) \\ &\quad + \sum_{j=1}^k \left(\frac{n_j}{n} - \pi_j \right) \frac{f_j(x)}{f(x)} m_j(x) \\ &= \sum_{j=1}^k \frac{n_j}{n} \frac{\hat{f}_j(x) - f_j(x)}{\hat{f}(x)} (\hat{m}_j(x) - m_j(x)) + \sum_{j=1}^k \frac{\hat{f}_j(x) - f_j(x)}{\hat{f}(x)} C_j(x) f(x) \\ &\quad + \sum_{j=1}^k V_j(x) f(x) \left\{ \frac{1}{\hat{f}(x)} - \frac{1}{f(x)} \right\} \hat{m}_j(x) + \sum_{j=1}^k V_j(x) (\hat{m}_j(x) - m_j(x)) + \sum_{j=1}^k \left(\frac{n_j}{n} - \pi_j \right) \frac{f_j(x)}{f(x)} m_j(x) \\ &= \sum_{j=1}^k V_j(x) (\hat{m}_j(x) - m_j(x)) + \sum_{j=1}^k \left\{ \hat{f}_j(x) - f_j(x) \right\} C_j(x) + \sum_{j=1}^k V_j(x) \left\{ \frac{f(x) - \hat{f}(x)}{\hat{f}(x)} \right\} \hat{m}_j(x) \\ &\quad + \sum_{j=1}^k \left(\frac{n_j}{n} - \pi_j \right) \frac{f_j(x)}{f(x)} m_j(x) + \sum_{j=1}^k \frac{n_j}{n} \frac{\hat{f}_j(x) - f_j(x)}{\hat{f}(x)} (\hat{m}_j(x) - m_j(x)) \\ &\quad + \sum_{j=1}^k C_j(x) (\hat{f}_j(x) - f_j(x)) \frac{f(x) - \hat{f}(x)}{\hat{f}(x)}, \end{aligned}$$

leading to

$$\begin{aligned} \hat{\mu}_0(x) - \mu_0(x) &= \sum_{j=1}^k V_j(x) (\hat{m}_j(x) - m_j(x)) + \sum_{j=1}^k \left\{ \hat{f}_j(x) - f_j(x) \right\} C_j(x) + \sum_{j=1}^k V_j(x) \left\{ \frac{f(x) - \hat{f}(x)}{f(x)} \right\} m_j(x) \\ &\quad + \sum_{j=1}^k \left(\frac{n_j}{n} - \pi_j \right) \frac{f_j(x)}{f(x)} m_j(x) + \sum_{j=1}^k \frac{n_j}{n} \frac{\hat{f}_j(x) - f_j(x)}{\hat{f}(x)} (\hat{m}_j(x) - m_j(x)) \\ &\quad + \sum_{j=1}^k C_j(x) (\hat{f}_j(x) - f_j(x)) \frac{f(x) - \hat{f}(x)}{\hat{f}(x)} + \sum_{j=1}^k V_j(x) \left\{ \frac{f(x) - \hat{f}(x)}{\hat{f}(x)} \right\} \{\hat{m}_j(x) - m_j(x)\} \\ &\quad + \sum_{j=1}^k V_j(x) \left\{ f(x) - \hat{f}(x) \right\} m_j(x) \left\{ \frac{1}{\hat{f}(x)} - \frac{1}{f(x)} \right\}. \end{aligned}$$

Hence,

$$\begin{aligned}
\widehat{\mu}_0(x) - \mu_0(x) &= \sum_{j=1}^k V_j(x) (\widehat{m}_j(x) - m_j(x)) + \sum_{j=1}^k \left\{ \widehat{f}_j(x) - f_j(x) \right\} C_j(x) + \sum_{j=1}^k V_j(x) \left\{ f(x) - \widehat{f}(x) \right\} M_j(x) \\
&+ \sum_{j=1}^k \left(\frac{n_j}{n} - \pi_j \right) \frac{f_j(x)}{f(x)} m_j(x) + \sum_{j=1}^k \frac{n_j}{n} \frac{\widehat{f}_j(x) - f_j(x)}{\widehat{f}(x)} (\widehat{m}_j(x) - m_j(x)) \\
&+ \sum_{j=1}^k C_j(x) \left(\widehat{f}_j(x) - f_j(x) \right) \frac{f(x) - \widehat{f}(x)}{\widehat{f}(x)} + \sum_{j=1}^k V_j(x) \left\{ \frac{f(x) - \widehat{f}(x)}{\widehat{f}(x)} \right\} \{ \widehat{m}_j(x) - m_j(x) \} \\
&+ \sum_{j=1}^k V_j(x) M_j(x) \frac{\left\{ f(x) - \widehat{f}(x) \right\}^2}{\widehat{f}(x)},
\end{aligned}$$

which leads to (P.28), since **A7** and (P.6) imply that $\sup_{x \in \mathcal{K}_j} |\widehat{f}(x) - f(x)| = o_{\mathbb{P}}(1)$. Define

$$\begin{aligned}
S_{3,n_j}^{(1)}(\sigma, t) &= \sum_{s=1}^k \frac{1}{\sigma_j} \frac{1}{\sqrt{n_j}} \sum_{\ell=1}^{n_j} W_j(X_{j\ell}) V_s(X_{j\ell}) \exp \left\{ i t \frac{\sigma_j}{\sigma} \varepsilon_{j\ell} \right\} \{ \widehat{m}_s(X_{j\ell}) - m_s(X_{j\ell}) \}, \\
S_{3,n_j}^{(2)}(\sigma, t) &= \frac{1}{\sigma_j} \frac{1}{\sqrt{n_j}} \sum_{\ell=1}^{n_j} W_j(X_{j\ell}) \exp \left\{ i t \frac{\sigma_j}{\sigma} \varepsilon_{j\ell} \right\} \{ \widehat{m}_j(X_{j\ell}) - m_j(X_{j\ell}) \}, \\
S_{3,n_j}^{(3)}(\sigma, t) &= \frac{1}{\sigma_j} \left(\frac{n_j}{n} \right)^{1/2} \frac{1}{n_j} \sum_{\ell=1}^{n_j} W_j(X_{j\ell}) \exp \left\{ i t \frac{\sigma_j}{\sigma} \varepsilon_{j\ell} \right\} (\Delta_j(X_{j\ell}) - \Delta_0(X_{j\ell})), \\
S_{3,n_j}^{(4)}(\sigma, t) &= \sum_{s=1}^k \frac{1}{\sigma_j} \frac{1}{\sqrt{n_j}} \sum_{\ell=1}^{n_j} W_j(X_{j\ell}) M_s(X_{j\ell}) \exp \left\{ i t \frac{\sigma_j}{\sigma} \varepsilon_{j\ell} \right\} \left\{ \widehat{f}_s(X_{j\ell}) - f_s(X_{j\ell}) \right\}, \\
S_{3,n_j}^{(5)}(\sigma, t) &= \sum_{s=1}^k \frac{1}{\sigma_j} \frac{1}{\sqrt{n_j}} \sum_{\ell=1}^{n_j} W_j(X_{j\ell}) V_s(X_{j\ell}) M_s(X_{j\ell}) \exp \left\{ i t \frac{\sigma_j}{\sigma} \varepsilon_{j\ell} \right\} \left\{ \widehat{f}(X_{j\ell}) - f(X_{j\ell}) \right\}.
\end{aligned}$$

Note that $S_{3,n_j}^{(1)}(\sigma, t)$ and $S_{3,n_j}^{(1)}(\sigma, t)$ have been already defined in the proof of Theorem 3.1. Then, (P.28) implies that $D_{4,n_j}(t) = S_{3,n_j}(t) - \left(S_{3,n_j}^{(1)}(\widehat{\sigma}_j, t) + S_{3,n_j}^{(4)}(\widehat{\sigma}_j, t) - S_{3,n_j}^{(5)}(\widehat{\sigma}_j, t) - S_{3,n_j}^{(2)}(\widehat{\sigma}_j, t) - S_{3,n_j}^{(3)}(\widehat{\sigma}_j, t) \right)$ is such that $\sup_{t \in \mathbb{R}} |D_{4,n_j}(t)| = o_{\mathbb{P}}(1)$. As in the proof of Theorem 3.1 using Lemma P.4 we get that

$$S_{3,n_j}(t) = \left(S_{3,n_j}^{(1)}(\sigma_j, t) + S_{3,n_j}^{(4)}(\sigma_j, t) - S_{3,n_j}^{(5)}(\sigma_j, t) - S_{3,n_j}^{(2)}(\sigma_j, t) - S_{3,n_j}^{(3)}(\sigma_j, t) \right) + D_{4,n_j}(t) + i t D_{5,n_j}(t)$$

where $\sup_{t \in \mathbb{R}} |D_{s,n_j}(t)| = o_{\mathbb{P}}(1)$, for $s = 4, 5$.

As in Pardo-Fernández *et al.* (2015), by the strong law of large numbers in Hilbert spaces, we obtain that $\|D_{6,n_j}(t)\|_w = o_{\mathbb{P}}(1)$ where

$$D_{6,n_j}(t) = i t S_{3,n_j}^{(3)}(\sigma_j, t) - i t \varphi_j(t) \frac{\pi_j^{1/2}}{\sigma_j} \mathbb{E} \{ W_j(X_j) [\Delta_j(X_j) - \Delta_0(X_j)] \}.$$

Furthermore, Lemma P.5, entails that $D_{7,n_j}(t) = S_{3,n_j}^{(4)}(\sigma_j, t) - S_{3,n_j}^{(5)}(\sigma_j, t)$ is such that $\|D_{7,n_j}\|_w = o_{\mathbb{P}}(1)$. Therefore, combining (P.19), (P.22) and using that $\sup_{t \in \mathbb{R}} |D_{s,n_j}(t)| = o_{\mathbb{P}}(1)$, for $s = 1, \dots, 5$

and $s = 7$, we obtain that

$$\begin{aligned}\sqrt{n_j}(\widehat{\varphi}_j(t) - \widehat{\varphi}_{0j}(t)) &= i t \left(S_{3,n_j}^{(1)}(\sigma_j, t) - S_{3,n_j}^{(2)}(\sigma_j, t) - \frac{\pi_j^{1/2}}{\sigma_j} \varphi_j(t) \mathbb{E} W_j(X_j) \{ \Delta_j(X_j) - \Delta_0(X_j) \} \right) \\ &= i \widetilde{D}_{1,n_j}(t) + t^2 \widetilde{D}_{2,n_j}(t) + \widetilde{D}_{3,n_j}(t),\end{aligned}$$

where for simplicity we have denoted as $\widetilde{D}_{1,n_j}(t) = t (D_{4,n_j}(t) - D_{3,n_j}(t) + D_{7,n_j}(t))$, $\widetilde{D}_{2,n_j}(t) = D_{1,n_j}(t) - D_{2,n_j}(t) - D_{5,n_j}(t)$ and $\widetilde{D}_{3,n_j}(t) = D_{6,n_j}(t)$ with $\sup_{t \in \mathbb{R}} |\widetilde{D}_{2,n_j}(t)| = o_{\mathbb{P}}(1)$, while $\|\widetilde{D}_{s,n_j}\|_w = o_{\mathbb{P}}(1)$, $s = 1, 3$.

As in the proof of Theorem 3.1, (P.5) leads to

$$\begin{aligned}S_{3,n_j}^{(2)}(\sigma_j, t) &= \frac{\widehat{\sigma}_j}{\sigma_j} \frac{1}{\sqrt{n_j}} \sum_{\ell=1}^{n_j} W_j(X_{j\ell}) \exp\{i t \varepsilon_{j\ell}\} \frac{1}{f_j(X_{j\ell}) \nu_j} \widehat{L}_j(X_{j\ell}, \widehat{\sigma}_j) + D_{8,n_j}(t) \\ &= \frac{\widehat{\sigma}_j}{\sigma_j} S_{4,n_j}^{(2)}(\widehat{\sigma}_j, t) + D_{8,n_j}(t),\end{aligned}$$

where $\sup_{t \in \mathbb{R}} |D_{8,n_j}(t)| = o_{\mathbb{P}}(1)$, $\widehat{L}_j(x, \sigma)$ is defined in (P.3) and $S_{4,n_j}^{(2)}(\sigma, t)$ is defined in (P.25). Similarly to the expansion considered in (P.26) and recalling that $V_s(x) = (n_s/n)(f_s(x)/f(x))$, we get

$$S_{3,n_j}^{(1)}(\sigma_j, t) = \sum_{s=1}^k \frac{n_s}{n} \frac{\widehat{\sigma}_s}{\sigma_j \nu_s} S_{4,n_j}^{(1,s)}(\widehat{\sigma}_s, t) + D_{9,n_j}(t),$$

with $\sup_{t \in \mathbb{R}} |D_{9,n_j}(t)| = o_{\mathbb{P}}(1)$.

A similar expansion to that considered in the proof of Theorem 3.1, leads to

$$S_{4,n_j}^{(1,s)}(\widehat{\sigma}_s, t) = \widetilde{S}_{n_j}^{(1,s)}(\widehat{\sigma}_s, t) + \widetilde{S}_{n_j}^{(2,s)}(\widehat{\sigma}_s, t) + \widetilde{S}_{n_j}^{(3,s)}(\widehat{\sigma}_s, t),$$

where now

$$\begin{aligned}\widetilde{S}_{n_j}^{(1,s)}(\sigma, t) &= \frac{1}{n_s} \frac{1}{\sqrt{n_j}} \sum_{r=1}^{n_s} \sum_{\ell=1}^{n_j} W_j(X_{j\ell}) \exp\{i t \varepsilon_{j\ell}\} \frac{1}{f(X_{j\ell})} K_h(X_{j\ell} - X_{sr}) \psi_s\left(\frac{\sigma_s}{\sigma} \varepsilon_{sr}\right), \\ \widetilde{S}_{n_j}^{(2,s)}(\sigma, t) &= \frac{1}{n_s} \frac{1}{\sqrt{n_j}} \sum_{r=1}^{n_s} \sum_{\ell=1}^{n_j} W_j(X_{j\ell}) \exp\{i t \varepsilon_{j\ell}\} \frac{1}{f(X_{j\ell})} K_h(X_{j\ell} - X_{sr}) \psi'_s\left(\frac{\sigma_s}{\sigma} \varepsilon_{sr}\right) \frac{m_s(X_{sr}) - m_s(X_{j\ell})}{\sigma}, \\ \widetilde{S}_{n_j}^{(3,s)}(\widehat{\sigma}_s, t) &= \frac{1}{2} \frac{1}{n_s} \frac{1}{\sqrt{n_j}} \sum_{r=1}^{n_s} \sum_{\ell=1}^{n_j} W_j(X_{j\ell}) \exp\{i t \varepsilon_{j\ell}\} \frac{1}{f(X_{j\ell})} K_h(X_{j\ell} - X_{sr}) \psi''_s(\xi_{sr,j\ell}) \frac{(m_s(X_{sr}) - m_s(X_{j\ell}))^2}{\widehat{\sigma}_s^2},\end{aligned}$$

Again $\widetilde{S}_{n_j}^{(3,s)}(\widehat{\sigma}_s, t)$ can be bounded by

$$|\widetilde{S}_{n_j}^{(3,s)}(\widehat{\sigma}_s, t)| \leq \frac{1}{\widehat{\sigma}_s^2} \iota_{j,f} \|\psi''_s\|_{\infty} (U_{j,s}^1 + U_{j,s}^2),$$

where $\iota_{j,f} = \inf_{x \in \mathcal{K}_j} f(x)$ and

$$\begin{aligned}U_{j,s}^1 &= \frac{1}{n_s} \frac{1}{\sqrt{n_j}} \sum_{r=1}^{n_s} \sum_{\ell=1}^{n_j} W_j(X_{j\ell}) K_h(X_{j\ell} - X_{sr}) (m_0(X_{sr}) - m_0(X_{j\ell}))^2, \\ U_{j,s}^2 &= \frac{1}{\sqrt{n}} \frac{1}{n_s} \frac{1}{\sqrt{n_j}} \sum_{r=1}^{n_s} \sum_{\ell=1}^{n_j} W_j(X_{j\ell}) K_h(X_{j\ell} - X_{sr}) (\Delta_s(X_{sr}) - \Delta_s(X_{j\ell}))^2.\end{aligned}$$

Note that $U_{j,s}^2 \leq Ch$, since Δ_s is Lipschitz and K has bounded support. On the other hand, using standard U -statistics methods on $U_{j,s}^1$ and the fact that $n_j h^4 \rightarrow 0$ (note that $\mathbb{E}U_{j,s}^1 = O(\sqrt{n_j h^4})$), we get easily that $U_{j,s}^2 \xrightarrow{P} 0$, leading to $\sup_{t \in \mathbb{R}} |\tilde{S}_{n_j}^{(3,s)}(\hat{\sigma}_s, t)| = o_{\mathbb{P}}(1)$.

As in the proof of Theorem 3.1, we have that

$$\sup_t |\tilde{S}_{n_j}^{(2,s)}(\hat{\sigma}_s, t)| \leq \frac{1}{\sigma_s} \|\psi'\|_{\infty} \iota_{j,f} \frac{1}{n_s} \frac{1}{\sqrt{n_j}} \sum_{r=1}^{n_s} \sum_{\ell=1}^{n_j} K_h(X_{j\ell} - X_{sr}) |m_s(X_{sr}) - m_s(X_{j\ell})|,$$

which entails that $\sup_t |\tilde{S}_{n_j}^{(2,s)}(\hat{\sigma}_s, t)| = o_{\mathbb{P}}(1)$, since m_s is twice continuously differentiable and $nh^4 \rightarrow 0$.

Using that $\hat{\sigma}_s - \sigma_s = o_{\mathbb{P}}(n^{-1/4})$, ψ is bounded, $\mathbb{E}\psi(t\varepsilon_s) = 0$, for any $t > 0$, similar arguments to those considered in the proof of Theorem 3.1 allow to show that $\|\tilde{S}_{n_j}^{(1,s)}(\hat{\sigma}_s, t) - \tilde{S}_{n_j}^{(1,s)}(\sigma_s, t)\|_w = o_{\mathbb{P}}(1)$. Therefore, combining the previous results, we conclude that

$$S_{4,n_j}^{(1,s)}(\hat{\sigma}_s, t) = \tilde{S}_{n_j}^{(1,s)}(\sigma_s, t) + \tilde{D}_{n_j}^{(4,s)}(t),$$

with $\sup_t |\tilde{D}_{n_j}^{(4,s)}(t)| = o_{\mathbb{P}}(1)$. Finally, as in the proof of Theorem 3.1, the consistency of $\hat{\sigma}_j$ and the fact that $n_s/n \rightarrow \pi_s$ lead to

$$\begin{aligned} S_{3,n_j}^{(1)}(\sigma_j, t) &= \sum_{s=1}^k \pi_s \frac{\sigma_s}{\sigma_j \nu_s} \tilde{S}_{n_j}^{(1,s)}(\sigma_s, t) + D_{10,n_j}(t) \\ &= \sum_{s=1}^k \pi_s \frac{\sigma_s}{\sigma_j \nu_s} \frac{1}{n_s} \frac{1}{\sqrt{n_j}} \sum_{r=1}^{n_s} \sum_{\ell=1}^{n_j} W_j(X_{j\ell}) \exp\{it\varepsilon_{j\ell}\} \frac{1}{f(X_{j\ell})} K_h(X_{j\ell} - X_{sr}) \psi_s(\varepsilon_{sr}) + D_{10,n_j}(t) \\ &= S_{4,n_j}^{(1)}(\sigma_j, t) + D_{10,n_j}(t), \end{aligned}$$

with $\|D_{10,n_j}\|_w = o_{\mathbb{P}}(1)$.

Similarly, one can obtain that

$$\begin{aligned} S_{3,n_j}^{(2)}(\sigma_j, t) &= \frac{1}{\nu_j} \frac{1}{n_j \sqrt{n_j}} \sum_{1 \leq s, \ell \leq n_j} W_j(X_{j\ell}) \exp\{it\varepsilon_{j\ell}\} \frac{1}{f_j(X_{j\ell})} K_h(X_{j\ell} - X_{js}) \psi_j(\varepsilon_{js}) + D_{11,n_j}(t) \\ &= S_{4,n_j}^{(2)}(\sigma_j, t) + D_{11,n_j}(t), \end{aligned}$$

with $\|D_{11,n_j}\|_w = o_{\mathbb{P}}(1)$. As in Pardo-Fernández *et al.* (2015) and in the proof of Theorem 3.1, we may obtain that

$$\begin{aligned} S_{4,n_j}^{(1)}(\sigma_j, t) &= \frac{1}{\sigma_j} \varphi_j(t) \pi_j^{1/2} \sum_{s=1}^k \frac{\sigma_s}{\nu_s} \pi_s^{1/2} \frac{1}{\sqrt{n_s}} \sum_{r=1}^{n_s} W_j(X_{sr}) \frac{f_j(X_{sr})}{f(X_{sr})} \psi_s(\varepsilon_{sr}) + D_{12,n_j}(t), \\ S_{4,n_j}^{(2)}(\sigma_j, t) &= \frac{1}{\nu_j} \varphi_j(t) \mathbb{E}(W_j(X_j)) \frac{1}{\sqrt{n_j}} \sum_{1 \leq s \leq n_j} \psi_j(\varepsilon_{js}) + D_{13,n_j}(t). \end{aligned}$$

Recalling that $Z_{n,j}$ are defined in Lemma P.1, we have that

$$\begin{aligned} \sqrt{n_j}(\hat{\varphi}_j(t) - \hat{\varphi}_{0j}(t)) &= it \varphi_j(t) \left\{ Z_{n,j} - \pi_j^{1/2} \mathbb{E}W_j(X_j) \{\Delta_j(X_j) - \Delta_0(X_j)\} \right\} + it R_{1,n}(t) + t^2 R_{2,n}(t) + \hat{D}_{3,n}(t) \\ &= it \varphi_j(t) \left\{ Z_{n,j} - \pi_j^{1/2} \mathbb{E}W_j(X_j) \{\Delta_j(X_j) - \Delta_0(X_j)\} \right\} + i R_{1,n}^*(t) + R_{2,n}^*(t) + \hat{D}_{3,n}(t), \end{aligned}$$

where $\|R_{s,n}^*\|_w = o_{\mathbb{P}}(1)$ for $s = 1, 2$, $\|\hat{D}_{3,n}\|_w = o_{\mathbb{P}}(1)$. The conclusion follows now from Lemma P.1. \blacksquare

References

- [1] Bianco, A. and Boente, G. (2007). Robust estimators under a semiparametric partly linear autoregression model: Asymptotic behaviour and bandwidth selection. *Journal of Time Series Analysis*, **28**, 274-306.
- [2] Bianco, A., Boente, G. and Martínez, E. (2006). Robust tests in semiparametric partly linear models. *Scandinavian Journal of Statistics*, **2**, 435-450.
- [3] Boente, G., Cao, R., González-Manteiga, W. and Rodríguez, D. (2013). Testing in generalized partially linear models: A robust approach. *Statistics and Probability Letters*, **83**, 203-212.
- [4] Boente, G. and Fraiman, R. (1989). Robust nonparametric regression estimation. *Journal of Multivariate Analysis*, **29**, 180-198.
- [5] Boente, G. and Pardo-Fernández, J. C. (2016). Robust testing for superiority between two regression curves. *Computational Statistics and Data Analysis*, **97**, 151-168.
- [6] Dette, H. and Marchlewski, M. (2010). A robust test for homoscedasticity in nonparametric regression. *Journal of Nonparametric Statistics*, **22**, 723-736.
- [7] Dette, H. and Munk, A. (1998). Testing heteroscedasticity in nonparametric regression. *Journal of the Royal Statistical Society - Series B*, **60**, 693-708.
- [8] Dette, H., Wagener, J. and Volgushev, S. (2011). Comparing conditional quantile curves. *Scandinavian Journal of Statistics*, **38**, 63-88.
- [9] Dette, H., Wagener, J. and Volgushev, S. (2013). Nonparametric comparison of quantile curves: a stochastic process approach. *Journal of Nonparametric Statistics*, **25**, 243-260.
- [10] Feng, L., Zou, C., Wang, Z. and Zhu, L. (2015). Robust comparison of regression curves. *TEST*, **24**, 185-204.
- [11] Ghement, I., Ruiz, M. and Zamar, R. (2008). Robust estimation of error scale in nonparametric regression models. *Journal of Statistical Planning and Inference*, **138**, 3200-3216.
- [12] Hall, P. and Hart, J. (1990). Bootstrap test for difference between means in nonparametric regression. *Journal of the American Statistical Association*, **8**, 1039-1049.
- [13] Hall, P., Kay, J. and Titterton, D. (1990). Asymptotically optimal difference-based estimation of variance in nonparametric regression. *Biometrika*, **77**, 521-528.
- [14] Härdle, W. (1990). *Applied Nonparametric Regression*. Cambridge University Press.
- [15] Härdle, W. and Tsybakov, A.B. (1988). Robust nonparametric regression with simultaneous scale curve estimation. *Annals of Statistics*, **16**, 120-135.
- [16] Hušková, M. and Meintanis, S. G. (2009). Goodness-of-fit tests for parametric regression models based on empirical characteristic functions. *Kybernetika*, **45**, 960-971.
- [17] Kuruwita, C., Gallagher, C. and Kulasekera, K.B. (2014). Testing equality of nonparametric quantile regression functions. *International Journal of Statistics and Probability*, **3**, 55-66.
- [18] Maronna, R., Martin, R., Yohai, V. and Salibián-Barrera, M. (2019). *Robust Statistics: Theory and Methods (with R)*. Wiley.
- [19] Neumeyer, N. and Dette, H. (2003). Nonparametric comparison of regression curves: An empirical process approach. *Annals of Statistics*, **31**, 880-920.
- [20] Pardo-Fernández, J. C., Van Keilegom, I. and González-Manteiga, W. (2007). Testing for the equality of k regression curves. *Statistica Sinica*, **17**, 1115-1137.

- [21] Pardo–Fernández, J. C., Jiménez–Gamero, M. D. and El Ghouch, A. (2015). A non-parametric ANOVA-type test for regression curves based on characteristic functions. *Scandinavian Journal of Statistics*, **42**, 197-213.
- [22] Rice, J. (1984). Bandwidth choice for nonparametric regression. *Annals of Statistics*, **12**, 1215-1230.
- [23] Sun, Y. (2006). A consistent nonparametric equality test of conditional quantile functions. *Econometric Theory*, **22**, 614-632.