

---

# Naive Few-Shot Learning: Sequence Consistency Evaluation

---

**Tomer Barak**

The Edmond and Lily Safra Center for Brain Sciences  
The Hebrew University, Jerusalem  
tomer.barak@mail.huji.ac.il

**Yonatan Loewenstein**

The Edmond and Lily Safra Center for Brain Sciences  
Department of Cognitive Sciences  
The Federmann Center for the Study of Rationality  
The Alexander Silberman Institute of Life Sciences  
The Hebrew University, Jerusalem  
yonatan.loewenstein@mail.huji.ac.il

## Abstract

Cognitive psychologists often use the term *fluid intelligence* to describe the ability of humans to solve novel tasks without any prior training. In contrast to humans, deep neural networks can perform cognitive tasks only after extensive (pre-)training with a large number of relevant examples. Motivated by fluid intelligence research in the cognitive sciences, we built a benchmark task which we call sequence consistency evaluation (SCE) that can be used to address this gap. Solving the SCE task requires the ability to extract simple rules from sequences, a basic computation that is required for solving various intelligence tests in humans. We tested *untrained* (naive) deep learning models in the SCE task. Specifically, we compared Relation Networks (RN) and Contrastive Predictive Coding (CPC), two models that can extract simple rules from sequences, and found that the latter, which imposes a structure on the predictable rule does better. We further found that simple networks fare better in this task than complex ones. Finally, we show that this approach can be used for security camera anomaly detection without any prior training.

## 1 Introduction

Intelligence tests are a standard tool for measuring humans' ability to solve novel tasks without specific prior training. It has been demonstrated that deep learning models can successfully solve such tests (Santoro et al., 2017; Barrett et al., 2018; Zhuo & Kankanhalli, 2020; Kim et al., 2020). However, unlike humans, they require extensive prior training to achieve this goal. To address the question of identifying the limiting factors to achieving "fluid intelligent" deep learning models, we note that humans solve intelligence tests by dividing that task into distinct computational sub-problems and solving each of these separately (Sternberg, 1977, 1983; Lohman, 2000). A particularly important sub-problem that is shared among presumably different intelligence tests is the extraction of simple rules from sequences and their application for consistency evaluation (Siebers et al., 2015). For example, when solving a Raven's Progression Matrix (Raven et al., 1998), humans extract the rules governing the change in the matrix's rows and columns, and then use these rules to select the most consistent answer (Carpenter et al., 1990). Our focus here is the extent to which naive models can solve this sub-problem, extracting simple rules from sequences without prior training. This is an

unusual setting for deep learning models, in which pretraining is considered crucial even in the context of few-shot learning (Chollet, 2019; Vogelstein et al., 2022).

To that goal, we constructed a set of artificial problems in which the task is to evaluate the *consistency* of an input with a sequence of its preceding inputs based on a simple deterministic rule that is extracted from those preceding inputs. This sequence consistency evaluation (SCE) task can be used as a benchmark to study fluid intelligence in machines. We then compared the performance of Relation Network (RN) and Contrastive Predictive Coding (CPC) models on this task without any pretraining. We then evaluated the importance of different model parts to the performance. The ability to identify consistency can be useful for anomaly detection. We demonstrate it by testing the performance of the best model on a security camera anomaly detection task.

## 2 Relation to other works

**Intelligence tests solvers** Solving intelligence tests requires finding the features and the rules that govern them (Sternberg, 1977). Previous studies have shown that if the features are explicitly given, identifying the rule in intelligence tests is a relatively easy task, which can be solved without prior training (Carpenter et al., 1990; Rasmussen & Eliasmith, 2011). Deep learning models can solve intelligence tests without prior knowledge about the relevant features (Santoro et al., 2017; Barrett et al., 2018; Hill et al., 2019; Zhuo & Kankanhalli, 2020; Kim et al., 2020). However, unlike humans, these models rely on a large number of training examples to succeed, highlighting the data-efficiency gap between humans and machines.

**Few-shot learners** The primary approach today for achieving successful few-shot learning models is to pretrain them over huge relevant and diverse datasets and then fine-tune them for the new tasks (Brown et al., 2020; Reed et al., 2022). The problem with this approach is that the pretrained models become specific to the datasets they were trained on (Li et al., 2017; Nalisnick et al., 2019; Yin et al., 2020; Rajendran et al., 2020). Moreover, the data-efficiency of humans, which are not born with a pretrained network, indicates that they use a different approach. Indeed, different modeling approaches achieved few-shot learning without pretraining. It has been achieved using probabilistic program induction, which is specific to handwriting and is characterized by only a small number of parameters (Lake et al., 2015). In another work, images were categorized using gradient descent over a fixed set of simple image manipulations (Yu et al., 2022). Unlike these approaches, we use deep learning networks and study rule extraction in sequential data.

**Few-shot benchmarks** Meta-dataset is a dataset that groups several few-shot image classification datasets (Triantafillou et al., 2019). The meta-dataset tasks are too difficult to solve with an untrained deep learning model. Indeed, these datasets come with a large number of training examples that are used to pretrain models. The ARC dataset was designed to measure the fluid intelligence of naive models (Chollet, 2019), but it is also too challenging for today’s machines. Our benchmark tests evaluate models’ ability to tackle an easier sub-problem, whose solution can bring us closer to achieving naive few-shot deep learning.

## 3 Sequence consistency evaluation (SCE) tests

Each SCE test<sup>1</sup> is a sequences of  $K$  gray-scale images  $\mathbf{x}_j$  and  $n$  optional-choice images (Fig. 1). Each image includes 1-9 identical objects arranged on a  $3 \times 3$  grid. An image is characterized by a low dimensional vector of features,  $\mathbf{f}_j$  where  $f_j^i$  denotes the value of feature  $i$  in image  $j$ . We use the following five features: the number of objects in an image (possible values: 1 to 9), their shade (6 linearly distributed grayscale values), the shapes (circle, triangle, square, star, hexagon), their size (6 linearly distributed values for the shapes’ enclosing circle circumference), and positions (a vector of grid positions that was used to place the shapes in order). An image  $\mathbf{x}_j$  is constructed according to its characterizing features by a non-linear and complex generative function  $\mathbf{x}_j = G(\mathbf{f}_j)$ .

One of the features  $f^p$  predictably changes along the sequence according to a simple deterministic rule  $f_{j+1}^p = U(f_j^p)$  while the other features are either constant over the images or change randomly (values are i.i.d). We refer to the randomly-changing features as *distractors* and their number is

<sup>1</sup>Code is available in <https://github.com/Tomer-Barak/Naive-Few-Shot-Learning>

considered a measure of the difficulty of the test. Given a sequence of  $K = 5$  images, an agent’s task is to select the correct  $K + 1^{\text{th}}$  image from a set of  $n = 4$  optional choice images that are generated using the same generative function  $G$  from the feature space. In the correct choice,  $f^p$  follow the deterministic rule  $f_{K+1}^p = U(f_K^p)$ , whereas in the incorrect choices it does not follow that rule and is instead randomly chosen from the remaining possible values. The features that are constant or randomly changing in the sequence are also constant or change randomly in all optional choice images.

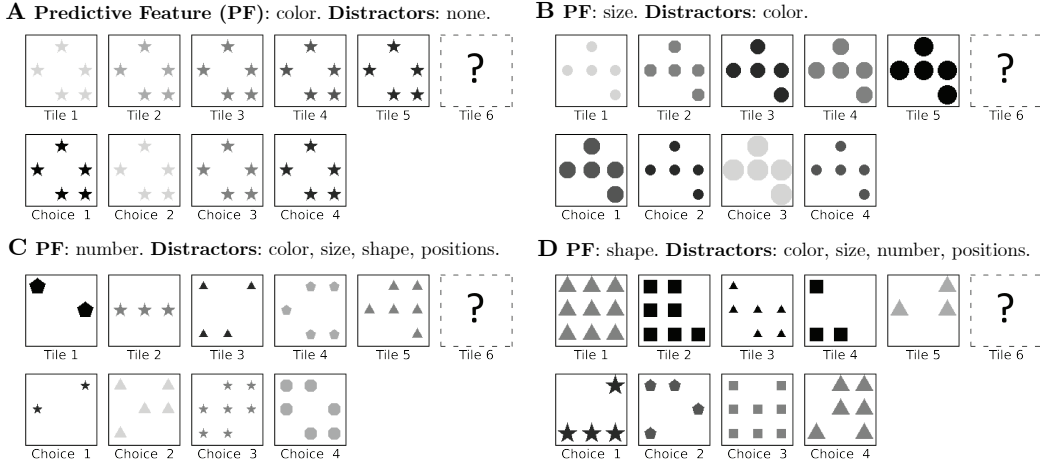


Figure 1: **SCE Tests.** The predictive features can be the (A) color, (B) size, (C) number which increases monotonically, or the (D) shape of the objects which alternates between a triangle and a square. Given a predictive feature, the rest of the features are either constant or random. We refer to the random features as *distractors* and their number determines the test difficulty.

## 4 Results

### 4.1 Two relation models

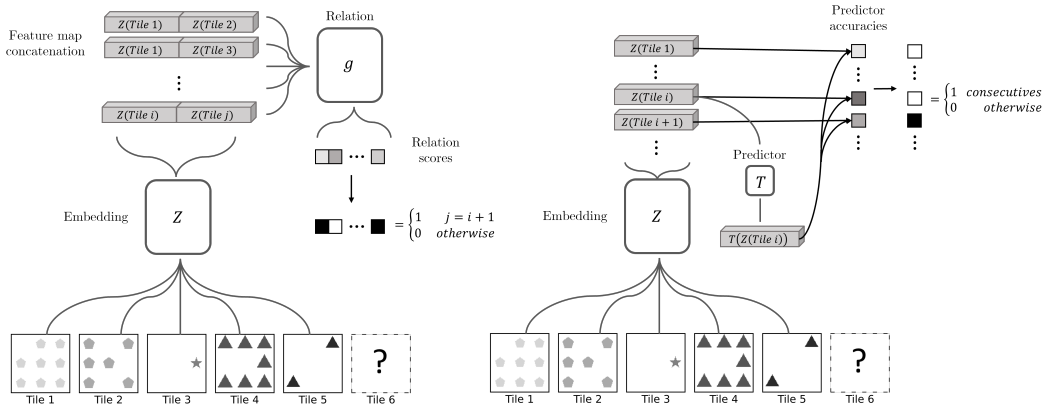


Figure 2: **Comparison between RN (left) and Markov-CPC (right).**

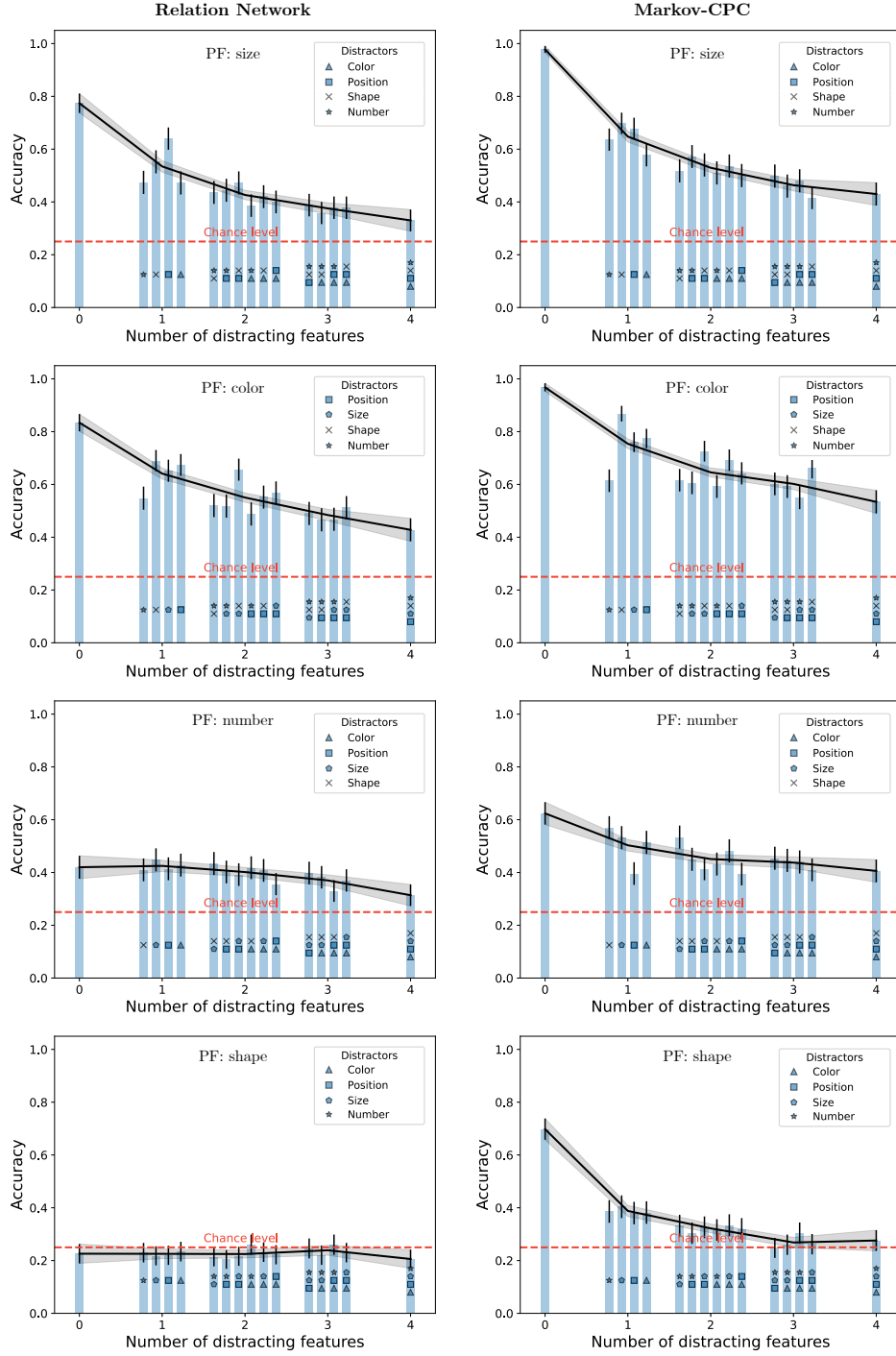


Figure 3: **Performance of the RN (left column) and Markov-CPC (right column) models on SCE tests with 4 different predictive features (rows).** For each predictive feature, we tested the networks over 16 test conditions where the rest of the features were either distractors (marked according to the legend) or constant (not marked). Each test condition included 500 randomly-generated intelligence tests. Error bars are 95% confidence intervals. The black line and its shade are the average accuracy per difficulty and the standard deviation. The dashed line denotes the chance level ( $\frac{1}{n}$ ).

We compared two main candidates of deep learning models that can extract simple rules from sequences: Relation Network (RN) (Sung et al., 2018) and Contrastive Predictive Coding (CPC) (Oord et al., 2018). Both models can be trained to classify whether two inputs are consecutive or not. RN learns to classify concatenations of two inputs’ latent variables with a *general* relation network  $g$  (Fig. 2 left). CPC, on the other hand, assumes a certain structure for the rule, where a *residual* predictor  $T$  predicts how a latent variable changes between two consecutive inputs (Fig. 2 right). In this section, we use a variant of CPC called Markov-CPC. Unlike the original CPC that utilizes an RNN along the latent variables’ sequence, Markov-CPC prediction assumes Markov inputs, and its latent variables do not depend on their previous state.<sup>2</sup>

We applied the RN and Markov-CPC models to an SCE test in the following way: First, we randomly initialized the models’ networks. We then updated these networks’ weights with a *single* optimization step in the direction that minimizes the RN or Markov-CPC loss functions, given the five sequence images. After the single optimization step, we evaluated the consistency of each of the choice images with the sequence based on the resulting RN or Markov-CPC loss function when these choices were applied as the sixth image. We selected the most consistent choice image, out of the  $n = 4$  choices, as the answer.

We found that the performance of the models reflects the difficulty of the tests, as defined by the number of distractors. (Fig. 3). While both RN and Markov-CPC models exhibited better-than-chance performance in the easy tests and most of the difficult tests, Markov-CPC is superior to RN.

When comparing the RN and Markov-CPC models in Fig. 3 we used the same encoder network  $Z$  for both models. We also tested RN with a different encoder which has been proven useful in different few-shot image classification tasks (Sung et al., 2018). The RN model with this more complex encoder performed worse than the simpler encoder (Table 1), indicating that simpler networks may be better for this task.

Model variant	Total accuracy
<b>Markov-CPC</b>	<b><math>0.52 \pm 0.02</math></b>
RN with the same $Z$	$0.42 \pm 0.02$
RN used in (Sung et al., 2018)	$0.27 \pm 0.02$

Table 1: RN versus Markov-CPC.

## 4.2 Variants of the CPC model

Markov-CPC was implemented with a residual  $T$ , such that  $T(Z(\mathbf{x})) = Z(\mathbf{x}) + \Delta T(Z(\mathbf{x}))$  where  $\Delta T$  is a neural network (see appendix A1). we also tested a variant of Markov-CPC in which  $T$  is non-residual. We found that the performance of a Markov-CPC with a non-residual  $T$  is substantially worse than that with a residual  $T$  (Table 2). This indicates that a residual  $T$  is a good inductive bias for finding these rules.

Model variant	Total accuracy
<b>Residual <math>T</math></b>	<b><math>0.52 \pm 0.02</math></b>
Non-residual $T$	$0.29 \pm 0.02$

Table 2: Residual versus non-residual  $T$ .

CPC models are usually non-Markovian (Oord et al., 2018; Henaff, 2020). To test the effect of memory on the performance of the CPC model, we used latent variables  $Z$  whose values were also dependent on previous images in the sequence, either via a regular recurrent neural network (RNN) or by an LSTM (Hochreiter & Schmidhuber, 1997). Both the recurrent connections and the LSTM impaired performance, while taking twice the time to compute (Table 3). This indicates that adding recurrent weights to the latent variables, when the data can be explained by Markov latent variables, can impair the ability of the network to extract the rule.

<sup>2</sup>A detailed models description is in appendix A1.

Model variant	Total accuracy	Tests per second
Markov-CPC	$0.52 \pm 0.02$	$13 \pm 2$ [Hz]
LSTM-CPC	$0.48 \pm 0.02$	$6.6 \pm 0.4$ [Hz]
RNN-CPC	$0.47 \pm 0.02$	$6.6 \pm 0.4$ [Hz]

Table 3: Markov versus recurrent networks. The running times were measured on a basic laptop with Nvidia RTX 2070 GPU.

### 4.3 Prior training

The previous results established that Markov-CPC is an interesting model for naive few-shot learning. However, while performing substantially better than chance, it fails in selecting the correct choice image in many of the tests. To see whether this results from the limited expressivity of the model, we pretrained Markov-CPC with SCE tests as training episodes. Specifically, we performed one optimization step for each of these training episode tests and then tested the model on novel tests. We found that with 1000 training episodes, the performance of the Markov-CPC on tests in which size and color are the predictive features exceeds 90%, even in the hardest trials. These results indicate that at least for these predictive features, the performance of the Markov-CPC model is not limited by its expressivity. By contrast, when number or shape were the predictive features, performance level improved with training but only reached 60%–80%, leaving the question of expressivity of the model open.

Testing \ Training	Size (easy)	Size (hard)	Color (easy)	Color (hard)	Number (easy)	Number (hard)	Shape (easy)	Shape (hard)
Size (easy)	0.99 $\pm 0.01$	0.97 $\pm 0.01$	0.65 $\pm 0.03$	0.68 $\pm 0.03$	0.52 $\pm 0.05$	0.5 $\pm 0.03$	0.72 $\pm 0.09$	0.42 $\pm 0.14$
Size (hard)	0.9 $\pm 0.0$	0.88 $\pm 0.01$	0.24 $\pm 0.0$	0.25 $\pm 0.01$	0.24 $\pm 0.01$	0.24 $\pm 0.01$	0.32 $\pm 0.04$	0.31 $\pm 0.04$
Color (easy)	0.75 $\pm 0.03$	0.78 $\pm 0.01$	1.0 $\pm 0.0$	1.0 $\pm 0.0$	0.79 $\pm 0.05$	0.81 $\pm 0.05$	0.61 $\pm 0.13$	0.71 $\pm 0.1$
Color (hard)	0.26 $\pm 0.01$	0.27 $\pm 0.01$	0.93 $\pm 0.01$	0.95 $\pm 0.01$	0.27 $\pm 0.01$	0.26 $\pm 0.01$	0.53 $\pm 0.03$	0.34 $\pm 0.05$
Number (easy)	0.45 $\pm 0.01$	0.44 $\pm 0.01$	0.41 $\pm 0.01$	0.39 $\pm 0.02$	0.67 $\pm 0.03$	0.6 $\pm 0.03$	0.33 $\pm 0.06$	0.32 $\pm 0.07$
Number (hard)	0.26 $\pm 0.0$	0.26 $\pm 0.01$	0.28 $\pm 0.01$	0.25 $\pm 0.01$	0.7 $\pm 0.02$	0.67 $\pm 0.03$	0.33 $\pm 0.03$	0.26 $\pm 0.04$
Shape (easy)	0.18 $\pm 0.02$	0.25 $\pm 0.03$	0.29 $\pm 0.02$	0.33 $\pm 0.03$	0.2 $\pm 0.02$	0.26 $\pm 0.03$	0.37 $\pm 0.06$	0.31 $\pm 0.05$
Shape (hard)	0.24 $\pm 0.01$	0.25 $\pm 0.01$	0.26 $\pm 0.01$	0.26 $\pm 0.0$	0.24 $\pm 0.01$	0.25 $\pm 0.01$	0.27 $\pm 0.01$	0.24 $\pm 0.02$
Naive	0.97 $\pm 0.0$	0.42 $\pm 0.01$	0.96 $\pm 0.0$	0.55 $\pm 0.01$	0.60 $\pm 0.01$	0.40 $\pm 0.01$	0.71 $\pm 0.0$	0.26 $\pm 0.01$

Table 4: Accuracies presented are averaged over 10 experiments. In each experiment, a network was solving 500 intelligence tests in each of the 4 test conditions. The errors are the networks SEM.

Does pretraining in one type of test improve (or impair) the performance of another type of test? To address this question, we considered 8 different test types for training episodes (four different predictive features, either in the easiest setting of no distractors or in the hardest setting of four distractors) and tested the performance on those 8 different tests, yielding an  $8 \times 8$  performance matrix (Table. 4). The emerging picture is interesting. We find that training using easy episodes is typically more effective than training with hard ones within the same predictive feature. Interestingly, after training with the easy episodes, networks’ performance in the hard tests was comparable to their performance in the easy ones. Notably, pretraining on the predictive feature is not always effective.

While effective when the predictive feature was the size, color, or number, it was detrimental relative to the naive case when the predictive feature was the shape (for which the predictive rule is qualitatively different from that of the other predictive features).

Typically (but not always), pretraining on one predictive feature is detrimental to the performance on tests characterized by a different predictive feature. This result highlights the potential advantage of a naive network over a trained one when the alignment between the training and testing domains is not perfect.

## 5 Anomaly detection in natural videos

To demonstrate the applicability of a naive few-shot learning model to natural settings, in which alternative choice images may be lacking, we tested the ability of Markov-CPC to detect unlabeled anomalies in a sequence of security camera images, the UMN dataset (Mehran et al., 2009). The dataset consists of 11 videos that A) start with humans walking normally; B) towards the end of the videos they start running; C) a label of "Abnormal Crowd Activity" appears shortly after<sup>3</sup> (Fig. 4 A-C).

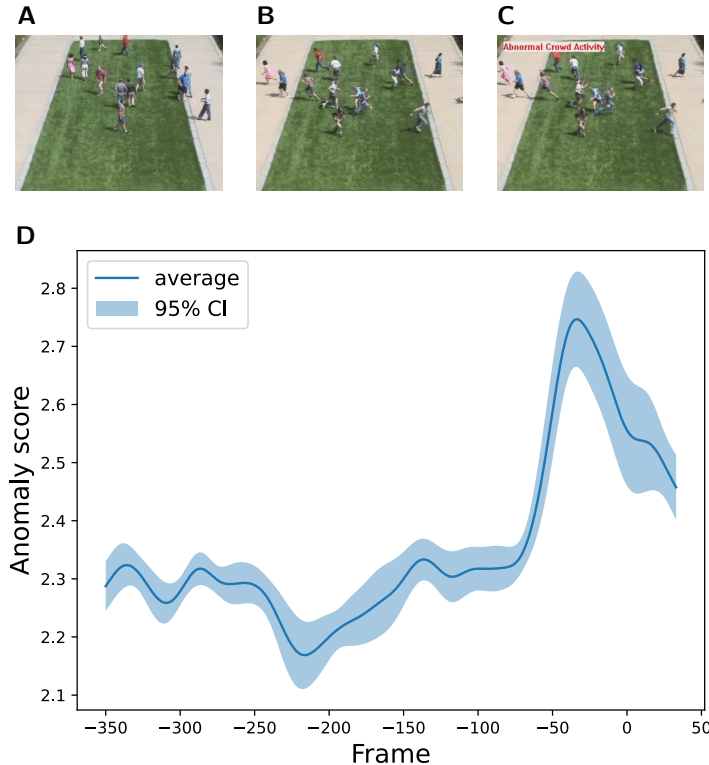


Figure 4: **UMN Anomaly scores.** (A-C) Example frames from the first UMN video: (A) normal walking human behavior; (B) humans start to run; (C) "Abnormal Crowd Activity" label appears. (D) Anomaly scores of the frames. The frames are numbered with respect to the first appearance of the "Abnormal Crowd Activity" label. We ran Markov-CPC 5 times for each frame. We averaged the anomaly scores over the 5 runs per frame and smoothed the scores with a Gaussian kernel with a standard deviation of 10 frames. Finally, we averaged the resulting scores over the 11 videos.

Detecting the time in which the abnormal behavior begins is not a difficult task for trained networks. Previous anomaly detection models achieved nearly perfect scores in this dataset. However, they all relied on prior training (Pang et al., 2020). By contrast, our objective was to identify these anomalies without any prior training. To do that, we assigned each video frame with an anomaly score based

<sup>3</sup>In the tests we removed the top 30 pixels of all images to exclude this label.

on its consistency with its five preceding frames (see details in appendix A2). Indeed, Markov-CPC assigned larger anomaly scores to the frames in which the humans started to run (Fig. 4).

This result, together with the fast operation rate of Markov-CPC (12 [Hz] on simple computers, as shown in Table 3), suggests a real-world application for a naive Markov-CPC model. Specifically, being independent of prior training data, such a naive anomaly detection agent can be flexible to changes in camera location, camera type, and identify unforeseeable abnormalities. All these, of course, at the cost of being less accurate for predetermined anomalies than extensively trained models.

## 6 Discussion

To address the data-efficiency gap between humans and deep learning models, we focused on a specific computational sub-problem, rule extraction, which is an important component of fluid intelligence. We created a benchmark of sequence consistency evaluation (SCE) tests, which can be used to test agents’ ability to extract rules. In contrast to the standard few-shot learning approach, which utilizes extensive prior training, we tested the ability of naive models, without any prior training, to solve the SCE tests. We demonstrated that naive rule extraction is possible, and showed that it could have real-world applications.

The relative success of the naive Markov-CPC, a rather simple network, on the SCE tests can perhaps be taken as an indication that rule extraction may not be the limiting factor to achieving fluid intelligent deep learning models. For example, humans also *plan* how to use their rule extraction ability when they solve intelligence tests such as Raven Progression Matrices (Sternberg, 1977; Raven et al., 1998; Carpenter et al., 1990). Agents that could control their rule extraction ability, directing it to relevant inputs, while keeping track of the rules that they find might bring us closer to machines’ fluid intelligence.

**Limitations:** 1) Our paper keeps the question of how to resolve more difficult fluid intelligence benchmarks such as the ARC challenge (Chollet, 2019) open; 2) We tested a limited number and types of deep learning models. This limits the strength of our claim that simple models are better in this task; 3) We did not find an anomaly detection benchmark that will enable us to precisely compare Markov-CPC with other works; 4) The SCE tests include only two types of rules (monotonic and alternating). It is thus unclear whether naive models can extract more complex rules, such as logical rules (AND, OR, ...), which is impossible to achieve by Markovian models; 5) The SCE tests’ performance was not perfect. We do not know whether it is due to an inherent limitation of the rules that can be extracted by only five examples or due to the limitations of the models that we tested.

A limiting factor to the use of deep networks is that they typically require large datasets and computationally-expensive training to effectively solve computational problems. By contrast, naive, or nearly-naive models do not suffer from these shortcomings. In a field that is dominated by extensive training with an extensive number of examples, our work demonstrates the potential power of naive networks. While naive models might not be as accurate as large and extensively pretrained ones, they can successfully solve interesting tasks (Table 5). These qualities bring machine intelligence a little closer to that of humans.

	Pretrained models	Naive models
Accuracy	Accurate	Inaccurate
Generality	Specific	General
Data	Expensive	Cheap
Training time	Long	Short

Table 5: The trade-off between extensively pretrained and naive models.

## Acknowledgments and Disclosure of Funding

This work was supported by the Israel Science Foundation (Grant No. 757/16) and the Gatsby Charitable Foundation.

## References

- Anand, A., Racah, E., Ozair, S., Bengio, Y., Côté, M.-A., and Hjelm, R. D. Unsupervised State Representation Learning in Atari. (NeurIPS), 2019. URL <http://arxiv.org/abs/1906.08226>.
- Barrett, D. G. T., Hill, F., Santoro, A., Morcos, A. S., and Lillicrap, T. Measuring abstract reasoning in neural networks. 2018. ISSN 17740746. doi: 10.1051/agro/2009059. URL <http://arxiv.org/abs/1807.04225>. ISBN: 1807.04225v1.
- Brown, T. B., Mann, B., Ryder, N., Subbiah, M., Kaplan, J., Dhariwal, P., Neelakantan, A., Shyam, P., Sastry, G., Askell, A., Agarwal, S., Herbert-Voss, A., Krueger, G., Henighan, T., Child, R., Ramesh, A., Ziegler, D. M., Wu, J., Winter, C., Hesse, C., Chen, M., Sigler, E., Litwin, M., Gray, S., Chess, B., Clark, J., Berner, C., McCandlish, S., Radford, A., Sutskever, I., and Amodei, D. Language Models are Few-Shot Learners. Technical Report arXiv:2005.14165, arXiv, July 2020. URL <http://arxiv.org/abs/2005.14165>. arXiv:2005.14165 [cs] type: article.
- Carpenter, P. A., Just, M. A., and Shell, P. What One Intelligence Test Measures: A Theoretical Account of the Processing in the Raven Progressive Matrices Test. (3):28, 1990.
- Chollet, F. On the Measure of Intelligence. *arXiv:1911.01547 [cs]*, November 2019. URL <http://arxiv.org/abs/1911.01547>. arXiv: 1911.01547.
- Henaff, O. Data-Efficient Image Recognition with Contrastive Predictive Coding. In *Proceedings of the 37th International Conference on Machine Learning*, pp. 4182–4192. PMLR, November 2020. URL <https://proceedings.mlr.press/v119/henaff20a.html>. ISSN: 2640-3498.
- Hill, F., Santoro, A., Barrett, D. G. T., Morcos, A. S., and Lillicrap, T. Learning to Make Analogies by Contrasting Abstract Relational Structure. 2019. URL <http://arxiv.org/abs/1902.00120>.
- Hochreiter, S. and Schmidhuber, J. Long Short-Term Memory. *Neural Computation*, 9(8):1735–1780, November 1997. ISSN 0899-7667. doi: 10.1162/neco.1997.9.8.1735. Conference Name: Neural Computation.
- Kim, Y., Shin, J., Yang, E., and Hwang, S. J. Few-shot Visual Reasoning with Meta-analogical Contrastive Learning. *arXiv:2007.12020 [cs, stat]*, July 2020. URL <http://arxiv.org/abs/2007.12020>. arXiv: 2007.12020.
- Lake, B. M., Salakhutdinov, R., and Tenenbaum, J. B. Human-level concept learning through probabilistic program induction. *Science*, 350(6266):1332–1338, December 2015. doi: 10.1126/science.aab3050. URL <https://www.science.org/doi/10.1126/science.aab3050>. Publisher: American Association for the Advancement of Science.
- Li, D., Yang, Y., Song, Y.-Z., and Hospedales, T. M. Learning to Generalize: Meta-Learning for Domain Generalization. *arXiv:1710.03463 [cs]*, October 2017. URL <http://arxiv.org/abs/1710.03463>. arXiv: 1710.03463.
- Lohman, D. F. Complex Information Processing and Intelligence. In Sternberg, R. J. (ed.), *Handbook of Intelligence*, pp. 285–340. Cambridge University Press, Cambridge, 2000. ISBN 978-0-521-59648-0. doi: 10.1017/CBO9780511807947.015.
- Mehran, R., Oyama, A., and Shah, M. Abnormal crowd behavior detection using social force model. In *2009 IEEE Conference on Computer Vision and Pattern Recognition*, pp. 935–942, June 2009. doi: 10.1109/CVPR.2009.5206641. URL [http://mha.cs.umn.edu/proj\\_events.shtml#crowd](http://mha.cs.umn.edu/proj_events.shtml#crowd). ISSN: 1063-6919.
- Nalisnick, E., Matsukawa, A., Teh, Y. W., Gorur, D., and Lakshminarayanan, B. Do Deep Generative Models Know What They Don’t Know? Technical Report arXiv:1810.09136, arXiv, February 2019. URL <http://arxiv.org/abs/1810.09136>. arXiv:1810.09136 [cs, stat] type: article.
- Oord, A. v. d., Li, Y., and Vinyals, O. Representation Learning with Contrastive Predictive Coding. 2018. URL <http://arxiv.org/abs/1807.03748>.

- Pang, G., Yan, C., Shen, C., Hengel, A. v. d., and Bai, X. Self-Trained Deep Ordinal Regression for End-to-End Video Anomaly Detection. pp. 12173–12182, 2020. URL [https://openaccess.thecvf.com/content\\_CVPR\\_2020/html/Pang\\_Self-Trained\\_Deep\\_Ordinal\\_Regression\\_for\\_End-to-End\\_Video\\_Anomaly\\_Detection\\_CVPR\\_2020\\_paper.html](https://openaccess.thecvf.com/content_CVPR_2020/html/Pang_Self-Trained_Deep_Ordinal_Regression_for_End-to-End_Video_Anomaly_Detection_CVPR_2020_paper.html).
- Rajendran, J., Irpan, A., and Jang, E. Meta-Learning Requires Meta-Augmentation. In Larochelle, H., Ranzato, M., Hadsell, R., Balcan, M. F., and Lin, H. (eds.), *Advances in Neural Information Processing Systems*, volume 33, pp. 5705–5715. Curran Associates, Inc., 2020. URL <https://proceedings.neurips.cc/paper/2020/file/3e5190eeb51ebe6c5bbc54ee8950c548-Paper.pdf>.
- Rasmussen, D. and EliaSmith, C. A neural model of rule generation in inductive reasoning. *Topics in Cognitive Science*, 3(1):140–153, 2011. ISSN 17568757. doi: 10.1111/j.1756-8765.2010.01127.x.
- Raven, J., Raven, J. C., and Court, J. H. *Manual for Raven’s progressive matrices and vocabulary scales*. Pearson, San Antonio, TX, 1998. ISBN 978-0-15-868643-1 978-0-15-468622-0 978-0-15-468623-7 978-1-85639-022-4. OCLC: 697438611.
- Reed, S., Zolna, K., Parisotto, E., Colmenarejo, S. G., Novikov, A., Barth-Maron, G., Gimenez, M., Sulsky, Y., Kay, J., Springenberg, J. T., Eccles, T., Bruce, J., Razavi, A., Edwards, A., Heess, N., Chen, Y., Hadsell, R., Vinyals, O., Bordbar, M., and de Freitas, N. A Generalist Agent. Technical Report arXiv:2205.06175, arXiv, May 2022. URL <http://arxiv.org/abs/2205.06175>. arXiv:2205.06175 [cs] type: article.
- Santoro, A., Raposo, D., Barrett, D. G. T., Malinowski, M., Pascanu, R., Battaglia, P., and Lillicrap, T. A simple neural network module for relational reasoning. *Advances in Neural Information Processing Systems*, 2017-Decem:4968–4977, 2017. ISSN 10495258.
- Siebers, M., Dowe, D. L., Schmid, U., Hernández-Orallo, J., and Martínez-Plumed, F. Computer models solving intelligence test problems: Progress and implications. *Artificial Intelligence*, 230: 74–107, 2015. ISSN 00043702. doi: 10.1016/j.artint.2015.09.011. URL <http://dx.doi.org/10.1016/j.artint.2015.09.011>. ISBN: 9780999241103 Publisher: Elsevier B.V.
- Sternberg, R. J. Component processes in analogical reasoning. *Psychological Review*, 84(4):353–378, 1977. ISSN 0033295X. doi: 10.1037/0033-295X.84.4.353.
- Sternberg, R. J. Components of human intelligence. *Cognition*, 15(1-3):1–48, 1983. ISSN 00100277. doi: 10.1016/0010-0277(83)90032-X.
- Sung, F., Yang, Y., Zhang, L., Xiang, T., Torr, P. H. S., and Hospedales, T. M. Learning to Compare: Relation Network for Few-Shot Learning. pp. 1199–1208, 2018. URL [https://openaccess.thecvf.com/content\\_cvpr\\_2018/html/Sung\\_Learning\\_to\\_Compare\\_CVPR\\_2018\\_paper.html](https://openaccess.thecvf.com/content_cvpr_2018/html/Sung_Learning_to_Compare_CVPR_2018_paper.html).
- Triantafillou, E., Zhu, T., Dumoulin, V., Lamblin, P., Evci, U., Xu, K., Goroshin, R., Gelada, C., Swersky, K., Manzagol, P.-A., and Larochelle, H. Meta-Dataset: A Dataset of Datasets for Learning to Learn from Few Examples. September 2019. URL <https://openreview.net/forum?id=rkgAGAVKPr>.
- Vogelstein, J. T., Verstynen, T., Kording, K. P., Isik, L., Krakauer, J. W., Etienne-Cummings, R., Ogburn, E. L., Priebe, C. E., Burns, R., Kuttan, K., Knierim, J. J., Potash, J. B., Hartung, T., Smirnova, L., Worley, P., Savonenko, A., Phillips, I., Miller, M. I., Vidal, R., Sulam, J., Charles, A., Cowan, N. J., Bichuch, M., Venkataraman, A., Li, C., Thakor, N., Kebschull, J. M., Albert, M., Xu, J., Shuler, M. H., Caffo, B., Ratnanather, T., Geisa, A., Roh, S.-E., Yezerets, E., Madhyastha, M., How, J. J., Tomita, T. M., Dey, J., Ningyuan, Huang, Shin, J. M., Kinfu, K. A., Chaudhari, P., Baker, B., Schapiro, A., Jayaraman, D., Eaton, E., Platt, M., Ungar, L., Wehbe, L., Kepecs, A., Christensen, A., Osuagwu, O., Brunton, B., Mensh, B., Muotri, A. R., Silva, G., Puppato, F., Engert, F., Hillman, E., Brown, J., White, C., and Yang, W. Prospective Learning: Back to the Future. *arXiv:2201.07372 [cs]*, January 2022. URL <http://arxiv.org/abs/2201.07372>. arXiv: 2201.07372.

Yan, W., Vangipuram, A., Abbeel, P., and Pinto, L. Learning Predictive Representations for Deformable Objects Using Contrastive Estimation. 2020. URL <http://arxiv.org/abs/2003.05436>.

Yin, M., Tucker, G., Zhou, M., Levine, S., and Finn, C. Meta-Learning without Memorization. *arXiv:1912.03820 [cs, stat]*, April 2020. URL <http://arxiv.org/abs/1912.03820>. arXiv: 1912.03820.

Yu, H., Mineyev, I., Varshney, L. R., and Evans, J. A. Learning from One and Only One Shot. *arXiv:2201.08815 [cs]*, January 2022. URL <http://arxiv.org/abs/2201.08815>. arXiv: 2201.08815.

Zhuo, T. and Kankanhalli, M. Solving Raven’s Progressive Matrices with Neural Networks. *arXiv:2002.01646 [cs]*, February 2020. URL <http://arxiv.org/abs/2002.01646>. arXiv: 2002.01646.

## Appendix

### A1 Models details

#### A1.1 Markov-CPC

Markov-CPC is a variant of the Contrastive Predictive Coding (CPC) algorithm (Oord et al., 2018) which was shown useful for finding predictive latent variables (Anand et al., 2019; Henaff, 2020; Yan et al., 2020). This self-supervised algorithm optimizes an infoNCE loss in which consecutive inputs in a sequence are regarded as positive examples and non-consecutive inputs as negative examples.

Our main challenge in solving the intelligence tests is to find a latent variable that changes in a simple deterministic way along the test’s five image sequence. Consider an encoder function  $Z$ , a predictor function  $T$ , two images  $\mathbf{x}_a$  and  $\mathbf{x}_b$  and the prediction error

$$\epsilon_{a,b}(Z, T) = \left( T(Z(\mathbf{x}_a)) - Z(\mathbf{x}_b) \right)^2 \quad (1)$$

By construction, for the true encoder and predictor functions  $Z^* = G^{-1}$  and  $T^* = U$ ,  $\epsilon_{a,b}(Z^*, T^*) = 0$  if  $a$  and  $b$  are two consecutive images ( $b = a + 1$ ), and  $\epsilon_{a,b}(Z^*, T^*) \neq 0$  otherwise.

The challenge is that  $Z^*$  and  $T^*$  are unknown. However, given a sequence of  $K$  ordered images, we can approximate  $Z^*$  and  $T^*$  by finding  $Z$  and  $T$  that minimize the prediction error for consecutive images and maximize it for the non-consecutive ones. Formally, we define a contrastive infoNCE loss based on those prediction errors

$$\mathcal{L} = -\frac{1}{K-1} \sum_{j=1}^{K-1} \log \frac{e^{-\epsilon_{j,j+1}}}{\sum_{j'} e^{-\epsilon_{j,j'}}} \quad (2)$$

and find  $Z$  and  $T$  that minimize it.

Markov-CPC’s encoder  $Z$  and predictor  $T$  are implemented by deep neural networks (Fig. a1). For the predictor  $T$ , we used a residual network, such that

$$T(Z(\mathbf{x})) = Z(\mathbf{x}) + \Delta T(Z(\mathbf{x}))$$

where  $\Delta T$  is a fully connected neural network.

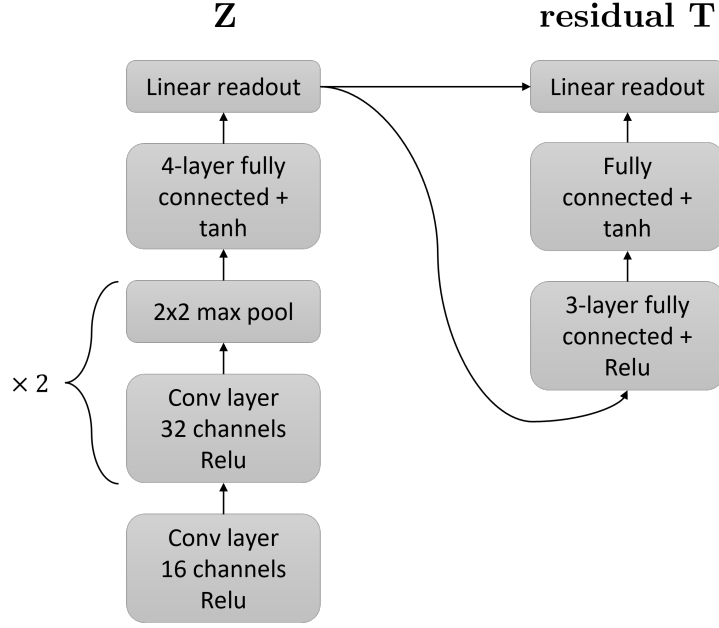


Figure a1: **M-CPC architecture.**

For the optimization steps, we used the RMSprop optimizer with a learning rate  $\eta = 4 \cdot 10^{-4}$ . The rest of the optimizer hyperparameters were set to PyTorch default.

### A1.2 Relation Network

We used the same Relation Network loss function as in the original paper (Sung et al., 2018). For the networks, we either used the original networks from the paper or used the same  $Z$  as Markov-CPC with a corresponding  $g$  relation network (Fig. a2). In both cases we used the RMSprop optimizer. For the original RN networks from (Sung et al., 2018) we used a learning of  $\eta = 4 \cdot 10^{-6}$ . When we used the  $Z$  of Markov-CPC, we used the learning rate  $\eta = 4 \cdot 10^{-4}$ . The rest of the optimizer parameters were set to PyTorch default.

### Relation network $g$

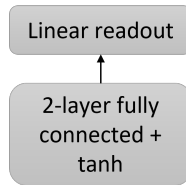


Figure a2: RN's  $g$  network architecture.

## A2 Anomaly score based on SCE

To assign an anomaly score to a candidate image  $\mathbf{x}_c$  based on its preceding images, we optimized a naive Markov-CPC model, with a single optimization step, on the five preceding images. We then

used the prediction error (Eq. 1) of the candidate image  $\epsilon_{K,c}$  and the prediction errors of consecutive image pairs taken from the five preceding images  $\epsilon_p$ , to define the candidate’s anomaly score  $s_c$ :

$$s_c = \frac{\epsilon_{K,c} - \langle \epsilon_p \rangle}{\text{std}(\epsilon_p)} \quad (3)$$

where

$$\langle \epsilon_p \rangle = \frac{1}{K-1} \sum_{i=1}^{K-1} \epsilon_{i,i+1}$$

and  $\text{std}(\epsilon_p)$  is the corresponding standard deviation.

### A3 Other Markov-CPC variants

Throughout the paper, we used Markov-CPC with a 1-dimensional latent space. We tried changing the latent space dimension of Markov-CPC. We found that even a 1-dimensional latent space is enough and that the performance does not strongly depend on this value (Table 6).

Model variant	Total accuracy
Markov-CPC-1D	$0.52 \pm 0.02$
Markov-CPC-10D	$0.53 \pm 0.02$
Markov-CPC-100D	$0.51 \pm 0.02$
Markov-CPC-1000D	$0.50 \pm 0.02$

Table 6: Different  $Z$  latent dimensions.

We also measured the performance of the model without a contrastive loss, minimizing the prediction errors (Eq. 1) of consecutive inputs only (Table 7).

Model variant	Total accuracy
Contrastive loss	$0.52 \pm 0.02$
No contrast	$0.45 \pm 0.02$

Table 7: No contrast.

We trained Markov-CPC throughout the paper with an RMSprop optimizer. We also measured the performance with a standard SGD optimizer (Table 8). The optimal learning rate was found to be  $\eta = 40$ .

Model variant	Total accuracy
RMSprop, lr = $4 \cdot 10^{-4}$	$0.52 \pm 0.02$
SGD, lr = 40	$0.5 \pm 0.02$

Table 8: SGD.