

On the skew and curvature of the implied and local volatilities

Elisa Alòs* David García-Lorite† Makar Pravosud‡

September 18, 2023

Abstract

In this paper, we study the relationship between the short-end of the local and the implied volatility surfaces. Our results, based on Malliavin calculus techniques, recover the recent $\frac{1}{H+3/2}$ rule (where H denotes the Hurst parameter of the volatility process) for rough volatilities (see Bourgey, De Marco, Friz, and Pigato (2022)), that states that the short-time skew slope of the at-the-money implied volatility is $\frac{1}{H+3/2}$ of the corresponding slope for local volatilities. Moreover, we see that the at-the-money short-end curvature of the implied volatility can be written in terms of the short-end skew and curvature of the local volatility and vice versa. Additionally, this relationship depends on H .

Key words. Stochastic volatility; local volatility; rough volatility; Malliavin calculus

AMS subject classification. 60G44, 60H07, 91G20

1 Introduction

Local volatilities are the main tool in real market practice (see Dupire (1994)), since they are the simplest models that capture the empirical implied volatility surface. They are an example of mimicking process (see Gyöngy (1986)), in the sense that they are one-dimensional models that can reproduce the marginal distributions of asset prices S_t . In a local volatility model the volatility process is a deterministic function $\sigma(t, S_t)$ of time and the underlying asset price. The values of this function can be computed via Dupire's formula (see again Dupire (1994)). The plot of this function σ , is called the local volatility surface.

One challenging problem in this context is the study of the relationship between the implied and local volatilities. Even when both surfaces are similar, we can easily notice that the short-end local volatility smiles are more pronounced than the implied volatility

*Universidad Pompeu Fabra and Barcelona School of Economics, Barcelona, Spain.

†CaixaBank, Madrid, Spain

‡Universidad Pompeu Fabra, Barcelona, Spain

smiles. In fact, some empirical studies (see Derman, Kani, and Zou (1996)) show that for short and intermediate maturities the at-the-money implied volatility skew is approximately half of the skew of the local volatility. This property is widely known as the *one-half rule*.

There have been many attempts to address this phenomena from the analytical point of view. Classical proofs of this property for stochastic volatility models can be found in the literature. For example, in Derman, Kani, and Zou (1996) or in Gatheral (2006), this property is deduced from the representation of the implied volatilities as averaged local volatilities. In Lee (2001), the expansions of the implied and local volatility allow to proof this property by a direct comparison. In Alòs and García-Lorite (2021), Malliavin calculus techniques give a representation of the short-limit at-the-money (ATM) implied volatility skew as an averaged local volatility skew, from which the one-half rule follows directly.

Nevertheless, recent studies (see Bourgey, De Marco, Friz, and Pigato (2022)) state that the one-half rule does not hold for the rough volatility models, where the volatility process is driven by a fBm with Hurst parameter $H < \frac{1}{2}$. More precisely, the ATM short-end implied volatility skew is $\frac{1}{H+\frac{3}{2}}$ of the ATM short-end local volatility skew. This result can be obtained via large deviations techniques.

In this paper we show how Malliavin calculus techniques lead us to an easy proof of $\frac{1}{H+\frac{3}{2}}$ rule. Additionally, we study the relationship between the curvature of implied and local volatilities. In particular, we show how the ATM short-end implied volatility curvature can be represented in terms of the ATM short-end limit skew and the curvature of the corresponding local volatility, and vice versa. Moreover, we explain why $\frac{1}{H+\frac{3}{2}}$ rule is compatible with real market practices, where the short-end local volatility is usually computed via a regularization procedure.

This paper is organized as follows. In Section 2, we introduce the basic concepts and definitions of Malliavin calculus. Section 3 is devoted to the study of the at-the-money skew slope for a local volatility model. In Section 4 we analyze the relation between the curvatures of the rough and local volatilities. Finally, we present some numerical examples in Section 5.

2 Basic concepts of Malliavin calculus

In this section we recall the key tools of Malliavin calculus that we use in this paper. We refer to Alòs and García-Lorite (2021) for a deeper introduction to this topic and its applications to finance.

2.1 Basic definitions

If $Z = (Z_t)_{t \in [0, T]}$ is a standard Brownian motion, we denote by \mathcal{S} the set of random variables of the form

$$F = f(Z(h_1), \dots, Z(h_n)), \tag{1}$$

where $h_1, \dots, h_n \in L^2([0, T])$, $Z(h_i)$ denotes the Wiener integral of h_i , for $i = 1, \dots, n$, and $f \in C_b^\infty(\mathbb{R}^n)$ (i.e., f and all its partial derivatives are bounded). If $F \in \mathcal{S}$, the Malliavin derivative of F with respect to Z , $D^Z F$, is defined as the stochastic process in $L^2(\Omega \times [0, T])$ given by

$$D_s^Z F = \sum_{j=1}^n \frac{\partial f}{\partial x_j}(W(h_1), \dots, W(h_n))(s) h_j(s).$$

Moreover, for $m \geq 1$, we can define the iterated Malliavin derivative operator $D^{m,Z}$, as

$$D_{s_1, \dots, s_m}^{m,Z} F = D_{s_1}^Z \dots D_{s_m}^Z F, \quad s_1, \dots, s_m \in [0, T].$$

The operators $D^{m,Z}$ are closable in $L^2(\Omega)$ and we denote by $\mathbb{D}_Z^{n,2}$ the closure of \mathcal{S} with respect to the norm

$$\|F\|_{n,2} = \left(E |F|^p + \sum_{i=1}^n E \|D^{i,Z} F\|_{L^2([0,T]^i)}^2 \right)^{\frac{1}{2}}.$$

Notice that the Malliavin derivative operator satisfies the *chain rule*. That is, given $f \in C_Z^{1,2}$, and $F \in \mathbb{D}_Z^{1,2}$, the random variable $f(F)$ belongs to $\mathbb{D}_Z^{1,2}$, and $D^Z f(F) = f'(F) D^Z F$. We will also make use of the notation $\mathbb{L}^{n,2} = \mathbb{D}_Z^{n,p}(L^2([0, T]))$.

The adjoint of the derivative operator D^Z is the divergence operator δ^Z , which coincides with the Skorohod integral. Its domain, denoted by $\text{Dom } \delta$, is the set of processes $u \in L^2(\Omega \times [0, T])$ such that there exists a random variable $\delta^Z(u) \in L^2(\Omega)$ such that

$$E(\delta^Z(u)F) = E \left(\int_0^T (D_s^Z F) u_s ds \right), \quad \text{for every } F \in \mathcal{S}. \quad (2)$$

We use the notation $\delta^Z(u) = \int_0^T u_s dZ_s$. It is well known that δ is an extension of the Itô integral. That is, δ applied to an adapted and square integrable processes, coincides with the classical Itô integral. Moreover, the space $\mathbb{L}^{1,2}$ is included in the domain of δ .

From the above relationship between the operators D^Z and δ^Z , it is easy to see that, for an Itô process of the form

$$X_t = X_0 + \int_0^t a_s ds + \int_0^t b_s dZ_s,$$

where a and b are adapted processes in $\mathbb{L}_Z^{1,2}$, its Malliavin derivative is given by

$$D_u^Z X_t = \int_0^t D_u^Z a_s ds + b_u \mathbf{1}_{[0,t]}(u) + \int_0^t D_u^Z b_s dZ_s. \quad (3)$$

Then, if we consider the equation of the form

$$X_t = X_0 + \int_0^t a(s, X_s)ds + \int_0^t b(s, X_s)dZ_s,$$

where $a(s, \cdot)$ and $b(s, \cdot)$ are differentiable functions with uniformly bounded derivatives, a direct application of (3) allows us to see that

$$D_u^Z X_t = \int_u^t \frac{\partial a}{\partial x}(s, X_s)D_u^Z X_s ds + b(u, X_u) + \int_u^t \frac{\partial b}{\partial x}(s, X_s)D_u^Z X_s dZ_s. \quad (4)$$

Notice that the above equality also holds, for example, if a and b are globally Lipschitz functions with polynomial growth (see Theorem 2.2.1 in Nualart (2006)), replacing $\frac{\partial a}{\partial x}$ and $\frac{\partial b}{\partial x}$ by an adequate processes.

2.2 Malliavin calculus for local volatilities

Consider a local volatility model of the form

$$S_t = S_0 + \int_0^t \sigma(u, S_u)S_u dW_u, \quad (5)$$

where W is a Brownian motion defined in a probability space (Ω, \mathcal{F}, P) , and where we take the interest rate $r = 0$ for the sake of simplicity. In order to study the Malliavin differentiability of the asset price S , we introduce consider the following hypotheses

Hypothesis 1 σ is continuous and there exist two constants $c_1, c_2 > 0$ such that, for all $(t, x) \in [0, T] \times \mathbb{R}$,

$$c_1 < \sigma(t, x) < c_2.$$

Hypothesis 2 There exist two constants $C > 0$ and $\gamma \in (0, \frac{1}{2})$ such that, for all $t \in [0, T]$, $\sigma(t, \cdot)$ is differentiable and

$$S_t \partial_x \sigma(t, S_t) \leq Ct^{-\gamma}.$$

Notice that Hypothesis 2 is equivalent to the following

$$\partial_x \hat{\sigma}(t, S_t) \leq Ct^{-\gamma},$$

where $\hat{\sigma}$ denotes the local volatility in terms of the log-price (that is, $\hat{\sigma}(t, x) = \sigma(t, e^x)$). According to (4), the Malliavin derivative of the random variable S_t is given by

$$D_r^W S_t = \sigma(r, S_r)S_r + \int_r^t a(u, S_u)D_r^W S_u dW_u,$$

where $r < t$ and $a(u, S_u) : \partial_x \sigma(u, S_u) S_u + \sigma(u, S_u)$. Notice that as σ is bounded and 1 holds for all $p \geq 2$, the Burkholder's inequality gives us that

$$\begin{aligned} E(D_r^W S_t)^p &\leq c_p \left[E(\sigma(r, S_r) S_r)^p + \left(\int_r^t u^{-2\gamma} E_r(D_r^W S_u)^2 du \right)^{\frac{p}{2}} \right] \\ &\leq c_p \left[(E(S_r)^p + \left(\int_r^t u^{-2\gamma} \right)^{\frac{p}{p-2}} \left(\int_r^t u^{-2\gamma} E_r(D_r^W S_u)^p du \right) \right], \end{aligned} \quad (6)$$

for some positive constant c_p . This implies, by Gronwall's lemma, that for all $t < T$ $E_r(D_r^W S_t)^p \leq c_p(\sigma(r, S_r) S_r)^p$, which leads to $E_r(D_r^W S_t)^p \leq c'_p$, for some positive constant c'_p . Moreover, a direct application of Itô's lemma gives us that

$$D_r^W S_t = \sigma(r, S_r) S_r \exp \left(-\frac{1}{2} \int_r^t a^2(u, S_u) du + \int_r^t a(u, S_u) dW_u \right) \quad (7)$$

In order to study the second Malliavin derivative of S , we introduce the following hypothesis

Hypothesis 3 *There exist two constants $C > 0$ and $\gamma \in (0, \frac{1}{4})$ such that, for all $t \in [0, T]$, $\sigma(t, \cdot)$ is twice differentiable and*

$$S_t^2 \partial_{xx}^2 \sigma(t, S_t) \leq C t^{-2\gamma}.$$

Then, under Hypotheses 1, 2, and 3, the second Malliavin derivative of the random variable S_t is given by

$$\begin{aligned} D_\theta^W D_r^W S_t &= a(r, S_r) D_\theta^W S_r + \int_r^t \partial_x a(u, S_u) D_r^W S_u D_\theta^W S_u dW_u \\ &\quad + \int_r^t a(u, S_u) D_r^W D_\theta^W S_u dW_u \end{aligned} \quad (8)$$

for $\theta < r$. Notice that as Hypotheses 1, 2, and 3 hold the stochastic integrals are well defined. Consequently, a similar arguments, as in the case of the first Malliavin derivative,

give us that $E(D_\theta D_r^W S_t)^p \leq c_p$ for some positive constant c_p . Moreover,

$$D_\theta^W D_r^W S_t \tag{9}$$

$$\begin{aligned} &= a(r, S_r) D_\theta^W S_r \exp\left(-\frac{1}{2} \int_r^t a^2(u, S_u) du + \int_r^t a(u, S_u) dW_u\right) \\ &+ \sigma(r, S_r) S_r \exp\left(-\frac{1}{2} \int_r^t a^2(u, S_u) du + \int_r^t a(u, S_u) dW_u\right) \\ &\times \left(-\frac{1}{2} \int_r^t D_\theta^W(a^2(u, S_u)) du + \int_r^t D_\theta^W(a(u, S_u)) dW_u\right) \end{aligned} \tag{10}$$

$$\begin{aligned} &= a(r, S_r) \sigma(\theta, S_\theta) S_\theta \exp\left(-\frac{1}{2} \int_\theta^t a^2(u, S_u) du + \int_\theta^t a(u, S_u) dW_u\right) \\ &+ \sigma(r, S_r) S_r \exp\left(-\frac{1}{2} \int_r^t a^2(u, S_u) du + \int_r^t a(u, S_u) dW_u\right) \\ &\times \left(-\frac{1}{2} \int_r^t D_\theta^W(a^2(u, S_u)) du + \int_r^t D_\theta^W(a(u, S_u)) dW_u\right). \end{aligned} \tag{11}$$

Remark 1 Consider $t > 0$. Notice that under the Hypotheses 1, 2, and 3 for $\theta, r \rightarrow t$,

$$D_r^W S_t \rightarrow \sigma(t, S_t) S_t, \tag{12}$$

and

$$D_\theta^W D_r^W S_t \rightarrow a(t, S_t) \sigma(t, S_t) S_t = \partial_x \sigma(t, S_t) S_t^2 + \sigma^2(t, S_t) S_t, \tag{13}$$

a.s.

Finally, let us consider the following hypothesis

Hypothesis 4 There exist two constants $C > 0$ and $\gamma \in (0, \frac{1}{3})$ such that, for all $t \in [0, T]$, $\sigma(t, \cdot)$ is twice differentiable and

$$S_t^3 \partial_{xxx}^3 \sigma(t, S_t) \leq C t^{-3\gamma}.$$

Using the same arguments as before, one can see that under this hypothesis $E|D_u^W D_\theta D_r^W S_t|^p \leq c_p$ for some positive constant c_p , and for all $u < \theta < r < t$.

3 The skew

Consider a risk-neutral probability model for asset prices of the form

$$dS_t = \sigma_t S_t (\rho dW_+ + \sqrt{1 - \rho^2} dB_t), \tag{14}$$

where we assume the interest rate to be zero, $\rho \in [-1, 1]$, W and B are two independent Brownian motions. We denote by \mathcal{F}^W and \mathcal{F}^B the σ -algebra generated by W and B , respectively, and $\mathcal{F} := \mathcal{F}^W \vee \mathcal{F}^B$. Moreover, σ is a stochastic process adapted to the filtration

generated by W . Notice that (14) includes the cases of local volatilities, classical stochastic volatility models (where σ is assumed to be a diffusion) and fractional volatilities (where σ is driven by a fractional Brownian motion). In particular, it includes the case of rough volatilities (fractional volatilities with Hurst parameter $H < \frac{1}{2}$).

We denote by $C_{BS}(t, T, X_t, k, \sigma)$ the Black-Scholes price at time t of a European call with time to maturity T , log-strike price $k := \ln K$, and by $I_t(T, k)$ the corresponding Black-Scholes implied volatility. Moreover, we denote as $k^* = \ln(S_t)$ the at-the-money strike.

Now we introduce the general results on the short-end behaviour of the volatility skew that we use in this section.

3.1 Short-end limit of the skew slope

Let us fix $t \in [0, T]$ and consider the following hypotheses.

Hypothesis 5 *The process $\sigma = (\sigma_s)_{s \in [t, T]}$ is positive and continuous a.s., and satisfies that for all $s \in [t, T]$,*

$$c_1 \leq \sigma_s \leq c_2,$$

for some positive constants c_1 and c_2 .

Hypothesis 6 *$\sigma \in \mathbb{L}_W^{2,2}$, and there exist $C > 0$ and $H \in (0, 1)$ such that for all $t \leq \tau \leq \theta \leq r \leq u \leq T$ and for all $p > 0$*

$$\begin{aligned} (E|(D_\theta^W \sigma_r^2)|^p)^{\frac{1}{p}} &\leq C_t(r - \theta)^{H - \frac{1}{2}}, \\ (E|(D_\theta^W D_r^W \sigma_u^2)|^p)^{\frac{1}{p}} &\leq C_t(u - r)^{H - \frac{1}{2}}(u - \theta)^{H - \frac{1}{2}}, \end{aligned}$$

for some positive constant C_t .

Hypothesis 7 *Hypothesis 4 holds and the following quantity*

$$\frac{1}{(T - t)^{\frac{3}{2} + H}} \mathbb{E}_t \int_t^T \left(\int_s^T D_s^W \sigma_u^2 du \right) ds$$

where \mathbb{E}_t denotes the expectation with respect to \mathcal{F}_t , has a finite limit as $T \rightarrow t$

Under the above hypotheses, the at-the-money short-end skew slope of the implied volatility can be computed from the following adaptation of Theorem 6.3 in Alòs, León and Vives (2007) (see also Theorem 7.5.2 in Alòs and García-Lorite (2021)).

Theorem 2 *Assume that Hypotheses 5, 6 and 7, hold for some $t \in [0, T]$. Then*

$$\lim_{T \rightarrow t} (T - t)^{\frac{1}{2} - H} \partial_k I_t(T, k^*) = \frac{\rho}{2\sigma_t^2} \lim_{T \rightarrow t} \frac{1}{(T - t)^{\frac{3}{2} + H}} \mathbb{E}_t \left(\int_t^T \left(\int_r^T D_r^W \sigma_u^2 du \right) dr \right). \quad (15)$$

3.2 The skew in local volatility models

Now let us consider a local volatility model as in (5). First of all we recall the case of differentiable local volatilities with bounded derivatives.

3.2.1 Regular local volatilities

If the local volatility function is bounded with bounded derivatives, the model (5) satisfies Hypotheses 5, 6 and 7 for any $t \in [0, T]$, with $\sigma_u = \sigma(u, S_u)$ and $\gamma = 0$. Then Theorem 2 gives us that, for every fixed t , $\lim_{T \rightarrow t} \partial_k I_t(T, k^*)$ is finite. Moreover, as

$$D_r^W \sigma^2(u, S_u) = 2\sigma(u, S_u) \partial_x \sigma(u, S_u) D_r^W S_u$$

and $D_r^W S_u \rightarrow \sigma(u, S_u) S_u$ as $r \rightarrow u$, we get (see Alòs and García-Lorite (2021))

$$\begin{aligned} & \lim_{T \rightarrow t} \partial_k I_t(T, k^*) \\ &= \frac{1}{2\sigma^2(t, S_t)} \lim_{T \rightarrow t} \frac{1}{(T-t)^2} \mathbb{E}_t \left(\int_t^T \left(\int_r^T D_r^W \sigma^2(u, S_u) du \right) dr \right) \\ &= \frac{1}{\sigma^2(t, S_t)} \lim_{T \rightarrow t} \frac{1}{(T-t)^2} \mathbb{E}_t \left(\int_t^T \left(\int_r^T \partial_x \sigma(u, S_u) \sigma(u, S_u) D_r S_u du \right) dr \right) \\ &= \lim_{T \rightarrow t} \frac{1}{(T-t)^2} \mathbb{E}_t \left(\int_t^T \left(\int_r^T \partial_x \sigma(u, S_u) S_u du \right) dr \right) \\ &= \lim_{T \rightarrow t} \frac{1}{(T-t)^2} \mathbb{E}_t \left(\int_t^T \partial_x \sigma(u, S_u) S_u \left(\int_t^u dr \right) du \right). \end{aligned} \tag{16}$$

Now, notice that

$$S_u \partial_x \sigma(u, S_u) = \partial_X \hat{\sigma}(u, X_u),$$

where $\hat{\sigma}$ denotes the local volatility function in terms of the log-price X . Then

$$\begin{aligned} & \lim_{T \rightarrow t} \partial_k I_t(T, k^*) \\ &= \lim_{T \rightarrow t} \frac{1}{(T-t)^2} \mathbb{E}_t \left(\int_t^T \partial_x \hat{\sigma}(u, X_u) \left(\int_t^u dr \right) du \right) \\ &= \frac{1}{2} \partial_X \hat{\sigma}(t, X_t). \end{aligned} \tag{17}$$

Remark 3 *The above is consistent with the one-half rule, this heuristic relationship was introduced by Derman, Kani, and Zou (1996). According to this rule, in the short end, the local volatility varies with the asset price twice as fast as the implied volatility varies with the strike. This rule has been proved for stochastic volatility models via different techniques (see Derman, Kani, and Zou (1996), Gatheral (2006), Lee (2001), or Alòs and García-Lorite (2021)).*

3.2.2 The rough local volatility case

Now, assume that Hypotheses 1, 2, and 3 hold for some $\gamma > 0$. Under these hypotheses the local volatility has a singularity at $(0, S_0)$, and then we refer to it as a 'rough local volatility'. Now, as

$$D_\theta^W \sigma_u^2 = 2\sigma(u, S_u) \partial_x \sigma(u, S_u) D_\theta^W S_u$$

and

$$\begin{aligned} D_\theta^W D_r^W \sigma^2(u, S_u) &= 2(\partial_x \sigma(u, S_u))^2 D_\theta^W S_u D_r^W S_u \\ &+ 2\sigma(u, S_u) \partial_{SS}^2 \sigma(u, S_u) D_\theta^W S_u D_r^W S_u \\ &+ 2\sigma(u, S_u) \partial_x \sigma(u, S_u) D_\theta^W D_r^W S_u, \end{aligned} \quad (18)$$

a direct computation leads to

$$(E(D_\theta^W \sigma_u^2)^p)^{\frac{1}{p}} \leq C u^{-\gamma}$$

and

$$(E(D_\theta^W D_r^W \sigma_u^2)^p)^{\frac{1}{p}} \leq C u^{-2\gamma}.$$

Notice that, if $t > 0$, $u^{-\gamma} < t^{-\gamma}$ and then Hypothesis 6 holds with $H = \frac{1}{2}$, which implies that the one-half rule is satisfied. Nevertheless, if $t = 0$, this hypothesis holds with $H = \frac{1}{2} - \gamma$. Then, the one-half rule does not hold in this case, and we have the following result

Theorem 4 *Consider a local volatility model satisfying Hypotheses 1, 2, 3, 4, and 7 with $t = 0$. Then*

$$\lim_{T \rightarrow 0} T^{\frac{1}{2}-H} \partial_k I_0(T, k^*) = \frac{1}{\frac{3}{2} + H} \lim_{T \rightarrow 0} T^{\frac{1}{2}-H} \partial_x \hat{\sigma}(T, X_T),$$

where $\hat{\sigma}$ denotes the local volatility function in terms of the log-price X and $H = \frac{1}{2} - \gamma$.

Proof. As

$$\begin{aligned} D_r^W \sigma^2(u, S_u) &= 2\sigma(u, S_u) D_r^W (\sigma(u, S_u)) \\ &= 2\sigma(u, S_u) \partial_x \sigma(u, S_u) D_r^W S_u, \end{aligned} \quad (19)$$

Then, a direct application of Theorem 2 and Equation (7) give us that

$$\lim_{T \rightarrow 0} T^{\frac{1}{2}-H} \partial_k I_0(T, k^*) \quad (20)$$

$$= \frac{1}{2\sigma(0, S_0)^2} \lim_{T \rightarrow 0} \frac{1}{T^{\frac{3}{2}+H}} \int_0^T \left(\int_r^T 2\sigma(u, S_u) \partial_x \sigma(u, S_u) \sigma(r, S_r) S_r du \right) dr. \quad (21)$$

Now, because of the continuity of the local volatility function σ and the asset price S we can write

$$\lim_{T \rightarrow 0} T^{\frac{1}{2}-H} \partial_k I_0(T, k^*) = \lim_{T \rightarrow 0} \frac{1}{T^{\frac{3}{2}+H}} \int_0^T \left(\int_r^T S_u \partial_x \sigma(u, S_u) du \right) dr. \quad (22)$$

Now, as

$$S_u \partial_x \sigma(u, S_u) = \partial_X \hat{\sigma}(u, X_u),$$

where $\hat{\sigma}$ denotes the local volatility function in terms of the log-price X . Then

$$\lim_{T \rightarrow 0} T^{\frac{1}{2}-H} \partial_k I_0(T, k^*) \quad (23)$$

$$= \lim_{T \rightarrow 0} \frac{1}{T^{\frac{3}{2}+H}} \int_0^T \left(\int_r^T \partial_x \hat{\sigma}(u, x_u) du \right) dr \quad (24)$$

$$= \lim_{T \rightarrow 0} \frac{1}{T^{\frac{3}{2}+H}} \int_0^T u \partial_x \hat{\sigma}(u, X_u) du. \quad (25)$$

Now, a direct application of l'Hôpital rule gives us that

$$\lim_{T \rightarrow 0} T^{\frac{1}{2}-H} \partial_k I_0(T, k^*) \quad (26)$$

$$= \lim_{T \rightarrow 0} \frac{1}{T^{\frac{3}{2}+H}} \int_0^T \left(\int_r^T \partial_x \hat{\sigma}(u, X_u) du \right) dr \quad (27)$$

$$= \lim_{T \rightarrow 0} \frac{1}{\left(\frac{3}{2} + H\right)} T^{\frac{1}{2}+H} T \partial_x \hat{\sigma}(T, X_T) du \quad (28)$$

$$= \frac{1}{\frac{3}{2} + H} \lim_{T \rightarrow 0} T^{\frac{1}{2}-H} \partial_x \hat{\sigma}(T, X_T), \quad (29)$$

as we wanted to prove. ■

Remark 5 *The above result recovers the recent results by Bourgey, De Marco, Friz, and Pigato (2022).*

Remark 6 *This relationship between the local and implied volatility implies that, given a model for the volatility process σ , the local and the implied skew slopes follow the same power law.*

Remark 7 *The above result seems to be in contradiction with real market practice, where the one-half rule is observed (see Derman, Kani, and Zou (1996)). However, both facts are compatible. Even when a rough local volatility will satisfy the above $\frac{1}{H+\frac{3}{2}}$ rule, local volatilities computed in real market practice are never 'rough', but they are regularized near maturity, as we can see in the following example.*

Example 8 *In Figure 1 we present the empirical ratio between the at-the-money skew slope of the implied and the local volatility corresponding to the EUROSTOXX50E index, with date July 14 2023. In the plot the shortest market maturity is $T = 0.03$. Then, the computation of the local volatility from $T = 0$ up to $T = 0.03$ was computed via a regularization procedure¹, which leads in practice to a regular local volatility function, with a (even high) finite skew slope limit. Then, the one-half rule is satisfied, as predicted in Section 3.2.1.*

¹For example we can suppose a local volatility flat between 0 to first Monte Carlo, or even to use a

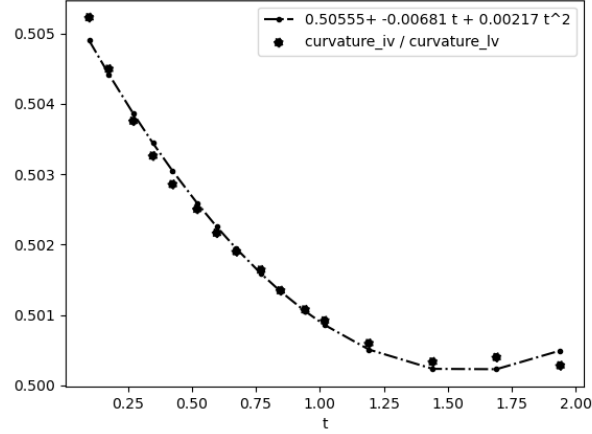


Figure 1: Empirical $\frac{\partial_k^2 I_0(T, k^*)}{\partial_\sigma^2 \bar{\sigma}(T, X_T)}$ for market data of EUROSTOXX50E index.

4 The curvature

Consider $t \in [0, T]$ and assume the following

Hypothesis 8 *There exists $H \in (0, 1)$ such that, for all $t < \tau < \theta < r < u$,*

$$(E|(D_\tau^W D_\theta^W D_r^W \sigma_u^2)|^p)^{\frac{1}{p}} \leq C(u-r)^{H-\frac{1}{2}}(u-\theta)^{H-\frac{1}{2}}(u-\tau)^{H-\frac{1}{2}}.$$

Hypothesis 9 *There exists $H \in (0, 1)$ such that the following quantities have a finite limit as $T \rightarrow t$*

$$\begin{aligned} & \frac{1}{(T-t)^{2+2H}} \mathbb{E}_t \int_t^T \left(\mathbb{E}_r \int_r^T D_r^W \sigma_u^2 du \right)^2 dr \\ & \frac{1}{(T-t)^{2+2H}} \mathbb{E}_t \int_t^T \left(\int_s^T D_s^W \left(\sigma_r \int_s^T D_s^W \sigma_u^2 du \right) dr \right) ds \\ & \frac{1}{T^{2+2H}} \mathbb{E} \left(\int_0^T \int_s^T D_s^W \left(\sigma_r \int_r^T D_r^W \sigma_u^2 du \right) dr ds \right). \end{aligned}$$

Let us recall the following result, that is an adaptation of Theorem 4.6 in Alòs and León (2017) (see also Theorem 8.3.3 in Alòs and García-Lorite (2021)).

discretization of the following asymptotic expression

$$\lim_{T \rightarrow 0} I_0(T, K) = \frac{\log\left(\frac{K}{S_T}\right)}{\int_{S_T}^K \frac{1}{\sigma(T, u)} du}$$

Theorem 9 Take $t \in [0, T]$. Then, under Hypothesis 5-9, and for every fixed $t \in [0, T]$,

$$\begin{aligned}
& \lim_{T \rightarrow t} (T-t)^{1-2H} \partial_{kk}^2 I_t(T, k^*) \\
&= \frac{1}{4\sigma_t^5} \lim_{T \rightarrow t} \frac{1}{(T-t)^{2+2H}} \mathbb{E} \left(\int_t^T \left(\mathbb{E}_r \int_r^T D_r^W \sigma_u^2 du \right)^2 dr \right) \\
&- \frac{3\rho^2}{2\sigma_t^5} \lim_{T \rightarrow t} \frac{1}{(T-t)^{3+2H}} \mathbb{E} \left(\int_t^T \left(\int_r^T D_r^W \sigma_u^2 du \right) dr \right)^2 \\
&+ \frac{\rho^2}{\sigma_t^4} \lim_{T \rightarrow t} \frac{1}{(T-t)^{2+2H}} \mathbb{E} \left(\int_t^T \int_s^T D_s^W \left(\sigma_r \int_r^T D_r^W \sigma_u^2 du \right) dr ds \right).
\end{aligned} \tag{30}$$

Similar arguments as in Section 3 give us that, for fixed $t > 0$ and under hypotheses 1-4, 5-9 with $\gamma = 0$ the expression $\partial_{kk}^2 I_t(T, k^*)$ tends to a finite quantity. Nevertheless, if $t = 0$, 5-9 hold for $H = \frac{1}{2} - \gamma$. In this case, we can prove the following result.

Theorem 10 Under Hypothesis 1- 4,

$$\begin{aligned}
& \lim_{T \rightarrow 0} T^{1-2H} \partial_{kk}^2 I_0(T, k^*) \\
&= \frac{1}{\sigma(0, S_0)} \lim_{u \rightarrow 0} u^{1-2H} (\partial_x \hat{\sigma}(u, X_u))^2 \\
&\times \left[\frac{3}{(H + \frac{3}{2})(H + 1)} - \frac{6}{(H + \frac{3}{2})^2} + \frac{1}{2(H + 1)} \right] \\
&+ \frac{1}{2(1 + H)} \lim_{T \rightarrow 0} T^{1-2H} \partial_{xx}^2 \hat{\sigma}(T, X_T),
\end{aligned} \tag{31}$$

where $H = \frac{1}{2} - \gamma$.

Proof. Because of Theorem 9, we know that the limit

$$\lim_{T \rightarrow 0} T^{1-2H} \partial_{kk}^2 I_0(T, k^*)$$

is finite. Moreover, as local volatilities replicate vanilla prices, the result in Theorem 9 is also true if we replace the spot volatility σ_u by the local volatility $\sigma(u, S_u)$. Then we can

write

$$\begin{aligned}
& \lim_{T \rightarrow 0} T^{1-2H} \partial_{kk}^2 I_0(T, k^*) \\
&= \frac{1}{4\sigma(0, S_0)^5} \lim_{T \rightarrow 0} \frac{1}{T^{2+2H}} \mathbb{E}_t \left(\int_t^T \left(\mathbb{E}_r \int_r^T D_r^W \sigma^2(u, S_u) du \right)^2 dr \right) \\
&- \frac{3}{2\sigma(0, S_0)^5} \lim_{T \rightarrow 0} \frac{1}{T^{3+2H}} \mathbb{E}_t \left(\int_t^T \left(\int_r^T D_r^W \sigma^2(u, S_u) du \right)^2 dr \right) \\
&+ \frac{1}{\sigma(0, S_0)^4} \lim_{T \rightarrow 0} \frac{1}{T^{2+2H}} \mathbb{E}_t \left(\int_t^T \int_s^T D_s^W \left(\sigma(r, S_r) \int_r^T D_r^W \sigma^2(u, S_u) du \right) dr ds \right) \\
&= T_1 + T_2 + T_3.
\end{aligned} \tag{32}$$

Now the proof is decomposed into several steps.

Step 1 Let us study the term T_1 . Let us study the term T_1 . As

$$D_r^W \sigma^2(u, S_u) = 2\sigma(u, S_u) \partial_x \sigma(u, S_u) D_r^W S_u, \tag{33}$$

and because of the continuity of σ , and S , we get

$$T_1 = \frac{1}{\sigma(0, S_0)} \lim_{T \rightarrow 0} \frac{1}{T^{2+2H}} \mathbb{E} \left(\int_0^T \left(\mathbb{E}_r \int_r^T \partial_x \sigma(u, S_u) S_u du \right)^2 dr \right) \tag{34}$$

$$= \frac{1}{\sigma(0, S_0)} \lim_{T \rightarrow 0} \frac{1}{T^{2+2H}} \mathbb{E} \left(\int_0^T \left(\mathbb{E}_r \int_r^T \partial_x \hat{\sigma}(u, X_u) du \right)^2 dr \right). \tag{35}$$

Because of Theorem 4 we know that

$$u^{\frac{1}{2}-H} \partial_x \hat{\sigma}(u, X_u)$$

tends to a finite limit. Then we can write

$$\begin{aligned}
& T_1 \\
&= \frac{1}{\sigma(0, S_0)} \lim_{u \rightarrow 0} u^{1-2H} (\partial_x \hat{\sigma}(u, X_u))^2 \lim_{T \rightarrow 0} \frac{\int_0^T \left(\int_r^T u^{H-\frac{1}{2}} du \right)^2 dr}{(T-t)^{2+2H}} \\
&= \frac{1}{\sigma(0, S_0)} \lim_{u \rightarrow 0} u^{1-2H} (\partial_x \hat{\sigma}(u, X_u))^2 \lim_{T \rightarrow 0} \frac{\int_0^T [(T-t)^{H+\frac{1}{2}} - (r-t)^{H+\frac{1}{2}}]^2 dr}{(H+\frac{1}{2})^2 T^{2+2H}} \\
&= \frac{1}{\sigma(0, S_0) (H+\frac{1}{2})^2} \left(1 - \frac{2}{(H+\frac{3}{2})} + \frac{1}{2H+2} \right) \lim_{u \rightarrow 0} u^{1-2H} (\partial_x \hat{\sigma}(u, X_u))^2.
\end{aligned} \tag{36}$$

Now, notice that

$$1 - \frac{2}{(H+\frac{3}{2})} + \frac{1}{2H+2} = \frac{(H+\frac{1}{2})^2}{(H+\frac{3}{2})(H+1)},$$

and then

$$T_1 = \frac{1}{\sigma(0, S_0)} \frac{1}{(H + \frac{3}{2})(H + 1)} \lim_{u \rightarrow 0} u^{1-2H} (\partial_x \hat{\sigma}(u, X_u))^2. \quad (37)$$

Step 2 In a similar way,

$$\begin{aligned} T_2 &= -\frac{6}{\sigma(0, S_0)} \lim_{u \rightarrow 0} u^{1-2H} (\partial_x \hat{\sigma}(u, X_u))^2 \lim_{T \rightarrow 0} \frac{1}{(T-t)^{3+2H}} \left(\int_0^T \left(\int_r^T u^{H-\frac{1}{2}} du \right) dr \right)^2 \\ &= -\frac{6}{\sigma(t, S_t)} \frac{1}{(H + \frac{3}{2})^2} \lim_{u \rightarrow 0} u^{1-2H} (\partial_x \hat{\sigma}(u, X_u))^2. \end{aligned} \quad (38)$$

Step 3 Let us now study the term T_3 . Similar arguments as before allow us to write

$$\begin{aligned} T_3 &= \frac{1}{\sigma(0, S_0)^4} \lim_{T \rightarrow 0} \frac{1}{T^{2+2H}} \mathbb{E} \left(\int_0^T \int_s^T D_s^W \left(\sigma(r, S_r) \int_r^T D_r^W \sigma^2(u, S_u) du \right) dr ds \right) \\ &= \frac{1}{\sigma(0, S_0)^4} \lim_{T \rightarrow 0} \frac{1}{T^{2+2H}} \mathbb{E} \left(\int_0^T \int_s^T \left(D_s^W \sigma(r, S_r) \int_r^T D_r^W \sigma^2(u, S_u) du \right) dr ds \right) \\ &+ \frac{1}{\sigma(0, S_0)^4} \lim_{T \rightarrow 0} \frac{1}{T^{2+2H}} \mathbb{E} \left(\int_0^T \int_s^T \left(\sigma(r, S_r) \int_r^T D_s^W D_r^W \sigma^2(u, S_u) du \right) dr ds \right) \\ &= T_3^1 + T_3^2. \end{aligned} \quad (39)$$

As $D_s^W \sigma(r, S_r) = \partial_x \sigma(r, S_r) D_s^W S_r$, the continuity of σ and S allows us to write

$$\begin{aligned} T_3^1 &= \frac{2}{\sigma(0, S_0)} \lim_{T \rightarrow 0} \frac{1}{T^{2+2H}} \mathbb{E} \left(\int_0^T \int_s^T \left(\partial_x \sigma(r, S_r) S_r \int_r^T \partial_x \sigma(u, S_u) S_u du \right) dr ds \right) \\ &= \frac{2}{\sigma(0, S_0)} \lim_{T \rightarrow 0} \frac{1}{T^{2H}} \mathbb{E} \left(\int_0^T \int_s^T \left(\partial_x \hat{\sigma}(r, X_r) \int_r^T \partial_x \hat{\sigma}(u, X_u) du \right) dr ds \right). \end{aligned} \quad (40)$$

Then, as $u^{\frac{1}{2}-H} \partial_x \hat{\sigma}(u, X_u)$ has a finite limit, we get

$$\begin{aligned} T_3^1 &= \frac{1}{\sigma(0, S_0)} \lim_{u \rightarrow 0} u^{1-2H} (\partial_x \hat{\sigma}(u, X_u))^2 \\ &\quad \times \frac{1}{T^{2+2H}} \left(\int_0^T \left(\int_r^T u^{H-\frac{1}{2}} du \right)^2 dr \right) \\ &= \frac{1}{\sigma(0, S_0)} \frac{1}{(H + \frac{3}{2})(H + 1)} \lim_{u \rightarrow 0} u^{1-2H} (\partial_x \hat{\sigma}(u, X_u))^2. \end{aligned} \quad (41)$$

On the other hand,

$$\begin{aligned} T_3^2 &= \frac{1}{\sigma(0, S_0)^4} \lim_{T \rightarrow 0} \frac{1}{(T-t)^{2+2H}} \mathbb{E} \left(\int_0^T \int_s^T \left(\sigma(r, S_r) \int_r^T D_s^W D_r^W \sigma^2(u, S_u) du \right) dr ds \right) \\ &= \frac{1}{\sigma(0, S_0)^3} \lim_{T \rightarrow 0} \frac{1}{T^{2+2H}} \mathbb{E} \left(\int_0^T \int_s^T \left(\int_r^T D_s^W D_r^W \sigma^2(u, S_u) du \right) dr ds \right) \end{aligned} \quad (42)$$

Now, notice that

$$\begin{aligned}
D_\theta^W D_r^W \sigma^2(u, S_u) &= 2(\partial_x \sigma(u, S_u))^2 D_\theta^W S_u D_r^W S_u \\
&+ 2\sigma(u, S_u) \partial_{SS}^2 \sigma(u, S_u) D_\theta^W S_u D_r^W S_u \\
&+ 2\sigma(u, S_u) \partial_x \sigma(u, S_u) D_\theta^W D_r^W S_u
\end{aligned} \tag{43}$$

Then

$$\begin{aligned}
T_3^2 &= \frac{2}{\sigma(0, S_0)} \lim_{u \rightarrow 0} u^{1-2H} (\partial_x \hat{\sigma}(u, X_u))^2 \\
&\times \frac{1}{T^{2+2H}} \left(\int_0^T \int_s^T \int_r^T u^{2H-1} dudrds \right) \\
&+ 2 \lim_{T \rightarrow 0} \frac{1}{(T-t)^{2+2H}} \mathbb{E} \left(\int_0^T \int_s^T \left(\int_r^T [\partial_{SS}^2 \sigma(u, S_u) S_u^2 + \partial_x \sigma(u, S_u) S_u] du \right) drds \right) \\
&+ \frac{2}{\sigma(t, S_t)} \lim_{u \rightarrow 0} u^{1-2H} (\partial_x \hat{\sigma}(u, X_u))^2 \\
&\times \frac{1}{T^{2+2H}} \left(\int_0^T \int_s^T (r-t)^{H-\frac{1}{2}} \left(\int_r^T u^{H-\frac{1}{2}} du \right) drds \right) \\
&= \frac{1}{\sigma(0, S_0)} \lim_{u \rightarrow 0} u^{1-2H} (\partial_x \hat{\sigma}(u, X_u))^2 \frac{1}{2(H+1)} \left(1 + \frac{2}{(H+\frac{3}{2})} \right) \\
&+ 2 \lim_{T \rightarrow 0} \frac{1}{T^{2+2H}} \mathbb{E} \left(\int_0^T \int_s^T \left(\int_r^T [\partial_{SS}^2 \sigma(u, S_u) S_u^2 + \partial_x \sigma(u, S_u) S_u] du \right) drds \right) \\
&= \frac{1}{2\sigma(0, S_0)(H+1)} \left(1 + \frac{2}{(H+\frac{3}{2})} \right) \lim_{u \rightarrow 0} u^{1-2H} (\partial_x \hat{\sigma}(u, X_u))^2 \\
&+ \lim_{T \rightarrow 0} \frac{1}{T^{2+2H}} \mathbb{E} \left(\int_0^T \int_s^T \int_r^T \partial_{xx}^2 \hat{\sigma}(u, X_u) u^2 dudrds \right).
\end{aligned} \tag{44}$$

Notice that, as all the other limits exist and are finite, the last term in the above equation is finite. Then, a direct application of l'Hôpital rule allows us to write

$$\begin{aligned}
T_3^2 &= \frac{1}{2\sigma(0, S_0)(H+1)} \left(1 + \frac{2}{(H+\frac{3}{2})} \right) \lim_{u \rightarrow 0} u^{1-2H} (\partial_x \hat{\sigma}(u, X_u))^2 \\
&+ \frac{1}{2(1+H)} \lim_{T \rightarrow 0} T^{1-2H} \partial_{xx}^2 \hat{\sigma}(T, X_T).
\end{aligned} \tag{45}$$

Now, (37), (38), (41), and (45) give us that

$$\begin{aligned}
& \lim_{T \rightarrow 0} T^{1-2H} \partial_{kk}^2 I_0(T, k^*) \\
&= \frac{1}{\sigma(0, S_0)} \lim_{u \rightarrow 0} u^{1-2H} (\partial_x \hat{\sigma}(u, X_u))^2 \\
&\quad \times \left[\frac{3}{(H + \frac{3}{2})(H + 1)} - \frac{6}{(H + \frac{3}{2})^2} + \frac{1}{2(H + 1)} \right] \\
&+ \frac{1}{2(1 + H)} \lim_{T \rightarrow 0} T^{1-2H} \partial_{xx}^2 \hat{\sigma}(T, X_T), \tag{46}
\end{aligned}$$

as we wanted to prove. ■

Remark 11 Notice that, if $H = \frac{1}{2}$, the above reduces to

$$\begin{aligned}
& \lim_{T \rightarrow 0} T^{1-2H} \partial_{kk}^2 I_0(T, k^*) \\
&= -\frac{1}{6\sigma(0, S_0)} \lim_{u \rightarrow 0} u^{1-2H} (\partial_x \hat{\sigma}(u, X_u))^2 \\
&+ \frac{1}{3} \lim_{T \rightarrow 0} T^{1-2H} \partial_{xx}^2 \hat{\sigma}(T, X_T), \tag{47}
\end{aligned}$$

according to Equation (8.4.3) in Alòs and García-Lorite (2021). On the other hand, in the uncorrelated case $\rho = 0$ it reads

$$\lim_{T \rightarrow 0} \partial_{kk}^2 I_0(T, k^*) = \frac{1}{2(H + 1)} \lim_{T \rightarrow 0} \partial_{xx}^2 \hat{\sigma}(T, X_T). \tag{48}$$

In particular, if $\rho = 0$ and $H = \frac{1}{2}$, we get

$$\lim_{T \rightarrow 0} \partial_{kk}^2 I_0(T, k^*) = \frac{1}{3} \lim_{T \rightarrow 0} \partial_{xx}^2 \hat{\sigma}(T, X_T), \tag{49}$$

according to the results in Hagan, Kumar, Lesniewski, and Woodward (2002).

Remark 12 As

$$\lim_{T \rightarrow t} T^{1-2H} (\partial_x \hat{\sigma}(T, X_T))^2 = 4 \lim_{T \rightarrow 0} T^{1-2H} (\partial_k I_0(T, k^*))^2$$

the result in Theorem 10 can be written as

$$\begin{aligned}
& \frac{1}{2(1 + H)} \lim_{T \rightarrow 0} T^{1-2H} \partial_{xx}^2 \hat{\sigma}(T, X_T) \\
&= \lim_{T \rightarrow 0} T^{1-2H} \partial_{kk}^2 I_0(T, k^*) \\
&\quad - \frac{4}{\sigma(0, S_0)} \lim_{T \rightarrow 0} T^{1-2H} (\partial_k I_0(T, k^*))^2 \\
&\quad \times \left[\frac{3}{(H + \frac{3}{2})(H + 1)} - \frac{6}{(H + \frac{3}{2})^2} + \frac{1}{2(H + 1)} \right]. \tag{50}
\end{aligned}$$

Remark 13 *This relationship between the local and implied volatility implies that, given a model for the volatility process σ , the local and the implied curvature satisfy the same power law.*

5 Numerical Results

This section is devoted to the numerical study of the relationship between the skews and curvatures of local and implied volatilities. Towards this end, we generate local volatility models satisfying the hypotheses required in the previous section, and we compare with the corresponding implied volatility behaviour.

Example 14 (The skew) *Consider the rough Bergomi model with the volatility process given by*

$$\sigma_t = \sigma_0 \exp \left(\nu \sqrt{2H} W_t^H - \frac{1}{2} \nu^2 t^{2H} \right),$$

where $W_t^H = \int_0^t (t-s)^{H-\frac{1}{2}} dW_s$ (see Bayer, Friz, and Gatheral(2016)). The set of parameters used in the simulation is the following $S_0 = 100$, $\nu = 1.1$, $\sigma_0 = 0.3$, and $\rho = -0.6$. We estimate the corresponding at-the-money implied and local volatility skews of a European call option as a function of maturity. One can show that the following representation of $\sigma^2(T, K)$ holds

$$\sigma^2(T, K) = \frac{\mathbb{E}_t \left(\sigma_t^2 \phi(d(t, T, S_t, K)) \right)}{\mathbb{E}_t \left(\phi(d(t, T, S_t, K)) \right)} \quad (51)$$

where $\phi(\cdot)$ is a density function of a standard Gaussian variable, $v_{t,T} = \sqrt{\frac{\int_t^T \sigma_u^2 du}{T-t}}$ and $d(t, T, S_t, K) = \frac{\log(\frac{K}{S_t}) + \frac{(T-t)v_{t,T}}{2} - \rho \int_t^T \sigma_u dB_u}{\sqrt{1-\rho^2} \sqrt{T-t} v_{t,T}}$. To compute the at-the-money skew of the local volatility, we compute ∂_K in (51) i.e

$$\begin{aligned} \partial_K \sigma(T, K) = & \\ & \frac{\mathbb{E}_t \left(\frac{\sigma_T^2 d(t, T, x_t, K, v_{t,T})}{v_t^2 K \sqrt{T-t}} \phi(d(t, T, x_t, K, v_{t,T})) \right) - \sigma^2(T, K) \mathbb{E}_t \left(\frac{d(t, T, x_t, K, v_{t,T}) \phi(d(t, T, x_t, K, v_{t,T}))}{K v_t^2 \sqrt{T-t}} \right)}{2\sigma(T, K) \mathbb{E}_t \left(\frac{\phi(d(t, T, x_t, K, v_{t,T}))}{v_{t,T}} \right)} \end{aligned} \quad (52)$$

To compute the at-the-money skew of the implied volatility we use finite difference method² i.e

$$\partial_K I(T, K) \approx \frac{I(T, K+h) - I(T, K-h)}{2h}.$$

²Another way to get the skew is to take the derivative with respect to K in

$$\mathbb{E}((S_T - K)^+) = BS(T, K, I(T, K)).$$

Finally, we compute the ratio of the implied volatility skew over the local volatility skew for $H = \frac{1}{2}$ and $H = 0.2$ and we show, that in the limit, $\frac{\partial_k I_0(T, k^*)}{\partial_x \bar{\sigma}(T, X_T)}$ goes to $\frac{1}{H + \frac{3}{2}} = 0.5$ and $\frac{1}{H + \frac{3}{2}} = 0.588$, respectively. These coincide with the theoretical results provided in Theorem 4 and Remark 6. In Figure 2 we show the results that we have obtained from the Monte Carlo simulation

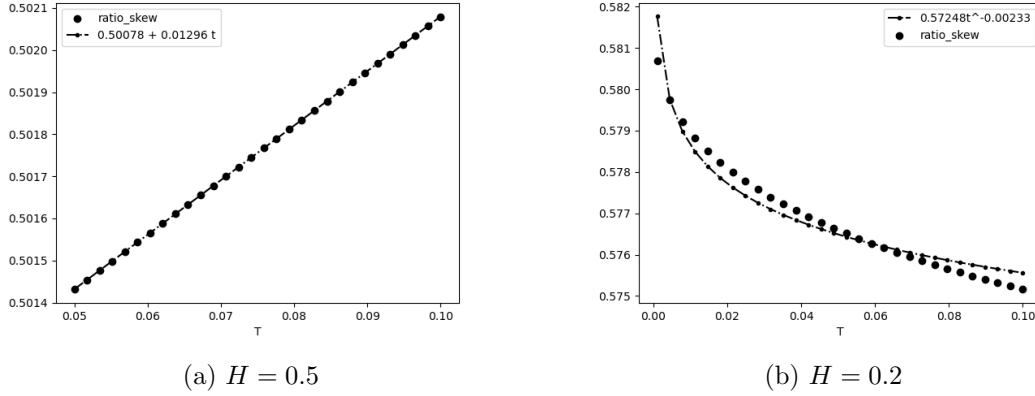


Figure 2: $\frac{\partial_k I_0(T, k^*)}{\partial_x \bar{\sigma}(T, X_T)}$ as a function of T

Example 15 The goal of this example is to show that the behaviour of the curvature in the SABR model

$$dF_t = \sigma_t F_t^\beta (\rho dW_t + \sqrt{1 - \rho^2} dB_t)$$

with $\beta = 1$, where the volatility is given by

$$\sigma_t = \alpha \exp\left(-\frac{\nu^2}{2}t + \nu B_t\right),$$

is in accordance with Remark 11. In order to show this we use the following approximation of the local volatility equivalent (see [13] for more details) for a log-normal SABR model

$$\sigma(T, K) \approx \alpha \sqrt{1 + 2\rho\nu y(K) + \nu^2 y^2(K)}$$

Then we get the following expression for the skew

$$\partial_k I(T, K) = -\frac{\mathbb{E}(I(S_T > K)) - \partial_K BS(T, K, I(T, K))}{\partial_\sigma BS(T, K, I(T, K))}.$$

Notice that the term $\mathbb{E}(I(S_T > K))$ can be estimated in the same simulation where we get the price of the option. We have checked both approaches and we have confirmed that they lead to identical results.

with $y(K) = \frac{\log(\frac{K}{S_0})}{\alpha}$. Then we have the following expressions for the skew and curvature

$$\begin{aligned}\partial_K \sigma(T, K) &= \frac{\alpha^2 y'(K) (\rho\nu + \nu^2 y(K))}{\sigma(T, K)} \\ \partial_{K,K} \sigma(T, K) &= \frac{\alpha^2 y''(K) (\rho\nu + \nu y(K)) + (\alpha\nu y'(K))^2 - (\partial_K \sigma(T, K))^2}{\sigma(T, K)}\end{aligned}$$

Therefore, we have that

$$\partial_{k,k} \hat{\sigma}(T, k) = K \partial_K \sigma(T, K) + K^2 \partial_{K,K} \sigma(T, K). \quad (53)$$

In addition, we use the approximation for the implied volatility proposed in [13] for the log-normal case

$$I(T, K) \approx \alpha \frac{z}{x(z)} \left(1 + \left(\frac{1}{4} \rho \nu \alpha + \frac{2 - 3\rho^2}{24} \nu^2 \right) T \right)$$

where $z = \frac{\nu}{\alpha} \log\left(\frac{S_0}{K}\right)$ and $x(z) = \log\left(\frac{\sqrt{1 - 2\rho z + z^2}}{1 - \rho}\right)$. It is straightforward to show that

$$\begin{aligned}\partial_K I(T, K) &= -\nu \frac{f'(z)}{K} m(T) \\ \partial_{K,K} I(T, K) &= \left(\nu \frac{f'(z)}{K^2} + \nu^2 \frac{f''(z)}{\alpha K^2} \right) m(T)\end{aligned}$$

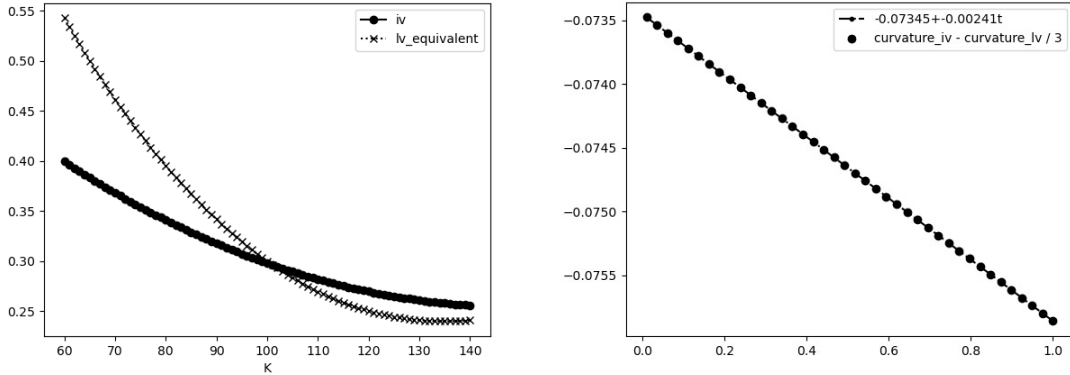
with $m(T) = 1 + \left(\frac{1}{4} \rho \nu \alpha + \frac{2 - 3\rho^2}{24} \nu^2 \right) T$ and $f(z) = \frac{z}{x(z)}$. Therefore

$$\partial_{k,k} I(T, k^*) = K^* \partial_K I(T, K^*) + K^2 \partial_{K,K} I(T, K^*). \quad (54)$$

where $K^* = \exp(k^*)$. Firstly, note that by Remark 11 the curvature of the local volatility is bigger than the curvature of the implied volatility. The difference between the curvatures for the SABR model in the short-end limit term is equal to $\frac{\rho^2 \nu^2}{6\alpha}$. In order to check it we run the Monte Carlo simulation with the following set of parameters for the SABR model $\alpha = 0.3, \nu = 0.6, \rho = -0.6$ and $S_0 = 100$ (notice that then $\frac{\rho^2 \nu^2}{6\alpha} = \frac{0.6^4}{6 \times 0.3} = 0.072$). The results are presented in Figure 3. Recall that Remark 11, gives us that for $\rho = 0$

$$\lim_{T \rightarrow 0} \partial_{k,k}^2 I_0(T, k^*) = \frac{1}{3} \partial_{xx}^2 \hat{\sigma}(T, X_T)$$

This property can be observed in Figure 4.



(a) Local volatility vs Implied volatility at $T = 0.5$ (b) $\partial_{kk}^2 I_0(T, k^*) - \partial_{xx}^2 \hat{\sigma}(T, X_T)$ as a function of T

Figure 3: Local volatility equivalent vs Implied volatility and differences between the curvatures at the short-term.

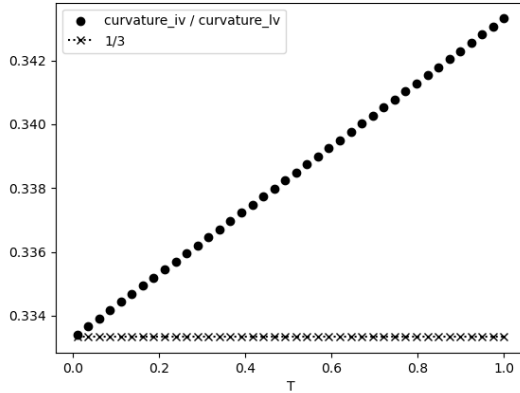


Figure 4: $\frac{\partial_{kk}^2 I_0(T, k^*)}{\partial_{xx}^2 \hat{\sigma}(T, X_T)}$ as a function of T .

Example 16 *In this example, we show that the power law followed by the curvature of the implied volatility and the equivalent local volatility is of order $(T - t)^{1-2H}$ when $0 \leq H < \frac{1}{2}$ for the rough Bergomi model. In order to compute the curvature of the implied volatility avoiding the noise of the Monte Carlo simulation, we use the approximation for the implied volatility proposed by the authors in [10]. The following dynamic for the underlying is assumed*

$$\begin{aligned}\frac{S_t}{\beta(s_t)} &= \sigma_t dW_t \\ \frac{d\xi_t(s)}{\xi_t(s)} &= k(s-t)dB_t \quad t < s.\end{aligned}$$

where $\sigma_t = \sqrt{\xi_t(t)}$, β is a positive continuous function, $\xi_t(s) = \mathbb{E}_t(\xi_s(s))$ and $k(\tau) = \eta\sqrt{2H}t^{H-\frac{1}{2}}$. We must note that different choices of H and $\beta(\cdot)$ lead to different models. For example, when $\beta(s) = s$ we recover the rough Bergomi model, which is our case of interest. The implied volatility approximation proposed in [10] is

$$I(T, k) = I(T, 0) \frac{|y(T, k)|}{\sqrt{G_A(y(k_\beta(k), T))}} \quad (55)$$

where

$$\begin{aligned}y(T, k) &= \frac{k(T-t)}{U_t(T)} \\ U_t(T) &= \sqrt{\frac{1}{T-t} \int_t^T \xi_t(s) ds} \\ k &= \log(K) - k^* \\ k_\beta(k) &= \int_s^k \frac{ds}{\beta(s)}\end{aligned}$$

To estimate $\partial_k I(T, k)$ and $\partial_{k,k} I(T, k)$ we will use finite difference i.e

$$\begin{aligned}\partial_k I(T, k) &= \frac{I(T, k+h) - I(T, k-h)}{2h} \\ \partial_{k,k} I(T, k) &= \frac{I(T, k+h) - 2I(T, k) + I(T, k-h)}{h^2}\end{aligned}$$

On other hand, to estimate the local volatility equivalent and the skew we use (51) and (52), respectively. The curvature is also estimated by finite differences i.e

$$\partial_{K,K} \sigma(T, K) \approx \frac{\partial_K \sigma(T, K+h) - \partial_K \sigma(T, K-h)}{2h}.$$

In Figure 5 we can see that the power law for the curvature of the implied volatility and local volatility coincides. In the Monte Carlo simulation we assumed the following values of parameters $H = 0.2$, $\nu = 1.1$ and $\rho = -0.6$. The result justifies Remark 13.

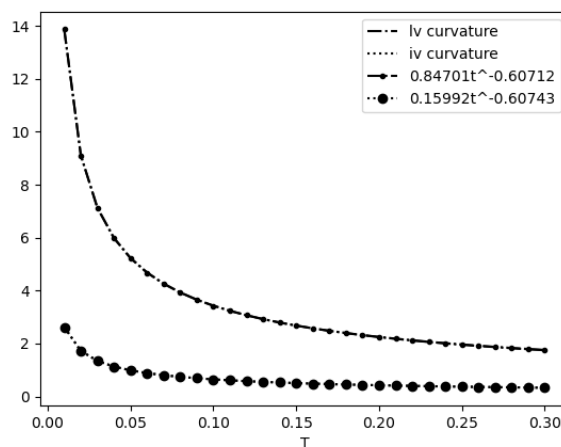


Figure 5: Short-end curvatures of the local volatility and the at-the-money implied volatility.

References

- [1] Alòs, E. (2006). A generalization of the Hull and White formula with applications to option pricing approximation. *Finance Stoch*, 10, pp. 353–365.
- [2] Alòs, E., and García-Lorite, D. (2021). *Malliavin Calculus in Finance*. First edition. | Boca Raton : Chapman & Hall/CRC Press, 2021. | Series: Chapman; Hall/CRC financial mathematics series: Chapman; Hall/CRC. <https://doi.org/10.1201/9781003018681>.
- [3] Alòs, E., León, J., and Vives, J. (2007). On the short-time behavior of the implied volatility for jump-diffusion models with stochastic volatility. *Finance Stoch.*, 11, pp. 571–589.
- [4] Alòs, E., and León, J. A. (2017). On the curvature of the smile in stochastic volatility models. *SIAM Journal on Financial Mathematics* 8 (1): 373–99. <https://doi.org/10.1137/16M1086315>.
- [5] Bayer, C., Friz, P., and Gatheral, J. (2016). Pricing under rough volatility. *Quantitative Finance*, 16(6), pp. 887–904.
- [6] Bourgey, F., De Marco, S., Friz, P., and Pigato, P. (2022). Local volatility under rough volatility. arXiv:2204.02376v1 [q-fin.MF], <https://doi.org/10.48550/arXiv.2204.02376>
- [7] Derman, E., Kani, I., and Zou, J.Z. (1996). The local volatility surface: unlocking the information in index option prices. *Financial Analysts Journal*, 52(4), pp. 25–36

- [8] Dupire, B. (1994). Pricing with a smile. *Risk*, 7, pp. 18–20.
- [9] Fukasawa, M. (2017). Short-time at-the-money skew and rough fractional volatility. *Quantitative Finance*, 17(2), pp. 189–198.
- [10] Fukasawa, M., and Gatheral, J.(2021). A rough SABR formula. *Frontiers of Mathematical Finance*,1,DOI: 10.3934/fmf.2021003
- [11] Gatheral, J. (2006). *The Volatility Surface: A Practitioner’s Guide*. John Wiley & Sons, Inc., Hoboken, New Jersey.
- [12] Göngy, I. (1986). Mimicking the one-dimensional marginal distributions of processes having an ito differential. *Probability Theory and Related Fields*, 71, pp. 501–516.
- [13] Hagan, P.S., Kumar, D., Lesniewski, A.S., and Woodward, D.E. (2002). Managing smile risk. *Wilmott*, September 2002, pp. 84– 108.
- [14] Hull, J. and White, A. (1987) The Pricing of Options on Assets with Stochastic Volatilities. *The Journal of Finance*Volume 42, Issue 2.
- [15] Lee, R. (2001). Implied and local volatilities under stochastic volatility. *International Journal of Theoretical Applied Finance*, 4(1), pp. 45–89,
- [16] Lewis, A., (2000), *Option Valuation under Stochastic Volatility*, Finance Press
- [17] McCrickerd, R., Pakkanen, M., (2018) Turbocharging Monte Carlo pricing for the rough Bergomi model, *Quantitative Finance*, 18:11, 1877-1886, DOI: 10.1080/14697688.2018.1459812
- [18] Nualart, D. (2006). *The Malliavin Calculus and Related Topics*. Probability and its Applications (New York). 2nd edition. Springer-Verlag, Berlin