

THE SELECTIVELY ADAPTIVE LASSO

BY ALEJANDRO SCHULER^{1,a}, YI LI^{1,b} AND MARK VAN DER LAAN^{1,c}

¹*Division of Biostatistics, UC Berkeley, ^aalejandro.schuler@berkeley.edu; ^byi_li@berkeley.edu; ^claan@berkeley.edu*

Machine learning regression methods allow estimation of functions without unrealistic parametric assumptions. Although they can perform exceptionally in prediction error, most lack theoretical convergence rates necessary for semi-parametric efficient estimation (e.g. TMLE, AIPW) of parameters like average treatment effects. The Highly Adaptive Lasso (HAL) is the only regression method proven to converge quickly enough for a meaningfully large class of functions, independent of the dimensionality of the predictors. Unfortunately, HAL is not computationally scalable. In this paper we build upon the theory of HAL to construct the *Selectively Adaptive Lasso* (SAL), a new algorithm which retains HAL's dimension-free, nonparametric convergence rate but which also scales computationally to large high-dimensional datasets. To accomplish this, we prove some general theoretical results pertaining to empirical loss minimization in nested Donsker classes. Our resulting algorithm is a form of gradient tree boosting with an adaptive learning rate, which makes it fast and trivial to implement with off-the-shelf software. Finally, we show that our algorithm retains the performance of standard gradient boosting on a diverse group of real-world datasets. SAL makes semi-parametric efficient estimators practically possible and theoretically justifiable in many big data settings.

1. Introduction. In regression our task is to find a function that maps features to an outcome or score such that the expected loss is minimized [12]. In the past decades a huge number of flexible regression methods have been developed that effectively search over high- or infinite-dimensional function spaces (these are often collectively called “machine learning” methods for regression).

In statistical inference, our task is more broadly to estimate the value of some aspect of an unknown probability distribution (e.g. a mean) and to quantify a measure of uncertainty about our estimate that comes from having drawn random data from this distribution. Modern statistical theory provides methods for doing this without imposing unrealistic assumptions on the data-generating mechanism (e.g. normality, linearity) [23]. Moreover, under certain conditions, some of these methods provide optimality in the sense that no other estimator has less sampling variance; such estimators are called “efficient”, or “semi/non-parametric efficient” when efficiency holds without parametric assumptions [18, 22]. When combined with causal identification results, these methods allow us to most efficiently answer important real-world causal questions from complex data structures: for example, assessing whether a drug improves cancer survival despite self-selection into treatment and some outcome censoring.

In general, however, the beneficial properties of these estimators can only be guaranteed if certain regressions can be made to converge quickly to their true optima. For example, when estimating the average treatment effect from observational data, a sufficient condition for nonparametric efficiency of the TMLE and AIPW estimators is that the propensity score and outcome regression models converge to their respective truths in root-mean-square generalization error at a rate of $o_P(n^{-1/4})$ [18, 22]. Thus the development of fast-converging, nonparametric regression methods is critical for efficient statistical inference.

MSC2020 subject classifications: Primary 62G20; secondary 62G08.

Keywords and phrases: nonparametric regression, high-dimensional regression, convergence rate, gradient boosting.

Without putting unrealistic smoothness conditions on the regression functions, it is difficult to prove rates faster than $o_P(n^{-1/4})$. In fact, there are general theorems that show that attaining such a rate is impossible if we assume unrestricted high-dimensional function spaces without such smoothness conditions [16]. This is often referred to as the *curse of dimensionality* [15, 9].

This curse of dimensionality made efficient inference in observational studies theoretically difficult to guarantee in a general nonparametric setting. In 2015, however, van der Laan [19] showed that dimension-free $o_P(n^{-1/4})$ rates (or better) are attainable under nonrestrictive assumptions with a regression method called the *Highly Adaptive Lasso* (HAL). Additional exposition was provided by Benkeser and van der Laan [1]. Instead of assuming smoothness, HAL assumes that the true function is cadlag of bounded sectional variation. Roughly speaking, this restricts the amount the true function can go up and down over its domain in a total, global sense, instead of restricting its behavior locally. HAL therefore imposes no scientifically meaningful assumptions because (a) this variation norm bound can be arbitrarily large and (b) cadlag functions are extremely general (e.g. even allowing discontinuities). To our knowledge, HAL is the only method that provides rates fast enough for efficient inference in any realistic nonparametric setting [19].

Unfortunately, as we will shortly see, the HAL algorithm is practically infeasible even for moderately sized problems. So, somewhat ironically, statistical scalability comes at the cost of computational scalability. On the other hand, many popular machine learning methods are massively scalable but come without the required theoretical guarantees. Gradient-boosted trees in particular have proven consistently successful in real-world prediction settings [11, 4, 5].

Our task in this paper is to marry these two kinds of advantages. We build upon the theory of HAL to construct a new gradient-boosted tree algorithm that retains HAL's convergence rate in the same nonparametric setting but which scales computationally to massive datasets. To accomplish this, we prove some general theoretical results pertaining to empirical loss minimization in nested Donsker classes.

Outline. We begin by reviewing the mechanics and theory of HAL (section 2). We then motivate and state our new theoretical results (section 3.1) and explore their implications in the construction of a new algorithm (SAL) which retains the HAL rate (section 3.2). Lastly, we demonstrate SAL's performance in simulations and real-world datasets (section 4) and conclude with a brief discussion (section 5).

Notation and Preliminaries. Throughout the paper we adopt the empirical process notation $Pf = \int f(Z)dP$ and $P_nf = \frac{1}{n} \sum_i f(Z_i)$. In this notation these operators do not average over any potential randomness in f , so, for example, Pf_n is a random variable if f_n is a random function learned from data. We reserve \tilde{P}_nf_n for the case where f_n is random, but independent from the random measure \tilde{P}_n (e.g. when \tilde{P}_n is the empirical measure of a validation set). We use $\|f\|$ to indicate an $L2$ norm $\sqrt{Pf^2}$ unless otherwise noted. To indicate the probability measure of a set we use braces, e.g. $P\{Z < c\}$.

Let $X_i, Y_i \in \mathcal{X} \times \mathbb{R}$ be IID across i and with a generic X, Y that have some joint distribution P . We will take $\mathcal{X} = [0, 1]^p$ without loss of generality for applications with bounded covariates. Let L be some loss (e.g. mean-squared error), which we construct such as to take a prediction function f as an input and return a function of X, Y as output. For example, if we want L to be squared error loss, we let $L(f)(X, Y) = (f(X) - Y)^2$. Throughout we abbreviate $Lf = L(f)$. Let $f = \arg \min_{f: \mathcal{X} \rightarrow \mathbb{R}} PLf$. This is the standard regression setup where our goal is to estimate the function f from n samples of the vector of predictors X and the outcome Y .

Throughout, we presume that the truth f is a cadlag function of sectional variation norm (defined in what follows) bounded by M and refer to this set of functions as $\mathcal{F}(M)$. We

omit notating the bound M where it is clear from context or not important to the immediate argument.

In our theoretical results we give convergence rates of some estimator f_n in terms of the *divergence* (or “loss-based dissimilarity”) $P(Lf_n - Lf)$. However, we are usually interested in the $L2$ norm $\|f_n - f\|_2 = \sqrt{P(f_n - f)^2}$ of regressions in order to prove efficiency in estimating some target parameter. The reader should note that convergence in divergence typically implies $L2$ convergence at the same rate under very mild conditions on the loss function¹ which are satisfied in all standard applications [2].

2. Highly Adaptive Lasso (HAL). We begin with a description of HAL, which is fairly simple in its mechanics yet rich in theory.

2.1. Algorithm. Mechanically, HAL is just lasso [17], but using a special, transformed set of covariates. That is, instead of fitting lasso with the data $(X, Y)_i^n$, we pass in $(H_n(X), Y)_i^n$ where $H_n : \mathcal{X} \rightarrow \{0, 1\}^{K_n}$ is a particular function that expands the covariates X into a larger set of binary predictors. H_n is not fixed a-priori (thus the subscript n), but is instead adaptively determined by the full dataset $(X)_i^n$, as we will describe shortly.

Let C_n denote the smallest lattice that includes all of the points in $(X)_i^n$ as elements. Intuitively, imagine drawing a grid over the covariate space such that our observed data are all at some of the vertices of the grid. Our set C_n would then be all of the vertices of the resulting grid (see figure 1). We define H_n as the set of bases $\{1(c \leq x) : c \in C_n\}$ where the inequality is taken to hold in all dimensions.² We use the notation $h_c(x) = 1(c \leq x)$ to refer to each of these “basis functions”. Bases of this kind can be thought of as indicators of the positive orthant in Cartesian space, translated by some amount in each coordinate. For that reason, we’ll refer to these as “positive orthant bases”. We construct a positive orthant basis for each point in our grid C_n , which generates a maximum of $K_n = n^p$ unique bases. In this way the precise set of bases depends on the observed values $\{X_i\}_1^n$ and is thus data-adaptive.

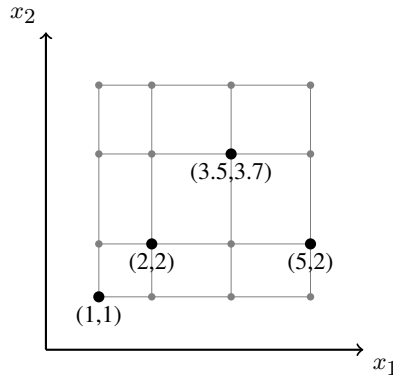


FIG 1. Black points represent the 4 observed data points (X_1, \dots, X_4) where $X_i \in \mathbb{R}^2$. Grey points represent the set of knots C_n .

When we apply the transformation H_n row-wise to the covariate matrix $(X)_i^n$ we can represent the output $(H_n(X))_i^n$ as a binary matrix with n rows and K_n columns. These

¹When the loss is mean-squared-error, we see directly that $P(Lf_n - Lf) = P(f_n - f)^2$ via iterated expectation (conditioning on X) and recognizing $f = E[Y|X]$ in this case.

²This is the construction used in Fang et al. [9]. van der Laan [1] uses a smaller set of $n(2^p - 1)$ bases but the construction is slightly more complex so we omit it here to keep the presentation accessible.

are the transformed predictors that we then feed into the standard lasso algorithm, which produces the estimated function

$$(1) \quad f_n = \arg \min_{f \in \mathcal{F}_n(M)} P_n L f$$

$$(2) \quad \mathcal{F}_n(M) = \left\{ \begin{array}{l} \beta_0 + H_n(x)^\top \beta \\ \text{s.t. } \|\beta\|_1 \leq M \end{array} \right\}$$

for a vector of coefficients $\beta \in \mathbb{R}^{K_n}$ and a desired L1 bound M that directly corresponds to a regularization parameter λ in a penalized regression $f_n = \arg \min_{f \in \mathcal{F}_n(\infty)} (P_n L f + \lambda \|\beta(f)\|)$. The user must specify the data and the desired regularization λ . HAL can therefore be easily implemented as a wrapper around existing lasso software, e.g. glmnet [10].

2.2. Theory. Although HAL is beguilingly simple in its mechanics, it is extremely powerful theoretically. To understand this we must return to our class \mathcal{F} of cadlag functions of bounded sectional variation norm.

“Cadlag” (*continu à droite, limites à gauche*) means right-continuous with left limits. So, for example, all continuous functions are cadlag. Cadlag functions correspond 1-to-1 with signed measures the same way that cumulative distribution functions correspond with probability measures. The sectional variation norm³ of a cadlag function f on $[0, 1]^p$ is given by $\|f\|_\nu = \sum_{s \in \{1 \dots p\}} \int_{0_s}^{1_s} |df(x_s)|$ where the x_s notation means that all elements of x not in the set of coordinates s are fixed at 0. Intuitively, a variation norm is a way of measuring how much a function goes up and down in total over its entire domain. For a function of one variable, the variation norm is the total “elevation gain” plus “elevation loss” over the domain, up to a constant.

$\mathcal{F}(M)$ is therefore an extremely rich class of functions: $f \in \mathcal{F}(M)$ may be highly non-linear and even discontinuous. Functions that are not in $\mathcal{F}(M)$ tend to be pathological, e.g. $f(x) = \cos(1/x)$. That is why assuming $f \in \mathcal{F}(M)$ generally does not constitute a scientifically meaningful restriction of possibilities for large enough M . However, $\mathcal{F}(M)$ happens to be “small” enough that it is a *Donsker class*, meaning that empirical processes indexed by this class of functions converge in distribution to a limit that is a tight Gaussian process [23]. This is key to proving HAL’s fast convergence rate.

Fang et al. [9] prove that the lasso solution f_n described above is in fact exactly the solution of the nonparametric optimization problem

$$(3) \quad f_n^* = \arg \min_{f \in \mathcal{F}(M)} P_n L f$$

$$(4) \quad \mathcal{F}(M) = \left\{ \begin{array}{l} f \in \mathcal{F} \\ \text{s.t. } \|f\|_\nu \leq M \end{array} \right\}$$

Since \mathcal{F} is Donsker, generic results from empirical process theory establish that f_n^* converges in mean-squared error to f at a root- n rate provided that L is mean-squared error

³The *sectional* variation norm is also called “Hardy-Krause variation”. Sectional variation rectifies a commonly known failure of the conceptually simpler “Vitali variation”, which is that functions that don’t vary in one or more argument are assigned zero variation. Both these notions of variation are distinct from the more common notion of *total* variation [9] which corresponds to the sum (integral) of the perimeters (Hausdorff measures) of all level sets of a function. All three are equivalent for functions of a single variable, and all capture some notion of how much a function “goes up and down” over its whole domain.

loss and M is chosen large enough that $f \in \mathcal{F}(M)$ [1, 23]. A more involved proof based on the entropy integral of the function class $\mathcal{F}(M)$ shows that this rate can even be improved to $O_P(n^{-1/3}(\log n)^{2(p-1)/3})$ [2]. These rates also generalize to most other commonly-used loss functions [2]. Van der Laan [1] manages to accomplish the same thing using a smaller set of $n(2^p - 1)$ bases by showing that the true minimizer in the parametric model converges quickly to the true minimizer in the nonparametric model. Astoundingly, for all of these results the convergence speed does not depend on the covariate dimension p (or does, but only through a log factor), meaning that HAL effectively breaks the asymptotic curse of dimensionality.

HAL may not be the only algorithm that accomplishes the goal of fast rates on nonparametric regression (although it is the only one to-date). To see why, it helps to break down HAL's success into three properties of the class of cadlag functions of bounded sectional variation norm:

1. This class is nonparametric and expressive
2. This class is Donsker
3. There exists an algorithm that can perform empirical loss minimization in this class⁴

(1) means that almost any function of interest in the natural world is contained in this class so we are essentially always correct in assuming that it contains the true regression function. (2) means that *if* it were possible to do empirical loss minimization in this class, we'd be able to get a rate of $O_P(n^{-1/2})$ or faster by classical results in empirical process theory. (3) Gives us a way to do that minimization in practice.

Taken together, this shows that fast rates on regression are attainable if we have any nonparametric Donsker class that admits a practical algorithm for empirical loss minimization with controlled error. The class of cadlag functions of bounded sectional variation is one such example but there may be others!

Notwithstanding future developments, HAL may also have some beneficial properties that are unique to it. Recent work has shown how HAL by itself can be leveraged for inference without the aid of bias-correcting schemes like TMLE [21]. It is well known that unbiased plug-in estimation is generally not possible with other regression methods [3]. HAL succeeds in this task because it asymptotically solves all score equations (up to a quickly disappearing error) in a semiparametric model where the functional components are cadlag and of bounded variation. Moreover even faster rates are attainable with higher order smoothness classes (e.g. assuming only continuity and a corresponding sectional variation-type bound) [20].

3. Selectively Adaptive Lasso (SAL). HAL boasts impressive statistical properties that make it stand alone among methods for supervised learning. Unfortunately, it is not computationally feasible to use HAL for high dimensional data because it involves solving a lasso problem with up to $n(2^p - 1)$ predictors. For example, consider a moderately sized problem where we would like to use electronic health records from 2,000 patients to predict expected survival time from a panel of 20 continuous biomarkers. The number of constructed predictors for this problem numbers over two billion. That makes it difficult to instantiate the required matrix in memory, let alone compute on it.

The point of our new algorithm, which we call the *Selectively Adaptive Lasso* (SAL) is to retain all of the impressive statistical properties of HAL without paying the computational price. The fundamental idea that makes SAL computationally practical and performant is early-stopping validation with data-adaptive, expressive bases. We'll first explore what we mean by these concepts and then state powerful theorems that together let us carry over HAL's impressive convergence rate to SAL despite the algorithmic differences.

⁴or approximate empirical minimization with controlled error as in van der Laan [1]

3.1. *Early-stopping validation is rate-preserving for HAL.* The point of early-stopping validation is to fit a sequence of nested models and to stop once error on a validation set begins to increase. This “early stopping” strategy is commonly employed as a model selection heuristic that prevents having to fit larger and larger models ad infinitum [14, 24]. For example, several popular packages for gradient boosting allow the user to fit models without specifying the number of trees a-priori: given a validation dataset, the software continues adding trees until validation loss begins to increase. More generally this can be done in an ad-hoc fashion: a user might manually expand the upper/lower bound value of a hyperparameter during grid search model selection if it looks like a minimum has not been reached. Often these hyperparameters directly correspond to moving upwards in a series of nested statistical models (e.g. increasing number or depth of trees in tree ensembles, loosening regularization in elastic net).

Our concern here is to propose a sequence of nested models that makes sense in our setting and to prove that early-stopping validation over this sequence does not sacrifice HAL’s desirable properties.

As a heuristic, [13] proposed a nested sequence of models for HAL that starts with one-way bases ($h_{s,c}$ where $D \equiv |s| = 1$), then adds two-way interactions ($h_{s,c}$ where $D \equiv |s| = 2$), etc. In practice, that means solving a lasso problem with np predictors, then one with $n(p + \frac{p^2-p}{2})$, and so on until validation loss increases. The general theory we develop in what follows covers this case and proves that this algorithm retains HAL’s convergence rate. However, we also propose an improved algorithm for data-adaptive basis selection to grow the statistical model which offers better fine-tuning and computational advantages. This algorithm is also covered by the theory we develop here.

Our main analytical result is that early-stopping validation of an estimator that minimizes empirical loss in a nested sequence of models embedded in a Donsker class preserves the convergence rate of the empirical minimizer in the last model relative to the true minimizer in the parent Donsker class. The proof is given in the appendix and relies only on generic results from empirical process theory.

THEOREM 1 (Early-stopping validation is rate-preserving). *Consider a nested, possibly random or data-dependent, sequence of function classes*

$$(\mathcal{F}_1 \subset \mathcal{F}_2 \subset \dots \mathcal{F}_k \subset \dots \mathcal{F}_{K_n})_n \subset \mathcal{F}$$

all contained in some Donsker class \mathcal{F} . Let

- $f_{k,n} = \arg \min_{f \in \mathcal{F}_{k,n}} P_n L f$ *be an empirical minimizer of L in each model*
- $f = \arg \min_{\phi \in \mathcal{F}} P L \phi$ *be the true, unknown minimizer in the parent Donsker class.*

Define the difference in validation-set error from one iteration to the next to be $\Delta_{k,n} = \tilde{P}_n L f_{k+1,n} - \tilde{P}_n L f_{k,n}$ and choose k^ to be the smallest value k such that $\Delta_{k,n} > \epsilon_n$ for some positive ϵ_n that is allowed to shrink slower than $O(n^{-1/2})$.*

If $P(L f_{K_n,n} - L f) = o_P(r_n)$ for some $r_n \rightarrow 0$, then $P(L f_{k^,n} - L f) = o_P(r_n)$.*

The way the stopping point k^* is chosen means that the analyst never needs to fit past $f_{k^*+1,n}$. In contrast, consider the standard (cross-)validation scheme where k^* is chosen as the global minimizer of validation loss $\tilde{P}_n L f_{k,n}$ over all k in some finite set. Existing results show that this scheme preserves the convergence rate of the fastest estimator in the ensemble, even if it grows at slower than a given rate in n [7]. The downside is that computing the global minimum means fitting $f_{k,n}$ for all k . With early-stopping validation, we are instead satisfied with the first *local* minimum we find as we increase k . This means we don’t have to fit any models past that point, saving computation and allowing us to select among massive

numbers of models. This has been heuristically justified in the past by arguing that larger models will continue to overfit more and more, so we are often right in guessing that the first local minimum is also the global minimum. That is not always true in finite samples, but our result establishes that is true in an asymptotic sense.

Statistically, the intuition for this result is that the difference in validation error from one step to the next $\Delta_{k,n}$ is an empirical mean with zero or negative expectation until reaching the true minimizer in k . That means that all we have to do to avoid stopping too early is have enough validation samples so that any positive random variation is smaller than ϵ_n with probability tending to one. On the other hand as we increase the number of training samples we expect the validation error curve to flatten out (i.e. it becomes harder and harder to overfit). Since ϵ_n is a positive number, the chance of stopping at any k also goes to zero with enough validation data since the random variation will become unlikely to *exceed* ϵ_n . Figure 2 shows a conceptual illustration.

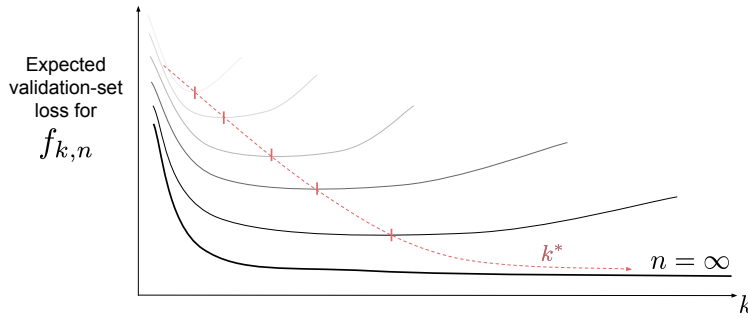


FIG 2. As the sample size n increases, it becomes harder to overfit and the expected validation curve flattens out. With increasing n the variation around this mean also decreases at a root- n rate (not depicted).

The trade-off is that standard (cross-)validation can handle completely arbitrary estimators, whereas with early stopping the estimators must be empirical loss minimizers of a nested series of models embedded in a Donsker class. This is mitigated by the fact that we are still perfectly justified in using an outer, standard validation setup to select among a finite ensemble of arbitrary estimators, one of which happens to be the estimator selected via an inner, early-stopping validation procedure of the kind we describe here.

As we previously stated, our result covers the case where higher-order interactions are sequentially added into partial HAL models. Since the sequence \mathcal{F}_k is allowed to be random, this result also covers other even more sophisticated schemes of the kind we will discuss shortly.

Theorem 1 easily extends to a early-stopping V -fold *cross*-validation scheme where k^* is chosen based on the first local minimum of the validation error averaged over the folds $\frac{1}{V} \sum_v \tilde{P}_n^{(v)} L f_{k,n}^{(-v)}$. In this setting, the final estimator will typically be re-fit for k^* iterations using the full data and in general $\mathcal{F}_{k^*,n}^{(v_1)} \neq \mathcal{F}_{k^*,n}^{(v_2)} \neq \mathcal{F}_{k^*,n}$ for any two validation sets v_1, v_2 . In other words, the exact sequence of bases in each validation sample will be different. This may seem unsettling, but the fact that our result uniformly covers cases where the sequence of statistical models is chosen adaptively or randomly means that we can select the number of iterations k^* without regard to the precise models and still obtain our conclusion.

An important corollary of this result (formalized as corollary 3 in the appendix) is that *nested* early stopping schemes in Donsker models are also rate-preserving. For example, consider fixing the sectional variation norm bound M and then using early stopping to find

k^* for a nested sequence inside the Donsker class $\mathcal{F}(M)$. One might be unsure that M is a large enough bound and be tempted to repeat the process with a larger M (for which $k^*(M)$ might be different) and continue on in such a fashion until validation error increases from one M to the next. Corollary 3 establishes that this kind of model selection is asymptotically justified as long as there is some a-priori finite sequence for M .

This also covers early stopping in interaction depth D (even jointly with M), which bears a little explanation. For this we can consider the parent Donsker class $\mathcal{F}(M, D) = \{f \in \mathcal{F} : f(x) = \sum_{|s| \leq D} f_s(x_{s_1} \dots x_{s_D})\}$ of variationally-bounded cadlag functions that only have up to D -way interactions. Since $\mathcal{F}(M, D) \subset \mathcal{F}(M', D')$ for any $M \leq M'$, $D \leq D'$, we can invoke theorem 1 and corollary 3 to prove that an outer early-stopping validation loop in these hyperparameters is rate preserving.

It is also important to point out that ϵ_n may be taken as a fixed constant for all n (e.g. this can be baked into the algorithm as a default setting). But having ϵ_n be allowed to shrink with the sample size is extremely beneficial: if we were to use a fixed cutoff $\epsilon_n = \epsilon$ and apply our early-stopping algorithm to larger and larger samples, we would expect the discovered stopping point k^* to increase because larger samples combat variance (overfitting). However, we don't want k^* to get too large in practice because that increases computational intensity. By allowing ϵ_n to shrink with sample size, we can be more and more sensitive to increases in validation loss as n increases. That makes us more aggressive about stopping early in large samples, thus partially slowing down the rate at which k^* grows while still preserving the asymptotics. We expect users may choose ϵ to facilitate computation, meaning that in different problems they may use different values to keep runtimes reasonable. In other words, users will naturally choose shrinking ϵ_n , even if they do not realize it. Allowing ϵ_n to shrink (but not too fast) helps protect the statistical properties from this aggressive user behavior. In the appendix (corollary 2) we also cover an extension of theorem 1 that allows ϵ_n to shrink even faster (up to $o(r_n)$) if additional conditions are met.

Our theory also trivially covers any early stopping schemes that are less aggressive than checking for the first time that $\Delta_{k,n} > \epsilon_n$. For example, to try to get over local minima and improve empirical finite-sample performance we might stop only after $\Delta_{k,n} > \epsilon_n$ some number of iterations in a row. Schemes of this kind are common in machine learning applications that use early stopping.

3.1.1. Adaptive Basis Selection. A naive implementation of early stopping might order the positive orthant bases at random. However, this is a poor choice because the vast majority of bases are not useful for fitting the data.⁵ If bases were ordered at random it would take many, many iterations for any useful fitting to occur. Early stopping could kick in very quickly since the vast majority of bases would fail to produce any improvement in validation error. The consequence would be a rather poor fit in practice. To solve that problem we must therefore ensure that the ordering of the bases is good in the sense that training error generally falls “quickly” at first and then “slowly” thereafter.

The optimal choice of basis at each iteration would be the one that decreases training error the most. Thankfully, our early-stopping theorem covers data-adaptive orderings of the basis functions so we are allowed to look at training error when deciding which basis to use next. Effectively, what we have is a variable selection problem for a (lasso) regression model and we are choosing to solve it with forward selection [8]. At each iteration we add in the unused basis that has the maximum correlation with the current residual.

⁵It is known mathematically that the number of nonzero lasso coefficients cannot exceed n . On the other hand, the total number of positive orthant bases generated by HAL is $n(2^p - 1)$. Therefore only a tiny fraction of a percent of these (on the order of 2^{-p}) appear in the final lasso solution.

Unfortunately, finding this basis requires a computationally infeasible exhaustive search at each iteration. Even a partial explicit search is infeasible for high-dimensional problems because the full set of HAL predictors H_n is so large that it cannot even be instantiated in memory. So instead of finding the optimal basis we have to settle for finding one that does a “good enough” job without needing an exhaustive search. Moreover we need to be able to “search” through the bases without explicitly constructing the vast majority of them. The precise optimality doesn’t matter anyways: all we want is some sensible ordering of the bases.

To execute a “good enough” on-the-fly search we translate the search problem into a regression problem. The trick is to view the search as a functional gradient descent step. Given a current fit f , we’re looking for the basis h that minimizes $P_n L(f + h)$. If the norm of all h are about equal and small relative to f then this is like looking for the “direction” h that most decreases the empirical loss $P_n L$. Thus we would like to set $h(x) \approx -\nabla_{f(x)} P_n L$ to achieve a gradient descent step. For example, under squared error loss $L = (Y - f(X))^2$, the derivative of the loss w.r.t. the prediction $f(X)$ is $-2(Y - f(X))$. Therefore we want $h(X)$ to approximate $R = 2(Y - f(X))$ (our “residual”). We only know what this is at the observed data (X_i, Y_i) so to get values for h at unobserved X we have to regress $R_{1:n}$ onto $X_{1:n}$. The only remaining complication is that we have to do this with a regression algorithm that always outputs a learned function h that is in our set of bases. For positive orthant bases, a modified version of the standard recursive partitioning algorithm does the trick. However, the theory we develop in the next section will let us use standard regression trees instead.

The idea we describe in the previous paragraph is known as *functional gradient boosting* [11]. Using this technique we can generate each basis on-the-fly and simultaneously ensure that training error decreases rapidly.

3.1.2. Expressive Bases. Our early stopping result implies that we can iteratively build up a HAL model: we add a positive orthant basis and refit the lasso at each iteration until validation error begins to increase. But even with an intelligent, data-adaptive ordering, this algorithm scales very poorly. Only very simple functions can be fit well by linear combinations of tens or even hundreds of positive orthant bases. In large high-dimensional settings we will therefore pass through a huge number of bases before early stopping is achieved, and we will solve larger and larger lasso problems along the way. Instead of solving one impossibly large lasso problem we must solve a very long series of increasingly large lasso problems – this is still computationally impractical.

Therefore we would prefer to use bases that can individually absorb more unexplained variance. For example, if we could use some (possibly random) subset of all bounded regression trees that could be generated from our data as bases then we might hit early stopping faster than we would with positive orthants. However, we need to show that doing this would not compromise our convergence rate.

Thankfully, this is easy to do in conjunction with early stopping. Under some easily satisfiable conditions we can greatly extend the set of bases we consider in the (boosted) early-stopping procedure.

COROLLARY 1 (Using more expressive bases). *Let $\tilde{H}(X) \subset \mathcal{F}(B)$ be a (possibly random or data-adaptive) set of K_n cadlag basis functions of sectional variation bounded by B . Let*

- $\tilde{\mathcal{F}}_{k,n}(M) = \{\tilde{H}_{1:k}(x)^\top \beta : \|\beta\|_1 \leq M\}$
- $\mathcal{F}_n(M) = \{H(x)^\top \beta : \|\beta\|_1 \leq M\}$

where $H(x)$ are the HAL positive orthant bases. Then the result of theorem 1 holds if we use sequences of the form

$$\left[\left(\tilde{\mathcal{F}}_1(M) \subset \tilde{\mathcal{F}}_2(M) \subset \dots \tilde{\mathcal{F}}_k(M) \subset \dots \tilde{\mathcal{F}}_{K_n}(M) \right)_n \not\subset \mathcal{F}_n(BM) \right] \subset \mathcal{F}(BM)$$

The (brief) proof is shown in the appendix.

Our idea here is to start with an expressive basis \tilde{h}_1 , then add in another expressive basis \tilde{h}_2 , etc. with the intention of building up to doing lasso over the full set of bases \tilde{H} . However, empirical loss minimization over that set of bases is not necessarily the same as empirical loss minimization in some parent Donsker class (or approximate it closely) so we can't immediately use the conclusion of theorem 1. The trick is to show that this function class is contained inside of another one which *does* share (or approximately shares) an empirical minimizer with some parent Donsker class of interest. Thus all we need to do is continue the theoretical validation process one step past the lasso with full set of bases \tilde{H}_n and bound M and at the very end solve the original HAL problem but with the bound set to BM instead of M . If we do that, then we can use theorem 1 and get the result we want: early-stopping validation using expressive bases preserves the HAL rate.

The requirement that we include a full HAL model (with larger bound) at the end of our sequence of models is completely theoretical: in practice we expect to stop adding bases far before we reach the full set of expressive bases \tilde{H}_n .

This result is only useful if we can find some interesting set of bases \tilde{H}_n that satisfies the conditions of the corollary: namely that it consists of cadlag functions uniformly bounded in terms of variation norm. Here we will argue that rectangular indicators, bounded regression trees of fixed depth, and even tree ensembles all fit the bill.

Consider an indicator for a rectangular region $r(x) = 1(a \leq x < b)$ where $a, b, x \in \mathbb{R}^p$ and the inequalities must hold in each coordinate (some or all elements of a, b are allowed to be $\pm\infty$). Such a function can always be constructed as a linear combination of 2^p positive orthant indicators (one per corner of the rectangle): $r = \sum^{2^p} \alpha h$ where $|\alpha| \leq 2^p$. By construction, any positive orthant basis h has sectional variation norm 1. Thus

$$(5) \quad \|r\|_\nu = \left\| \sum^{2^p} \alpha h \right\|_\nu \leq \sum^{2^p} |\alpha| \|h\|_\nu = 2^{p^2}$$

A bounded regression tree $t(x)$ of maximum depth D has at most 2^D leaves, each of which is a rectangular region in which the function takes some value $c \leq B$. Note that the depth of the regression trees corresponds exactly to the maximum interaction depth D of our positive orthant bases. Thus we can write the tree as a finite, bounded linear combination of rectangular indicators. Taking the norm,

$$(6) \quad \|t\|_\nu = \left\| \sum^{2^D} cr \right\|_\nu \leq \sum^{2^D} |c| \|r\|_\nu \leq B 2^D \sup \|r\|_\nu = B 2^D 2^{p^2}$$

where we've used our above result. By exactly the same argument, any weighted ensemble g of a fixed number of trees T where the weights are bounded (say by B again) has norm bounded by $\|g\|_\nu \leq T B^2 2^{Dp^2}$.

3.2. Algorithm. In the previous sections we've explained why early stopping and adaptive, expressive bases are necessary to turn HAL into a computationally feasible algorithm. We presented powerful theoretical results that ensure that the HAL rate is preserved despite these changes to the algorithm in a very broad range of settings. Now we are ready to put it all together and propose a new, practical algorithm that is guaranteed by our theory to achieve HAL's convergence rate. We call this new algorithm the *Selectively Adaptive Lasso* (SAL)

because it *selectively* constructs flexible bases to add into the model on-the-fly; unlike the *Highly* Adaptive Lasso, which includes the full “kitchen sink” of bases.

When implemented, SAL is essentially a gradient-boosted tree (GBT) ensemble with lasso run over it in chunks and early stopping used for model selection. This can also be understood as a gradient-boosted tree algorithm with a special kind of adaptive learning rate. As a consequence, SAL is trivial to implement with off-the-shelf software.

Description. SAL works as follows. The user is required to specify

1. training data $(\mathbf{X}_t, \mathbf{Y}_t)$ and validation data $(\mathbf{X}_v, \mathbf{Y}_v)$
2. a full set of GBT hyperparameters “ γ ” (e.g. number of trees, learning rate, tree depth, etc.)
3. the lasso regularization strength λ
4. the number of bases desired.

We begin each iteration with the current residual \mathbf{R}_t , which for the first iteration is the vector of training outcomes \mathbf{Y}_t . We fit a GBT model $h \leftarrow \text{GBT}(\mathbf{X}_t, \mathbf{R}_t; \gamma)$ using the specified hyperparameters γ and append it to the vector of bases $H^\top \leftarrow [H^\top, h]$. Now we compute the basis matrix $H^\top(\mathbf{X}_t)$ for the training data by getting predictions from each basis h and concatenating them as columns. We use lasso with regularization strength λ to regress \mathbf{Y}_t onto $H^\top(\mathbf{X}_t)$ and produce the current coefficients $\beta \leftarrow \text{COEF}(\text{LASSO}(\mathbf{X}_t, \mathbf{Y}_t; \lambda))$. Lastly, we update the residual $\mathbf{R}_t \leftarrow \mathbf{Y}_t - H(\mathbf{X}_t)^\top \beta$ and proceed to the next iteration. After the final iteration, the vector of bases and final coefficients are returned. Predictions for new data \mathbf{X} are given by $H(\mathbf{X})^\top \beta$.

If a maximum number of bases is not given, early stopping may be employed to set this parameter data-adaptively. At the end of each iteration, we compute the validation set loss $L(\mathbf{Y}_v, H(\mathbf{X}_v)^\top \beta)$. If this loss is greater than that of the previous iteration plus some small fixed ϵ we stop and return the set of bases and coefficients from the previous iteration. An outer early stopping loop can also be used to set the depth of each tree in the GBT fits (increasing) and the lasso regularization strength (decreasing).

Simple example python code implementing SAL can be found at tinyurl.com/4te5wcb3.

When used with early stopping, this algorithm is guaranteed⁶ by the theory presented in the previous sections to attain the HAL rate. In order to ensure that theorem 1 applies, k must be tuned via early-stopping validation. If there is no applicable a-priori knowledge of λ or D , these parameters must be tuned with early stopping as well. Corollary 3 establishes that this can be done in a separate outer loop.

Readers who are familiar with gradient boosting should recognize SAL as a boosting algorithm. If the line of code implementing $\beta \leftarrow \text{COEF}(\text{LASSO}(\mathbf{X}_t, \mathbf{Y}_t; \lambda))$ is replaced with $\beta \leftarrow [1 \dots 1]^\top$ we obtain the standard GBT algorithm. Many existing GBT packages even allow the user to impose an L1 regularization rate on the leaf values of the trees, but this is always approximated in a stagewise fashion [5]. For our theory to hold the lasso solution must be recomputed exactly in each iteration.

By running the lasso over chunks of trees (or single trees, or leaf values), we are effectively introducing a data-adaptive learning rate. For example, imagine the user specifies that the SAL bases will be GBTs with learning rate $\eta = 0.1$ and 10 trees each. If we denote

⁶There are two minor details that were not included in the description above so as to not distract from the main ideas. These details are: 1) the trees used in the GBT implementation must be bounded (to satisfy $c_{n,ij} \leq c$ in thm. 1) and 2) some large, maximum number of trees must be specified after which the algorithm solves a HAL problem. Condition (1) is easily satisfied by trimming the tree predictions to an arbitrarily large value. This should generally be a no-op and therefore may be practically omitted. Condition (2) is also practically a no-op because early stopping will kick in far before the maximum number of bases is reached. We recommend ignoring these details in practice, but note that a fully theory-compliant implementation should attend to them.

the prediction of each tree as $b_j(x)$, the final prediction after 2 SAL iterations would be $\beta_1 \sum_{j=1}^{10} \eta b_j(x) + \beta_2 \sum_{j=11}^{20} \eta b_j(x)$. If we move β_k into each sum, we see that the effect is to obtain a learning rate of $\beta_1 \eta$ for the first 10 trees and a learning rate of $\beta_2 \eta$ for the next 10, etc. Since β is determined based on the training data and current predictions, this effectively creates a data-adaptive learning rate that can even look back and modify the learning rate for long-past iterations if necessary. SAL thus elegantly bridges HAL and gradient-boosted trees.

Many variations of this algorithm (e.g. cross-validated early stopping) are possible and are supported by our general theory. However, our goal here is to present a canonical algorithm, support it with rigorous theory, and demonstrate practical utility. Further experimentation is certainly warranted in the future.

4. Demonstration. Our goal in this section is to empirically demonstrate that SAL has a fast convergence rate, performs well in real-data settings, and runs quickly.

For all SAL fits across all experiments we used GBT bases of 100 trees with a learning rate of 0.2 (fit using the xgboost package [5]). The number of bases (k) was determined based on early stopping using the validation data. We used an outer early-stopping loop to jointly set λ and the tree depth D for the GBT bases. λ was set to $1e-5$ initially and divided by 10 in each iteration whereas D was set to 2 initially and incremented by 2 in each iteration. We used histogram-based trees with 2^7 bins and all other GBT hyperparameters left to their defaults in xgboost. Lasso solutions were provided by glmnet [10]. ϵ was set to machine floating-point precision in all early stopping loops.

In our experiments we compare to vanilla GBT, lasso, and HAL. For all GBT fits we again used a learning rate of 0.2. We set the number of trees with early stopping on the validation data (evaluating validation-set loss every 100 trees). Tree depth D was set using an outer early-stopping loop, once again set to 2 initially and incremented by 2 in each iteration. Again we used histogram-based trees with 2^7 bins and all other GBT hyperparameters left to their defaults in xgboost. λ in our lasso learners was tuned using the built-in cross-validation in the glmnet package using all the default options. Cross-validation was also used to tune the regularization for all HAL fits.

4.1. Rates in Simulation. Here we show that our theoretical guarantees hold up in practice. We simulated 100 repetitions of datasets of increasing sizes (n) from the following two data-generating processes:

(1D covariate)	(2D covariate)
$X \sim \text{Unif}(-4, 4)$	$X_1 \sim \text{Unif}(-4, 4)$
$Y = 2 \sin\left(\frac{\pi}{2} X \right) + \mathcal{N}(0, 1)$	$X_2 \sim \text{Bern}(0.5)$
	$Y = -0.5X_1 + \frac{X_2 X_1^2}{2.75} + X_2 + \mathcal{N}(0, 1)$

We applied each estimator (HAL, SAL, and GBT in this case) to each simulated dataset to obtain estimates f_n for each. We then calculated an approximate L2 error $\tilde{P}_n(f - f_n)^2$ using a large held-out dataset of 100,000 observations from the same data-generating process. The results are shown in figure 3

The results confirm that SAL attains the same empirical rate as HAL, up to a constant factor. GBM by itself also appears to attain this rate. All three are approximately equal to the theoretical rate up to constant factors.

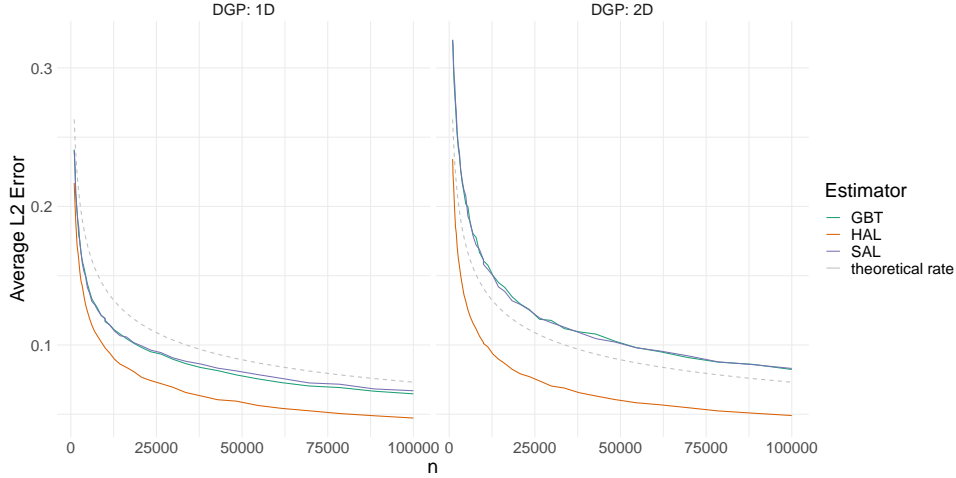


FIG 3. Empirical convergence rates of GBT, HAL, and SAL in both data-generating processes. The theoretical $n^{-1/3} \log(n)^{2/3}$ rate is also shown.

dataset	p	n	SAL	GBT	HAL
cpu	7	209	84.08 ± 33	71.46 ± 31	73.43 ± 32
laheart	12	200	0.53 ± 0.073	0.49 ± 0.085	0.46 ± 0.089
oecdpanel	7	616	0.45 ± 0.076	0.45 ± 0.073	0.45 ± 0.076
fev	5	654	0.4 ± 0.073	0.4 ± 0.073	0.4 ± 0.06
pima	8	392	0.41 ± 0.044	0.41 ± 0.038	0.38 ± 0.032

TABLE 1

Performance on small data. Mean RMSEs ($\pm 1.96 \times$ estimated standard deviation of mean RMSE) across repetitions for all experiments.

4.2. *Performance and Timing on Small Data.* In this section we compare the performance of SAL and HAL using relatively small datasets (used in the original HAL paper) where it is possible to run HAL without computational issues. We also include GBT as a baseline.

We randomly split each dataset into training-validation (90%) and test sets (10%) and then further randomly split the training-validation into training (80%) and validation (20%). For each learner, we performed model selection using the training and validation data according to the model selection strategy for each learner (detailed above). Once optimal hyperparameters were determined we refit each learner using those hyperparameters and the full training-validation data. Finally, we calculated the test-set RMSE for each fit learner. We repeated this entire experiment 10 times for each dataset, averaged the RMSEs across repetitions, and computed the standard deviation of the RMSEs.

Our results are shown in table 1. All algorithms perform very similarly, perhaps with a slight edge for HAL. Table 2 shows the runtimes of each algorithm. SAL and GBT are comparable in runtime and orders of magnitude faster than HAL.

4.3. *Performance on Large Data.* Here we demonstrate how SAL performs relative to GBT and lasso on 12 larger regression datasets from the UCI Machine Learning Repository [6]. It is not computationally feasible to run HAL on most of these datasets.

We followed the same model selection and sample splitting procedures as in the section above. The only exception is the yearsmd dataset, which has a temporal ordering implying a

dataset	p	n	SAL	GBM	HAL
cpu	7	209	0.1	0.18	1.25
laheart	12	200	0.09	0.07	2.53
oecdpanel	7	616	0.13	0.2	9.14
fev	5	654	0.1	0.13	3.79
pima	8	392	0.11	0.12	3.83

TABLE 2

Timing on small data. Average runtime in seconds.

dataset	p	n	SAL	GBT	LASSO
yacht	6	308	0.682 ± 0.137	0.646 ± 0.127	11.4 ± 1.71
energy	8	768	0.325 ± 0.0544	0.325 ± 0.0529	2.96 ± 0.195
boston	13	506	3.25 ± 0.561	3.23 ± 0.503	4.54 ± 0.577
concrete	8	1030	3.75 ± 0.316	3.68 ± 0.35	10.6 ± 0.41
wine	11	1599	0.623 ± 0.0282	0.623 ± 0.0304	0.671 ± 0.0219
power	4	9568	3.08 ± 0.134	3.09 ± 0.125	5 ± 0.101
kin8nm	8	8192	0.115 ± 0.00333	0.114 ± 0.00313	0.748 ± 0.00305
naval	17	11934	$0.000818 \pm 2.53e-05$	$0.000818 \pm 2.53e-05$	$0.00266 \pm 3.26e-05$
protein	9	45730	1.87 ± 0.053	1.87 ± 0.048	4.22 ± 0.0435
blog	280	52397	26.7 ± 1.56	26.5 ± 1.59	33.3 ± 1.62
slice	384	53500	$1.34 \pm \text{NaN}$	$1.33 \pm \text{NaN}$	$8.62 \pm \text{NaN}$
yearmsd	90	515345	$9.05 \pm \text{NaN}$	$9.04 \pm \text{NaN}$	$134 \pm \text{NaN}$

TABLE 3

Performance on large data. Mean RMSEs ($\pm 1.96 \times$ estimated standard deviation of mean RMSE) across repetitions for all experiments.

fixed test set of the last 51629 rows. Moreover, for the two largest datasets (yearmsd, slice) we only ran a single experiment (no repetitions).

Our results are shown in table 3. SAL and GBT perform almost identically and in all cases are much better than lasso. The pattern is the same across the dimensions of the data p and n . All experiments ran on a MacBook Air in a single afternoon.

5. Discussion. We have demonstrated a regression algorithm, the Selectively Adaptive Lasso, which is massively scalable while maintaining a $O_P(n^{-1/3}(\log n)^{2(p-1)/3})$ L2 convergence rate in nonparametric settings. The algorithm is a form of gradient tree boosting with an adaptive learning rate, which makes it trivial to implement with off-the-shelf software and fast-running. We showed that our algorithm retains the performance of standard gradient boosting on a diverse group of real-world datasets. SAL makes semi-parametric efficient estimators practically possible and theoretically justifiable in many settings.

Along the way, we proved several general results pertaining to empirical loss minimization in nested Donsker classes. These may be of independent interest for the development of future statistically-justified machine learning methods.

Computationally, SAL is very similar to GBT. SAL does require outer-loop tuning of the regularization strength and the tree depth, but GBT similarly requires outer-loop tuning of the learning rate and depth. The only added computational complexity comes from having to fit a lasso over different chunks of the boosting model, but this is fast because the number of bases is typically small.

Our results also shed some light on why GBT is so successful by itself. The standard approach of regularizing via a small learning rate η precisely mimics L1 shrinkage as $\eta \rightarrow 0$, assuming a globally optimal tree can be fit in each iteration [8, 25, 14]. Our early-stopping result makes it clear that, at least asymptotically, trees can be added in a suboptimal order

without compromising the rate. Our empirical results also show that GBT's performance is extremely similar to SAL's without any special modification. This suggests that boosting by itself may converge quickly in the space of BV cadlag functions and that our theoretical results may be a step towards showing this rigorously. Having such a result would obviate the need for the additional complexity introduced by SAL.

Although SAL is inspired by HAL and had deep theoretical ties to it, the two algorithms are not fungible. Recent work has shown how HAL can be used as a plugin estimator for pathwise differentiable estimands [21] and that HAL is pointwise asymptotically normal and uniformly consistent as a regression estimator [20]. These results flow from that fact that HAL asymptotically solves a large huge number of score equations (one per nonzero basis in the lasso). In theory, SAL does this as well, but part of the way SAL eases the computational burden is precisely by reducing the number of bases. Thus HAL retains important theoretical benefits. Investigating how to export these benefits while improving the computational burden or whether it is possible will be the subject of future work.

Acknowledgments. The authors are eternally grateful to Tianyue Zhou for notational corrections throughout the manuscript.

REFERENCES

- [1] BENKESER, D. and VAN DER LAAN, M. (2016). The Highly Adaptive Lasso Estimator. *Proc Int Conf Data Sci Adv Anal* **2016** 689–696.
- [2] BIBAUT, A. F. and VAN DER LAAN, M. J. (2019). Fast rates for empirical risk minimization over càdlàg functions with bounded sectional variation norm.
- [3] BICKEL, P. J., KLAASSEN, C. A. J., RITOV, Y. and WELLNER, J. A. *Efficient and Adaptive Estimation for Semiparametric Models*.
- [4] BOJER, C. S. and MELDGAARD, J. P. (2021). Kaggle forecasting competitions: An overlooked learning opportunity. *Int. J. Forecast.* **37** 587–603.
- [5] CHEN, T. and GUESTRIN, C. (2016). XGBoost. In *Proceedings of the 22nd ACM SIGKDD International Conference on Knowledge Discovery and Data Mining*. ACM, New York, NY, USA.
- [6] DUA, D. and GRAFF, C. (2017). UCI Machine Learning Repository.
- [7] DUDOIT, S. and LAAN, M. J. V. D. (2005). Asymptotics of cross-validated risk estimation in estimator selection and performance assessment. *Stat. Methodol.* **2** 131–154.
- [8] EFRON, B., HASTIE, T., JOHNSTONE, I. and TIBSHIRANI, R. (2004). Least angle regression. *aos* **32** 407–499.
- [9] FANG, B., GUNTUBOYINA, A. and SEN, B. (2019). Multivariate extensions of isotonic regression and total variation denoising via entire monotonicity and Hardy-Krause variation.
- [10] FRIEDMAN, J., HASTIE, T. and TIBSHIRANI, R. (2010). Regularization Paths for Generalized Linear Models via Coordinate Descent. *J. Stat. Softw.* **33** 1–22.
- [11] FRIEDMAN, J. H. (2001). Greedy function approximation: a gradient boosting machine. *Ann. Stat.*
- [12] HASTIE, T., TIBSHIRANI, R. and FRIEDMAN, J. (2009). 2. Overview of Supervised Learning. In *The Elements of Statistical Learning* 1–34. Springer New York, New York, NY.
- [13] HEJAZI, N., COYLE, J. and VAN DER LAAN, M. (2020). hal9001: Scalable highly adaptive lasso regression in R. *J. Open Source Softw.* **5** 2526.
- [14] LUO, Y. and SPINDLER, M. (2016). High-Dimensional L_2 Boosting: Rate of Convergence. *arXiv*.
- [15] ROBINS, J., LI, L., TCHETGEN, E. and VAART, A. V. D. (2008). Higher order influence functions and minimax estimation of nonlinear functionals. In *Probability and Statistics: Essays in Honor of David A. Freedman. Probability and Statistics: Essays in Honor of David A. Freedman* 335–421. Institute of Mathematical Statistics, Beachwood, Ohio, USA.
- [16] STONE, C. J. (1982). Optimal Global Rates of Convergence for Nonparametric Regression. *Ann. Stat.* **10** 1040–1053.
- [17] TIBSHIRANI, R. (1996). Regression Shrinkage and Selection via the Lasso. *J. R. Stat. Soc. Series B Stat. Methodol.* **58** 267–288.
- [18] TSIATIS, A. (2007). Semiparametric theory and missing data.
- [19] VAN DER LAAN, M. (2017). A generally efficient targeted minimum loss based estimator based on the highly adaptive Lasso. *Int. J. Biostat.* **13**.

- [20] VAN DER LAAN, M. (2023). Higher Order Spline Highly Adaptive Lasso Estimators of Functional Parameters: Pointwise Asymptotic Normality and Uniform Convergence Rates.
- [21] VAN DER LAAN, M. J., BENKESER, D. and CAI, W. (2019). Efficient Estimation of Pathwise Differentiable Target Parameters with the Undersmoothed Highly Adaptive Lasso.
- [22] VAN DER LAAN, M. J., LAAN, M. J. and ROBINS, J. M. (2003). *Unified Methods for Censored Longitudinal Data and Causality*. Springer Science & Business Media.
- [23] VAN DER VAART, A. W. (2000). *Asymptotic Statistics*. Cambridge University Press.
- [24] ZHANG, T. and YU, B. (2005). Boosting with early stopping: Convergence and consistency.
- [25] ZHAO, P. and YU, B. Boosted Lasso. <https://statistics.berkeley.edu/sites/default/files/tech-reports/678.pdf>. Accessed: 2022-1-26.

APPENDIX A: LEMMAS

Before beginning the proofs of our results we sketch the proof for a generic result from empirical process theory that we will use several times:

LEMMA 1. *If \mathcal{F} is Donsker, $(P_n - P)f_n = O_P(n^{-1/2})$ for any (possibly random) sequence $f_n \in \mathcal{F}$.*

PROOF. By definition, since \mathcal{F} is Donsker, $\sqrt{n}(P_n - P) \rightsquigarrow G$ where G is a tight Gaussian process indexed by \mathcal{F} with sample paths in $l^\infty(\mathcal{F})$ (bounded functions from \mathcal{F} to \mathbb{R} , equipped with supremum norm). Tightness means that with high probability the sample paths of G are in a compact set and can thus be covered with a *finite* number of balls. The center of each of these balls is a bounded function since all sample paths are bounded. Therefore all functions in this high-probability set are also bounded, and moreover are bounded uniformly since the number of balls is finite.

That establishes the fact that $\sup_{f \in \mathcal{F}} \sqrt{n}(P_n - P)f = O_P(1)$, since for any level of probability δ we can eventually find a high-probability set where all the contained functions are bounded. From there we get that $(P_n - P)f_n \leq \sup_{f \in \mathcal{F}} (P_n - P)f = O_P(n^{-1/2})$ as desired.

Note: as a trivial corollary we also have that $(\tilde{P}_n - P)f_n \leq \sup_{f \in \mathcal{F}} (\tilde{P}_n - P)f = O_P(n^{-1/2})$. \square

We also remind ourselves of an elementary asymptotic result:

LEMMA 2. *Let $U_n \in \{0, 1\}$ and assume $P\{U_n = 1\} \rightarrow 0$. Then $a_n U_n \xrightarrow{P} 0$ for any a_n .*

PROOF. By definition of convergence in probability we must show that $P\{a_n U_n > \epsilon\} \rightarrow 0$ for any fixed $\epsilon > 0$. But this is clear because

$$\begin{aligned} P\{a_n U_n > \epsilon\} &= \underbrace{P\{a_n U_n > \epsilon | U_n = 0\}}_0 P\{U_n = 0\} + P\{a_n U_n > \epsilon | U_n = 1\} P\{U_n = 1\} \\ &\leq P\{U_n = 1\} \rightarrow 0 \end{aligned}$$

\square

APPENDIX B: PROOF OF THEOREM 1

We can now proceed to our proof of theorem 1.

THEOREM 1 (Early-stopping validation is rate-preserving). *Consider a nested, possibly random or data-dependent, sequence of function classes*

$$(\mathcal{F}_1 \subset \mathcal{F}_2 \subset \dots \mathcal{F}_k \subset \dots \mathcal{F}_{K_n})_n \subset \mathcal{F}$$

all contained in some Donsker class \mathcal{F} . Let

- $f_{k,n} = \arg \min_{f \in \mathcal{F}_{k,n}} P_n L f$ be an empirical minimizer of L in each model
- $f = \arg \min_{\phi \in \mathcal{F}} P L \phi$ be the true, unknown minimizer in the parent Donsker class.

Define the difference in validation-set error from one iteration to the next to be $\Delta_{k,n} = \tilde{P}_n L f_{k+1,n} - \tilde{P}_n L f_{k,n}$ and choose k^* to be the smallest value k such that $\Delta_{k,n} > \epsilon_n$ for some positive ϵ_n that is allowed to shrink slower than $O(n^{-1/2})$.

If $P(L f_{K_n,n} - L f) = o_P(r_n)$ for some $r_n \rightarrow 0$, then $P(L f_{k^*,n} - L f) = o_P(r_n)$.

PROOF. The overall arc of the proof is to show that the early-stopping solution asymptotically converges to the empirical minimizer in the final class as quickly as that minimizer converges to the truth (e.g. our early stopping solution converges as quickly to the HAL solution as the HAL solution converges to the truth). To do this we will show that in large-enough samples, the validation error starts to trend monotonically downward in k with high probability. Therefore early stopping does not kick in and with high probability we obtain the empirical minimizer in the final class.

To reduce visual clutter we omit n subscripts on sequences of k as is convenient throughout the proof. Furthermore let $f_n = f_{K_n,n}$ be shorthand for the empirical minimizer in the final model in our sequence.

We begin by decomposing

$$(7) \quad P(L f_{k^*,n} - L f) = P(L f_{k^*,n} - L f_n) + \underbrace{P(L f_n - L f)}_{o_P(r_n) \text{ by assumption}}$$

The proof is complete if the first term on the right-hand side is also $o_P(r_n)$; that is, if we can show that the early-stopping solution $f_{k^*,n}$ converges in expected loss to the final empirical minimizer f_n at a rate of $o_P(r_n)$ or faster. To accomplish that we decompose

$$(8) \quad |P(L f_{k^*,n} - L f_n)| = \left| \sum_k^{K_n} 1_k(k^*) P(L f_{k,n} - L f_n) \right|$$

$$(9) \quad \leq 1(k^* = K_n) |P(L f_{K_n,n} - L f_n)| + 1(k^* < K_n) \max_{k < K_n} |P(L f_{k,n} - L f_n)|$$

The cancellation comes by our definition that $f_n = f_{K_n,n}$. Using that $1(k^* = K_n) = 1 - 1(k^* < K_n)$ we therefore establish the following sufficient conditions to ensure that the left-hand side above is $o_P(r_n)$:

1. $\max_{k < K_n} |P(L f_{k,n} - L f_n)| = O_P(1)$
2. $1(k^* < K_n) = o_P(r_n)$

Condition (1) To establish condition (1) note that the sequence of models $\mathcal{F}_{\bar{k},n}$ for

$$\bar{k} = \arg \max_{k < K_n} |P(L f_{k,n} - L f_n)|$$

defines one possible path through the random models $\mathcal{F}_{k,n}$ as n increases. For an arbitrary fixed sequence k we have

$$(10) \quad |P(L f_{k,n} - L f_n)| \leq \underbrace{|(P_n - P)(L f_{k,n} - L f_n)|}_{O_P(n^{-1/2})} + |P_n(L f_{k,n} - L f_n)|$$

In the first term, $(P_n - P)(Lf_{k,n} - Lf_n) = O_P(n^{-1/2})$ follows from lemma 1 because $f_{k,n}, f_n \in F$ which is Donsker.

To show the LHS is $O_P(1)$ it therefore suffices to show that the remaining term $P_n(Lf_{k,n} - Lf_n) = O_P(1)$. We can bound $P_n Lf_{k,n} \leq P_n Lf_{0,n}$ for any k (where $f_{0,n}(x) = \arg \min_{c \in \mathbb{R}} P_n Lc$). The idea is that an empirical minimizer in any nontrivial function class must have better training error than a constant fit. So our term of interest is bounded above by $P_n Lf_{0,n} = (P_n - P)Lf_{0,n} + PLf_{0,n}$. The first term there is $O_P(n^{-1/2})$ by lemma 1 and the second term may be bounded under very weak conditions (e.g. Y is bounded and loss function is non-negative).

We have thus established that $|P(Lf_{k,n} - Lf_n)| = O_P(1)$ uniformly over any arbitrary sequence k and thus this must also hold for the special case $k = \bar{k}$. Thus $\max_{k \leq K_n} |P(Lf_{k,n} - Lf_n)| = O_P(1)$ as desired.

Condition (2) Now we can proceed to show condition (2), which was that $1(k^* < K_n) = o_P(r_n)$. This follows from lemma 2 as long as $P\{k^* < K_n\} \rightarrow 0$, i.e. the probability of early stopping goes to zero as the sample size increases. By definition this can only happen if the probability of validation error increasing from one iteration to the next goes to zero at every iteration. Formally, we need $P\{\max_{k \leq K_n} \Delta_{k,n} > \epsilon_n\} \rightarrow 0$.

As before, consider an arbitrary sequence k : the particular (random) sequence $\bar{k} = \arg \max_{k \leq K_n} \Delta_{k,n}$ is one special case. We will show $P\{\Delta_{k,n} > \epsilon_n\} \rightarrow 0$ for any sequence k which thus implies what we want as one example. Expanding from the definition of $\Delta_{k,n}$, we have

$$(11) \quad \Delta_{k,n} = \tilde{P}_n(Lf_{k+1,n} - Lf_{k,n})$$

$$(12) \quad = \underbrace{(\tilde{P}_n - P)(Lf_{k+1,n} - Lf_{k,n})}_{O_P(n^{-1/2})} + P(Lf_{k+1,n} - Lf_{k,n})$$

The first term is $O_P(n^{-1/2})$ by lemma 1. Since ϵ_n is slower than $O(n^{-1/2})$ by assumption, we just need the second term here to be bounded above by $O_P(n^{-1/2})$ or faster to get $P\{\Delta_{k,n} > \epsilon_n\} \rightarrow 0$.

Define $f_k = \arg \min_{f \in \mathcal{F}_{k,n}} PLf$, i.e. the minimizer of the true loss in the (random) model $\mathcal{F}_{k,n}$. Continuing from above we expand the second term to

$$(13) \quad P(Lf_{k+1,n} - Lf_{k,n}) = P(Lf_{k+1,n} - Lf_{k+1}) + \underbrace{P(Lf_{k+1} - Lf_k)}_{\leq 0} + P(Lf_k - Lf_{k,n})$$

$$(14) \quad \leq |P(Lf_{k+1,n} - Lf_{k+1})| + |P(Lf_{k,n} - Lf_k)|$$

$$(15) \quad = P(Lf_{k+1,n} - Lf_{k+1}) + P(Lf_{k,n} - Lf_k)$$

The term $P(Lf_{k+1} - Lf_k) \leq 0$ by the definition of f_k and the fact that $\mathcal{F}_{k,n} \subset \mathcal{F}_{k+1,n}$ at each k in any sequence. In the last line we exploit the fact that $P(Lf_{k,n} - Lf_k) > 0$ since $f_k, f_{k,n} \in \mathcal{F}_{k,n}$ and f_k is the minimizer of the true loss.

To contend with the two remaining terms, note that for any arbitrary sequence k we have

$$(16) \quad P(Lf_{k,n} - Lf_k) = -(P_n - P)(Lf_{k,n} - Lf_k) + \underbrace{P_n(Lf_{k,n} - Lf_k)}_{\leq 0}$$

$$(17) \quad \leq -(P_n - P)(Lf_{k,n} - Lf_k)$$

which by lemma 1 is $O_P(n^{-1/2})$. However, we can also exploit the fact that $\mathcal{F}_{k,n} \subset F$ to get the better rate $o_P(r_n)$, since we know $P(Lf_n - Lf) = o_P(r_n)$ by assumption. We'll assume without loss of generality that r_n is a rate faster than $n^{-1/2}$.

Therefore we have that $\Delta_{k,n}$ bounded above by $O_P(n^{-1/2}) + o_P(r_n)$, which gives the rate $O_P(n^{-1/2})$. Thus we can afford ϵ_n shrinking at any rate slower than $n^{-1/2}$ and still get $P\{\Delta_{k,n} > \epsilon_n\} \rightarrow 0$. This is satisfied by assumption. \square

APPENDIX C: COROLLARIES

COROLLARY 1 (Using more expressive bases). *Let $\tilde{H}(X) \subset \mathcal{F}(B)$ be a (possibly random or data-adaptive) set of K_n cadlag basis functions of sectional variation bounded by B . Let*

- $\tilde{\mathcal{F}}_{k,n}(M) = \{\tilde{H}_{1:k}(x)^\top \beta : \|\beta\|_1 \leq M\}$
- $\mathcal{F}_n(M) = \{H(x)^\top \beta : \|\beta\|_1 \leq M\}$

where $H(x)$ are the HAL positive orthant bases. Then the result of theorem 1 holds if we use sequences of the form

$$\left[\left(\tilde{\mathcal{F}}_1(M) \subset \tilde{\mathcal{F}}_2(M) \subset \dots \tilde{\mathcal{F}}_k(M) \subset \dots \tilde{\mathcal{F}}_{K_n}(M) \right)_n \not\subset \mathcal{F}_n(BM) \right] \subset \mathcal{F}(BM)$$

PROOF. First we verify that indeed $\tilde{\mathcal{F}}_{k,n}(M) \subset \mathcal{F}(BM)$. Pick $f \in \tilde{\mathcal{F}}_{k,n}(M)$.

$$\|f\|_\nu = \left\| \sum \beta_k \tilde{h}_k \right\| \leq \sup_k \|\tilde{h}_k\|_\nu \sum |\beta_k| \leq BM$$

Moreover f is cadlag since the set of cadlag functions is closed under finite linear combinations. Thus $f \in \mathcal{F}(BM)$ as desired.

Now we verify the claim. This is easy because all of the assumptions of theorem 1 are already satisfied except for the fact that unfortunately $\tilde{\mathcal{F}}_{K_n}(M) \not\subset \mathcal{F}_n(BM)$. We can remedy this by modifying the proof of theorem 1. Let $f_{K_n,n}$ be the empirical minimizer in $\tilde{\mathcal{F}}_{K_n,n}(M)$ and let f_n be the empirical minimizer in $\mathcal{F}_n(BM)$ (i.e. the HAL solution). In line 9, we instead decompose

(18)

$$\begin{aligned} |P(Lf_{k^*,n} - Lf_n)| &= \left| 1(k^* = K_n + 1) \underbrace{P(Lf_n - Lf_n)}_{=0} + \sum_k^{K_n} 1_k(k^*) P(Lf_{k,n} - Lf_n) \right| \\ (19) \quad &\leq 1(k^* = K_n) |P(Lf_{K_n,n} - Lf_n)| + 1(k^* < K_n) \max_{k < K_n} |P(Lf_{k,n} - Lf_n)| \end{aligned}$$

The second term is dealt with exactly as in the original proof. It remains to show that the first term is $o_P(r_n)$.

As in the original proof, we can first stochastically bound $|P(Lf_{K_n,n} - Lf_n)| = O_P(1)$ by following exactly the same arguments but without having to pay attention to the max over the sequence.

Next we prove $1(k^* = K_n) = o_P(r_n)$, which follows from lemma 2 if $\Delta_{K_n,n}$ is stochastically bounded (as in the original proof of condition (2)). Expanding,

(20)

$$\Delta_{K_n,n} = \tilde{P}_n(Lf_n - Lf_{K_n,n}) = \underbrace{(\tilde{P}_n - P)(Lf_n - Lf_{K_n,n})}_{O_P(n^{-1/2})} + \underbrace{P(Lf_n - Lf)}_{o_P(r_n)} + \underbrace{P(Lf - Lf_{K_n,n})}_{\leq 0}$$

by lemma 1, assumption, and definition of f as true minimizer in the parent model, respectively. \square

COROLLARY 2 (Sample-size dependent early stopping). *If $\|f_{k+1,n} - f_{k,n}\| < \delta_n \rightarrow 0$ for all k , we can relax the presumption that ϵ_n shrink slower than $O(n^{-1/2})$ and instead require that it shrinks slower than $O(n^{-1/2}\delta_n^{1/2})$ (presuming that is faster than $O(n^{-1/2})$) and still obtain the conclusion of theorem 1. However, in no case can ϵ_n shrink faster than $o(r_n)$.*

PROOF. In eq. 12 we decompose $\Delta_{k,n}$ into two terms, one of which is $O_P(n^{-1/2})$ and the other which is $o_P(r_n)$. Again presuming without loss of generality that r_n is faster than $n^{-1/2}$, we immediately see that if the $O_P(n^{-1/2})$ term is what is gating the speed of convergence. If we could improve that rate, then $\Delta_{k,n}$ would converge more quickly and that would give more wiggle room for ϵ_n . However, once that rate improves past $o(r_n)$, it is the other term that gates the convergence, which shows that $o(r_n)$ is the best we can do by finding fast bounds on δ_n .

The $O_P(n^{-1/2})$ term in question is $(\tilde{P}_n - P)(Lf_{k+1,n} - Lf_{k,n})$. Using a bound based on entropy integrals, Bibaut and van der Laan [2] invoke a result that shows $(\tilde{P}_n - P)(Lg_n - Lf_n) = O_P(n^{-1/2}\delta_n^{1/2})$ for $g_n, f_n \in \mathcal{F}$ as long as $\|g_n - f_n\| < \delta_n$. The result follows immediately. \square

A comment on corollary 2: The condition $\|f_{k+1,n} - f_{k,n}\| < \delta_n \rightarrow 0$ may be difficult to show for any particular data-adaptive method of constructing the nested models $\mathcal{F}_1 \subset \dots \mathcal{F}_{K_n}$. However, one may have intuition that as n increases, we get K_n increasing and perhaps the difference between subsequent models becomes smaller and smaller such that the distance between empirical loss minimizers in adjacent models decreases. Alternatively, one might presume that the ordering of the models is good enough that most of the “fitting” happens early on (i.e. validation error decreases sharply and then tapers off), in which case the required condition would hold for k greater than some k_0 , perhaps.

In any case, the implication is that for sensibly constructed adaptive sequences we may be able to tolerate being slightly more sensitive to increases in validation error in larger and larger samples.

COROLLARY 3 (Nested early-stopping validation). *Consider the setting of theorem 1, but replace the parent class \mathcal{F} with a Donsker class \mathcal{G}^m nested in a sequence of Donsker classes $(\mathcal{G}^1 \subset \dots \mathcal{G}^m \subset \dots \mathcal{G}^{M_n}) \subset \mathcal{G}$ with $f \in \mathcal{G}$ and let f_n be an empirical minimizer in \mathcal{G}^{M_n} . We must thus replace \mathcal{F}_k with \mathcal{F}_k^m and k^* becomes $k^*(m)$. In addition, we assume that $F_{K_n(m)}^m = \mathcal{G}^m$.*

Define the difference in validation-set error from one estimate to the next to be $\Delta_n^m = \tilde{P}_n Lf_{k^(m+1),n}^{m+1} - \tilde{P}_n Lf_{k^*(m),n}^m$ with $k^*(m)$ chosen as in theorem 1. Choose m^* to be the smallest value m such that $\Delta_n^m > \epsilon_n$ for some positive ϵ_n that is allowed to shrink slower than $O(n^{-1/2})$.*

If $P(Lf_n - Lf) = o_P(r_n)$ for some $r_n \rightarrow 0$, then $P(Lf_{k^(m^*),n}^{m^*} - Lf) = o_P(r_n)$.*

PROOF. Follow the outline of the proof of theorem 1, we begin by decomposing

$$(21) \quad P(Lf_{k^*(m^*),n}^{m^*} - Lf) = P(Lf_{k^*(m^*),n}^{m^*} - Lf_n) + \underbrace{P(Lf_n - Lf)}_{o_P(r_n) \text{ by assumption}}$$

The proof is complete if the first term on the right-hand side is also $o_P(r_n)$. Now,

(22)

$$|P(Lf_{k^*(m^*),n}^{m^*} - Lf_n)| = \left| \sum_{m=1}^{M_n} 1_m(m^*) P(Lf_{k^*(m),n}^m - Lf_n) \right|$$

$$(23) \quad \leq 1(m^* = M_n) |P(Lf_{k^*(M_n),n}^{M_n} - Lf_n)| + 1(m^* < M_n) \max_{m < M_n} |P(Lf_{k^*(m),n}^m - Lf_n)|$$

According to theorem 1 applied to \mathcal{G}^{M_n} , $P(Lf_{k^*(M_n),n}^{M_n} - Lf^{M_n})$ preserves the rate of $P(Lf_n^{M_n} - Lf^{M_n})$.

By definition we have $f_n^{M_n} = f_n$. Thus, by assumption, $P(Lf_n^{M_n} - Lf) = o_P(r_n)$.

In addition, since $P(Lf_n^{M_n}) \geq P(Lf^{M_n}) \geq P(Lf)$, we have $P(Lf_n^{M_n} - Lf^{M_n}) = o_P(r_n)$.

So, $P(Lf_{k^*(M_n),n}^{M_n} - Lf^{M_n}) = o_P(r_n)$ too.

Thus, $|P(Lf_{k^*(M_n),n}^{M_n} - Lf_n)| = |P(Lf_{k^*(M_n),n}^{M_n} - Lf_n^{M_n})| = o_P(r_n)$.

We therefore establish the sufficient conditions to ensure that the left-hand side above is $o_P(r_n)$:

1. $\max_{m < M_n} |P(Lf_{k^*(m),n}^m - Lf_n)| = O_P(1)$
2. $1(m^* < M_n) = o_P(r_n)$

Condition (1) Reusing the proof of condition (1) in theorem 1, by changing $f_{k,n}, k, K_n$ with $f_{k^*(m),n}^m, m, M_n$ respectively, we get $\max_{m < M_n} |P(Lf_{k^*(m),n}^m - Lf_n)| = O_P(1)$.

Condition (2) As in the proof of condition (2) in theorem 1, we only need to show $P\{\Delta_n^m > \epsilon_n\} \rightarrow 0$ for any sequence m . Now,

$$(24) \quad \Delta_n^m = \tilde{P}_n Lf_{k^*(m+1),n}^{m+1} - \tilde{P}_n Lf_{k^*(m),n}^m$$

$$(25) \quad = \underbrace{(\tilde{P}_n - P)(Lf_{k^*(m+1),n}^{m+1} - Lf_{k^*(m),n}^m)}_{O_P(n^{-1/2})} + P(Lf_{k^*(m+1),n}^{m+1} - Lf_{k^*(m),n}^m)$$

As before, we just need the second term here to be bounded above by $O_P(n^{-1/2})$ or faster. Now,

(26)

$$P(Lf_{k^*(m+1),n}^{m+1} - Lf_{k^*(m),n}^m)$$

(27)

$$= PL \sum_{k=1}^{K_n(m+1)} 1_k(k^*(m+1)) f_{k,n}^{m+1} - PL \sum_{j=1}^{K_n(m)} 1_j(k^*(m)) f_{j,n}^m$$

(28)

$$\leq 1\left(k^*(m+1) = K_n(m+1), k^*(m) = K_n(m)\right) (PLf_{K_n(m+1),n}^{m+1} - PLf_{K_n(m),n}^m)$$

(29)

$$+ 1\left(k^*(m+1) < K_n(m+1) \text{ or } k^*(m) < K_n(m)\right) \max_{k < K_n(m+1), j < K_n(m)} |PLf_{k,n}^{m+1} - PLf_{j,n}^m|$$

Mimicking the proof for condition (1) in theorem 1, we can show that $\max_{k < K(m+1), j < K(m)} |PLf_{k,n}^{m+1} - PLf_{j,n}^m| = O_P(1)$ by considering arbitrary sequence of k, j, m .

Now, consider $\Delta_{k,n}^m = \tilde{P}_n Lf_{k+1,n}^m - \tilde{P}_n Lf_{k,n}^m$. By reusing the proof of condition (2) in theorem 1, we have $P(k^*(m+1) < K_n(m+1)) \rightarrow 0$ and $P(k^*(m) < K_n(m)) \rightarrow 0$ for any sequence of m . So, $P[k^*(m+1) < K(m+1) \text{ or } k^*(m) < K(m)] \rightarrow 0$. So, $1 \left(k^*(m+1) < K(m+1) \text{ or } k^*(m) < K(m) \right) = o_p(r_n)$.

So, the second term is $o_p(r_n)$. Thus, we only need $(PLf_{K(m+1),n}^{m+1} - PLf_{K(m),n}^m)$ is bounded above by $O_P(n^{-1/2})$.

Let g_n^m denote empirical minimizers in \mathcal{G}^m . Now since $F_{K_n(m)}^m = \mathcal{G}^m \quad \forall m$, we are required to show $PLg_n^{m+1} - PLg_n^m$ bounded above by $O_P(n^{-1/2})$. By noting that this statement has nothing to do with the subsequence within \mathcal{G}^m , we actually prove it in theorem 1 where we have $P(Lf_{k+1,n} - Lf_{k,n})$ bounded above by $O_P(n^{-1/2})$.

□