

Oracle-MNIST: a Realistic Image Dataset for Benchmarking Machine Learning Algorithms

Mei Wang, Weihong Deng
 School of Artificial Intelligence
 Beijing University of Posts and Telecommunications
 {wangmei1, whdeng}@bupt.edu.cn

Abstract

We introduce the Oracle-MNIST dataset, comprising of 28×28 grayscale images of 30,222 ancient characters from 10 categories, for benchmarking pattern classification, with particular challenges on image noise and distortion. The training set totally consists of 27,222 images, and the test set contains 300 images per class. Oracle-MNIST shares the same data format with the original MNIST dataset, allowing for direct compatibility with all existing classifiers and systems, but it constitutes a more challenging classification task than MNIST. The images of ancient characters suffer from 1) extremely serious and unique noises caused by three-thousand years of burial and aging and 2) dramatically variant writing styles by ancient Chinese, which all make them realistic for machine learning research. The dataset is freely available at <https://github.com/wm-bupt/oracle-mnist>.

1 Introduction

In the last few years, fast progress has been unfolding in machine learning (ML) thanks to the release of specialized datasets serving as an experimental testbed and public benchmark of current progress, thus focusing the efforts of the research community. The most widely known dataset in computer vision is the MNIST dataset, which was first introduced in 1998 by LeCun et al. (1998). MNIST is a 10-class digit classification dataset, and consists of 60,000 grayscale images for training and 10,000 grayscale images for testing. The entire dataset is relatively small, free to access and use, and is encoded and stored in an entirely straightforward manner, which have almost certainly contributed to its widespread use.

However, with the discovery of improved learning algorithms, the performance has been saturated on MNIST. For example, Convolutional Neural Networks (CNNs) (Krizhevsky et al., 2012; He et al., 2016) can easily achieve an accuracy of above 99%. *This is partially attributed to the benchmark that does not capture requirements of many real-world scenarios.* To avoid the saturated performance and offer challenges for the improved ML algorithms, some modified MNIST datasets are constructed, e.g., EMNIST (Cohen et al., 2017) and Fashion-MNIST (Xiao et al., 2017). EMNIST extends the number of classes by introducing uppercase and lowercase characters, but the extra classes require a change of the framework of deep neural network used by MNIST. Fashion-MNIST contains 70,000 grayscale images of 10-class fashion products. These product images are taken from Zalando’s website¹ shot by professional photographers, and thus are clear and standardized. However, it fails to capture as wide of a range of variations as possible in the real world.

The purpose of this paper is to provide a realistic and challenging dataset, called Oracle-MNIST, to facilitate easy and fast evaluation for ML algorithms on the real-world images of ancient characters. Oracle-MNIST contains 30,222 images of oracle characters belonging to 10 categories.

¹Zalando is the Europe’s largest online fashion platform. <http://www.zalando.com>

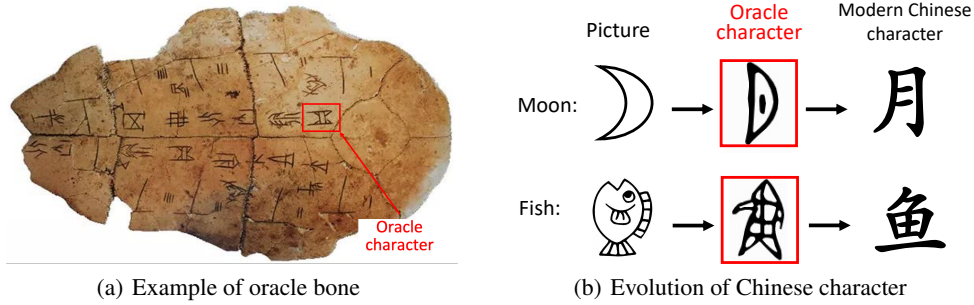


Figure 1: Oracle characters are the oldest hieroglyphs in China, which were inscribed on (a) oracle bones about 3000 years ago. (b) Despite the pictorial nature of oracle characters, it constitutes a fully functional and well-developed writing system.

1. **Real-world challenge.** Different from handwritten digits, oracle characters are scanned from the real oracle-bone surface. Therefore, Oracle-MNIST suffers from extremely serious and unique noises caused by thousands of years of burial and aging, and contains various writing styles in each category which all make it more realistic and difficult for ML research.
2. **Ease-of-use.** Following the original MNIST, the images in Oracle-MNIST have 28×28 grayscale pixels. It can immediately compatible with any ML package capable of working with the MNIST dataset since it shares the same data format. In fact, the only change one needs to use this dataset is to change the URL from where the MNIST dataset is fetched.

2 Oracle-MNIST Dataset

2.1 Discovery of Oracle Characters

Ancient history relies on the study of ancient characters. As the oldest hieroglyphs in China, oracle characters (Flad et al., 2008; Keightley, 1997), with a history spanning nearly three millennia, have contributed greatly to modern civilization, enabling the Chinese culture to be passed on from generation to generation and become the only civilization to last up to the present. As shown in Fig. 1, oracle characters are engraved on tortoise shells and animal bones, and record the life and history of the Shang Dynasty (around 1600-1046 B.C.), including divination practices, war expeditions, hunting, medical treatments, and childbirth. They were first discovered by a merchant called Wang Xirong in 1899, during the Qing Dynasty (1644-1911). In the early 20th century, Chinese researchers excavated numerous oracle bones at Xiaotun Village in Anyang, Henan Province, capital of the Shang Dynasty. Since then, the research on oracle characters has attracted much attention. It is of vital importance for Chinese etymologies and calligraphy as well as learning the culture and history of ancient China and even the world.




Figure 2: (a) Example of scanned oracle inscription. (b-d) Examples of scanned oracle characters. Different writing styles lead to a high degree of intra-class variance and inter-class similarity.

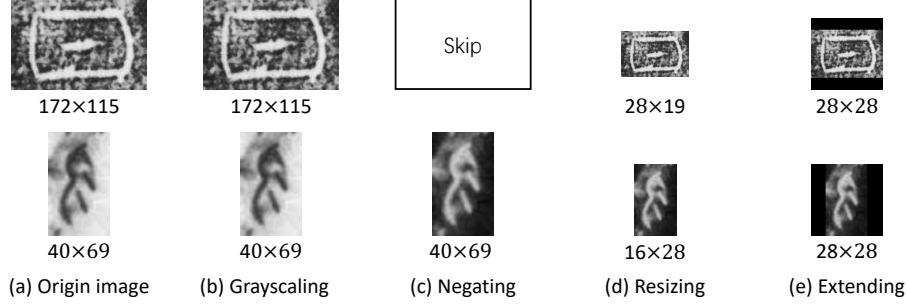


Figure 3: Diagram of the conversion process used to generate Oracle-MNIST dataset. Two examples from ‘sun’ and ‘not’ categories are depicted, respectively.

Table 1: Files contained in the Oracle-MNIST dataset.

Name	Description	#Images	Size
train-images-idx3-ubyte.gz	Training set images	27,222	12.4 MBytes
train-labels-idx1-ubyte.gz	Training set labels	27,222	13.7 KBytes
t10k-images-idx3-ubyte.gz ¹	Test set images	3,000	1.4 MBytes
t10k-labels-idx1-ubyte.gz ¹	Test set labels	3,000	1.6 KBytes

¹ Although our test set consists of only 3K images, it is called ‘t10k’ instead of ‘t3k’ to be consistent with the original MNIST dataset such that it can be easily compatible with any ML package.

Most of oracle characters are stored by scanned images, which are generated by reproducing the oracle-bone surface by placing a piece of paper over the subject and then rubbing the paper with rolled ink, as shown in Fig. 2(a). Recognizing these oracle characters is difficult for both experts and machines. Thus far, nearly 4,500 different oracle characters have been discovered, but only about 2,200 characters have been successfully deciphered. The reasons are as follows. (1) **Abrasion and noise.** Many oracle-bone inscriptions have been damaged over the centuries and their texts are now fragmentary. The aging process has also made the inscriptions less legible so that these scanned characters are broken and contain serious noises. (2) **Large variance.** Different writing styles lead to a high degree of intra-class variance. Characters belonging to the same category largely vary in stroke and even topology, as shown in Fig. 2(b). Some characters belonging to the different categories are similar to each other, which brings great difficulty for recognition. For example, the characters of ‘wood’ and ‘cattle’ categories only differ in some small details shown in Fig. 2(c) and 2(d).

2.2 Details of Dataset

Oracle-MNIST is based on the collection of YinQiWenYuan website². Those oracle characters are scanned from the real oracle-bone surface, thus they are broken and suffer from serious noises. Each scanned image is centered by one single character. Most of the original images have gray or black backgrounds and vary in resolution.

We selected 30,222 commonly-used characters of 10 classes to build Oracle-MNIST. The original images are then fed into the following conversion pipeline, which is visualized in Fig. 3. We also attempt to process the images by some image enhancement techniques, e.g., gray stretch and histogram equalization. Although the visual quality of images is successfully improved, the recognition performance would slightly degrade. Therefore, no image enhancement technology is applied to Oracle-MNIST. We also make the original images available and left the data processing job to the algorithm developers.

1. Converting the image to 8-bit grayscale pixels.
2. Negating the intensities of the image if its foreground is darker than the background.



²YinQiWenYuan is a large oracle-bone platform (<http://jgw.aynu.edu.cn/ajaxpage/home2.0>) constructed by AnYang Normal University.

3. Resizing the longest edge of the image to 28 using a bi-cubic interpolation algorithm.
4. Extending the shortest edge to 28 and put the image to the center of the canvas.

We utilize the meanings of characters as their class labels. The labels are manually annotated by experts in archeology or paleography. Table 2 gives a summary of all class labels in Oracle-MNIST with examples for each class.

Finally, we divide the dataset into a training and a test set, and make sure that they are disjoint. The training set totally consists of randomly-selected 27,222 images, and the test set contains 300 images per class. Images and labels are stored in the same file format as the MNIST dataset, which is designed for storing vectors and multidimensional matrices. The result files are listed in Table 1.

Table 2: Class labels, example images and the number of training images in Oracle-MNIST dataset.

Label	Description (# Training images)	Examples
0	big 大(2433)	
1	sun 日(2765)	
2	moon 月(2668)	
3	cattle 牛(2614)	
4	next 翌(2610)	
5	field 田(2328)	
6	not 勿(2710)	
7	arrow 矢(2360)	
8	time ¹ 巳(3335)	
9	wood 木(3399)	

¹ 9-11 a.m. (one of the Earthly Branches which are ancient China's systems for keeping time).

3 Experiments

We evaluate some algorithms with different parameters on Oracle-MNIST and report the results in Table 3. For each algorithm, the average classification accuracy is reported based on three repeated experiments. The benchmarks on the MNIST and Fashion-MNIST dataset are also included for a side-by-side comparison.

From the results, we have the following observations. First, classic (shallow) ML algorithms can easily achieve 97% on the MNIST dataset which proves that MNIST is too easy to evaluate the algorithms. Our Oracle-MNIST dataset provides 10-class images of ancient characters and further captures as wide of a range of variations as possible in the real world to pose a more challenging classification task than the MNIST digits data and Fashion-MNIST data. As we can see that all classic (shallow) ML algorithms perform the best on MNIST, followed by Fashion-MNIST, and the worst on Oracle-MNIST. For example, the random forest classifier achieves the accuracies of 97.1% , 87.1% and 64.9%, respectively. This is because a high degree of intra-class variance and inter-class similarity, described above in Section 2.1, would bring great difficulty for classification. Moreover, the scanned oracle images are seriously degraded and even completely lost their discriminative glyph information caused by blur, noise and occlusion.

Second, CNN outperforms all of the classic (shallow) ML algorithms on Oracle-MNIST. Benefitting from local receptive fields and spatial or temporal subsampling, CNN can force the extraction of local features and reduce the sensitivity of the output to shifts and distortions (LeCun et al., 1995). Therefore, the real-world challenges, e.g., different writing styles, noise and occlusion, can be tackled to some extent. However, the performance on Oracle-MNIST has not been saturated. The CNN utilized in this paper achieves an error rate of 6.2% on Oracle-MNIST, and there is still room for improvement. In spite of the powerful representation ability of CNN, the problem of recognizing these ancient characters remains to be fully solved.

Table 3: Benchmark on Oracle-MNIST, Fashion-MNIST and MNIST.

Algorithm	Parameter	Test Accuracy		
		Oracle	Fashion	MNIST
CNN	2×Conv-Pool-ReLu, 2×FC, Dropout	93.8	92.1	99.3
	2×Conv-Pool-ReLu, 2×FC	92.8	90.8	99.4
	1×Conv-Pool-ReLu, 2×FC	91.6	91.2	99.2
SVC	C=10, kernel=rbf	75.5	89.7	97.3
	C=100, kernel=rbf	75.0	89.0	97.2
	C=100, kernel=poly	74.5	89.0	97.8
	C=10, kernel=poly	73.2	89.1	97.6
	C=1, kernel=rbf	71.3	87.9	96.6
	C=1, kernel=poly	62.9	87.3	95.7
	C=1, kernel=linear	57.6	83.9	92.9
	C=10, kernel=linear	56.7	82.9	92.7
	C=100, kernel=linear	56.2	82.7	92.6
MLPClassifier	activation=relu, hidden_layer_sizes=[100]	74.7	87.1	97.2
	activation=relu, hidden_layer_sizes=[100, 10]	72.6	87.0	97.2
	activation=tanh, hidden_layer_sizes=[100]	66.7	86.8	96.2
	activation=tanh, hidden_layer_sizes=[100, 10]	65.5	86.3	95.7
	activation=relu, hidden_layer_sizes=[10, 10]	61.2	85.0	93.6
	activation=relu, hidden_layer_sizes=[10]	60.7	84.8	93.3
	activation=tanh, hidden_layer_sizes=[10]	58.4	84.1	92.1
	activation=tanh, hidden_layer_sizes=[10, 10]	58.4	84.0	92.1
GradientBoostingClassifier	n_estimators=100, loss=deviance, max_depth=10	72.5	88.0	96.9
	n_estimators=50, loss=deviance, max_depth=10	69.9	87.2	96.4
	n_estimators=100, loss=deviance, max_depth=3	69.7	86.2	94.9
Continued on next page				

Table 3: continued from previous page.

Algorithm	Parameter	Test Accuracy		
		Oracle	Fashion	MNIST
RandomForestClassifier	n_estimators=50, loss=deviance, max_depth=3	64.6	84.0	92.6
	n_estimators=10, loss=deviance, max_depth=10	59.9	84.9	93.3
	n_estimators=100, criterion=gini, max_depth=100	65.0	87.2	97.0
	n_estimators=100, criterion=entropy, max_depth=50	65.0	87.2	96.9
	n_estimators=100, criterion=gini, max_depth=50	64.9	87.1	97.1
	n_estimators=100, criterion=entropy, max_depth=100	64.9	87.3	97.0
	n_estimators=50, criterion=gini, max_depth=100	63.6	86.9	96.7
	n_estimators=50, criterion=entropy, max_depth=50	62.9	87.1	96.7
	n_estimators=50, criterion=gini, max_depth=50	62.6	87.0	96.8
	n_estimators=50, criterion=entropy, max_depth=100	62.5	87.2	96.8
	n_estimators=100, criterion=gini, max_depth=10	58.3	83.5	94.9
	n_estimators=100, criterion=entropy, max_depth=10	58.3	83.8	95.0
	n_estimators=50, criterion=entropy, max_depth=10	58.0	83.8	94.7
	n_estimators=50, criterion=gini, max_depth=10	57.6	83.4	94.5
	n_estimators=10, criterion=gini, max_depth=10	53.2	82.5	93.0
	n_estimators=10, criterion=entropy, max_depth=10	52.8	82.8	93.3
	n_estimators=10, criterion=entropy, max_depth=100	52.1	85.2	94.9
	n_estimators=10, criterion=gini, max_depth=100	52.0	84.7	94.8
	n_estimators=10, criterion=entropy, max_depth=50	51.8	85.3	94.9
	n_estimators=10, criterion=gini, max_depth=50	51.3	84.8	94.8
KNeighborsClassifier	weights=distance, n_neighbors=9, p=2	62.7	84.9	94.4
	weights=distance, n_neighbors=9, p=1	61.8	85.4	95.5
	weights=uniform, n_neighbors=9, p=1	61.6	85.3	95.5
	weights=uniform, n_neighbors=9, p=2	61.5	84.7	94.3
	weights=distance, n_neighbors=5, p=1	60.3	85.4	95.9
	weights=uniform, n_neighbors=5, p=1	59.6	85.2	95.7
	weights=distance, n_neighbors=5, p=2	59.5	85.2	94.5
	weights=uniform, n_neighbors=5, p=2	59.0	84.9	94.4
	weights=uniform, n_neighbors=1, p=1	55.8	83.8	95.5
	weights=distance, n_neighbors=1, p=1	55.8	83.8	95.5
	weights=distance, n_neighbors=1, p=2	55.7	83.9	94.3
	weights=uniform, n_neighbors=1, p=2	55.7	83.9	94.3
LogisticRegression	C=10, multi_class=ovr, penalty=l2	59.8	83.9	91.6
	C=100, multi_class=ovr, penalty=l2	59.8	83.6	91.6
	C=1, multi_class=ovr, penalty=l2	59.7	84.1	91.7
LinearSVC	loss=hinge, C=1, multi_class=crammer_singer, penalty=l2	58.1	83.5	91.9
	loss=squared_hinge, C=1, multi_class=crammer_singer, penalty=l2	58.0	83.4	91.9
	loss=hinge, C=1, multi_class=crammer_singer, penalty=l1	57.8	83.3	91.9
	loss=squared_hinge, C=1, multi_class=crammer_singer, penalty=l1	57.3	83.3	91.9
	loss=squared_hinge, C=1, multi_class=ovr, penalty=l2	55.8	82.0	91.2
	loss=hinge, C=1, multi_class=ovr, penalty=l2	54.8	83.6	91.7
SGDClassifier	loss=log, penalty=l1	56.7	81.5	91.0
	loss=log, penalty=elasticnet	56.0	81.6	91.2
	loss=hinge, penalty=l1	55.6	81.5	91.1
	loss=log, penalty=l2	55.1	81.3	91.3
	loss=hinge, penalty=l2	54.9	81.9	91.4
	loss=hinge, penalty=elasticnet	54.7	81.6	91.3
	loss=modified_huber, penalty=elasticnet	51.5	81.3	91.4
	loss=modified_huber, penalty=l1	50.7	81.7	91.0
	loss=perceptron, penalty=l1	49.4	81.8	91.2
	loss=modified_huber, penalty=l2	49.0	81.6	91.3

Continued on next page

Table 3: continued from previous page.

Algorithm	Parameter	Test Accuracy		
		Oracle	Fashion	MNIST
	loss=perceptron, penalty=l2	47.9	81.4	91.3
	loss=perceptron, penalty=elasticnet	47.4	81.4	91.2
	loss=squared_hinge, penalty=l1	46.5	81.3	91.1
	loss=squared_hinge, penalty=l2	45.0	81.4	91.2
	loss=squared_hinge, penalty=elasticnet	42.1	81.5	91.4

4 Conclusions

In this paper, we present a realistic and challenging benchmark dataset, i.e. Oracle-MNIST. It contains 28×28 grayscale images of 30,222 ancient characters belonging to 10 categories, for benchmarking the robustness to image noise and distortion in computer vision. Oracle-MNIST is converted to a format that is directly compatible with classifiers built to handle the MNIST dataset. With thousands of years of burial and aging, these ancient characters suffer from noise, and additionally vary in writing styles, which bring great difficulty for recognition. Benchmark results show that the classification task of ancient characters is indeed more challenging.

References

- Gregory Cohen, Saeed Afshar, Jonathan Tapson, and Andre Van Schaik. Emnist: Extending mnist to handwritten letters. In *Proceedings of the international joint conference on neural networks*, pp. 2921–2926, 2017.
- Rowan K Flad, Sarah Allan, Rod Campbell, Xingcan Chen, Lothar von Falkenhausen, Hui Fang, Magnus Fiskesjö, Zhichun Jing, David N Keightley, Evangelos Kyriakidis, et al. Divination and power: a multiregional view of the development of oracle bone divination in early china. *Current Anthropology*, 49:403–437, 2008.
- Kaiming He, Xiangyu Zhang, Shaoqing Ren, and Jian Sun. Deep residual learning for image recognition. In *Proceedings of the IEEE conference on computer vision and pattern recognition*, pp. 770–778, 2016.
- David N Keightley. Graphs, words, and meanings: Three reference works for shang oracle-bone studies, with an excursus on the religious role of the day or sun. *Journal of the American Oriental Society*, 117:507–524, 1997.
- Alex Krizhevsky, Ilya Sutskever, and Geoffrey E Hinton. Imagenet classification with deep convolutional neural networks. *Advances in neural information processing systems*, 25:1–9, 2012.
- Yann LeCun, Yoshua Bengio, et al. Convolutional networks for images, speech, and time series. *The handbook of brain theory and neural networks*, 3361(10):1–14, 1995.
- Yann LeCun, Léon Bottou, Yoshua Bengio, and Patrick Haffner. Gradient-based learning applied to document recognition. *Proceedings of the IEEE*, 86(11):2278–2324, 1998.
- Han Xiao, Kashif Rasul, and Roland Vollgraf. Fashion-mnist: a novel image dataset for benchmarking machine learning algorithms. *arXiv preprint arXiv:1708.07747*, pp. 1–6, 2017.