



Search for CP violation using \hat{T} -odd correlations in $B^0 \rightarrow p\bar{p}K^+\pi^-$ decays

LHCb collaboration

Abstract

A search for CP and P violation in charmless four-body $B^0 \rightarrow p\bar{p}K^+\pi^-$ decays is performed using triple-product asymmetry observables. It is based on proton-proton collision data collected by the LHCb experiment at centre-of-mass energies of 7, 8 and 13 TeV, corresponding to a total integrated luminosity of 8.4 fb^{-1} . The CP - and P -violating asymmetries are measured both in the integrated phase space and in specific regions. No evidence is seen for CP violation. P -parity violation is observed at a significance of 5.8 standard deviations.

Submitted to Phys. Rev. D

1 Introduction

Studying CP violation in b -hadron decays is one of the main purposes of the LHCb experiment, aimed at testing the validity of the Cabibbo-Kobayashi-Maskawa (CKM) mechanism in the Standard Model (SM). New sources of CP violation, beyond the CKM mechanism, can provide insights into the matter-antimatter asymmetry observed in the universe. Multi-body B -meson decays have proven to be an excellent laboratory for studying CP violation thanks to significant interference between the underlying amplitudes. Indeed, large CP asymmetries localised in regions of phase space of charmless three-body B -meson decays have been reported by the LHCb collaboration [1–4], including the first evidence of CP violation in the $B^+ \rightarrow p\bar{p}K^+$ decay [5]. It is therefore of great interest to search for further manifestations of CP violation in baryonic B decays, where asymmetries of up to 20% are predicted [6–8].

In this paper, a search for CP and P violation based on triple-product asymmetries [9] in the charmless region of the $B^0 \rightarrow p\bar{p}K^+\pi^-$ decay¹ is reported using proton-proton (pp) collision data collected with the LHCb detector, corresponding to a total integrated luminosity of 8.4 fb^{-1} . A data subsample of 3 fb^{-1} was collected at centre-of-mass energies of 7 and 8 TeV during 2011 and 2012 (denoted Run 1) while a data subsample of 5.4 fb^{-1} was collected at 13 TeV from 2016 to 2018 (denoted Run 2).

The study is performed for proton-antiproton invariant mass $m_{p\bar{p}} < 2.85\text{ GeV}/c^2$, corresponding to a region below the charmonium resonances. In this region, the decay is governed mainly by tree-level $b \rightarrow u\bar{u}s$ and loop-level $b \rightarrow s\bar{u}u$ transitions. Violation of the CP symmetry can arise from the interference of these two amplitudes, whose weak-phase difference is given by $\arg(V_{ub}V_{us}^*/V_{tb}V_{ts}^*)$, and is approximately equal to the CKM angle γ in the SM [10].

The three-momenta of the final-state particles in the B^0 and \bar{B}^0 rest frame are used to build the triple-products $C_{\hat{T}}$ for B^0 and $\bar{C}_{\hat{T}}$ for \bar{B}^0 , which are odd under the operator \hat{T} that reverses the momentum of the particles, and thus acts similarly to the P -parity operator. These triple products are defined as

$$C_{\hat{T}} = \vec{p}_{K^+} \cdot (\vec{p}_{\pi^-} \times \vec{p}_p), \quad \bar{C}_{\hat{T}} = \vec{p}_{K^-} \cdot (\vec{p}_{\pi^+} \times \vec{p}_{\bar{p}}). \quad (1)$$

where \vec{p} denotes vector momentum of the final-state particle indicated in the subscript. Under the CP operator the triple product transforms as $CP(C_{\hat{T}}) = -\bar{C}_{\hat{T}}$.

The two \hat{T} -odd triple product asymmetries are defined as

$$A_{\hat{T}} = \frac{N(C_{\hat{T}} > 0) - N(C_{\hat{T}} < 0)}{N(C_{\hat{T}} > 0) + N(C_{\hat{T}} < 0)}, \quad \bar{A}_{\hat{T}} = \frac{\bar{N}(-\bar{C}_{\hat{T}} > 0) - \bar{N}(-\bar{C}_{\hat{T}} < 0)}{\bar{N}(-\bar{C}_{\hat{T}} > 0) + \bar{N}(-\bar{C}_{\hat{T}} < 0)}, \quad (2)$$

where N and \bar{N} are the numbers of B^0 and \bar{B}^0 decays satisfying the requirement expressed in the corresponding parenthesis. The CP - and P -violating observables are then constructed as

$$a_{CP}^{\hat{T}\text{-odd}} = \frac{1}{2}(A_{\hat{T}} - \bar{A}_{\hat{T}}), \quad a_P^{\hat{T}\text{-odd}} = \frac{1}{2}(A_{\hat{T}} + \bar{A}_{\hat{T}}). \quad (3)$$

A significant deviation from zero in these two observables would indicate CP violation and P violation, respectively. In contrast to the asymmetry between the phase-space integrated rates, triple-product asymmetries are sensitive to the interference of \hat{P} -even and \hat{P} -odd

¹Charge-conjugated decays are implicitly considered throughout the text.

amplitudes and thus have a different sensitivity to strong phases [9, 11]. Triple-product asymmetries have been used to search for CP violation in b -baryon decays [12, 13] and in D -meson decays [14, 15]. By construction, such asymmetries are largely insensitive to particle-antiparticle production and detector-induced asymmetries [14].

2 Detector and simulation

The LHCb detector [16, 17] is a single-arm forward spectrometer covering the pseudorapidity range $2 < \eta < 5$, designed for the study of particles containing b or c quarks. The detector includes a high-precision tracking system consisting of a silicon-strip vertex detector surrounding the pp interaction region [18], a large-area silicon-strip detector located upstream of a dipole magnet with a bending power of about 4 Tm, and three stations of silicon-strip detectors and straw drift tubes [19, 20] placed downstream of the magnet. The tracking system provides a measurement of the momentum, p , of charged particles with a relative uncertainty that varies from 0.5% at low momentum to 1.0% at 200 GeV/ c . The minimum distance of a track to a primary pp collision vertex (PV), the impact parameter (IP), is measured with a resolution of $(15 + 29/p_T) \mu\text{m}$, where p_T is the component of the momentum transverse to the beam, in GeV/ c . Different types of charged hadrons are distinguished using information from two ring-imaging Cherenkov detectors [21]. Photons, electrons and hadrons are identified by a calorimeter system consisting of scintillating-pad and preshower detectors, an electromagnetic and a hadronic calorimeter. Muons are identified by a system composed of alternating layers of iron and multiwire proportional chambers [22]. The online event selection is performed by a trigger [23], which consists of a hardware stage, based on information from the calorimeter and muon systems, followed by a software stage, which applies a full event reconstruction. At the hardware trigger stage, events are required to have a muon with high p_T or a hadron, photon or electron with high transverse energy in the calorimeters. The software trigger requires a two-, three- or four-track secondary vertex (SV) with a significant displacement from any primary pp interaction vertex and a multivariate algorithm [24, 25] is used for the identification of SVs consistent with the decay of a b hadron.

Simulation is required to model the effects of the detector acceptance and the selection requirements. Simulated $B^0 \rightarrow p\bar{p}K^+\pi^-$ decays are generated with an uniform distribution over phase space. In the simulation, pp collisions are generated using PYTHIA [26] with a specific LHCb configuration [27]. Decays of unstable particles are described by EVTGEN [28], in which final-state radiation is generated using PHOTOS [29]. The interaction of the generated particles with the detector, and its response, are implemented using the GEANT4 toolkit [30] as described in Ref. [31].

3 Selection

The $B^0 \rightarrow p\bar{p}K^+\pi^-$ candidates are formed by combining four charged hadron candidates: a proton, an antiproton, as well as a kaon and a pion of opposite electric charges. Candidates are selected using a filtering stage followed by a selection based on a boosted decision tree (BDT) classifier [32] and on particle identification (PID) requirements.

In the filtering stage, the final-state tracks are selected by requiring $p_T > 0.3 \text{ GeV}/c$, $p > 1.5 \text{ GeV}/c$ and the sum of their p_T greater than $1.8 \text{ GeV}/c$. To ensure that the B^0

candidate is produced in the primary interaction, a tight requirement on the direction angle, θ , between the reconstructed B^0 momentum and the distance vector between the associated PV and the B^0 decay vertex is imposed. Moreover, in order to exclude final-state particles coming directly from the PV, a requirement of $\chi_{\text{IP}}^2 > 8, 5, 3$ is imposed respectively to pion, kaon and proton candidates, where χ_{IP}^2 is defined as the difference between the vertex-fit χ^2 of a PV reconstructed with and without the considered track. The different χ_{IP}^2 requirements reflect the different amount of background expected for each particle type.

A BDT classifier is then used to further suppress combinatorial background. The input variables are: the χ_{IP}^2 and the flight distance of the B^0 candidate; the quality of the B^0 vertex; the minimum p and p_T between proton and antiproton; the largest distance of closest approach between any pair of tracks belonging to the signal candidate; and the pointing variable defined as $|\vec{p}(B)| \sin \theta / (|\vec{p}(B)| \sin \theta + \sum_i |\vec{p}_i| \sin \theta_i)$ where \vec{p}_B is the momentum of the B^0 candidate, \vec{p}_i is the momentum of daughter i and θ_i is the angle between \vec{p}_i and the vector connecting the primary and secondary vertices.

The BDT classifier is trained using simulated $B^0 \rightarrow p\bar{p}K^+\pi^-$ decays as signal and candidates in the B^0 invariant-mass region above the signal, $5450 < m_{p\bar{p}K^+\pi^-} < 5550 \text{ GeV}/c^2$, as background. Tight PID requirements are applied to suppress cross-feed background from other b -hadron decays, where one final-state particle is misidentified. An optimised combination of BDT and PID requirements is chosen in order to maximise the figure of merit $S/\sqrt{S+B}$, where $S(B)$ is the signal (background) yield, giving a signal retention of about 64% and a background rejection of more than 98%. After all selection requirements are applied, 4% of the events have multiple candidates. For these events, one candidate is chosen randomly.

To reject intermediate charm resonances, candidates with a $K^+\pi^-$ invariant mass compatible with the \bar{D}^0 meson mass and a $\bar{p}K^+\pi^-$ invariant mass compatible with the $\bar{\Lambda}_c^-$ baryon mass are removed. In order to exclude charmonium contributions, the $p\bar{p}$ invariant mass is required to be less than $2.85 \text{ GeV}/c^2$. The vetoed candidates corresponding to the charmed $B^0 \rightarrow p\bar{p}\bar{D}^0(\rightarrow K^+\pi^-)$, which have the same final state as the signal decay, are retained as a control channel for systematic studies.

The $p\bar{p}K^+\pi^-$ invariant-mass distributions after the selection are shown in Fig. 1. A few sources of background contribute into the considered B^0 invariant-mass region and consist mainly of b -hadron decays where final-state hadrons are not correctly identified. Partially reconstructed decays are also present in the low-mass region, but do not constitute a peaking background. All these background sources are included in the baseline fit model described in Sec. 4.

4 Measurement of asymmetries

The asymmetries for $B^0 \rightarrow p\bar{p}K^+\pi^-$ decays are measured using an extended maximum likelihood fit to the $m_{p\bar{p}K^+\pi^-}$ distributions. The selected data sample is split into four subsamples according to the B^0 (\bar{B}^0) flavour and the sign of $C_{\hat{T}}$ ($\bar{C}_{\hat{T}}$). A simultaneous fit to the $m_{p\bar{p}K^+\pi^-}$ distributions of the four subsamples in Fig. 1 is used to determine the number of signal and background yields and the asymmetries $A_{\hat{T}}$ and $\bar{A}_{\hat{T}}$. The two

asymmetries A_T and \bar{A}_T are included in the fit model as

$$N_{B^0, C_{\hat{T}} > 0} = \frac{1}{2} N_{B^0} (1 + A_{\hat{T}}), \quad (4)$$

$$N_{B^0, C_{\hat{T}} < 0} = \frac{1}{2} N_{B^0} (1 - A_{\hat{T}}), \quad (5)$$

$$N_{\bar{B}^0, -\bar{C}_{\hat{T}} > 0} = \frac{1}{2} N_{\bar{B}^0} (1 + \bar{A}_{\hat{T}}), \quad (6)$$

$$N_{\bar{B}^0, -\bar{C}_{\hat{T}} < 0} = \frac{1}{2} N_{\bar{B}^0} (1 - \bar{A}_{\hat{T}}), \quad (7)$$

where N denotes the number of B^0 and \bar{B}^0 satisfying the requirement on $C_{\hat{T}}$ and $\bar{C}_{\hat{T}}$. The P - and CP -violating asymmetries, $a_P^{\hat{T}\text{-odd}}$ and $a_{CP}^{\hat{T}\text{-odd}}$, are then obtained according to Eq. 3. The correlations between the $A_{\hat{T}}$ and $\bar{A}_{\hat{T}}$ asymmetries are verified to be negligible.

The invariant-mass distributions of the $B^0 \rightarrow p\bar{p}K^+\pi^-$ and $B_s^0 \rightarrow p\bar{p}K^+\pi^-$ decays are both modelled by a Hypatia function [33], with mean and common width determined from data. All other fit parameters for these decays are taken from simulation. The two main sources of cross-feed backgrounds are due to $B^0 \rightarrow p\bar{p}K^+K^-$ and $B^0 \rightarrow p\bar{p}\pi^+\pi^-$ decays, where a kaon or a pion is misidentified. They are modelled with a double Crystal Ball function [34] with all shape parameters fixed according to simulation. The combinatorial background is parameterised with an exponential function where the parameters are left free to vary in the fits. Partially reconstructed background is described by a function of the form $f(m) = (e^{c(m-m_0)} + 1)^{-1}$, where the parameters m_0 and c are determined from data.

Two different approaches are followed to search for P and CP violation: a measurement integrated over the phase space, with the charmonium region removed, and measurements in different regions of the phase space. In multi-body decays, CP asymmetries may vary over the phase space due to resonant contributions and their interference effects, possibly canceling when integrated over the whole phase space. To enhance the sensitivity to CP violation, measurements in different regions of the phase space are performed. No P -odd amplitude information from an amplitude analysis is available for the $B^0 \rightarrow p\bar{p}K^+\pi^-$ decay to provide information on the most interesting phase-space regions. The results of the first approach are obtained by fitting the phase-space integrated data sample divided according to the B flavour and the sign of the triple product. The fit result is shown in Fig. 1.

The measurements in different regions of phase space are performed by dividing the sample using a binning scheme based on the invariant masses of the $K^+\pi^-$ and $p\bar{p}$ combinations, $m_{K^+\pi^-}$ and $m_{p\bar{p}}$, the cosine of the angle of the K^+ (p) with respect to the opposite direction to the B^0 momentum in the $K^+\pi^-$ ($p\bar{p}$) rest frame, $\cos\theta_{K^+\pi^-}$ ($\cos\theta_{p\bar{p}}$), and the angle between the planes defined by the $K^+\pi^-$ and $p\bar{p}$ tracks in the B^0 rest frame, ϕ . The background-subtracted distributions of $m_{K^+\pi^-}$, $m_{p\bar{p}}$, $\cos\theta_{K^+\pi^-}$, $\cos\theta_{p\bar{p}}$ and ϕ for B^0 (\bar{B}^0) candidates with $C_{\hat{T}} > 0$ and $C_{\hat{T}} < 0$ ($-\bar{C}_{\hat{T}} > 0$ and $-\bar{C}_{\hat{T}} < 0$) are shown in Fig. 4 of Appendix B.

Two different schemes, chosen before examining the data to avoid possible biases, are used to divide the phase space. The phase space is divided into 24 (40) regions and the definition of the scheme A (B) is reported in Table 2 (Table 4) of Appendix A. In binning scheme B, some region edges in the $m(K^+\pi^-)$ variable correspond to the resonance mass

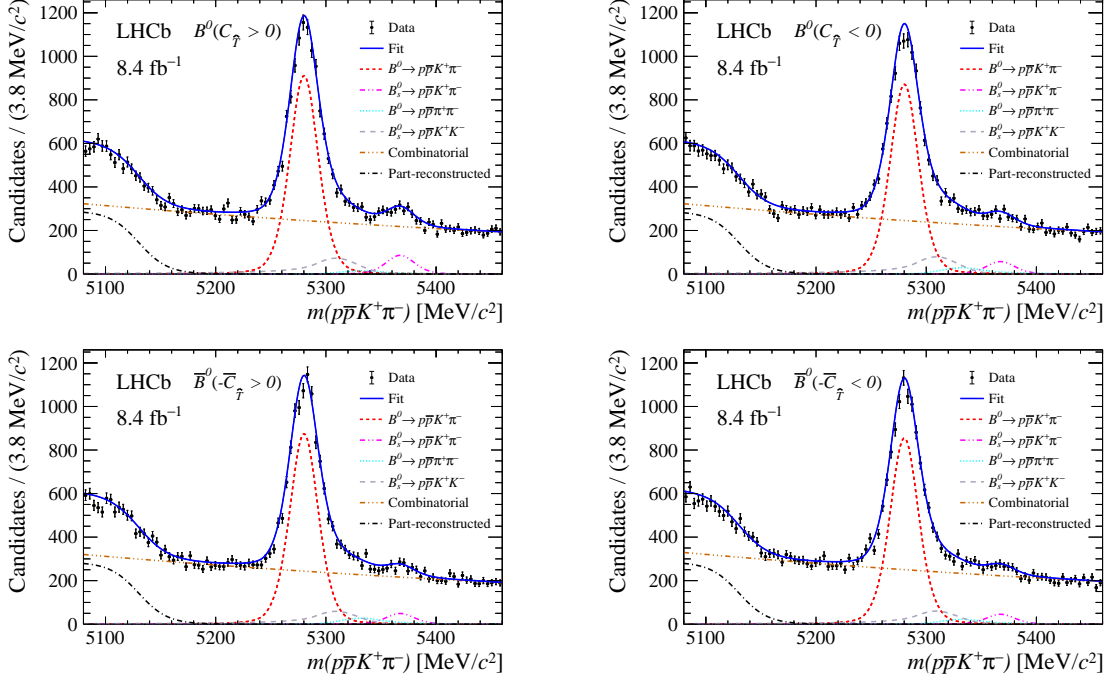


Figure 1: Distributions for combined Run 1 and Run 2 data of the $p\bar{p}K^+\pi^-$ invariant mass in the four samples defined by B^0 (\bar{B}^0) flavour and the sign of $C_{\hat{T}}$ ($\bar{C}_{\hat{T}}$). The results of the fit, as described in the legend, are overlaid on the data.

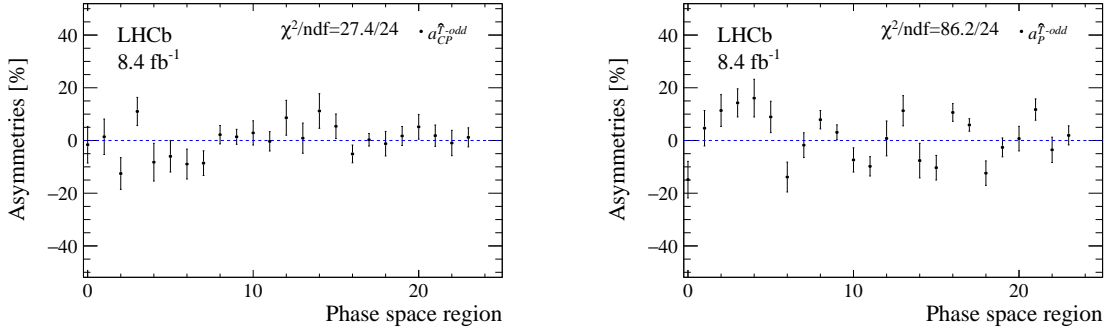


Figure 2: The $a_{CP}^{\hat{T}-odd}$ (left) and $a_P^{\hat{T}-odd}$ (right) asymmetry parameters in each region of the phase space for Run 1 and Run 2 data combined for binning scheme A. The error bars represent the sum in quadrature of the statistical and systematic uncertainties. The χ^2 per number of degrees of freedom (ndf) is calculated with respect to the null hypothesis.

pole where the strong phase changes sign. This choice further enhances the sensitivity to CP violation. Due to many overlapping resonances in the $K^+\pi^-$ mass spectrum, only the $K^*(892)^0$ and $K_2^*(1430)$ states, for which the peaks can be clearly identified, are split.

The same fit model used for the integrated measurement is exploited to fit the B^0 mass distribution separately for each phase-space region. The distributions of the measured asymmetries for scheme A (B) are shown in Fig. 2 (Fig. 3) and the numerical results are reported in Table 3 (Table 5) in Appendix A.

The compatibility with the CP (P) conservation hypothesis is tested by means of a χ^2

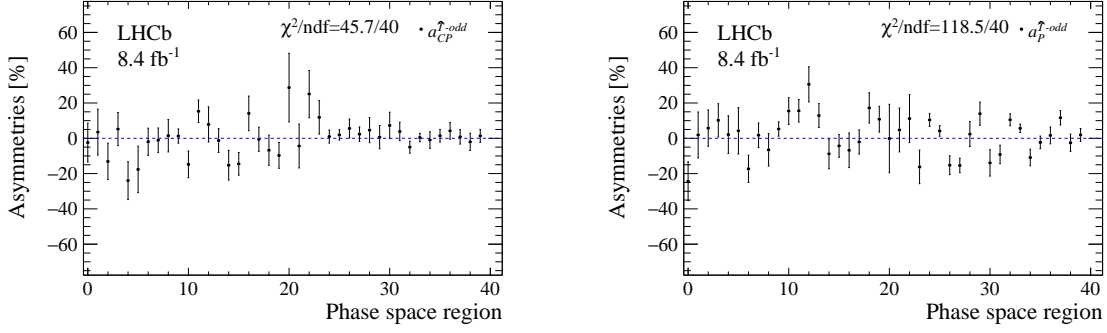


Figure 3: The $a_{CP}^{\hat{T}\text{-odd}}$ (left) and $a_P^{\hat{T}\text{-odd}}$ (right) asymmetry parameters in each region of the phase space for Run 1 and Run 2 data combined for binning scheme B. The error bars represent the sum in quadrature of the statistical and systematic uncertainties. The χ^2 per ndf is calculated with respect to the null hypothesis.

test, where the χ^2 is defined as $X^T V^{-1} X$, with X denoting the array of $a_{CP}^{\hat{T}\text{-odd}}$ ($a_P^{\hat{T}\text{-odd}}$) measurements, V^{-1} is the inverse of the covariance matrix V , defined as the sum of the statistical and systematic covariance matrices. An average systematic uncertainty, whose evaluation is discussed in Sec. 5, is assumed for each bin. The statistical uncertainties are considered uncorrelated among the bins. No significant CP violation is observed with either of the binning schemes, while some phase-space regions exhibit P -violation.

5 Systematic uncertainties and cross-checks

The sources of systematic uncertainty and their relative contributions expressed as a percentage of the statistical uncertainty are listed in Table 1. The contributions are uncorrelated and thus added in quadrature. The systematic uncertainty related to the detector resolution, which could introduce a migration of signal decays between $C_{\hat{T}} > 0$ and $C_{\hat{T}} < 0$ ($-\bar{C}_{\hat{T}} > 0$ and $-\bar{C}_{\hat{T}} < 0$) categories for B^0 (\bar{B}^0), is estimated from a simulated sample of $B^0 \rightarrow p\bar{p}K^+\pi^-$ decays. The difference between the reconstructed and generated asymmetry is considered as systematic uncertainty. A relative uncertainty of 1% is assigned.

To test the baseline fit procedure, pseudoexperiments are generated from the default fit model using the measured asymmetry values and fitting them with the same model. Since the observed bias is compatible with zero, the average statistical uncertainty on the mean of the pull distribution, 5%, is assigned as systematic uncertainty. The systematic uncertainties related to the choice of model for the signal and background components are evaluated by using alternative models that have comparable fit quality. A double Crystal Ball function is used for the signal while the background is described by a linear function. Since the observed bias is compatible with zero, the average statistical uncertainty on the mean of the pull distribution, 5%, is assigned as systematic uncertainty. The effect of fixing the mass and resolutions of the cross-feed background from simulated samples is assessed by varying their values. A relative contribution of 5% is assigned as systematic uncertainty.

As a cross-check, a possible experimental bias is tested by measuring the $a_{CP}^{\hat{T}\text{-odd}}$ asymmetry using the $B^0 \rightarrow p\bar{p}\bar{D}^0(\rightarrow K^+\pi^-)$ control channel. Since negligible CP violation

Table 1: Sources of systematic uncertainty and their relative contributions expressed as a percentage of the statistical uncertainty.

Contribution	$\Delta a_{CP}^{\hat{T}\text{-odd}}[\%]$	$\Delta a_P^{\hat{T}\text{-odd}}[\%]$
Detector resolution	1	1
Nominal fit	5	5
Alternative fit	5	5
Mass resolution	5	5
Total	9	9

is expected for this channel, which proceeds through the tree-level $b \rightarrow cu\bar{u}$ transition, any deviation of the CP asymmetry from zero is considered as a bias introduced by the experimental reconstruction and analysis technique. The asymmetry measured on the $B^0 \rightarrow p\bar{p}\bar{D}^0(\rightarrow K^+\pi^-)$ control sample, $a_{CP}^{\hat{T}\text{-odd}} = (-1.0 \pm 1.5)\%$, shows no significant bias. The test is repeated for different regions of phase space, using a weighted control sample according to the kinematic distributions of the signal and for different magnet polarities, and gives consistent results. Further cross-checks are made to test the stability of the results with respect to the different magnet polarities, the choice made in the selection of multiple candidates, and the effect of the trigger and selection criteria. No systematic uncertainty is assigned since all these checks give results compatible with the nominal ones.

6 Results and conclusion

In conclusion, a search for P and CP violation in $B^0 \rightarrow p\bar{p}K^+\pi^-$ decays is performed both globally and in regions of the phase space. The measured phase-space integrated asymmetries are

$$a_P^{\hat{T}\text{-odd}} = (1.49 \pm 0.85 \pm 0.08)\%,$$

$$a_{CP}^{\hat{T}\text{-odd}} = (0.51 \pm 0.85 \pm 0.08)\%,$$

where the uncertainties are respectively statistical and systematic. Both are consistent with P and CP conservation.

Measurements in regions of the phase space are consistent with the CP -symmetry hypothesis with a p -value of 0.28 (0.24), according to $\chi^2 = 27.4/24$ ($\chi^2 = 45.7/40$), corresponding to 1.1σ (1.2σ) deviation for scheme A (scheme B). For P -symmetry, a p -value of 6.1×10^{-9} (1.1×10^{-9}) is found, according to $\chi^2 = 86.2/24$ ($\chi^2 = 118.5/40$), corresponding to 5.8σ (6.0σ) deviation for scheme A (scheme B). Significant P -asymmetries are observed in the region of low $p\bar{p}$ mass and near the $K^*(892)^0$ resonance. However, a full amplitude analysis of the $B^0 \rightarrow p\bar{p}K^+\pi^-$ decay is needed to associate the observed P -parity violation with any underlying resonance amplitude. In conclusion, the data are consistent with P -parity violation, but show no evidence for CP violation.

Appendices

A Measured asymmetries in regions of phase space

The definitions of the regions of phase space of the four-body $B^0 \rightarrow p\bar{p}K^+\pi^-$ decay of the two binning schemes are reported in Tables 2 and 4. The corresponding measured asymmetries in each region of phase space are reported in Tables 3 and 5.

Table 2: Definition of the 24 regions that form scheme A for the $B^0 \rightarrow p\bar{p}K^+\pi^-$ decay.

Region	$m_{p\bar{p}}(\text{MeV}/c^2)$	$m_{K^+\pi^-}(\text{MeV}/c^2)$	$\cos\theta_{p\bar{p}}$	$\cos\theta_{K^+\pi^-}$	ϕ
0	(1800, 2850)	(500, 1200)	(-1, 0)	(-1, 0)	$(0, \pi/2)$
1	(1800, 2850)	(500, 1200)	(-1, 0)	(-1, 0)	$(\pi/2, \pi)$
2	(1800, 2850)	(500, 1200)	(-1, 0)	(0, 1)	$(0, \pi/2)$
3	(1800, 2850)	(500, 1200)	(-1, 0)	(0, 1)	$(\pi/2, \pi)$
4	(1800, 2850)	(500, 1200)	(0, 1)	(-1, 0)	$(0, \pi/2)$
5	(1800, 2850)	(500, 1200)	(0, 1)	(-1, 0)	$(\pi/2, \pi)$
6	(1800, 2850)	(500, 1200)	(0, 1)	(0, 1)	$(0, \pi/2)$
7	(1800, 2850)	(500, 1200)	(0, 1)	(0, 1)	$(\pi/2, \pi)$
8	(1800, 2850)	(1200, 2200)	(-1, 0)	(-1, 0)	$(0, \pi/2)$
9	(1800, 2850)	(1200, 2200)	(-1, 0)	(-1, 0)	$(\pi/2, \pi)$
10	(1800, 2850)	(1200, 2200)	(-1, 0)	(0, 1)	$(0, \pi/2)$
11	(1800, 2850)	(1200, 2200)	(-1, 0)	(0, 1)	$(\pi/2, \pi)$
12	(1800, 2850)	(1200, 2200)	(0, 1)	(-1, 0)	$(0, \pi/2)$
13	(1800, 2850)	(1200, 2200)	(0, 1)	(-1, 0)	$(\pi/2, \pi)$
14	(1800, 2850)	(1200, 2200)	(0, 1)	(0, 1)	$(0, \pi/2)$
15	(1800, 2850)	(1200, 2200)	(0, 1)	(0, 1)	$(\pi/2, \pi)$
16	(1800, 2850)	(2200, 3600)	(-1, 0)	(-1, 0)	$(0, \pi/2)$
17	(1800, 2850)	(2200, 3600)	(-1, 0)	(-1, 0)	$(\pi/2, \pi)$
18	(1800, 2850)	(2200, 3600)	(-1, 0)	(0, 1)	$(0, \pi/2)$
19	(1800, 2850)	(2200, 3600)	(-1, 0)	(0, 1)	$(\pi/2, \pi)$
20	(1800, 2850)	(2200, 3600)	(0, 1)	(-1, 0)	$(0, \pi/2)$
21	(1800, 2850)	(2200, 3600)	(0, 1)	(-1, 0)	$(\pi/2, \pi)$
22	(1800, 2850)	(2200, 3600)	(0, 1)	(0, 1)	$(0, \pi/2)$
23	(1800, 2850)	(2200, 3600)	(0, 1)	(0, 1)	$(\pi/2, \pi)$

Table 3: Measurements of $a_{CP}^{\hat{T}\text{-odd}}$ and $a_P^{\hat{T}\text{-odd}}$ in specific phase-space regions for the $B^0 \rightarrow p\bar{p}K^+\pi^-$ decay for binning scheme A. Each value is obtained through an independent fit to the B^0 invariant-mass distribution of the candidates in the corresponding region of the phase space. The uncertainties are only statistical.

Region	$A_{\hat{T}}(\%)$	$\bar{A}_{\hat{T}}(\%)$	$a_{CP}^{\hat{T}\text{-odd}}(\%)$	$a_P^{\hat{T}\text{-odd}}(\%)$
0	-16.5 ± 10.1	-13.2 ± 9.5	-1.6 ± 7.0	-14.9 ± 7.0
1	6.1 ± 9.2	3.2 ± 9.8	1.4 ± 6.7	4.7 ± 6.7
2	-1.2 ± 7.0	23.9 ± 10.0	-12.5 ± 6.0	11.4 ± 6.0
3	25.3 ± 7.2	3.2 ± 7.8	11.0 ± 5.3	14.3 ± 5.3
4	7.8 ± 11.1	24.3 ± 9.0	-8.2 ± 7.1	16.1 ± 7.1
5	2.9 ± 8.3	14.9 ± 8.6	-6.0 ± 6.0	8.9 ± 5.9
6	-22.8 ± 7.4	-4.9 ± 8.6	-8.9 ± 5.7	-13.9 ± 5.7
7	-10.4 ± 6.8	6.8 ± 6.6	-8.6 ± 4.7	-1.8 ± 4.7
8	10.1 ± 5.0	5.7 ± 4.9	2.2 ± 3.5	7.9 ± 3.5
9	4.5 ± 4.0	1.7 ± 4.0	1.4 ± 2.8	3.1 ± 2.8
10	-4.5 ± 6.5	-10.2 ± 6.5	2.9 ± 4.6	-7.4 ± 4.6
11	-10.1 ± 5.2	-9.5 ± 5.2	-0.3 ± 3.7	-9.8 ± 3.7
12	9.4 ± 9.2	-7.8 ± 9.5	8.6 ± 6.6	0.8 ± 6.6
13	12.2 ± 8.2	10.4 ± 8.0	0.9 ± 5.7	11.3 ± 5.7
14	3.6 ± 9.8	-18.8 ± 8.7	11.2 ± 6.6	-7.6 ± 6.6
15	-4.9 ± 6.0	-15.7 ± 7.1	5.4 ± 4.7	-10.3 ± 4.7
16	5.5 ± 4.8	15.7 ± 4.7	-5.1 ± 3.4	10.6 ± 3.4
17	6.2 ± 3.4	5.6 ± 3.3	0.3 ± 2.4	5.9 ± 2.4
18	-13.6 ± 6.7	-11.2 ± 6.4	-1.2 ± 4.6	-12.4 ± 4.6
19	-0.9 ± 5.1	-4.3 ± 5.1	1.7 ± 3.6	-2.6 ± 3.6
20	5.9 ± 6.2	-4.4 ± 6.9	5.2 ± 4.7	0.7 ± 4.7
21	13.6 ± 5.6	9.9 ± 5.8	1.8 ± 4.0	11.7 ± 4.0
22	-4.5 ± 6.9	-2.6 ± 6.6	-0.9 ± 4.8	-3.5 ± 4.8
23	3.1 ± 5.0	0.7 ± 5.2	1.2 ± 3.6	1.9 ± 3.6

Table 4: Definition of the 40 regions that form scheme B for the $B^0 \rightarrow p\bar{p}K^+\pi^-$ decay.

Region	$m_{p\bar{p}}(\text{MeV}/c^2)$	$m_{K^+\pi^-}(\text{MeV}/c^2)$	$\cos\theta_{p\bar{p}}$	$\cos\theta_{K^+\pi^-}$	ϕ
0	(1800, 2850)	(500, 892)	(-1, 0)	(-1, 0)	$(0, \pi/2)$
1	(1800, 2850)	(500, 892)	(-1, 0)	(-1, 0)	$(\pi/2, \pi)$
2	(1800, 2850)	(500, 892)	(-1, 0)	(0, 1)	$(0, \pi/2)$
3	(1800, 2850)	(500, 892)	(-1, 0)	(0, 1)	$(\pi/2, \pi)$
4	(1800, 2850)	(500, 892)	(0, 1)	(-1, 0)	$(0, \pi/2)$
5	(1800, 2850)	(500, 892)	(0, 1)	(-1, 0)	$(\pi/2, \pi)$
6	(1800, 2850)	(500, 892)	(0, 1)	(0, 1)	$(0, \pi/2)$
7	(1800, 2850)	(500, 892)	(0, 1)	(0, 1)	$(\pi/2, \pi)$
8	(1800, 2850)	(892, 1200)	(-1, 0)	(-1, 0)	$(0, \pi/2)$
9	(1800, 2850)	(892, 1200)	(-1, 0)	(-1, 0)	$(\pi/2, \pi)$
10	(1800, 2850)	(892, 1200)	(-1, 0)	(0, 1)	$(0, \pi/2)$
11	(1800, 2850)	(892, 1200)	(-1, 0)	(0, 1)	$(\pi/2, \pi)$
12	(1800, 2850)	(892, 1200)	(0, 1)	(-1, 0)	$(0, \pi/2)$
13	(1800, 2850)	(892, 1200)	(0, 1)	(-1, 0)	$(\pi/2, \pi)$
14	(1800, 2850)	(892, 1200)	(0, 1)	(0, 1)	$(0, \pi/2)$
15	(1800, 2850)	(892, 1200)	(0, 1)	(0, 1)	$(\pi/2, \pi)$
16	(1800, 2850)	(1200, 1430)	(-1, 0)	(-1, 0)	$(0, \pi/2)$
17	(1800, 2850)	(1200, 1430)	(-1, 0)	(-1, 0)	$(\pi/2, \pi)$
18	(1800, 2850)	(1200, 1430)	(-1, 0)	(0, 1)	$(0, \pi/2)$
19	(1800, 2850)	(1200, 1430)	(-1, 0)	(0, 1)	$(\pi/2, \pi)$
20	(1800, 2850)	(1200, 1430)	(0, 1)	(-1, 0)	$(0, \pi/2)$
21	(1800, 2850)	(1200, 1430)	(0, 1)	(-1, 0)	$(\pi/2, \pi)$
22	(1800, 2850)	(1200, 1430)	(0, 1)	(0, 1)	$(0, \pi/2)$
23	(1800, 2850)	(1200, 1430)	(0, 1)	(0, 1)	$(\pi/2, \pi)$
24	(1800, 2850)	(1430, 2200)	(-1, 0)	(-1, 0)	$(0, \pi/2)$
25	(1800, 2850)	(1430, 2200)	(-1, 0)	(-1, 0)	$(\pi/2, \pi)$
26	(1800, 2850)	(1430, 2200)	(-1, 0)	(0, 1)	$(0, \pi/2)$
27	(1800, 2850)	(1430, 2200)	(-1, 0)	(0, 1)	$(\pi/2, \pi)$
28	(1800, 2850)	(1430, 2200)	(0, 1)	(-1, 0)	$(0, \pi/2)$
29	(1800, 2850)	(1430, 2200)	(0, 1)	(-1, 0)	$(\pi/2, \pi)$
30	(1800, 2850)	(1430, 2200)	(0, 1)	(0, 1)	$(0, \pi/2)$
31	(1800, 2850)	(1430, 2200)	(0, 1)	(0, 1)	$(\pi/2, \pi)$
32	(1800, 2850)	(2200, 3600)	(-1, 0)	(-1, 0)	$(0, \pi/2)$
33	(1800, 2850)	(2200, 3600)	(-1, 0)	(-1, 0)	$(\pi/2, \pi)$
34	(1800, 2850)	(2200, 3600)	(-1, 0)	(0, 1)	$(0, \pi/2)$
35	(1800, 2850)	(2200, 3600)	(-1, 0)	(0, 1)	$(\pi/2, \pi)$
36	(1800, 2850)	(2200, 3600)	(0, 1)	(-1, 0)	$(0, \pi/2)$
37	(1800, 2850)	(2200, 3600)	(0, 1)	(-1, 0)	$(\pi/2, \pi)$
38	(1800, 2850)	(2200, 3600)	(0, 1)	(0, 1)	$(0, \pi/2)$
39	(1800, 2850)	(2200, 3600)	(0, 1)	(0, 1)	$(\pi/2, \pi)$

Table 5: Measurements of $a_{CP}^{\hat{T}\text{-odd}}$ and $a_P^{\hat{T}\text{-odd}}$ in specific phase-space regions for the $B^0 \rightarrow p\bar{p}K^+\pi^-$ decay for binning scheme B. Each value is obtained through an independent fit to the B^0 invariant-mass distribution of the candidates in the corresponding region of the phase space.

Region	$A_{\hat{T}}(\%)$	$\bar{A}_{\hat{T}}(\%)$	$a_{CP}^{\hat{T}\text{-odd}}(\%)$	$a_P^{\hat{T}\text{-odd}}(\%)$
0	-26.7 ± 17.8	-21.9 ± 12.9	-2.4 ± 11.0	-24.3 ± 11.0
1	5.4 ± 15.8	-1.6 ± 20.7	3.5 ± 13.0	1.9 ± 13.0
2	-7.3 ± 11.1	18.9 ± 17.4	-13.1 ± 10.3	5.8 ± 10.3
3	15.4 ± 12.8	5.0 ± 13.7	5.2 ± 9.4	10.2 ± 9.4
4	-21.9 ± 13.9	26.1 ± 16.3	-24.0 ± 10.7	2.1 ± 10.7
5	-13.4 ± 13.9	21.9 ± 22.3	-17.6 ± 13.1	4.2 ± 13.1
6	-19.3 ± 10.4	-15.3 ± 11.4	-2.0 ± 7.7	-17.3 ± 7.7
7	0.7 ± 10.9	2.8 ± 8.4	-1.1 ± 6.9	1.8 ± 6.9
8	-5.1 ± 12.8	-8.0 ± 13.2	1.5 ± 9.2	-6.5 ± 9.2
9	6.6 ± 5.8	4.0 ± 5.6	1.3 ± 4.0	5.3 ± 4.0
10	0.7 ± 9.0	30.2 ± 12.2	-14.8 ± 7.6	15.4 ± 7.6
11	30.9 ± 8.7	0.2 ± 9.4	15.3 ± 6.4	15.6 ± 6.4
12	38.4 ± 16.8	22.7 ± 10.7	7.9 ± 10.0	30.58 ± 9.96
13	11.6 ± 10.2	14.2 ± 8.8	-1.3 ± 6.7	12.9 ± 6.7
14	-24.1 ± 10.5	6.4 ± 13.2	-15.3 ± 8.4	-8.8 ± 8.4
15	-18.8 ± 8.6	10.2 ± 9.5	-14.5 ± 6.4	-4.3 ± 6.4
16	7.3 ± 11.9	-20.9 ± 15.6	14.1 ± 9.8	-6.8 ± 9.8
17	-2.6 ± 10.4	-1.5 ± 9.0	-0.5 ± 6.9	-2.1 ± 6.9
18	10.5 ± 11.7	24.0 ± 12.6	-6.8 ± 8.6	17.2 ± 8.6
19	1.1 ± 10.9	20.5 ± 9.8	-9.7 ± 7.3	10.8 ± 7.3
20	28.6 ± 32.0	-28.9 ± 21.9	28.7 ± 19.4	-0.1 ± 19.4
21	0.4 ± 19.3	9.1 ± 15.6	-4.4 ± 12.4	4.7 ± 12.4
22	36.2 ± 19.0	-13.9 ± 19.2	25.1 ± 13.4	11.1 ± 13.6
23	-4.3 ± 12.5	-28.1 ± 14.3	11.9 ± 9.5	-16.2 ± 9.5
24	11.4 ± 5.4	9.4 ± 5.1	1.0 ± 3.7	10.4 ± 3.7
25	6.1 ± 4.2	2.2 ± 4.3	1.9 ± 3.0	4.2 ± 3.0
26	-9.7 ± 7.6	-20.8 ± 7.6	5.6 ± 5.4	-15.3 ± 5.4
27	-13.1 ± 5.9	-17.7 ± 5.8	2.3 ± 4.1	-15.4 ± 4.1
28	7.0 ± 9.5	-2.2 ± 10.5	4.6 ± 7.1	2.4 ± 7.1
29	14.6 ± 8.9	13.3 ± 9.6	0.6 ± 6.5	13.9 ± 6.5
30	-6.6 ± 11.4	-21.2 ± 9.7	7.3 ± 7.5	-13.9 ± 7.5
31	-5.3 ± 6.7	-13.0 ± 8.0	3.8 ± 5.2	-9.2 ± 5.2
32	5.5 ± 4.8	15.5 ± 4.8	-5.0 ± 3.4	10.5 ± 3.4
33	6.1 ± 3.4	5.3 ± 3.4	0.4 ± 2.4	5.7 ± 2.4
34	-11.9 ± 6.7	-9.9 ± 6.5	-1.0 ± 4.7	-10.9 ± 4.7
35	-0.9 ± 5.1	-3.8 ± 5.0	1.4 ± 3.6	-2.3 ± 3.6
36	5.9 ± 6.3	-2.6 ± 7.1	4.2 ± 4.8	1.6 ± 4.8
37	12.4 ± 5.7	10.8 ± 5.9	0.8 ± 4.1	11.6 ± 4.1
38	-4.6 ± 7.1	-0.5 ± 6.8	-2.0 ± 4.9	-2.5 ± 4.9
39	3.3 ± 5.0	0.5 ± 5.3	1.4 ± 3.6	1.9 ± 3.6

B Background-subtracted phase space distributions

The background-subtracted distributions of $m_{p\bar{p}}$, $m_{K^+\pi^-}$, $\cos\theta_{p\bar{p}}$, $\cos\theta_{K^+\pi^-}$ and ϕ obtained using the *sPlot* technique [35] for B^0 (\bar{B}^0) with $C_{\hat{T}} > 0$ and $C_{\hat{T}} < 0$ ($-\bar{C}_{\hat{T}} > 0$ and $-\bar{C}_{\hat{T}} < 0$) of the $B^0 \rightarrow p\bar{p}K^+\pi^-$ decay are shown in Fig. 4 for the combined data.

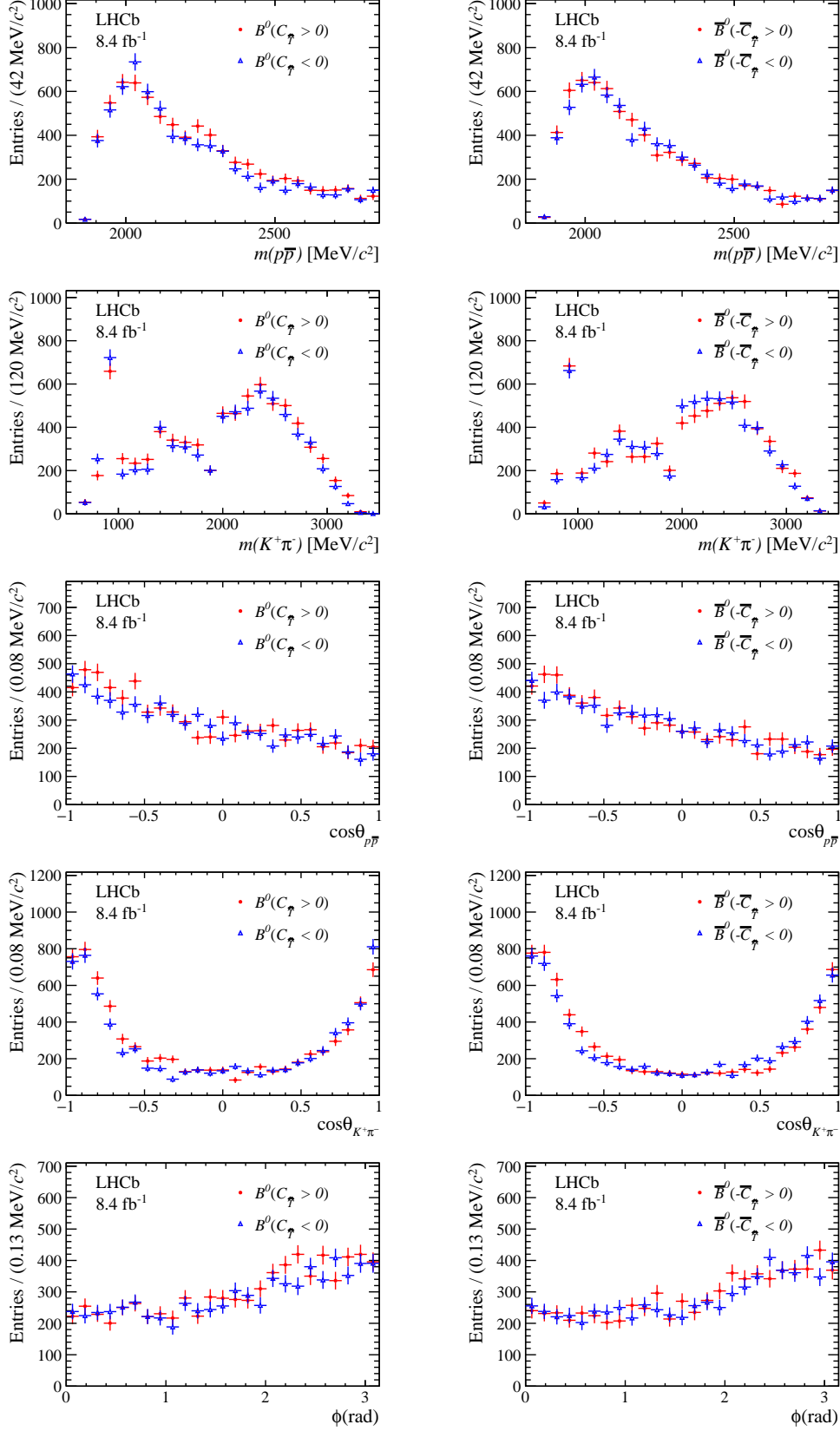


Figure 4: Background-subtracted distributions of B^0 (\bar{B}^0) candidates in the variables $m_{p\bar{p}}$, $m_{K^+\pi^-}$, $\cos\theta_{p\bar{p}}$, $\cos\theta_{K^+\pi^-}$ and ϕ with $C_{\hat{T}} > 0$ and $C_{\hat{T}} < 0$ ($-\bar{C}_{\hat{T}} > 0$ and $-\bar{C}_{\hat{T}} < 0$).

References

- [1] LHCb collaboration, R. Aaij *et al.*, *Amplitude analysis of the $B^+ \rightarrow \pi^+\pi^+\pi^-$ decay*, Phys. Rev. **D101** (2020) 012006, [arXiv:1909.05211](#).
- [2] LHCb collaboration, R. Aaij *et al.*, *Amplitude analysis of $B^\pm \rightarrow \pi^\pm K^+ K^-$ decays*, Phys. Rev. Lett. **123** (2019) 231802, [arXiv:1905.09244](#).
- [3] LHCb collaboration, R. Aaij *et al.*, *Measurement of CP violation in the phase space of $B^\pm \rightarrow K^+ K^- \pi^\pm$ and $B^\pm \rightarrow \pi^+ \pi^- \pi^\pm$ decays*, Phys. Rev. Lett. **112** (2014) 011801, [arXiv:1310.4740](#).
- [4] LHCb collaboration, R. Aaij *et al.*, *Measurement of CP violation in the phase space of $B^\pm \rightarrow K^\pm \pi^+ \pi^-$ and $B^\pm \rightarrow K^\pm K^+ K^-$ decays*, Phys. Rev. Lett. **111** (2013) 101801, [arXiv:1306.1246](#).
- [5] LHCb collaboration, R. Aaij *et al.*, *Evidence for CP violation in $B^+ \rightarrow p\bar{p}K^+$ decays*, Phys. Rev. Lett. **113** (2014) 141801, [arXiv:1407.5907](#).
- [6] C. Q. Geng and Y. K. Hsiao, *Direct CP and T violation in B decays*, Int. J. Mod. Phys. **23** (2008) 3290 .
- [7] C. Q. Geng, Y. K. Hsiao, and J. N. Ng, *Direct CP violation in $B^\mp \rightarrow p\bar{p}K^{(*)\pm}$* , Phys. Rev. Lett. **98** (2007) 011801.
- [8] Y. K. Hsiao, S.-Y. Tsai, and E. Rodrigues, *Direct CP violation in internal W-emission dominated baryonic B decays*, Eur. Phys. J. **C80** (2020) 565.
- [9] G. Durieux and Y. Grossman, *Probing CP violation systematically in differential distributions*, Phys. Rev. **D92** (2015) 076013.
- [10] M. Gronau and J. L. Rosner, *Triple product asymmetries in Λ_b and Ξ_b decays*, Phys. Lett. **B749** (2015) 104.
- [11] G. Valencia, *Angular correlations in the decay $B \rightarrow VV$ and CP violation*, Phys. Rev. **D39** (1989) 3339.
- [12] LHCb collaboration, R. Aaij *et al.*, *Search for CP violation using triple product asymmetries in $\Lambda_b^0 \rightarrow pK^-\pi^+\pi^-$, $\Lambda_b^0 \rightarrow pK^-K^+K^-$, and $\Xi_b^0 \rightarrow pK^-K^-\pi^+$ decays*, JHEP **08** (2018) 039, [arXiv:1805.03941](#).
- [13] LHCb collaboration, R. Aaij *et al.*, *Search for CP violation and observation of P violation in $\Lambda_b^0 \rightarrow p\pi^-\pi^+\pi^-$ decays*, Phys. Rev. **D102** (2020) 051101, [arXiv:1912.10741](#).
- [14] LHCb collaboration, R. Aaij *et al.*, *Search for CP violation using T-odd correlations in $D^0 \rightarrow K^+K^-\pi^+\pi^-$ decays*, JHEP **10** (2014) 005, [arXiv:1408.1299](#).
- [15] LHCb collaboration, R. Aaij *et al.*, *Search for CP violation in the phase space of $D^0 \rightarrow \pi^+\pi^-\pi^+\pi^-$ decays*, Phys. Lett. **B769** (2017) 345, [arXiv:1612.03207](#).
- [16] LHCb collaboration, A. A. Alves Jr. *et al.*, *The LHCb detector at the LHC*, JINST **3** (2008) S08005.

- [17] LHCb collaboration, R. Aaij *et al.*, *LHCb detector performance*, Int. J. Mod. Phys. **A30** (2015) 1530022, [arXiv:1412.6352](#).
- [18] R. Aaij *et al.*, *Performance of the LHCb Vertex Locator*, JINST **9** (2014) P09007, [arXiv:1405.7808](#).
- [19] R. Arink *et al.*, *Performance of the LHCb Outer Tracker*, JINST **9** (2014) P01002, [arXiv:1311.3893](#).
- [20] P. d'Argent *et al.*, *Improved performance of the LHCb Outer Tracker in LHC Run 2*, JINST **12** (2017) P11016, [arXiv:1708.00819](#).
- [21] M. Adinolfi *et al.*, *Performance of the LHCb RICH detector at the LHC*, Eur. Phys. J. **C73** (2013) 2431, [arXiv:1211.6759](#).
- [22] A. A. Alves Jr. *et al.*, *Performance of the LHCb muon system*, JINST **8** (2013) P02022, [arXiv:1211.1346](#).
- [23] R. Aaij *et al.*, *The LHCb trigger and its performance in 2011*, JINST **8** (2013) P04022, [arXiv:1211.3055](#).
- [24] V. V. Gligorov and M. Williams, *Efficient, reliable and fast high-level triggering using a bonsai boosted decision tree*, JINST **8** (2013) P02013, [arXiv:1210.6861](#).
- [25] T. Likhomanenko *et al.*, *LHCb topological trigger reoptimization*, J. Phys. Conf. Ser. **664** (2015) 082025.
- [26] T. Sjöstrand, S. Mrenna, and P. Skands, *A brief introduction to PYTHIA 8.1*, Comput. Phys. Commun. **178** (2008) 852, [arXiv:0710.3820](#); T. Sjöstrand, S. Mrenna, and P. Skands, *PYTHIA 6.4 physics and manual*, JHEP **05** (2006) 026, [arXiv:hep-ph/0603175](#).
- [27] I. Belyaev *et al.*, *Handling of the generation of primary events in Gauss, the LHCb simulation framework*, J. Phys. Conf. Ser. **331** (2011) 032047.
- [28] D. J. Lange, *The EvtGen particle decay simulation package*, Nucl. Instrum. Meth. **A462** (2001) 152.
- [29] N. Davidson, T. Przedzinski, and Z. Was, *PHOTOS interface in C++: Technical and physics documentation*, Comp. Phys. Comm. **199** (2016) 86, [arXiv:1011.0937](#).
- [30] Geant4 collaboration, J. Allison *et al.*, *Geant4 developments and applications*, IEEE Trans. Nucl. Sci. **53** (2006) 270; Geant4 collaboration, S. Agostinelli *et al.*, *Geant4: A simulation toolkit*, Nucl. Instrum. Meth. **A506** (2003) 250.
- [31] M. Clemencic *et al.*, *The LHCb simulation application, Gauss: Design, evolution and experience*, J. Phys. Conf. Ser. **331** (2011) 032023.
- [32] L. Breiman, J. H. Friedman, R. A. Olshen, and C. J. Stone, *Classification and regression trees*, 1983.
- [33] D. Martínez Santos and F. Dupertuis, *Mass distributions marginalized over per-event errors*, Nucl. Instrum. Meth. **A764** (2014) 150, [arXiv:1312.5000](#).

- [34] T. Skwarnicki, *A study of the radiative CASCADE transitions between the Upsilon-Prime and Upsilon resonances*, PhD thesis, Cracow, INP, 1986.
- [35] M. Pivk and F. R. Le Diberder, *sPlot: A statistical tool to unfold data distributions*, Nucl. Instrum. Meth. **A555** (2005) 356, [arXiv:physics/0402083](#).