

RARITYNet: Rarity Guided Affective Emotion Learning Framework

Monu Verma

University of Miami, 33155 USA

Santosh Kumar Vipparthi

Indian Institute of Technology, Guwahati, 781039 India

Abstract—Inspired from the assets of handcrafted and deep learning approaches, we proposed a RARITYNet: RARITY guided affective emotion learning framework to learn the appearance features and identify the emotion class of facial expressions. The RARITYNet framework is designed by combining the shallow (RARITY) and deep (AffEmoNet) features to recognize the facial expressions from challenging images as spontaneous expressions, pose variations, ethnicity changes, and illumination conditions. The RARITY is proposed to encode the inter-radial transitional patterns in the local neighbourhood. The AffEmoNet: affective emotion learning network is proposed by incorporating three feature streams: high boost edge filtering (HBSEF) stream, to extract the edge information of highly affected facial expressive regions, multi-scale sophisticated edge cumulative (MSSEC) stream is to learn the sophisticated edge information from multi-receptive fields and RARITY uplift complementary context feature (RUCCF) stream refines the RARITY-encoded features and aid the MSSEC stream features to enrich the learning ability of RARITYNet.

■ **THE INTRODUCTION** Emotion is characterized by the mental state, feelings and intent of a human being. Facial expressions provide the salient information about the emotional state of a person. Automated human emotion recognition has many applications in medical diagnosis, depression analysis, behavioral profiling, gaming, human-computer interaction (HCI), lie detection, surveillance, marketing, e-learning system, etc. With the advancement in computing technologies and availability of large datasets, human emotion recognition has emerged as one of the important fields of research. Moreover, in order to develop computationally intelligent facial expression recognition (FER) system for real-world applications, it is important to evaluate FER

techniques over a wide variety of challenging scenarios.

Feature extraction is one of the most important task for developing a robust FER system. Inadequate extraction of facial features would lead to performance degradation even with best of the classifier. Therefore, it is imperative to design robust feature descriptors to represent the facial expressions. Feature extraction approaches can be characterized into two categories: pre-designed and learning based. Pre-designed (descriptor based) feature extraction approaches extract the features by designing handcrafted filters. Furthermore, these resultant features are used in the classification step to label the expression classes. However, in learning-based approaches,

features are automatically learned from the training data using neural network architectures. The descriptor especially appearance-based features characterize the appearance of the entire facial area or selected region of an expression image [1]–[4]. The LBP and its variants [1] are sensitive to noise and are unable to handle intra-class variations. Similarly, the descriptors [2]–[4] which exclusively utilize the gradient magnitudes, generate unstable patterns in smooth regions. Thus, it degrades the performance of the FER system in challenging visual conditions.

The existing handcrafted feature descriptors are focusing on the inter-class variations only. However, to define the disparities between emotion classes both inter and intra-class variations play decisive roles. Therefore, to take the benefit of inter and intra-class variations in this paper, we designed a novel descriptor: RARITY. RARITY utilizes the inter radial transitional information between the rings at multiple radius. This leads to identification of the edge spreads in the local neighborhood. These edge spreads capture the edges using higher distanced neighbors and therefore are more robust to intra-class variations among facial expressions in an emotion class. Since, the RARITY patterns are encoded using pixel triplet relationship between two rings of different radius. This enhances the discriminability by highlighting the salient features (maximal and minimal disparities) and suppressing the noise elements in an image. Similarly, the bidirectional information improves the illumination invariance capability of the proposed descriptor.

Although Deep Learning architectures have shown impressive performance over the facial descriptors. These architectures have the ability to learn the appropriate features and classify the expression images accordingly. Khorrami et al. [5] introduced a three-layer convolution neural network (CNN) to learn AU based features. Furthermore, Li et al. [6] designed an enhancing and cropping (EAC) network using the detected landmarks to learn the salient features in each AU region. Lopes et al. [7] created a big dataset by applying preprocessing steps on images to enhance the robustness of CNN network. Ding et al. [8] designed a two-stage network: in the first stage, the convolutional layers are trained for the specific regions of an expression using the

Face2exp net architecture and then, in the second stage, the fully-connected layers are concatenated to classify the expressions. Moreover, Yang et al. [9], proposed a CNN based framework to makes full use of extracted features by cascaded pyramids. They also replace the backward propagation optimization to alleviate the redundant features. Similarly, other CNN based FER techniques [10]–[12] have also been proposed in the literature.

The Deep Learning networks (CNNs) require high computational and experimental cost. This makes finding the appropriate technique highly increasing the overall computation and time cost of the CNNs. Moreover, analyzing as well as visualizing of features in an intuitive fashion is a pretty hard task for Deep Learning over handcrafted descriptors. Understanding the actual model with handcrafted features most of the time is more straightforward and less ambiguous. Facial expression recognition systems need an effective and efficient algorithm for real life challenges: spontaneous expressions, pose variations, ethnicity changes, and illumination conditions etc. with real time response on platforms having limited computational resources. In this paper, we propose a framework: RARITYNet that bridge the gap between effective but inefficient methods and efficient but less effective methods.

Proposed Method

In this paper, we have proposed a RARITY guided affective emotion learning framework to learn the appearance features and identify the emotion class of facial expressions in various challenges: multi-view angles, candid, ethnicity variations, low resolution, blurriness, tiny faces, and lighting changes, captured by cameras sensors in various environments. The proposed framework contains two main blocks: RARITY and AffEmoNet to capture shallow and deep features, respectively as shown in Fig. 1.

RARITY

We propose a new feature descriptor named inter radial ring topology (RARITY) for facial expression recognition. Inspired by the phenomenon of ring topology, the RARITY is designed to encode the inter radial transitional patterns in an image to represent the texture variations in the local region. These transitional patterns are gen-

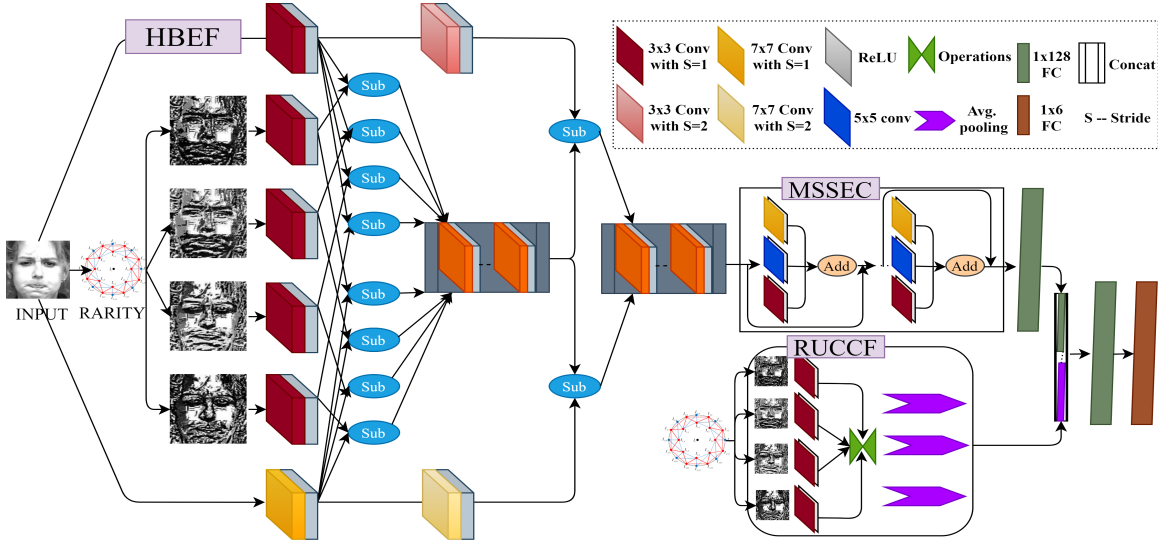


Figure 1. The proposed RARITYNet framework.

erated by establishing pixel triplet relations. The pixel triplets are selected from multiple radius in the local neighborhood. The inter-radial patterns, generated based on pixel triplet relations, assist in extracting the maximal and minimal disparities between the multi-radius ring topologies. Furthermore, we identify the bidirectional transition information between higher to lower and lower to higher radius at a given location. These patterns reveal the bright to dark and dark to bright variations in the local region. We illustrate the RARITY descriptor in Fig. 2. Moreover, the proposed descriptor captures significant edge information, which can effectively distinguish between the facial expressions.

The properties of RARITY are as follows: (1) The inter radial feature encoding enables the robust detection of coarse level edge spread to address the intra-class variations, (2) The pixel triplet relationship cohesively describes the inter radial variations. This property conceals the trivial information and highlights the salient expression changes, (3) The bi-directional relations between the rings at multiple radii extracts the first order gradient information. This increases the proposed descriptor’s robustness to noise and illumination variations. To compute the RARITY patterns, three inter radial pixels are selected to calculate the response code. For example, at 00 direction $(I_1, 0, I_2, 0)$, the pixels connected through the blue and red lines represent the two

inter radial pixel sets as shown in Fig. 2. The triplet relation is encoded in bidirectional manner to extract the inter-radial transitional patterns. Thus, the RARITY generates four encoded response for a single image. Let $I(a, b)$ be a gray-scale image of size $M \times N$ where $a \in [1, M]$, $b \in [1, N]$. If at each location I_c in the image, p and q neighborhood pixels are situated at radius r_1 and r_2 . Then the RARITY (R) is computed using [Eq. 1 - Eq. 8].

$$R(I_c) = \left\{ \sum_{i=0}^{p-1} J_{\lceil \eta/2 \rceil} (T(r_k, i), U(r_k, i)) \times 2^i \right\}_{\eta=1}^4 \quad (1)$$

$$k = \text{mod}(\eta, 2) + 1 \quad (2)$$

$$T(r_k, i) = I_{(r_k), i \times k} + I_{f_1, f_2} \quad (3)$$

$$U(r_k, i) = I_{(r_k), i \times k} + I_{f_1, f_3} \quad (4)$$

For each inter-radial pixel set, the RARITY encodes two patterns (bi-directional relations). Thus, for two inter-radial pixel sets, $\eta = 4$ patterns are calculated in Eq. 1. The functions f_1, f_2, f_3 are defined through [Eq. 5 - Eq. 8].

$$f_1 = r_{k-(-1)^k} \quad (5)$$

$$f_2 = \text{mod}(\psi(k) * +(-1)^k, \psi(k) * p) \quad (6)$$

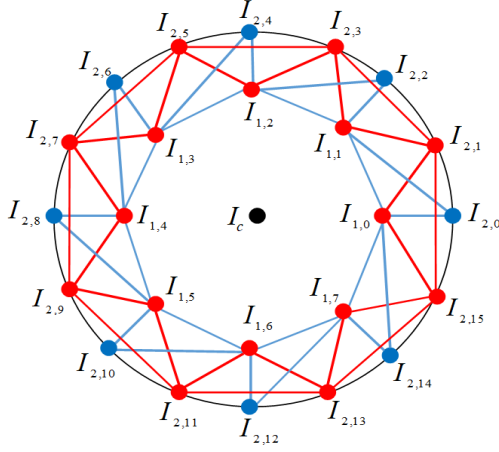


Figure 2. The proposed RARITY descriptor.

$$f_3 = \psi(k) * i + \text{mod}(k, 2) \quad (7)$$

$$\psi(k) = \lfloor k/2 \rfloor + 2 \times \text{mod}(k, 2) \quad (8)$$

The functions $J_1(\cdot, \cdot)$ and $J_2(\cdot, \cdot)$ are computed using Eq. 9 and Eq. 10.

$$J_1(x, y) = \begin{cases} 1 & x > 0 \&\& y > 0 \\ 0 & \text{otherwise} \end{cases} \quad (9)$$

$$J_2(x, y) = \begin{cases} 1 & x < 0 \&\& y < 0 \\ 0 & \text{otherwise} \end{cases} \quad (10)$$

AffEmoNet

The AffEmoNet contains three feature streams: high boost edge filtering (HBSEF) stream, multi-scale sophisticated edge cumulative (MSSEC) stream and RARITY uplift complementary context feature (RUCCF) stream as shown in Fig. 1

HBEF Stream Inspired by the concept High-boost filtering (“A high boost filter is also known as a high frequency emphasis filter. A high-boost filter is used to retain some of the low-frequency components to aid in the interpretation of an image”) in image processing, we proposed a deep learning based approach: high boost edge filtering (HBEF) to capture the sharpened responses. The HBEF allows the network to extract and learn the fine details of expressive regions (eyebrow shapes, eye line, wrinkles, crinkles, lip lines, mouth shape, galebella texture etc.), which are

responsible to define the emotion classes. Specifically, HBEF stream is responsible for extracting expression aware edge information by taking two different inputs: original image and RARITY encoded responses. Initially, Each RARITY encoded response is convoluted with $3 \times 3 \times 8$ sized kernel followed by ReLU in lateral manner to embellish the appearance features. While, parallelly connected two different scaled convolutional layers as $3 \times 3 \times 8$ and $7 \times 7 \times 8$ are employed on original input images to extract the high-level edge information of facial expressions. Furthermore, responses generated from RARITY images are subtracted from the each laterally connected responses of original images to capture the trivial edge information of expressions. Finally, expressive edge features are boosted by subtracting trivial edge information from the refined high-level features those are generated by applying $3 \times 3 \times 8$ and $7 \times 7 \times 8$ sized convolutional layers in a sequence of previously lateral layers as shown in Fig. 1. The outcome of HBEF Stream is computed by using [Eq. 11- Eq. 15.]

$$HBEF(I(M, N)) = S(I(M, N)) - \mathbb{C}_1^{3 \times 3, 32} (L_1) \parallel S(I(M, N)) - \mathbb{C}_1^{7 \times 7, 32} (L_2) \quad (11)$$

$$S(I(M, N)) = [S_0(I(M, N)) \parallel \dots \parallel S_7(I(M, N))] \quad (12)$$

where,

$$S_b(I(M, N)) = L_{\lfloor \frac{b}{4} \rfloor} - \mathbb{C}_2^{3 \times 3, 4} (R_l(I(M, N))) \quad (13)$$

where, $\mathbb{C}_s^{z \times z, d}$ represents the convolution function with $z \times z$ filter size, depth d and stride s . R_l implies for the RARITY encoded outcomes. l and L are generated by using Eq. 14 and [Eq. 15- Eq. 15].

$$l = [\{\text{mod}(b, 4)\} \times 4] \quad (14)$$

$$L_1 = \mathbb{C}_2^{3 \times 3, 4} (I(M, N)) \quad (15)$$

$$L_2 = \mathbb{C}_2^{7 \times 7, 4} (I(M, N)) \quad (16)$$

Table 1. Performance Comparison on CK+, MUG and ISED Datasets.

Method	Type	CK+		MUG		ISED		#Parameters (in millions)	#Memory (in mega bytes)
		6-EXP	7-EXP	6-EXP	7-EXP	4-EXP	5-EXP		
LBP [1]	HC	89.97	83.96	82.65	76.16	63.29	59.00	NA	NA
LDP [2]	HC	90.84	84.80	82.87	78.70	64.42	59.04	NA	NA
LDN [13]	HC	88.84	83.80	81.96	77.85	64.19	55.76	NA	NA
Two-Phase [14]	HC	79.54	72.85	74.46	70.12	58.57	50.98	NA	NA
LDTeXP [3]	HC	89.60	83.08	82.04	78.70	64.30	57.28	NA	NA
RADAP [15]	HC	88.48	83.72	82.65	78.57	67.05	NA	NA	NA
LDTerP [4]	HC	85.89	81.40	80.15	78.11	62.86	55.76	NA	NA
VggNet 16 [16]	CNN	91.31	88.14	85.14	84.67	73.09	59.32	138	528
VggNet19 [16]	CNN	89.98	78.17	85.12	85.12	70.24	69.20	144	549
ResNet50 [17]	CNN	88.05	85.51	76.36	74.28	61.59	54.19	25	98
MobileNet [18]	CNN	68.59	55.47	53.63	40.84	56.36	45.33	4.25	16
MobileNetV2 [19]	CNN	70.84	59.18	41.43	57.53	48.80	47.01	3.5	14
HiNet [20]	CNN	91.40	88.60	87.80	87.2	NA	NA	1	5.3
RARITY	HC	90.90	85.10	83.40	79.09	65.49	59.53	NA	NA
RARITY_Net	CNN	92.20	88.60	91.58	91.87	75.35	63.44	1.6	13.5

Table 2. Performance Comparison on OULU-NIR Dataset for 6-class and 7-class Expressions.

Method	Type	6-Class				7-Class			
		Weak	Dark	Strong	Avg.	Weak	Dark	Strong	Avg.
LBP [1]	HC	63.26	64.09	67.09	64.81	61.84	63.63	65.71	63.72
LDP [2]	HC	63.05	64.09	59.44	62.19	62.32	62.97	65.22	63.50
LDN [13]	HC	64.65	63.05	65.48	64.39	60.61	63.21	64.82	62.88
Two-Phase [14]	HC	44.93	47.36	48.51	46.93	44.58	45.41	46.30	45.43
LDTeXP [3]	HC	62.36	61.11	67.77	63.74	62.14	61.13	66.72	63.33
LDTerP [4]	HC	51.31	56.04	57.08	54.81	51.96	40.65	55.83	49.48
RADAP [15]	HC	64.65	65.69	65.76	65.30	65.35	66.19	64.70	65.41
ResNet50 [17]	CNN	70.97	69.72	68.19	69.62	63.21	63.33	64.52	63.68
MobileNet [18]	CNN	54.79	59.58	53.48	55.95	44.34	52.23	56.13	53.36
MobileNetV2 [19]	CNN	62.08	60.48	62.10	61.55	52.91	52.90	54.28	53.36
RARITY	HC	63.47	64.04	67.54	65.01	58.90	63.86	69.35	64.03
RARITY_Net	HC	75.55	76.24	78.12	76.63	72.26	65.59	76.01	71.28

MSSEC Stream Multi-scale sophisticated edge cumulative (MSSEC) stream with dense connections is proposed to overcome the issues of vanishing gradient in deeper networks. MSSEC stream is designed to preserve features related to affective facial appearance in high-level layers. The resultant features of MSSEC stream are generated by calculating [Eq. 17- 19].

$$MSSEC(H(I(M, N))) = \mathbb{C}_2^{3 \times 3, 96}(A_2) + \mathbb{C}_2^{5 \times 5, 96}(A_2) + \mathbb{C}_2^{7 \times 7, 96}(A_2) + \mathbb{C}_2^{1 \times 1, 96}(A_2) + \mathbb{C}_4^{1 \times 1, 96}(A_1) \quad (17)$$

$$A_2 = \mathbb{C}_2^{3 \times 3, 64}(A_1) + \mathbb{C}_2^{5 \times 5, 64}(A_1) + \mathbb{C}_2^{7 \times 7, 64}(A_1) + \mathbb{C}_2^{1 \times 1, 64}(A_1) \quad (18)$$

$$A_1 = \mathbb{C}_2^{3 \times 3, 32}(H(I(M, N))) + \mathbb{C}_2^{5 \times 5, 32}(H(I(M, N))) + \mathbb{C}_2^{7 \times 7, 32}(H(I(M, N))) + H(I(M, N)) \quad (19)$$

RUCCF Stream The RARITY uplift complementary context feature (RUCCF) stream is de-

signed to embedding the RARITY enriched responses as a complementary context features to enhance the discriminative feature learning of the model. Moreover, RUCCF is constructed in such a way, first RARITY encoded responses are embellish by applying convolution layer of $3 \times 3 \times 16$ size, co-relative to all four responses. Afterwards, important features are summarized in-terms of mean, maximum and addition followed by average pooling layers as shown in Fig. 1. The outcome of RUCCF stream is computed by using [Eq. 20- 22]

$$RQ_\rho = GAP[\rho\{Q_1, Q_2, Q_3, Q_4\}]_{\rho=1}^{\rho=3} \quad (20)$$

where,

$$\rho = \{1 \rightarrow mean, 2 \rightarrow max, 3 \rightarrow add\} \quad (21)$$

$$Q_t = \mathbb{C}_2^{3 \times 3, 16}(R_t(I(M, N))) \quad (22)$$

where, GAP and R_t implies for the global average pooling and RARITY encoded outcomes, respectively.

Moreover, the final result is computed by using [Eq. 23]

$$RARITYNet(I(M, N)) = FC^E[FC^{128} [FC^{128}\{\mathbb{P}\}]] \quad (23)$$

$$\mathbb{P} = \{MSSEC(H(I(M, N)))\} || RQ_1 || RQ_2 || RQ_3 \quad (24)$$

where, FC^n and $||$ represents the fully connected layer with n neurons and concatenation operation respectively.

Experimental Setups and Discussions

In order to evaluate the performance of the proposed framework, we use four facial expression datasets: CK+, MUG, ISED and OULU-CASIA datasets with various challenges ethnicity variations, multi-view, candid, low resolution, blurriness and illumination changes. We used Viola Jones algorithm to detect the face and normalized it to 120×120 . All experimental results are evaluated by adopting the leave-one-subject-out cross validation strategy. The proposed method follows the experimental setup (person independent (PI)) of RADAP [15] for all datasets. Moreover, to validate the effectiveness of the proposed RARITY descriptor alone we have utilized the SVM classifier. To train proposed RARITYNet, we have initialized learning rate to $1e^{-3}$ with weight decay $2 \times 1e^{-6}$ and momentum 0.8. Stochastic gradient descent (SGD) is used for optimization. All the experiments are performed on python 2.7. Furthermore, to mitigate the problem of overfitting, we have performed data augmentation to create a enhance the datasamples in training. Specifically, each image is rotated between $[30^\circ, -30^\circ]$ with the increment of 15° and then all outcome images are flipped horizontally.

In the literature, various data selection and experimental frameworks have been adopted for FER. Thus, it is difficult to make a fair comparison by directly using the published results. Moreover, most papers do not reveal the exact details of the person-dependent or independent N-fold strategy. Therefore, in this work, we have implemented existing descriptors and deep learn-

ing techniques and incorporated them into our experimental framework.

Quantitative Analysis

In this section we presents the quantitative results of proposed descriptor: RARITY and CNN framework: RARITYNet, respectively.

RARITY Recognition accuracy results over CK+, MUG, ISED and OULU-VIS datasets for existing descriptors and proposed RARITY for person independent setup are tabulated in Table 4-3 respectively. The proposed Rarity descriptor outperforms LBP and LDterP descriptors by 0.93%, 1.14% and 5.01%, 3.7% for 6- and 7-class problem over CK+ dataset. For MUG dataset, RARITY obtains 0.75%, 2.93% and 1.36%, 0.39% performance improvement over LBP and LDterP for 6- and 7-class problem respectively. Similarly, in case of ISED, RARITY outperforms LBP and LDterP by 2.2%, 0.53% and 2.63%, 3.77% for 6- and 7-class problems respectively. Moreover, for OULU-CASIA dataset, we have evaluated results for both NIR and VIS for all illumination conditions: weak, dark and strong by considering 6- and 7- classes as reported in Table 2-3. Specifically, RARITY gains 0.2%, 10.2% and 0.31%, 14.55% more average recognition accuracy of all three lighting variations as compared to LBP and LDterP for 6-and 7-class expressions over OULU-NIR. Similarly for OULU-VIL, the proposed model attains 0.42%, 8.57% and 2.17%, 10.99% more recognition performance as compared to LBP and LDterP for 6-and 7-classes, respectively.

RARITYNet Experimental results over CK+, MUG, ISED and OULU-VIS datasets for existing and proposed RARITYNet for person independent setup are tabulated in Table 4-3 respectively. Specifically, for CK+, RARITYNet achieves 4.15%, 3.09% and 21.36%, 29.18% more accuracy for 6- and 7-class as compared to the ResNet50 and MobileNetV2. In case of MUG dataset, RARITYNet obtains 15.22%, 3.78% and 17.59%, 4.67% performance improvement over ResNet50 and HiNet for 6- and 7-class problem respectively. The RARITYNet outperforms ResNet50 and MobileNetV2 by 26.55%, 13.76% and 16.43%, 9.25% for 6- and 7-class problems,

Table 3. Performance Comparison on OULU-VIL Dataset for 6-class and 7-class Expressions.

Method	Type	6-Class				7-Class			
		Weak	Dark	Strong	Avg.	Weak	Dark	Strong	Avg.
LBP [1]	HC	57.70	55.90	75.34	62.98	57.32	57.38	65.71	60.13
LDP [2]	HC	56.45	46.90	72.43	58.60	54.88	53.86	69.16	59.30
LDN [13]	HC	58.61	53.81	72.29	61.57	59.28	53.86	70.89	61.34
Two-Phase [14]	HC	38.47	31.04	55.83	41.78	39.22	28.09	53.98	40.43
LDTexP [3]	HC	55.62	42.36	72.29	56.75	54.94	42.08	68.86	55.29
LDTerP [4]	HC	52.70	43.26	68.54	54.83	48.75	40.65	64.53	51.31
RADAP [15]	HC	52.64	75.83	60.63	63.03	52.97	74.11	61.07	62.72
ResNet50 [17]	CNN	33.47	35.76	31.18	33.47	53.03	38.38	63.69	51.70
MobileNet [18]	CNN	25.38	35.83	21.38	27.53	39.94	27.87	39.82	35.87
MobileNetV2 [19]	CNN	35.79	38.68	57.63	44.03	47.02	32.78	47.67	42.49
RARITY	HC	57.84	56.59	75.76	63.40	56.90	56.13	73.86	62.30
RARITY_Net	CNN	72.22	62.01	79.16	71.13	80.00	67.20	76.66	74.62




Figure 3. The input images and encoded response in various noise and illumination conditions by applying (a) LBP, (b) Two-phase, (c) LDP, (d) LDN, (e) LDTexP, (f) LDTerP and (g) RARITY. The qualitative difference between the RARITY and existing descriptors are highlighted in the rectangular regions. In 1st image, RARITY is able to extract the edge-spreads (in the nose, mouth and eyes regions) instead of extracting the extreme edges or the generic textures as detected by LDTexP, LBP, LDN and LDTerP. Moreover, in 2nd, 3rd and 4th image, the RARITY is more robust in preserving expressive features in comparison to other methods.

respectively. The RARITY gains 7.01%, 15.08% and 7.6%, 17.92% more average recognition accuracy of all three lighting variations as compared to ResNet50 and MobileNetV2 for 6-and 7-class expressions over OULU-NIR. Similarly, the proposed framework outperformed 37.66%, 27.1% and 22.92%, 32.13% ResNet50 and MobileNetV2 for 6-and 7-classes, respectively.

Qualitative Analysis

In this section we presents the qualitative results of proposed descriptor: RARITY and CNN framework: RARITYNet, respectively. The capability of RARITY towards the illumination invariance is depicted in Fig. 3. In Fig. 3 (a, b, c,

d), we have selected four images under different conditions (normal image, infrared image, noise and illumination changes). It can be seen from Fig. 3 that; the proposed descriptor is able to identify the relevant expression features even with the noise and illumination variations. The qualitative visualization of state-of-the-art CNN models: ResNet-50, MobileNet, MobileNetV2 and proposed RARITYNet is demonstrated in Fig. 7. Fig. 7 includes the mean neurons visualization for two test expressions: surprise and sad of the two different datasets: MUG and ISED, respectively. From Fig. 7, it visibly clear that the proposed RARITYNet neurons are able to capture

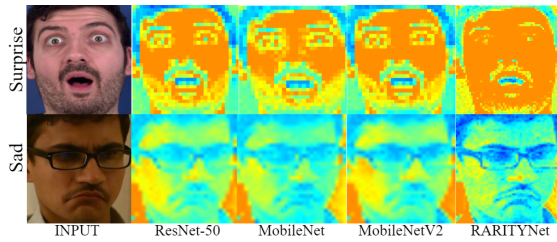


Figure 4. Visualization of neurons computed from two distinctive emotion classes a) Sad and b) Surprise from MUG and ISED, respectively.

more generalized and discriminative features as compared to other very popular CNN architectures. For example, in surprise: mouth, eyes and eyebrow shapes regions and in sad: eyes, lower chin part, nose and glabella regions are play significant role to make a decision. The proposed RARITYNet is able to surpass the other regions and captures the most prominent regions.

Conclusion

In this paper, we proposed a RARITY guided affective emotion learning framework for facial expression recognition. The RARITYNet is designed to capture the facial appearance feature by learning shallow (RARITY) and deep (AffEmoNet) features. The RARITY descriptors is proposed to extracts the inter radial topological information in the local region. RARITY computes the edge spread features in the local region to address the intra-class variation in facial expression classes. Moreover, it establishes the pixel triplet relations to cohesively capture the changes in expression images. Furthermore, to enhance the robustness of the proposed descriptor, bi-directional relations between inter-radial rings are identified. These properties increase the robustness of the proposed method by identifying the edge spread in the local region, highlighting the salient features and suppressing the noise elements. Moreover, the RARITY encoded features are processed through the AffEmoNet to learn the macro and micro level features from the faces. The guidance of RARITY features reduced the computation cost of the AffEmoNet as well as allows to learn significant features of facial structures in various challenging scenarios. The experimental results show that the proposed method obtains better recognition rates

as compare to other state-of-art methods over 4 benchmark facial expression datasets.

REFERENCES

1. C. Shan, S. Gong, and P. W. McOwan, "Facial expression recognition based on local binary patterns: A comprehensive study," *Image and vision Computing*, vol. 27, no. 6, pp. 803–816, 2009.
2. T. Jabid, M. H. Kabir, and O. Chae, "Robust facial expression recognition based on local directional pattern," *ETRI Journal*, vol. 32, no. 5, pp. 784–794, 2010.
3. A. R. Rivera, J. R. Castillo, and O. Chae, "Local directional texture pattern image descriptor," *Pattern Recognition Letters*, vol. 51, pp. 94–100, 2015.
4. B. Ryu, A. R. Rivera, J. Kim, and O. Chae, "Local directional ternary pattern for facial expression recognition," *IEEE Transactions on Image Processing*, vol. 26, no. 12, pp. 6006–6018, 2017.
5. P. Khorrani, T. Paine, and T. Huang, "Do deep neural networks learn facial action units when doing expression recognition?" in *Proceedings of the IEEE international conference on computer vision workshops*, 2015, pp. 19–27.
6. W. Li, F. Abtahi, Z. Zhu, and L. Yin, "Eac-net: Deep nets with enhancing and cropping for facial action unit detection," *IEEE transactions on pattern analysis and machine intelligence*, vol. 40, no. 11, pp. 2583–2596, 2018.
7. A. T. Lopes, E. De Aguiar, A. F. De Souza, and T. Oliveira-Santos, "Facial expression recognition with convolutional neural networks: coping with few data and the training sample order," *Pattern recognition*, vol. 61, pp. 610–628, 2017.
8. H. Ding, S. K. Zhou, and R. Chellappa, "Facenet2expnet: Regularizing a deep face recognition net for expression recognition," in *2017 12th IEEE International Conference on Automatic Face & Gesture Recognition (FG 2017)*. IEEE, 2017, pp. 118–126.
9. W. Yang, H. Gao, Y. Jiang, J. Yu, J. Sun, J. Liu, and Z. Ju, "A cascaded feature pyramid network with non-backward propagation for facial expression recognition," *IEEE Sensors Journal*, vol. 21, no. 10, pp. 11 382–11 392, 2020.
10. A. Mollahosseini, D. Chan, and M. H. Mahoor, "Going deeper in facial expression recognition using deep neural networks," in *2016 IEEE Winter conference on applications of computer vision (WACV)*. IEEE, 2016, pp. 1–10.
11. J. Lee, S. Kim, S. Kim, and K. Sohn, "Multi-modal recurrent attention networks for facial expression recog-

- dition,” *IEEE Transactions on Image Processing*, vol. 29, pp. 6977–6991, 2020.
12. P. Liu, Y. Lin, Z. Meng, L. Lu, W. Deng, J. T. Zhou, and Y. Yang, “Point adversarial self-mining: A simple method for facial expression recognition,” *IEEE Transactions on Cybernetics*, 2021.
 13. A. R. Rivera, J. R. Castillo, and O. O. Chae, “Local directional number pattern for face analysis: Face and expression recognition,” *IEEE transactions on image processing*, vol. 22, no. 5, pp. 1740–1752, 2012.
 14. C.-C. Lai and C.-H. Ko, “Facial expression recognition based on two-stage features extraction,” *Optik*, vol. 125, no. 22, pp. 6678–6680, 2014.
 15. M. Mandal, M. Verma, S. Mathur, S. K. Vipparthi, S. Murala, and D. K. Kumar, “Regional adaptive affinitive patterns (radap) with logical operators for facial expression recognition,” *IET Image Processing*, vol. 13, no. 5, pp. 850–861, 2019.
 16. K. Simonyan and A. Zisserman, “Very deep convolutional networks for large-scale image recognition,” *arXiv preprint arXiv:1409.1556*, 2014.
 17. K. He, X. Zhang, S. Ren, and J. Sun, “Deep residual learning for image recognition,” in *Proceedings of the IEEE conference on computer vision and pattern recognition*, 2016, pp. 770–778.
 18. A. G. Howard, M. Zhu, B. Chen, D. Kalenichenko, W. Wang, T. Weyand, M. Andreetto, and H. Adam, “Mobilenets: Efficient convolutional neural networks for mobile vision applications,” *arXiv preprint arXiv:1704.04861*, 2017.
 19. M. Sandler, A. Howard, M. Zhu, A. Zhmoginov, and L.-C. Chen, “Mobilenetv2: Inverted residuals and linear bottlenecks,” in *Proceedings of the IEEE conference on computer vision and pattern recognition*, 2018, pp. 4510–4520.
 20. M. Verma, S. K. Vipparthi, and G. Singh, “Hinet: Hybrid inherited feature learning network for facial expression recognition,” *IEEE Letters of the Computer Society*, vol. 2, no. 4, pp. 36–39, 2019.

Supplementary Document

■ **THE INTRODUCTION** This supplementary represents the detailed statistics of data samples, qualitative analysis of RARITY as compared to state-of-the-art descriptors. The detailed description of all datasets is tabulated in 4.

The proposed descriptor utilizes the inter radial transitional information between the rings at multiple radius. This leads to identification of the edge spreads in the local neighborhood. These edge spreads capture the edges using higher distanced neighbors and therefore are more robust to intra-class variations among facial expressions in an emotion class.

To demonstrate this property, we have selected two different facial images from the ‘anger’ emotion class. Although, these facial images belong to the same emotion category, they all differ from each other with respect to the intensity variations at different locations. From each image, an active patch (i.e. region with salient expression changes) is selected for further analysis. In Fig. 5, we have shown the RARITY response and the corresponding histograms for these active patches. From Fig. 5 (a, b), we can see that, the proposed method is able to categorize these patches to the same class even though there are minor variations in the edge positions in the original images. Also, we have depicted the RARITY feature maps of a different emotion category ‘neutral’ in Fig. 5 (c). Furthermore, along with the visual representation, we have calculated the similarities between the intra-class images using Manhattan distance. We have also computed the Manhattan distance between the inter-class images. These distance measures demonstrate the robustness of the proposed RARITY to intra-class variations as well as the ability to distinguish between inter-

Table 4. The Number of Images used in the experiments for Person Independent (Leave One subject Out) Frameworks.

Emotion	CK+	MUG	ISED	OULU-VIS/NIR
Anger	152	220	-	240/240
Disgust	190	220	234	240/240
Fear	144	220	-	240/240
Happy	247	220	294	240/240
Sad	181	220	174	240/240
Surprise	246	220	189	240/240
Neutral	305	220	295	240/240
Total	1465	1540	1186	1680/1680

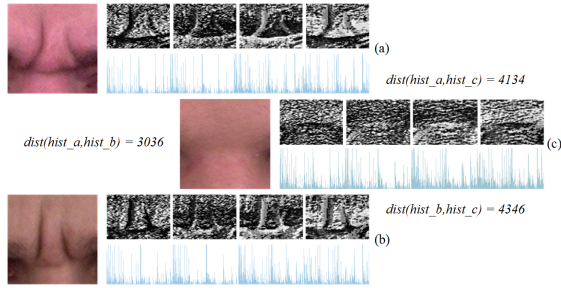


Figure 5. The active facial patches, their RARITY feature maps and corresponding histograms. The first two patches (a), (b) are selected from two different subjects belonging to anger emotion class. The last patch (c) is selected from a subject belonging to neutral emotion class. The Manhattan distance between the feature vectors of (a) and (b) is very less as compared to the distance between (a), (c) and (b), (c).

class expressions. Since, the RARITY patterns are encoded using pixel triplet relationship between two rings of different radius. This enhances the discriminability by highlighting the salient features (maximal and minimal disparities) and suppressing the noise elements in an image.

The authors in LDN, LDTerP and LDTexP have used 8 compass masks (Robinson & Kirsch) to compute the edge responses. The coded patterns were generated by analyzing the salient directional index locations in the local neighborhood. However, the proposed descriptor is able to capture the salient change information by encoding the bidirectional patterns using pixel triplets as shown in Fig. 6. These patterns are generated by considering inter radial relations. The most recent state-of-the-art descriptor LDTerP focuses mainly on the extreme edge variations in a region. This may lead to information loss in the facial region thereby degrading the performance as shown in Fig. 7. Whereas, the inter radial and bidirectional properties of RARITY enhance the capability to robustly identify the edge spread. From the Fig. 6 and 7, it is also clear that proposed RARITY descriptor outperformed the state-of-the-art descriptors.

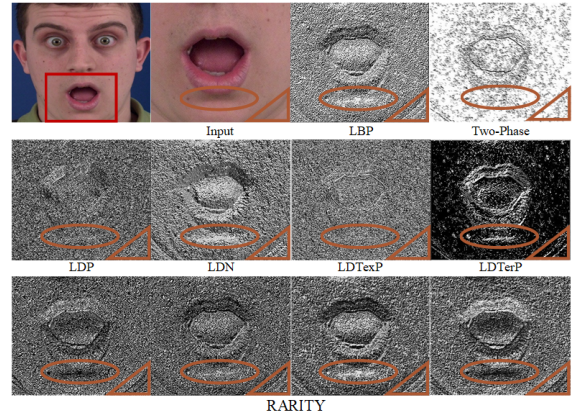


Figure 6. The feature maps of an expression image of surprise emotion class. The RARITY is more robustly detecting the crease below the lower lip and jaw-line features as compared to other feature descriptors.




Figure 7. The qualitative comparison between the feature maps generated by LDTerP and RARITY descriptor. The region of interest shows that RARITY is able to detect the furrow lines more accurately as compared to LDTerP.