

# Moving Smart Contracts – A Privacy Preserving Method for Off-Chain Data Trust

Simon Tschirner, Shashank Shekher Tripathi, Mathias Röper, Markus M. Becker and Volker Skwarek

**Abstract**—Blockchains provide environments where parties can interact transparently and securely peer-to-peer without needing a trusted third party. Parties can trust the integrity and correctness of transactions and the verifiable execution of of binary code on the blockchain (smart contracts) inside the system. Including information from outside of the blockchain remains challenging. A challenge is data privacy. In a public system, shared data becomes public and, coming from a single source, often lacks credibility. A private system gives the parties control over their data and sources but trades in positive aspects as transparency. Often, not the data itself is the most critical information but the result of a computation performed on it.

An example is research data certification. To keep data private but still prove data provenance, researchers can store a hash value of that data on the blockchain. This hash value is either calculated locally on private data without the chance for validation or is calculated on the blockchain, meaning that data must be published and stored on the blockchain—a problem of the overall data amount stored on and distributed with the ledger.

A system we called *moving smart contracts* bypasses this problem: Data remain local, but trusted nodes can access them and execute trusted smart contract code stored on the blockchain. This method avoids the system-wide distribution of research data and makes it accessible and verifiable with trusted software.

**Index Terms**—blockchain, smart contract, trusted software, oracles

## I. INTRODUCTION

TWO main features of distributed ledger or blockchain technology are data decentralization and immutability. These features lead to trust and transparency in the system. Public permissionless systems ensure most transparency, as they allow anyone to join the network, receive a copy of the stored information and participate in the consensus—the process of deciding what transactions to be added to the ledger. Naturally, the architecture of blockchains mandates the accessibility of the data generally to be public [1]. Therefore, this architecture is infeasible in scenarios dealing with data that has to be (temporarily) private such as sensitive data or intellectual property. The development private distributed ledgers addresses this problem [2] (e.g., Hyperledger Fabric [3]). However, private platforms reduce the beneficial core properties of blockchains: decentralization and transparency [4], while consortia platforms usually still allow public data access.

A distributed ledger creates a closed environment, allowing participants to trust information and computations by programs

stored and executed within it (so-called *smart contracts*). However, this separate environment poses another challenge: The interaction between a blockchain and the outside world, which is usually conducted by distributed ledger technology (DLT) oracles [1]. Oracles are services updating a ledger with off-chain data [5]. However, data from outside a blockchain (off-chain data) cannot have the same level of trust as data originated from within it. Furthermore, DLT oracles fail to handle situations where data is intellectual property or too large to be written on a blockchain. In many cases, the result of a computation based on off-chain data is as significant as the data itself. A way to make computation trustworthy is to conduct it on-chain. However, on-chain execution costs become a challenge because each block building node (miner) has to execute the smart contract computing the introduced data. In large networks, this is resource-consuming.

This paper provides a solution to the described problem of introducing a trusted state to a blockchain network based on sensitive and/or big off-chain data. The proposed concept is called *moving smart contracts*. Moving smart contracts provide trusted (reviewed) software, controlled by the blockchain, to a user on request. Furthermore, the network includes so-called *notaries*. A notary is a trusted and authorized full-node that offers off-chain execution using on-chain stored trusted software as a service. Therefore, a notary can validate any result by repeating a previously conducted computation using the same software and data. If a user wants an on-chain state to be flagged as validated (and therefore to be trustworthy), the raw data needs only to be made accessible to a notary. Furthermore, since the software for off-chain computation is provided by the blockchain, all actors can rely in its integrity and are able to reproduce results.

The primary research objective is to answer the following **research question**: *What process must be defined to make a result based on potentially private and large off-chain data to be trustworthy within a blockchain network?*

Certification of research data is a specific example, requiring complex computations and data privacy. A certificate usually includes storing a hash value of the original research data on a blockchain [6]. On one hand, research data can involve intellectual property that should remain private before formal publication. On the other hand, this data can include vast amounts of data, meaning that hash value calculation is resource-consuming. This example solves all three requirements for the application of moving smart contracts. Data shall remain private, the computation can be very resource-consuming, and the computation result is as valuable as the input data. Therefore, this example is the perfect use case to

All authors are with the Research and Transfer Centre Digital Business Processing, Faculty of Life Sciences, Hamburg University of Applied Sciences, Ulmenliet 20, 21033 Hamburg, Germany e-mail: (firstname.lastname@haw-hamburg.de).

evaluate moving smart contracts.

The secondary objective is thus to implement the use case of research data certification using moving smart contracts.

The remainder of this paper is structured as follows. After discussing the related work and background in section II, a theoretical model describes the concept in section III in detail. A detailed description of the implementation of academic data sharing in section IV demonstrates the practical feasibility. Before the conclusion (section VI), in section V an evaluation explores the degree to which moving smart contracts solve the use case and their limitations.

## II. BACKGROUND

This section briefly presents the state-of-the-art from a theoretical point of view and discusses, how moving smart contracts differ from other approaches.

A mechanism build solely for local machines face many kinds of threats like attacks on control flow of program, masquerading malicious code, malevolent writes to memory or run-time attack. A hostile unit can inject its own program that will have all the permissions as the intended original program [7]. Therefore, adding checks to the application is not sufficient to counter such attacks. A weakly written program is also susceptible to attacks. A common example includes buffer overflows [8] that allows the adversary to modify arbitrary memory locations for its benefit. With the help of blockchain, moving smart contracts addresses these threats.

### A. Blockchains and Smart Contracts

A blockchain is a list of blocks containing transaction data linked together with cryptographic hashes, constructing a Merkle tree, distributed over several network peers (nodes). Any change in a transaction would change the Merkle tree's root address, eventually changing the address of a block. Hence, the block is invalidated. With proper implementation of consensus algorithms like Proof of Work, [9], Proof of Stake [10], or Practical Byzantine Fault Tolerance [11], a blockchain-based peer-to-peer network can become tamper-proof.

Buterin proposed the idea of the Ethereum blockchain that can perform computations besides being a peer-to-peer network [10]. *Smart contracts* are small programs, giving rules for performing computations. Szabo first proposed the term smart contract in 1994 to refer to self-executing codes [12]. In Ethereum, smart contracts are self-executing and tamper-resistant programs deployed on the blockchain. Since the execution of smart contracts happens on-chain, it utilizes the nodes' resources. All consensus-creating nodes of the respective blockchain network carry out the smart contract execution in parallel; the resulting redundancy leads to high computational and storage expenses. Therefore, it is common for an application to use off-chain resources and oracles [13], e.g., for computationally extensive processing and large storage requirements.

In centralized systems, a central authority is responsible for creating a valid state based on given transactions. Furthermore, the users depend on the central authority to maintain their assets, like money in the case of banks. Blockchains, on the

other hand, provide a system where participating peers make decisions in the network reaching a consensus following a consensus algorithm [14]. In terms of permission required for the participation in consensus-creating procedures, blockchains can be classified into two major types:

a) *Permissioned (consortia platforms)*: Only authorized nodes are permitted to participate in consensus-creating procedures. Depending on the blockchain's governance design, nodes can, for example, become authorized through voting procedures. In some cases, there are different roles assigned to nodes in hierarchical order. The most common examples include Ripple and Eris.

b) *Permissionless*: Permissionless blockchains are publicly accessible. Any user can join the network, become a node, perform transactions, participate in creating consensus and reading the transactions conducted by other network participants [15]. The typical examples of permissionless blockchains are Bitcoin and Ethereum. The advantages of such blockchains are a high degree of decentralization, transparency, and availability open source.

### B. Adding External Information Into Blockchain Environments

An oracle is an agent that facilitates the interaction of a blockchain with the external world [16], [17]. Usually, it is a trusted third party in the system, which could be software or a human feeding the data manually. Town Crier [18] and Corda [19] have a single oracle responsible for data transfer. Augur [20], Gnosis, MS Bletchley [21] and ChainLink [22] propose to have multiple (independent) oracles. Multiple oracles vote for the correct answers mitigating the possibility of a single-point-of-failure. Although oracles can address off-chain communication, data integrity remains an issue. There is a risk that data from oracles could be manipulated or bogus; therefore, the smart contract at the receiving end must build a mechanism for data check [23] but there is always a risk at the intersection of on and off chain. Also, oracles work in an external environment; consequently, undesired events can obstruct the operation of the whole system. With the concept of moving smart contracts, data/results written to the blockchain can be validated by notaries. Errors in the off-chain execution of software are made visible since the computation is conducted in the process of validation by two independent parties, using the same trusted software.

Blockchain technology, especially public blockchains, has on-chain resource limitations making data storage infeasible in case of enormous data size. Therefore, researchers have tried to solve this problem by using off-chain storage. Eberhardt and Tai [24] have discussed how off-chain computation and storage can help resolve the on-chain issues. They have considered five applications where off-chain processing can address on-chain limitations. They have discussed a method to demonstrate how a large amount of data can be associated with a smart contract. The reference to data stored in an addressable content system is stored in the blockchain. The reference is the hash of the data. Storing the hash as a variable of the smart contract ensures that a change of the data is detectable. Although, in this method, the addressable content system

has to be trusted for hosting the data. The other possible solution includes decentralized storage systems, such as the InterPlanetary File System (IPFS) [25]. However, IPFS has no implementation of intellectual property management [26]. On a technical level, the storage for big data files on a distributed file system is not feasible as it requires resources from multiple network participants. IPFS stores parts of a file at multiple locations causing redundancy. Thus, ensuring data availability even when a node in the network goes offline. There are some projects that explore the possibilities to ensure correct execution, e.g., like Ethernity [27], via trusted environments, this paper aims to choose a more straightforward approach discussed in section III and IV.

### C. Use Case – Certification of Research Data

Sharing of research data is an important aspect in open science [28] and sometimes even required by research funds such as by “Guidelines for Safeguarding Good Research Practice” of the German Research Foundation (DFG<sup>1</sup>). Especially in data-driven science, provenance (authorship and integrity) and reliability of data and metadata have to be proven. Therefore, a neutral and immutable platform that researchers can use to certify their data brings significant benefits to the research community [29]. The certification consists of creating a hash (serving as a fingerprint) of the research data, and storing this hash together with a trusted timestamp on the blockchain. At this stage, the certification proves the existence of the data at a particular time. Including further references to the researcher/data origin to the on-chain certificate, provenance can also be proven, even after publication.

One very common method for such an proof-of-existence is publishing a data-certificate by their cryptographic hash value. Later, this data can be verified by its hash value as it is sufficiently pseudo-random and unique.

As the only issue, the hash computation with a local algorithm can be faked. The blockchain itself can only check the validity of the hash, if this data is stored on the blockchain. But this again shall be avoided due to its size. Consequently, moving smart contracts provide a compromise: allowing initial data privacy and later memory resources without trading in trust entirely.

### D. Bloxberg Blockchain Network

The Bloxberg consortium was founded in 2019 with the aim of providing a blockchain for science, i.e. to establish an alternative infrastructure for academic purposes [30]. At the time of writing this paper, the consortium consists of around 40 academic institutions globally. Collectively, they are providing the Bloxberg blockchain<sup>2</sup>.

Bloxberg is a consortial (public permissioned) blockchain network based on Ethereum. Only academic institutions can be voted into the consortium; members are automatically entitled (and required) to run a full node (participating in creating

the consensus). As consensus protocol, the Proof-of-Authority algorithm Aura<sup>3</sup> is used.

The academic orientation of Bloxberg fits well to the use case of research data certification, the primary use case to evaluate the moving smart contracts in this paper. Additionally, the author’s institution (HAW Hamburg) is a member of the Bloxberg consortium, which allows deploying and testing the server-side tool that is part of the suggested implementation. Thus, Bloxberg is the natural choice for the exploration of moving smart contracts.

## III. MODEL

This section describes the idea of the moving smart contracts in detail. It outlines the theoretical process, how parties in the process can be assured to use the same software to achieve a result based on off-chain data and how the moving smart contract evaluates that the result is trustworthy. In other words, a concept to introduce a validated state based on off-chain data onto the blockchain.

### A. General Idea

Given the usage of Bloxberg, this process is tailored toward public permissioned blockchains. It utilizes the additional portion of trust or stake (since the network needs to approve on a new consortium member) that is connected to a full node of the network. It further aims to transfer the possibility of keeping data private from private blockchains onto public blockchains.

There are four kind of actors, interacting with the moving smart contract: **The client**, this is the party that owns or provides the off-chain data, in the example of research data certification, this would be the researcher, **the notary**

**At first**, only the client obtains or holds the data to be processed. The first important difference when using moving smart contracts is that the software for the processing is available via the blockchain. In the first step, the client downloads that software and processes her data. The result is written back on the blockchain and thus publicly available.

The result stored on the blockchain can prove data existence at this stage, but it is impossible to guarantee the correct execution of the software stored on the blockchain. However, instead of utilizing complex solutions, moving smart contracts rely on the validation of Alice’s execution in later steps.

**The second** step is an optional step for pre-public validation to increase trust in the data. The basic idea is that the researcher selects a trusted notary in the blockchain network. The researcher can now transfer his data confidentially to Bob, who can validate and confirm or create the PoE-hash. As the notary node is part of the blockchain, it uses and accesses the validated and trusted verification smart contracts on the blockchain.

**At last, during the third step**, three options exist.

- The researcher can publicly share data by adding its access link to the PoE on the blockchain, and the reference to the written publication including scripts or smart

<sup>1</sup>[https://www.dfg.de/en/research\\_funding/principles\\_dfg\\_funding](https://www.dfg.de/en/research_funding/principles_dfg_funding) last access June 7, 2021

<sup>2</sup><https://bloxberg.org> last access May 14, 2021

<sup>3</sup><https://openethereum.github.io/Aura> last access May 14, 2021

contracts for evaluation. Now everyone can download the data and software stored on the blockchain to validate the results independently.

- Alternatively, the researcher can decide to share data privately with selected partners. They will need the same information as before (link to data, software, and result), including, e. g., credentials to access the data.
- As a last option it is possible to withdraw the result. If for some reason, the researcher decides not to share data or results anymore, he can use a smart contract on the blockchain to mark the previously submitted PoE or even results as invalid.

In summary, the steps to be covered by moving smart contracts are:

- 1) **Proof of existence (certification)**—the client processes its data and stores the result on the blockchain.
- 2) **Validation**—the client picks a notary to confirm the result from the previous step.
- 3) Further steps
  - a) **Publication**—client decides to share its data publicly; everyone will be able to access the client's data and to validate the certificate/processing.
  - b) **Private sharing**—client decides to share its data privately, a selected peer gets access to the data protected by credentials; the peer can access the client's data and validate the certificate/processing.
  - c) **Withdrawal**—client withdraws result.

Having the certificate additionally validated by a notary (the second step above) is optional in this scenario. However, using a notary, the network has strong evidence that the data existed, and Alice rests assured that later validation of the certificate will succeed.

#### B. Process flow of privacy preserving research data publication and moving smart contracts

This section gives a more technical perspective on moving smart contracts based on the steps presented above.

The process starts with the initial certification or PoE. In figure 1, the researcher wants to create a proof of existence for his data. The software needed for this certification is stored on or is accessible via the blockchain. The moving smart contract—an actual smart contract deployed on the blockchain—transfers the software for the certification request to the client. The client processes the data and returns the result to the moving smart contract, which takes care of storing the result on the blockchain. From now on, the client can prove that the data processing happened at a particular time.

The sub-step *process data* takes place in several steps. It means that the active part processes the data with a piece of software. In the typical case, the software will always be the same in one instance of the process, as the moving smart contract provides it. The data should, in any case, be the data that the client initially processed. If not, any later processing will yield a different result.

The previous proof has one problem: As long as no other trusted party confirms it, this self-certification is of limited value. The optional second step (see Figure 2) increases trust:

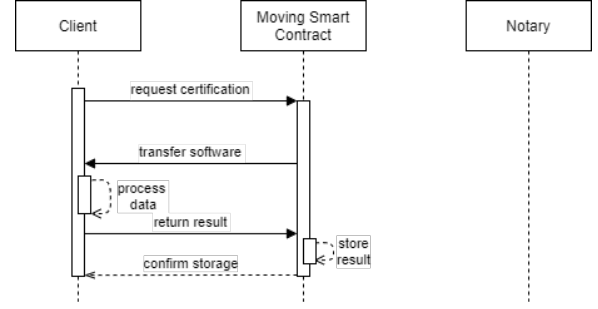


Fig. 1. Step 1: A client processes its data and stores the result on the blockchain (proof-of-existence).

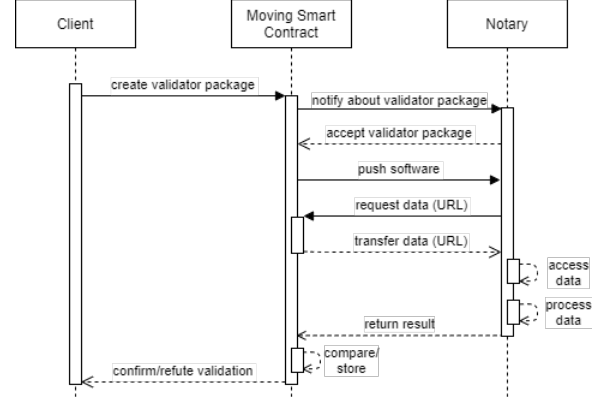


Fig. 2. Step 2: A client selects a notary to verify its result from the first step.

A notary within the blockchain network—a node of higher and central trust—gets the task to validate the certification from the previous step. In order to do so, the client sends a *validator package* to the moving smart contract.

The validator package is a data structure consisting of the following:

- recipient—optional, but as long as data privacy is an issue, these packages address a certain receiver, either a peer or a notary,
- reference to on-chain data—optional, a reference to the result the client initially stored on the blockchain,
- software reference—a reference to the required software that reproduces the processed data from the raw data on the client,
- external data reference—typically a URL under which the original data is accessible,
- credentials—optional, credentials needed to access the data, in case it is to be kept private.

The moving smart contract uses the receiver information to notify, in this case, the notary. The notary can accept the package, and, in consequence, the moving smart contract pushes the software onto the notary. The notary then reads the data, which shall be verified, on a separate channel outside the blockchain from the client. This sub-step is also common to several steps. It includes receiving the location of the data (*request data(URL)*) to process and its retrieval (*access data*), in this case, typically requiring credentials, to retain data privacy.

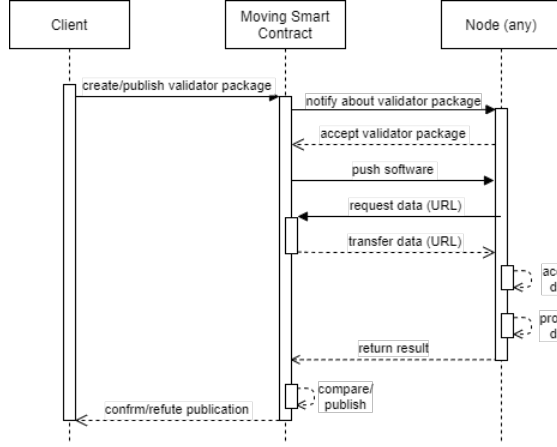


Fig. 3. Step 3a: A client publishes the original data, similar to step 2, a node from the blockchain network verifies the client's result before the data can be published.

The notary now processes the data and returns his result to the moving smart contract. In the recurring sub-step *compare/store*, the moving smart contract compares the notary's result with the initially stored client's result. A match yields in confirmation of the certificate, otherwise a refutation of the validation. In the latter case, the client could renew the validation request, as something might have gone wrong, e.g., during data transmission. However, retries should be limited.

Eventually, the client might choose to publish her data publicly. Figure 3 depicts this step. This step resembles the previous step with a few differences: The validator package does not contain a receiver and is publicly available via the moving smart contract. Consequently, now any node of the blockchain network may execute the validation step previously done by the notary. On successful comparison, the moving smart contract confirms the publication.

Before publication, a client might also want to share her data privately. Figure 4 depicts this step, and again, it resembles the two previously described steps. However, in this step, the peer initializes the process, asking the client for her data. According to the request, the client creates another validator package, this time directed towards the peer. The peer gets notified via the moving smart contract, software and data transfer to and processing on the peer functions similarly. Afterward, the peer writes the result back to the moving smart contract. The moving smart contract compares the new result to the stored result. A match confirms data integrity, and the peer is free to proceed with the transferred data, which can now be regarded as validated.

The final option is for the client to withdraw the data. As depicted in figure 5, this step is relatively simple: The client indicates withdrawal to a smart contract; after that, the smart contract on the blockchain adds a note of withdrawal to the information stored on the blockchain. The result should not be regarded as certified anymore.

### C. The Software for execution uniformity

The software is either stored in a transaction on the blockchain or on off-chain storage. In the latter case, design

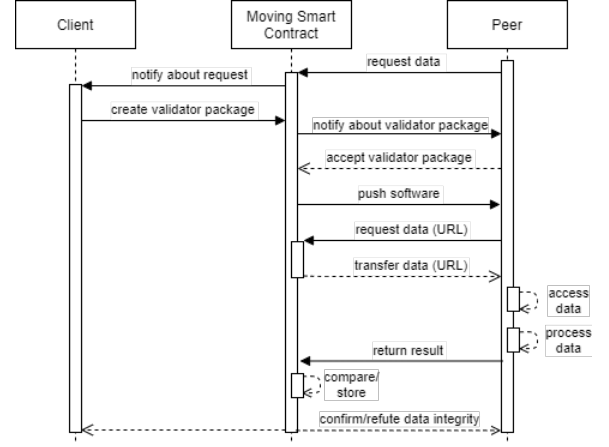


Fig. 4. Step 3b: A peer request to (privately) receive the client's data, only when the peer confirms the client's result, integrity of the data is proven

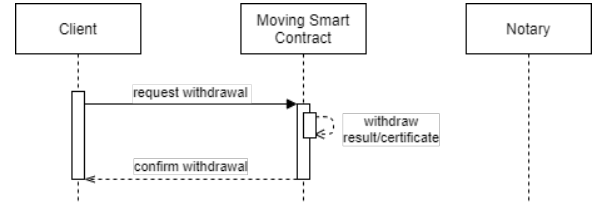


Fig. 5. Step 3c: Client withdraws the result from first step.

patterns such as [31] ensure the integrity of the software, e.g., securing it with a hash stored on the blockchain (cf. [31], Section 4.3).

The software can exist in the form of source code that needs to be compiled first, in the form of byte code or a container. Each form has advantages and disadvantages. On the one hand, source code is lightweight, but it requires an executable environment installed on the systems supposed to run the software. On the other hand, containers are complete in terms of the environment but are bulkier than source code. Additionally, the software must guarantee the same result independent of the used platform, which is more challenging when compiling source code separately on each target.

At last, the software must be (manually) controlled first. Otherwise, it is possible to introduce malicious code to the notary or any party to execute the software.

## IV. IMPLEMENTATION

The goal of the implementation is to prove the feasibility of the presented moving smart contracts. The implementation covers step 1 and 2 from the previous section (see Figure 1 and 2). As discussed, steps 3a and 3b are, to a large extent, similar to step 2. The main difference is that the third party in step 2 is a notary, i.e., an actively selected node of the blockchain network, while it can be any node of the blockchain network in step 3a. In step 3b, the restriction of the third party to be a member of the blockchain network does not apply anymore. Therefore it is safe to assume that the feasibility of implementation of step 1 and 2 implies the feasibility of step 3a and 3b. Due to its minimal extent, the implementation of step 3c is omitted.

### A. Implementation Details

The prototype system consists of three components: the client-side application, the smart contract deployed to Bloxberg (public permissioned blockchain), and the notary side server application. The client-side and notary (server)-side applications are programmed in the Python programming language. The smart contract is written in Vyper—a Python-like programming language for Ethereum smart contract development. Pseudo-code presents relevant parts of the implementation.

1) *Client-Side Implementation*: Clients are actors, e.g., researchers, who use the provided functionalities of the system. To do so, they use the client-side tool—an application running on their local computer. Since running an own node to interact with the blockchain is not feasible for most clients, a trusted third party node can serve as an entry point for blockchain interaction.

The pseudo-code in listing 1 shows the procedure to certify data (cf. Figure 1), in the client-side tool, in an abstract way. The communication with the moving smart contract, i.e., the smart contract deployed on Bloxberg implementing the functionality of the moving smart contract, happens via the `sc_interface`. The user is prompted for the data path (e.g., on her local computer). The tool then requests the software from the smart contract, compiles it (`create_executable_script`), and runs it, passing the data from the inserted path onto the executable. In this example, the selected software calculates the hash value on the passed data, the result is written back onto Bloxberg via the smart contract interface.

**Listing 1** Client certifies data

---

```

1: procedure CERTIFY_DATA(sc_interface)
2:   s ← false
3:   code_id ← "HASH_FUNCTION"
4:   data_path ← user input
5:   code ← sc_interface.request_code(code_id)
6:   program ← create_executable_script(code)
7:   data_hash ← execute(program, data_path)
8:   secret, secret_hash ← generate_secret()
9:   s ← sc_interface.create_certificate(data_hash,
10:    secret_hash, code_id)
11:  return [s, data_hash, secret]
12: end procedure

```

---

To perform the step of data validation via a notary (cf. Figure 2), the clients use the tool for creating the requests in the form of validator packages. Each validator package is organized as an object within the dedicated smart contract. Each contains information regarding who shall using what code to process which data.

Listing 2 shows the procedure to create validator packages. First, the tool prompts the user for all relevant input: IDs of the notary and software to select and a URL pointing to the data. Not shown in the pseudo-code: Users can also use the tool to list possible notaries and software to choose from. The next step involves the selection of the notary node of

interest. In principle, the selected notaries are the only party in the blockchain network to access the clients' data. However, if data and its URL are provided unencrypted, anyone can read the data, as the access to the information on Bloxberg is public. If data should remain private, which typically is the case for this step, users should select to use encryption. First, the data storage requires credentials (`data_pw`) for data transfer/decryption. Second, either the credentials or additionally the provided URL need to be encrypted. If the data is to be shared with a node of the blockchain network (which is part of the definition of a notary), the tool uses that node's public key for encryption, which is available through the blockchain network, accessed via the smart contract interface.

**Listing 2** Client initiates data validation by notary

---

```

1: procedure INITIATE_DATA_VALIDATION(sc_interface,
2:   data_hash, secret)
3:   vp ← false
4:   notary_id ← user input
5:   software_id ← user input
6:   data_url ← user input
7:   data_pw ← user input
8:   encrypted ← user input
9:   if encrypted = true then
10:    pub_key ← sc_interface.get_pkey(notary_id)
11:    data_url ← encrypt(data_url, pub_key)
12:    data_pw ← encrypt(data_pw, pub_key)
13:  end if
14:  vp ← sc_interface.create_vp(data_hash,
15:    notary_id, data_url, data_pw, encrypted)
16:  return vp
17: end procedure

```

---

After the tool has collected all information, the validator package is created via the smart contract interface. The process continues on the notary.

2) *Notary-Side Implementation*: A notary is a supervisory node and, in this case, part of the Bloxberg network, i.e., a public or private research institute, university, or organization. A node needs to run the program shown in Listing 3 to become a possible notary and register to the moving smart contract (that functionality is available but omitted in this paper to focus on the primary functionality).

Notaries continuously stay in listening mode. A notary triggers when a client publishes a validator package on the blockchain directed to the notary itself. The triggered notary extracts information from the validator package lying on the blockchain. On acceptance, the moving smart contract transfers the software to the notary. If the client encrypted data access, the notary uses its private key to decrypt the information. The notary retrieves the data from the URL in the validator package and processes it with the software it received from the moving smart contract. After execution, the notary sends the validator package alongside its result back to the moving smart contract; the notary cleared the validation package.

3) *Moving Smart Contract Implementation*: This subsection describes the implementation of the moving smart con-

**Listing 3** Receive and process validator package

```

1: procedure VALIDATE_DATA(sc_interface, notary_id)
2:   KEY ← self.PRIVATE_KEY
3:   while true do
4:     vp ← sc_interface.get_vp(notary_id)
5:     data_hash ← vp["data_hash"]
6:     data_url ← vp["data_url"]
7:     data_pw ← vp["data_pw"]
8:     if vp["encrypted"] = true then
9:       data_url ← decrypt(data_url, KEY)
10:      data_pw ← decrypt(data_pw, KEY)
11:    end if
12:    code ← sc_interface.accept(vp)
13:    program ← create_executable_script(code)
14:    data ← retrieve_data(data_url, data_pw)
15:    n_hash ← execute(program, data)
16:    sc_interface.send_notary_result(
17:      vp, n_hash)
18:  end while
19: end procedure

```

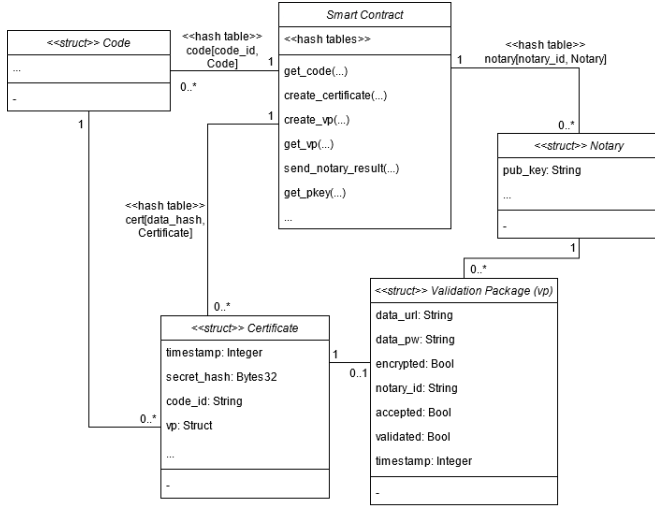


Fig. 6. Architecture of the smart contract

tract, which is deployed on the Bloxberg blockchain. The moving smart contract is the main communication medium for clients and notaries; it brings together the previous two subsections. It also keeps track of the available software, the available notary nodes, created and published results, and the publication of validator packages. In the context of the underlying use case, the software represents solely hashing algorithms written in Python. The prototype includes the algorithms of SHA-2 (SHA-256) and SHA-3 (Keccak). Consequently, the execution of the code results in hashes that can be interpreted as certificates and prove the existence of the research data. These are the results stored on Bloxberg.

The moving smart contract defines a couple of structures (structs), depicted in Figure 6.

Both notary nodes and software are organized as objects and stored within callable and extendable registers (hash tables). Since the content lies on the blockchain, an append-only data

structure, the content added to the hash tables cannot be altered afterward. It applies to the stored software as well. Therefore, and because it will be executed on blockchain nodes, the software must be peer-reviewed and able to execute or compile. Additionally, large software should be stored off-chain, secured with an on-chain hash-value for verification. The implemented hashing algorithms used in the example are small enough to be stored on-chain. They can be retrieved via the `get_code` procedure. This procedure returns the elements of the code hash table stored under the given name.

The moving smart contract adds new execution results, in this case certificates, in the `cert` hash table. This procedure is shown in Listing 4. The proposed implementation takes advantage of a requirement from the use case: The result is always a hash value of the research data that is unique and can be used as a key for the hash table. Other use cases would require the creation of a separate hash key. The first step is to assert the novelty of the result to add. If this assertion fails, the research data has already been certified before; another certification is not allowed. Otherwise, the certification is added alongside a timestamp and a hashed secret. The hashed secret is an additional way to prove ownership: only the client originally requesting certification knows the secret. To initiate further steps in the process of certification (depicted in Figure 2 to 5), a client would need to reveal this secret to the moving smart contract. This prevents third parties from initiation of further steps.

**Listing 4** Certify data (smart contract functionality)

```

1: procedure SEND_DATA_HASH(data_hash, code_id,
2:   secret)
3:   # Abort execution if data is already certified
4:   assert self.new_entry(data_hash)
5:   # Create certificate on-chain
6:   self.cert[data_hash].timestamp ← self.time()
7:   self.cert[data_hash].secret_hash ← secret
8:   self.cert[data_hash].code_id ← code_id
9:   return true
10: end procedure

```

Listing 5 is the counterpart to the client's validation request Listing 2. It starts with two assertions to ensure that the data to validate exists and the initiation request includes the correct secret. Since the secret is now revealed, it is replaced with another secret to authenticate future access to that certificate. If everything is correct, the moving smart contract creates a validator package based on the received parameters and places the validator package so that the notary can find it.

On acceptance, the notary calls the smart contract procedure `accept_vp` in Listing 6. First, the moving smart contract makes sure that the caller is the notary specified in the validator package. It would also reveal if the certificate were non-existent or no validator package had been created. Afterward, it returns the code specified in the validator package.

Finally, after the client created a certificate and further a validator package directed toward a notary, and after the notary executed that validator package, the moving smart contract has to evaluate the validation. The notary calls the smart contract

**Listing 5** Request validation (smart contract functionality)

---

```

1: procedure REQUEST_VALIDATION(
2:   notary_id, data_hash, data_url, data_pw,
3:   encrypted, secret, new_secret_hash)
4:   # Abort execution if data is not certified
5:   assert self.is_certified(data_hash)
6:   self.cert[data_hash].used_code ← used_code
7:   # Abort execution if wrong secret is provided
8:   assert check_secret(data_hash, secret)
9:   # Renew secret hash
10:  self.cert[data_hash].secret_hash ← new_secret_hash
11:  # Creating validation package
12:  vp ← newvalidation_package(data_hash,
13:    notary_id, data_url, data_pw, encrypted)
14:  # Make validation package available for notary
15:  self.place_vp(notary_id, data_hash, vp)
16:  return true
17: end procedure

```

---

**Listing 6** Accept validation package (smart contract functionality)

---

```

1: procedure ACCEPT_VP(data_hash)
2:   sender ← self.read_sender_address()
3:   # Abort execution if sender is not the requested...
4:   # ... notary or certificate does not exist
5:   assert is_requested_notary(data_hash, sender)
6:   self.cert[data_hash].vp.accepted ← true
7:   code_id ← self.cert[data_hash].used_code
8:   code ← self.get_code(code_id)
9:   return code
10: end procedure

```

---

procedure shown in Listing 7. Again, this procedure starts with an assertion to assure that the call from the notary is correct and permitted. The moving smart contract now compares the new result (i.e., hash) from the notary with the stored (i.e., calculated by the client) result in the certificate. On a match, the validator package of that certificate is tagged as validated, and a timestamp is added.

**Listing 7** Validate data (smart contract functionality)

---

```

1: procedure SEND_NOTARY_RESULT(data_hash, n_result)
2:   sender ← self.read_sender_address()
3:   # Abort execution if sender is not the requested...
4:   # ... notary or certificate does not exist
5:   assert is_requested_notary(data_hash, sender)
6:   # Check if results (hashes) match
7:   match ← (data_hash = n_result)
8:   if match then
9:     self.cert[data_hash].vp.validated ← true
10:    self.cert[data_hash].vp.timestamp ← self.time()
11:   end if
12:   return match
13: end procedure

```

---

**B. Implementation Results**

To test the concept, the presented implementation needs to be deployed on a running system. Therefore, the developed moving smart contract is deployed on the Bloxberg blockchain, while the client-side code can be run on any personal computer. The server-side tool has to be deployed on a Bloxberg node. For this, the node hosted by the RTC Digital Business Processes at the University of Applied Sciences Hamburg was available. This section summarizes the results that could be observed during implementation and test runs.

The test run was successful, as the client used the software stored in the moving smart contract and added a hash of arbitrary data to Bloxberg. The client could also invoke validation of the hash by the notary via the moving smart contract. Finally, the comparison performed by the moving smart contract reported a match.

Since data privacy is a concern in this project, it was necessary to use encryption in order to prevent access to the data via the information posted on the blockchain. The availability of public keys of the blockchain nodes is suitable here.

The ability to deploy and call smart contracts is a necessity to implement the presented concept. On Bloxberg, everyone can access the (public) blockchain, add and call new smart contracts via an open accessible node (hosted by the Max Planck Digital Library). Also, the internal Bloxberg cryptocurrency “Berg”, needed for transaction fees, is available via a faucet at no cost. In the presented case, it turned out to be an advantage to let clients use the open accessible node instead of their notary to interact with the moving smart contract. Otherwise, a malicious notary could misuse its power of being both, a notary and access provider at the same time.

The test runs also revealed certain limitations of the concept. Foremost, the process of creating executable scripts based on source code stored on the blockchain turned out to be error-prone. Since the source code is handled as a string, little errors such as missing line breaks can cause syntax violations and, finally, compilation errors. This would be hard to control in a productive system. Also, the execution environment, including the interpreter and available libraries, needs to offer all necessities to make the scripts properly executable. The source code must also be written following defined rules in order to make the resulting scripts operable by the client/notary tool. This includes rules defining the parameters for function calls as well as return values.

Furthermore, the current state of the implementation lacks processes to add new notary nodes or software/source code. Trustable notaries and reviewed software build the foundation of the presented concept. Therefore, further implementations need to include sophisticated governance concepts, controlling the availability of both. Such concepts can be part of future research works.

**V. EVALUATION AND DISCUSSION**

In the system described in this paper, there are four elements: (1) parties (entities that can request and execute software and retrieve and input data to that software), (2)



software, (3) data, and calculation (4) results. The calculation result depends on the used software and data. The scenario of research data certification defines the software so that it delivers the same result for the same input data, but it should deliver a different result if the input data differs. This definition describes a robust hash function.

The central goal of moving smart contract is to distribute the software to the parties (clients, notaries, and peers) to make sure that every party can handle given data in the same way. Combined, this implies that parties receiving their software via the moving smart contract deliver the same result when processing the same input data. The implementation results have confirmed this behavior.

There are two possibilities for deviating outcomes when two parties are processing data with software provided by the moving smart contract: (1) the two parties used different software, or (2) the two parties used different input data. Since the presented implementation does not control execution, if the used software is the same as the one transferred, they can cheat. However, a client has little incentive to cheat. If she decides to do so, her results will probably never be validated. So while having the possibility to introduce a manipulated state into the system, it will not be possible to validate the result by a notary, i.e. the added state will eventually become useless. Consequently, the only reason to add such information to the blockchain would be to block a notary. Therefore, in the future, one needs to take measures to avoid such behavior.

The concept, even more, limits the incentive for notaries to cheat. In principle, they can report any result back to the moving smart contract. They can validate a result without checking it; in this case, at the latest, after complete publication (i.e., disclosure of the processed data by the client), any party will be able to (in-) validate the result, thereby proving the notary's misbehavior. They can also choose to invalidate a result on purpose. In this case, the client could choose to publish her data or let another notary validate her result. Even this could be proof of notary misbehavior. For notaries, proven misconduct can have a severe effect. This paper suggests moving smart contracts, especially for consortium blockchains. Misbehavior could lead to a ban from the consortium. For research institutions, as in the case of the Bloxberg blockchain, such a ban could result in a very negative impact on the institution's reputation.

Similarly, parties could cheat regarding the used data. The results would be similar. However, a client could deliberately share incorrect data with a notary and the correct data with another notary to collect proof for the misbehavior of a particular notary. There are possible solutions to this problem (e.g., parties could be required to do a handshake on data). Additionally, one could argue that there is no motivation for a notary to fail a validation; therefore, such cases should be irrelevant for judging a notary. Finally, this paper aims to present a concept that introduces a trusted state onto the blockchain based on off-chain data. If a client decides to misuse the system to undermine the credibility of a notary, it first undermines the credibility of her data.

The discussion above does not include errors resulting from accidents. Data could get corrupted during transportation, a

client could advertise the wrong software, or a client could forget about the secret she stored together with her result (see implementation details). Discussing such problems will remain part of future research and development and is out of the scope of the present work.

## VI. CONCLUSIONS

This paper presented and evaluated the concept of moving smart contracts. The basic idea behind this concept is to deploy a smart contract that administers software available via a blockchain. When a new state on the blockchain is based on off-chain data, involved parties can always rely on the moving smart contract to provide the same software (guaranteed by its availability on the blockchain) to process that data. In this way, the initial processing of the off-chain data can be repeated and validated by other parties that gain access to the original data—the introduced state on the blockchain gains trust. Furthermore, the notary is introduced. A notary is a node of the blockchain network selected by the client, introducing the off-chain data. The concept of the moving smart contracts allows the notary to validate the client's data processing result and, as such, the state introduced on the blockchain.

Research data certification proved to be a good use case to evaluate the concept. In this, research data is hashed and the hash is stored on the blockchain to prove data provenance later on. Every party (re-)producing the hash must use precisely the same algorithm to create the hash value. If every party uses the same piece of software, this is guaranteed. Additionally, data privacy can be a concern early on in the research publication process. This paper presented the implementation of research data certification using moving smart contracts. The moving smart contract administered software for hashing and spread this to the client and notary in the implementation. The parties successfully performed certification and validation.

While there is undoubtedly future research and development work left (e.g. the processes to add and review new software and notaries need to be developed, the way to store and execute the software needs to be more robust) the present implementation convinced that the concept of moving smart contracts is feasible and adds a new way to introduce trusted states based on off-chain data onto the blockchain.

## ACKNOWLEDGMENT

The work was funded by the German Federal Ministry of Education and Research (BMBF) under the grant marks 16QK03A and 16QK03C. The responsibility for the content of this publication lies with the authors.

## REFERENCES

- [1] X. Xu, I. Weber, M. Staples, L. Zhu, J. Bosch, L. Bass, C. Pautasso, and P. Rimba, "A taxonomy of blockchain-based systems for architecture design," in *IEEE International Conference on Software Architecture (ICSA)*. IEEE, 2017, pp. 243–252.
- [2] J. Bernal Bernabe, J. L. Canovas, J. L. Hernandez-Ramos, R. Torres Moreno, and A. Skarmeta, "Privacy-preserving solutions for blockchain: Review and challenges," *IEEE Access*, vol. 7, pp. 164 908–164 940, 2019.
- [3] Linux Foundation, "Hyperledger fabric whitepaper." [Online]. Available: [https://www.hyperledger.org/wp-content/uploads/2020/03/hyperledger\\_fabric\\_whitepaper.pdf](https://www.hyperledger.org/wp-content/uploads/2020/03/hyperledger_fabric_whitepaper.pdf)

- [4] S. Kulhari, *Building-blocks of a data protection revolution: The uneasy case for blockchain technology to secure privacy and identity*, 1st ed., ser. Munich Intellectual Property Law Center - MIPLC Studies. Baden-Baden: Nomos, 2018, vol. Band 35. [Online]. Available: <https://www.nomos-elibrary.de/10.5771/9783845294025/building-blocks-of-a-data-protection-revolution>
- [5] International Organization for Standardization, "Blockchain and distributed ledger technologies — vocabulary."
- [6] S. Tschirner, M. Röper, K. Zeuch, M. M. Becker, L. Scholten, and V. Skwarek, "Fostering open data using blockchain technology," 2021.
- [7] A. One, "Smashing The Stack For Fun And Profit," p. 25, 1996. [Online]. Available: [https://inst.eecs.berkeley.edu/~cs161/fa08/papers/stack\\_{\\_}smashing.pdf](https://inst.eecs.berkeley.edu/~cs161/fa08/papers/stack_{_}smashing.pdf)
- [8] J. C. Foster, V. Osipov, N. Bhalla, N. Heinen, and D. Aitel, *Buffer Overflow Attacks*. Elsevier Inc., 2005.
- [9] Satoshi Nakamoto, "Bitcoin - open source p2p money," 15-05-2021. [Online]. Available: <https://bitcoin.org/en/>
- [10] "Ethereum whitepaper | ethereum.org," 21-05-2021. [Online]. Available: <https://ethereum.org/en/whitepaper/>
- [11] B. L. Miguel Castro, "Practical byzantine fault tolerance," *OSDI '99: Proceedings of the third symposium on Operating systems design and implementation*, pp. 173–186, 1999. [Online]. Available: <https://dl.acm.org/doi/10.5555/296806.296824>
- [12] Nick Szabo, "Smart contracts: Building blocks for digital markets," 23-01-2006. [Online]. Available: [https://www.fon.hum.uva.nl/rob/Courses/InformationInSpeech/CDROM/Literature/LOTwinterschool2006/szabo.best.vwh.net/smart\\_contracts\\_2.html](https://www.fon.hum.uva.nl/rob/Courses/InformationInSpeech/CDROM/Literature/LOTwinterschool2006/szabo.best.vwh.net/smart_contracts_2.html)
- [13] X. Liu, R. Chen, Y. Chen, and S. Yuan, "Off-chain data fetching architecture for ethereum smart contract," in *2018 International Conference on Cloud Computing, Big Data and Blockchain (ICCB)*, 2018, pp. 1–4.
- [14] D. Mingxiao, M. Xiaofeng, Z. Zhe, W. Xiangwei, and C. Qijun, "A review on consensus algorithm of blockchain," in *2017 IEEE International Conference on Systems, Man, and Cybernetics (SMC)*, 2017, pp. 2567–2572.
- [15] Z. Zheng, S. Xie, H. Dai, X. Chen, and H. Wang, "An overview of blockchain technology: Architecture, consensus, and future trends," in *2017 IEEE International Congress on Big Data (BigData Congress)*, 2017, pp. 557–564.
- [16] Sin Kuang Lo, Xiwei Xu, Mark Staples, Lina Yao, "Reliability analysis for blockchain oracles."
- [17] Xiwei Xu and others, "The blockchain as a software connector," 2016. [Online]. Available: <https://ieeexplore.ieee.org/abstract/document/7516828>
- [18] F. Zhang, E. Cecchetti, K. Croman, A. Juels, and E. Shi, "Town crier: An authenticated data feed for smart contracts," in *Proceedings of the 2016 ACM SIGSAC Conference on Computer and Communications Security*, ser. CCS '16. New York, NY, USA: Association for Computing Machinery, 2016, p. 270–282. [Online]. Available: <https://doi.org/10.1145/2976749.2978326>
- [19] R. G. Brown, J. Carlyle, I. Grigg, and M. Hearn, *Corda: An Introduction*. Unpublished, 2016. [Online]. Available: [https://www.researchgate.net/profile/ian\\_grigg/publication/308636477\\_corda\\_an\\_introduction](https://www.researchgate.net/profile/ian_grigg/publication/308636477_corda_an_introduction)
- [20] J. Peterson, J. Krug, M. Zoltu, A. K. Williams, and S. Alexander, "Augur: a decentralized oracle and prediction market platform," *arXiv: Cryptography and Security*, 2015.
- [21] S. K. Lo, X. Xu, M. Staples, and L. Yao, "Reliability analysis for blockchain oracles," *Computers & Electrical Engineering*, vol. 83, p. 106582, 2020.
- [22] Y. Wang, H. Liu, J. Wang, and S. Wang, "Efficient data interaction of blockchain smart contract with oracle mechanism," in *2020 IEEE 9th Joint International Information Technology and Artificial Intelligence Conference (ITAIC)*, vol. 9. IEEE, 2020, pp. 1000–1003.
- [23] H. Al-Breiki, M. H. U. Rehman, K. Salah, and D. Svetinovic, "Trustworthy blockchain oracles: Review, comparison, and open research challenges," *IEEE Access*, vol. 8, pp. 85 675–85 685, 2020.
- [24] S. T. Jacob Eberhardt, "On or off the blockchain? insights on off-chaining computation and data," pp. 3–15, 2017. [Online]. Available: [https://link.springer.com/chapter/10.1007/978-3-319-67262-5\\_1](https://link.springer.com/chapter/10.1007/978-3-319-67262-5_1)
- [25] J. Benet, "Ipfes - content addressed, versioned, p2p file system," 2014. [Online]. Available: <https://arxiv.org/pdf/1407.3561>
- [26] K. Ito and M. O'Dair, "A critical examination of the application of blockchain technology to intellectual property management," in *Business transformation through blockchain*, H. Treiblmaier and R. Beck, Eds. [Cham, Switzerland]: Palgrave Macmillan, 2019, pp. 317–335.
- [27] NN, "Secure decentralized cloud computing with privacy controls," European Patent Request EP 3 793 130 A1, 2021. [Online]. Available: <https://data.epo.org/publication-server/pdf-document?pn=3793130&ki=A1&cc=EP&pd=20210317>
- [28] L. Paulet, F. Hoppe, D. Loffhagen, H. Sack, V. Skwarek, T. Tietz, S. Tschirner, and M. M. Becker, *Open Science for Plasma Technology*. Zenodo, Feb. 2020, The German Federal Ministry of Education and Research (BMBF) funded this work under grant marks 16QK03A, 16QK03B, and 16QK03C. [Online]. Available: <https://doi.org/10.5281/zenodo.3758137>
- [29] Simon Tschirner, Mathias Roeper, Katharina Zeuch, Markus M. Becker, Laura Vilardell Scholten, and Volker Skwarek, *Fostering Open Data Using Blockchain Technology*. SpringerLink, 2021.
- [30] F. Kleinfurber, S. Vengadasalam, and J. Lawton, "bloxberg: The trusted research infrastructure: Whitepaper." [Online]. Available: [https://bloxberg.org/wp-content/uploads/2020/02/bloxberg\\_whitepaper\\_1.1.pdf](https://bloxberg.org/wp-content/uploads/2020/02/bloxberg_whitepaper_1.1.pdf)
- [31] J. Eberhardt and S. Tai, "On or off the blockchain? insights on off-chaining computation and data," in *Service-Oriented and Cloud Computing*, ser. Lecture Notes in Computer Science, F. de Paoli, S. Schulte, and E. Broch Johnsen, Eds. Cham: Springer International Publishing, 2017, vol. 10465, pp. 3–15.