

# Interpretable sensitivity analysis for the Baron–Kenny approach to mediation with unmeasured confounding

Mingrui Zhang and Peng Ding \*

## Abstract

Mediation analysis assesses the extent to which the treatment affects the outcome indirectly through a mediator and the extent to which it operates directly through other pathways. As the most popular method in empirical mediation analysis, the Baron–Kenny approach estimates the indirect and direct effects of the treatment on the outcome based on linear structural equation models. However, when the treatment and the mediator are not randomized, the estimates may be biased due to unmeasured confounding among the treatment, mediator, and outcome. Building on Cinelli and Hazlett (2020a), we propose a sharp and interpretable sensitivity analysis method for the Baron–Kenny approach to mediation in the presence of unmeasured confounding. We first modify their omitted-variable bias formula to facilitate the discussion with heteroskedasticity and model misspecification. We then apply the result to develop a sensitivity analysis method for the Baron–Kenny approach. To ensure interpretability, we express the sensitivity parameters in terms of the partial  $R^2$ 's that correspond to the natural factorization of the joint distribution of the direct acyclic graph for mediation analysis. They measure the proportions of variability explained by unmeasured confounding given the observed variables. Moreover, we extend the method to deal with multiple mediators, based on a novel matrix version of the partial  $R^2$  and a general form of the omitted-variable bias formula. Importantly, we prove that all our sensitivity bounds are attainable and thus sharp.

**Keywords:** causal inference; Cochran's formula; direct effect; indirect effect; omitted-variable bias; R-value.

---

\*Mingrui Zhang, Division of Biostatistics, University of California, Berkeley, CA 94720 (E-mail: mingrui\_zhang@berkeley.edu). Peng Ding, Department of Statistics, University of California, Berkeley, CA 94720 (E-mail: pengdingpku@berkeley.edu). Ding was partially funded by the U.S. National Science Foundation (grant # 1945136).

# 1. Introduction

Researchers are often interested in the causal mechanism from an exposure to an outcome. Mediation analysis is a tool for quantifying the extent to which the exposure acts on the outcome indirectly through a mediator and the extent to which the exposure acts on the outcome directly through other pathways. That is, it estimates the indirect and direct effects of the exposure on the outcome. The Baron–Kenny approach to mediation (Baron and Kenny 1986) is the most popular method for empirical mediation analysis, with the most recent google scholar citations 111,748 when we are preparing for this manuscript. It decomposes the total effect of the exposure on the outcome based on linear structural equation models. With non-randomized exposure or mediator, however, unmeasured confounding can bias the estimates of the indirect and direct effects. A central question is then to assess the sensitivity of the estimates with respect to unmeasured confounding. This is called *sensitivity analysis* or *bias analysis* in causal inference (e.g., Cornfield et al. 1959; Rosenbaum and Rubin 1983; Lin et al. 1998; Imbens 2003; Rothman et al. 2008; Ding and VanderWeele 2016).

Sensitivity analysis for mediation analysis has been an important research topic in recent years. Tchetgen and Shpitser (2012) and Ding and Vanderweele (2016) proposed sensitivity analysis methods based on the counterfactual formulation of mediation analysis. They focused on nonlinear structural equation models. VanderWeele (2010) proposed a general formula for sensitivity analysis which can be used for the Baron–Kenny approach. However, it can be hard to interpret the sensitivity parameters due to the unknown scale of the unmeasured confounding. Imai et al. (2010) proposed a sensitivity analysis method for mediation analysis based on linear structural equation models. However, they did not discuss the most general form of the Baron–Kenny approach; see Sections 2 and 3 for more technical details.

It is still an open question to develop a sensitivity analysis method for the Baron–Kenny approach. It is perhaps a little surprising since the Baron–Kenny approach is the simplest and most popular method for mediation analysis. A main challenge in sensitivity analysis is to find parsimonious and interpretable sensitivity parameters that can quantify the strength of the unmeasured confounding with respect to the exposure, mediator and outcome. We fill this gap by leveraging a recent result from Cinelli and Hazlett (2020a), which has ancestors Frank (2000) and Hosman et al. (2010). The key idea is to use the partial  $R^2$ 's as sensitivity parameters which measure the proportions of variability explained by unmeasured confounding conditional on the observed variables. The sensitivity parameters are interpretable and bounded between 0 and 1.

We first modify Cinelli and Hazlett (2020a)'s omitted-variable bias formula. Their original formula for the sample least squares and assumes homoskedasticity of the error terms. In contrast, we focus on the population version and allow for heteroskedasticity and more generally, model misspecification. The modified formula serves as the basis for the main results in our paper.

We then apply the generalized result to develop a sensitivity analysis method for the Baron–Kenny approach. The main challenge is that a direct application of the omitted-variable bias

formula requires to specify the sensitivity parameters based on partial  $R^2$  not corresponding to the natural factorization of the directed acyclic graph for mediation analysis. This was also a challenge encountered by VanderWeele (2010) and Ding and Vanderweele (2016). They did not provide any solutions. We can solve the problem thanks to the properties of the partial  $R^2$  parametrization.

We finally extend our sensitivity analysis method to allow for multiple mediators (VanderWeele and Vansteelandt 2013; Daniel et al. 2015; Steen et al. 2017). Without specifying of ordering of the mediators on the directed acyclic graph, the traditional partial  $R^2$  measure no longer suffices to express the bias due to unmeasured confounding. To overcome this difficulty, we propose a general matrix form of the partial  $R^2$  measure and derive a novel omitted-variable bias formula with vector responses and regressors. Based on these extensions, we propose a sensitivity analysis method for the Baron–Kenny approach with vector mediators.

We assume that all random vectors are column vectors and the coefficients are vectors or matrices with suitable dimensions. Let  $\|\cdot\|_2$  denote the Euclidean norm of a vector, and  $\dim(\cdot)$  denote the dimension of a vector. Let  $I$  denote the identity matrix with suitable dimensions. We use  $B_d$  to denote the  $d$ -dimensional open unit ball, i.e.  $B_d = \{x \in \mathbb{R}^d : \|x\|_2 < 1\}$ . Let  $\mathbb{S}_n^+$  be the set of  $n \times n$  positive semidefinite matrices, and  $\lambda_{\max}(\cdot)$  be the maximum eigenvalue of a matrix. Let  $\text{corr}(\cdot)$  denote the correlation coefficient. We use the following notation for least squares.

**Definition 1** (population and sample least squares). *The following notation for least squares does not assume the linear model is correct.*

(i) *For scalar  $y$  and vector  $x$ , the population least-squares regression of  $y$  on  $x$  is  $y = \beta^\top x + y_{\perp x}$ , where  $\beta = \arg \min_b E\{(y - b^\top x)^2\}$ , and  $y_{\perp x}$  denotes the population residual. If  $y$  is a vector, then  $\beta$  is a matrix that minimizes  $E\{\|y - b^\top x\|_2^2\}$ .*

(ii) *For vectors or matrices  $Y$  and  $X$ , the sample least-squares regression of  $Y$  on  $X$  is  $Y = X\hat{\beta} + Y_{\perp X}$ , where  $\hat{\beta} = \arg \min_b \|Y - Xb\|_2^2$ , and  $Y_{\perp X}$  denotes the sample residual. If  $Y$  is a matrix, then  $\hat{\beta}$  is a matrix with each column corresponding to the sample-least coefficient of the corresponding column of  $Y$  on  $X$ .*

For least squares, we use lowercase letters to denote random variables, uppercase letters to denote the observed vectors or matrices that are independently sampled from the corresponding random variables, and greek letters to denote the coefficients in regression models.

## 2. Regression, omitted-variable bias, and $R^2$

### 2.1. Review of $R^2$ and its basic properties

We first review the definition and basic properties of the population  $R^2$  and partial  $R^2$ . They are useful for re-stating the omitted-variable bias formula in an interpretable form.

**Definition 2.** *For scalar  $y$  and vector  $x$  and  $z$ , define the  $R^2$  of  $y$  on  $x$  as  $R_{y \sim x}^2 = 1 - \text{var}(y_{\perp x})/\text{var}(y)$  if  $\text{var}(y) \neq 0$ , and the partial  $R^2$  of  $y$  on  $z$  given  $x$  as  $R_{y \sim z|x}^2 = 1 - \text{var}(y_{\perp x, z})/\text{var}(y_{\perp x})$  if  $\text{var}(y_{\perp x}) \neq 0$ .*

From Definition 2,  $R^2_{y \sim z|x}$  is the proportion of variance of  $y$  explained by  $z$ , after controlling  $x$ . Lemma 1 below is a central property of  $R^2$ .

**Lemma 1.** *For scalar  $y$  and vectors  $z, x, w$ , we have  $R^2_{y \sim z|w, x} = R^2_{y_{\perp w} \sim z_{\perp w}|x_{\perp w}}$  if  $\text{var}(y_{\perp x, w}) \neq 0$ . When  $w = x$ , it reduces to  $R^2_{y \sim z|x} = R^2_{y_{\perp x} \sim z_{\perp x}}$ ; when  $w = 1$ , it reduces to  $R^2_{y \sim z|1, x} = R^2_{y' \sim z'|x'}$ , where  $y' = y - E(y)$ ,  $x' = x - E(x)$ , and  $z' = z - E(z)$  are the centered  $y, x$  and  $z$ , respectively.*

In most cases, we are interested in  $R^2_{y \sim z|x}$  with  $x$  including the constant 1. By Lemma 1, we can always transform an  $R^2$  to the corresponding  $R^2$  with centered random variables. Lemma 2 below provides explicit formulas for  $R^2$  with centered random variables.

**Lemma 2.** *For centered vectors  $y$  and  $x$  with mean zero, we have  $y_{\perp x} = y - \text{cov}(y, x)\text{cov}(x)^{-1}x$  if  $\text{cov}(x)$  is invertible. Further assume  $y$  is a scalar. We have*

$$R^2_{y \sim x} = \frac{\text{cov}(y, x)\text{cov}(x)^{-1}\text{cov}(x, y)}{\text{var}(y)}$$

*if  $y \neq 0$ . Further assume  $x$  is a scalar. We have  $R^2_{y \sim x} = \text{corr}(y, x)^2 = R^2_{x \sim y}$ .*

By Lemma 2,  $R^2_{y \sim x}$  also measures the correlation of  $y$  and  $x$ . For the cases when  $x$  does not include the constant 1, the corresponding  $R^2$  is no longer with centered random variables. In those case, we can derive similar formulas by replacing the variances and covariances with suitable second moments in Lemma 2, and we omit the formulas.

## 2.2. Omitted-variable bias formula with the $R^2$ parameterization

Let  $y$  denote the outcome,  $a$  the treatment,  $c$  the observed covariates including the constant, and  $u$  the unobserved confounder. Assume  $y, a, u$  are scalars, and  $c$  can be a vector. Consider the long and short population least-squares regressions with and without  $u$ :

$$\begin{aligned} y &= \gamma_1 a + \gamma_2^T c + \gamma_3 u + y_{\perp a, c, u}, \\ y &= \tilde{\gamma}_1 a + \tilde{\gamma}_2^T c + y_{\perp a, c}. \end{aligned} \tag{1}$$

The difference between the coefficients of  $a$  in the long and short regressions equals

$$\tilde{\gamma}_1 - \gamma_1 = \gamma_3 \rho_1, \tag{2}$$

where  $\rho_1$  is the coefficient of  $a$  in the population least-squares regression of  $u$  on  $(a, c)$ . The result in (2) is called Cochran's formula in statistics (Cochran 1938; Cox 2007) and the omitted-variable bias formula in econometrics (Angrist and Pischke 2008). It has a simple form and is potentially useful for sensitivity analysis with respect to unmeasured confounding. VanderWeele (2010) derived a similar formula without the linear forms in (1). However, it may be difficult to interpret the regression coefficients  $\gamma_3$  and  $\rho_1$  because  $u$  is unobserved with unknown scale.

Cinelli and Hazlett (2020a) proposed a novel partial  $R^2$  parametrization of (2). However, their original statement is based on the sample least squares, which can be restrictive. First, they focused on the classical standard errors under homoskedasticity. Robust standard errors, also known as the sandwich standard errors, are commonly used in practice. With their formula, however, it is nontrivial to handle robust standard errors that allow for heteroskedasticity and model misspecification. Second, their sensitivity parameters are sample  $R^2$ 's that depend on values of the unobserved confounders. Their method differs from most standard sensitivity analysis methods in causal inference, which use sensitivity parameters at the population level. In Cinelli and Hazlett (2020a)'s method, the sample-level  $R^2$ 's differ from their population analogs in finite samples. To overcome these restrictions, we modify their formula in the population version and use the population partial  $R^2$ 's as the sensitivity parameters, which is important for our later development for mediation analysis. Recently, Chernozhukov et al. (2021) also considered population-level omitted-variable bias formula in partially linear models. Theorem 1 below represents  $\gamma_1$  using unobservable population partial  $R^2$ 's and sign of the bias, and observable random variables.

**Theorem 1.** (i) Based on (1), assume the covariance matrix of  $(y_{\perp c}, a_{\perp c}, u_{\perp c})$  is invertible. We have

$$\gamma_1 = \tilde{\gamma}_1 + S \left( \frac{R_{y \sim u|a,c}^2 R_{a \sim u|c}^2}{1 - R_{a \sim u|c}^2} \right)^{1/2} \left\{ \frac{\text{var}(y_{\perp a,c})}{\text{var}(a_{\perp c})} \right\}^{1/2}, \quad (3)$$

where  $S = \text{sgn}(\gamma_1 - \tilde{\gamma}_1)$ . (ii) Given observables  $\{y, a, c\}$ , the parameters  $\{R_{y \sim u|a,c}^2, R_{a \sim u|c}^2\}$  can take arbitrary values in  $[0, 1)^2$ , and  $\{R_{y \sim u|a,c}^2, R_{a \sim u|c}^2, S\}$  can take arbitrary values in  $(0, 1)^2 \times \{-1, 1\}$ .

Theorem 1(i) states that the difference between the true coefficient  $\gamma_1$  and the observed coefficient  $\tilde{\gamma}_1$  of  $a$  depends on three types of quantities. First, it depends on the variances of the residuals  $\text{var}(y_{\perp a,c})$  and  $\text{var}(a_{\perp c})$ , which are determined by the moments of the observables. Second, it depends on two partial  $R^2$ 's:  $R_{a \sim u|c}^2$  measures the confounder-treatment partial correlation given observed covariates  $c$ , and  $R_{y \sim u|a,c}^2$  measures the confounder-outcome partial correlations given observed covariates  $c$ . Third, it depends on the sign of the bias  $S = \text{sgn}(\gamma_1 - \tilde{\gamma}_1)$ .

The formula (3) in Theorem 1(i) is more interpretable than (2). Even with unknown scale of  $u$ , the partial  $R^2$ 's are bounded between 0 and 1, and measure the proportions of variability explained by  $u$ . Imbens (2003) and Blackwell (2014) proposed to use partial  $R^2$  type sensitivity parameters for other settings. Cinelli and Hazlett (2020a) first established the partial  $R^2$  parameterization for the omitted-variable bias formula in linear regression.

Theorem 1(ii) shows that (3) is *sharp* in the sense that given the observable random variables, the two  $R^2$  parameters can freely take arbitrary values between 0 and 1. Taking  $S$  into account, however, has some subtleties. In particular, if one of the two  $R^2$  parameters is 0, the sign must be 0. These are uninteresting edge cases for Theorem 1.

In practice, the  $R^2$ 's and the sign of the bias are not observable and needs to be specified as sensitivity parameters. For fixed  $R_{y \sim u|a,c}^2$ ,  $R_{a \sim u|c}^2$  and  $S$ , Theorem 1 motivates the following

moment estimator

$$\hat{\gamma}_1 = \hat{\gamma}_1^{\text{obs}} + S \left( \frac{R_{y \sim u|a,c}^2 R_{a \sim u|c}^2}{1 - R_{a \sim u|c}^2} \right)^{1/2} \frac{\|Y_{\perp A,C}\|_2}{\|A_{\perp C}\|_2} \quad (4)$$

for  $\gamma_1$ , where  $\hat{\gamma}_1^{\text{obs}}$  is the coefficient of  $A$  of the least-squares fit of  $Y$  on  $(A, C)$ . Given  $R_{y \sim u|a,c}^2$ ,  $R_{a \sim u|c}^2$  and  $S$ , the estimator  $\hat{\gamma}_1$  in (4) is consistent for  $\gamma_1$  and asymptotically normal, and we can use the nonparametric bootstrap for estimate the standard error.

Varying these sensitivity parameters within a plausible region yields a range of estimates, standard errors, and  $t$  statistics. We summarize the sensitivity analysis procedure in Algorithm 1 below.

**Algorithm 1.** *A sensitivity analysis procedure for the coefficient  $\tilde{\gamma}_1$  based on (1), with prespecified sensitivity parameters  $\{R_{y \sim u|a,c}^2, R_{a \sim u|c}^2, S\}$ :*

- (a) compute  $\hat{\gamma}_1$  by (4);
- (b) obtain the standard error  $\hat{\text{se}}(\hat{\gamma}_1)$  by the nonparametric bootstrap;
- (c) return the point estimate  $\hat{\gamma}_1$ , standard error  $\hat{\text{se}}(\hat{\gamma}_1)$ , and  $t$  statistic  $\hat{\gamma}_1/\hat{\text{se}}(\hat{\gamma}_1)$ .

If we specify  $\{R_{y \sim u|a,c}^2, R_{a \sim u|c}^2, S\}$ , then we apply Algorithm 1 directly; if we only specify  $\{R_{y \sim u|a,c}^2, R_{a \sim u|c}^2\}$  without  $S$ , we report the point estimate, standard error, and  $t$  statistic for  $\gamma_1$  under the worst case of the sign  $S$ .

Our sharpness requires that the sensitivity parameters can freely take arbitrary values, and the sensitivity analysis procedure is not conservative under any specification of sensitivity parameters. This stronger definition of sharpness implies that any report of sensitivity analysis results that discussed in Section 5 is attainable.

### 3. Baron–Kenny approach and sensitivity analysis

Now we apply Theorem 1 to develop a sensitivity analysis method for the Baron–Kenny approach. We also apply Cinelli and Hazlett (2020a)’s original formula based on sample least squares but face fundamental challenges for mediation analysis. So we relegate the parallel results to the Supplementary material and comment on the challenges there.

#### 3.1. Review of the Baron–Kenny approach

Without unmeasured confounding, Figure 1(a) illustrates the relationship among the treatment  $a$ , outcome  $y$ , mediator  $m$ , and observed covariates  $c$  that include the constant. We assume  $m$  is a scalar in this section and will extend the result to a vector  $m$  in Section 4. Mediation analysis quantifies the indirect effect of the treatment  $a$  on the outcome  $y$  that acts through the mediator  $m$  and the direct effect that acts independently through other pathways. The Baron–Kenny approach

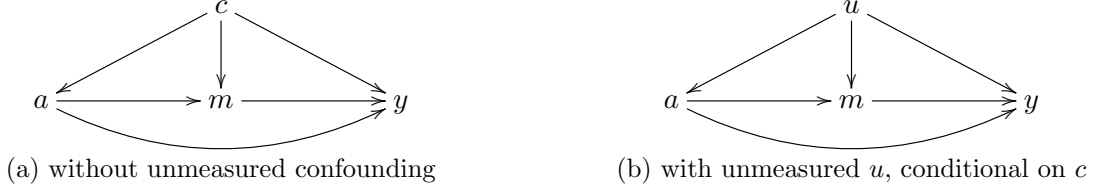


Figure 1: Directed acyclic graphs for mediation analysis.

to mediation runs the following two linear regressions

$$\begin{aligned} m &= \tilde{\beta}_1 a + \tilde{\beta}_2^T c + m_{\perp a, c}, \\ y &= \tilde{\theta}_1 a + \tilde{\theta}_2^T c + \tilde{\theta}_3 m + y_{\perp a, c, m}. \end{aligned} \quad (5)$$

and then interprets  $\tilde{\theta}_1$  as the direct effect and  $\tilde{\beta}_1 \tilde{\theta}_3$  as the indirect effect, respectively. If we further fit the short regression of the outcome on the treatment and covariates without the mediator:

$$y = \tilde{\gamma}_1 a + \tilde{\gamma}_2^T c + y_{\perp a, c},$$

then Cochran’s formula in (2) implies the indirect effect equals  $\tilde{\beta}_1 \tilde{\theta}_3 = \tilde{\gamma}_1 - \tilde{\theta}_1$ . Run least-squares to obtain the estimators of these coefficients, with the “hat” notation and the superscript “obs” signifying the estimates. We can estimate the direct effect by  $\hat{\theta}_1^{\text{obs}}$  and estimate the indirect effect by either  $\hat{\beta}_1^{\text{obs}} \hat{\theta}_3^{\text{obs}}$  or  $\hat{\gamma}_1^{\text{obs}} - \hat{\theta}_1^{\text{obs}}$ . The former is known as the *product method* and the latter is known as the *difference method* for the indirect effect (VanderWeele 2015).

With unmeasured confounding, Figure 1(b) illustrates how the causal relationship is confounded by an unmeasured confounder  $u$ . We consider the long and short population least-squares regressions with  $u$

$$\begin{aligned} m &= \beta_1 a + \beta_2^T c + \beta_3 u + m_{\perp a, c, u}, \\ y &= \theta_1 a + \theta_2^T c + \theta_3 m + \theta_4 u + y_{\perp a, c, m, u}, \end{aligned} \quad (6)$$

and the true direct effect is  $\theta_1$  and the true indirect effect is  $\beta_1 \theta_3$  or  $\gamma_1 - \theta_1$  based on (1) and (6). With  $u$ , the direct effects  $\theta_1$  and  $\tilde{\theta}_1$  are different, so are the indirect effects. To avoid heavy notation, we do not invoke the more involved potential outcomes in the above formulation of mediation analysis; see Robins and Greenland (1992), Pearl (2001) and VanderWeele (2015) for related discussions.

The central goal of this paper is to develop a sensitivity analysis method for both the direct and indirect effects using the partial  $R^2$  parameterization. We focus on the product method in the main paper and relegate the corresponding discussion of the difference method to the Supplementary material.

### 3.2. Sensitivity analysis for the direct effect

We first discuss the direct effect. By Theorem 1, for fixed  $R_{y \sim u|a,m,c}^2$ ,  $R_{a \sim u|m,c}^2$ , and  $S_1 = \text{sgn}(\theta_1 - \tilde{\theta}_1)$ , we may use the following estimator for  $\theta_1$ :

$$\hat{\theta}_1 = \hat{\theta}_1^{\text{obs}} + S_1 \left( \frac{R_{y \sim u|a,m,c}^2 R_{a \sim u|m,c}^2}{1 - R_{a \sim u|m,c}^2} \right)^{1/2} \frac{\|Y_{\perp A,C,M}\|_2}{\|A_{\perp C,M}\|_2}. \quad (7)$$

Unfortunately,  $R_{a \sim u|m,c}^2$  in (7) is not a parameter corresponding to the factorization of the joint distribution based on Figure 1(b). It measures the association between  $a$  and  $u$  conditional on their common descendent  $m$ . VanderWeele (2010) and Ding and Vanderweele (2016) encountered similar difficulties in specifying the sensitivity parameters for mediation based on other approaches. They did not provide any solutions. Fortunately, we can express  $R_{a \sim u|m,c}^2$  based on other natural  $R^2$ 's corresponding to Figure 1(b), as shown in Proposition 1 below.

**Proposition 1.** *Based on (5) and (6), assume  $R_{m \sim u|a,c}^2 \neq 0$  and the covariance matrix of  $(y_{\perp c}, m_{\perp c}, a_{\perp c}, u_{\perp c})$  is invertible. We have*

$$R_{a \sim u|m,c}^2 = 1 - \frac{(1 - R_{a \sim u|c}^2)(1 - R_{m \sim u|a,c}^2)}{1 - (S_2 v_1 + v_2)^2},$$

where

$$\begin{aligned} v_1 &= (R_{a \sim u|c}^2 R_{m \sim a|c}^2)^{1/2}, \\ v_2 &= \left\{ R_{m \sim u|a,c}^2 (1 - R_{a \sim u|c}^2) (1 - R_{m \sim a|c}^2) \right\}^{1/2}, \\ S_2 &= \text{sgn}\{\tilde{\beta}_1(\tilde{\beta}_1 - \beta_1)\}. \end{aligned}$$

By Proposition 1, we can obtain  $R_{a \sim u|m,c}^2$  based on the sign  $S_2$  and the partial  $R^2$ 's:  $R_{a \sim u|c}^2$ ,  $R_{m \sim u|a,c}^2$  and  $R_{m \sim a|c}^2$ . The  $R_{m \sim a|c}^2$  is identifiable based on the observed data, whereas  $R_{a \sim u|c}^2$ ,  $R_{m \sim u|a,c}^2$  depend on the unobserved  $u$ .

Proposition 1 rules out the edge case  $R_{m \sim u|a,c}^2 = 0$ , which is not interesting for sensitivity analysis with mediator-outcome confounding. This restriction is inconsequential for our sensitivity analysis method. We present the complete formula without assuming  $R_{m \sim u|a,c}^2 \neq 0$  in the Supplementary Material.

Define  $R_u^2 = \{R_{y \sim u|a,m,c}^2, R_{m \sim u|a,c}^2, R_{a \sim u|c}^2\}$  as the set of sensitivity parameters. These partial  $R^2$ 's naturally correspond to the factorization of the joint distribution based on Figure 1(b). With prespecified  $R_u^2$  and the signs of the bias terms  $S_1$  and  $S_2$ , we can first estimate  $R_{a \sim u|m,c}^2$  and then obtain the point estimate  $\hat{\theta}_1$ . Varying the parameters within a plausible region yields a range of estimates, standard errors, and  $t$  statistics. We summarize the sensitivity analysis procedure in Algorithm 2 below.

**Algorithm 2.** *A sensitivity analysis procedure for the direct effect  $\tilde{\theta}_1$  based on (5)–(6), with pre-specified sensitivity parameters  $\{R_u^2, S_1, S_2\}$ , where  $S_1 = \text{sgn}(\theta_1 - \tilde{\theta}_1)$  and  $S_2 = \text{sgn}\{\tilde{\beta}_1(\tilde{\beta}_1 - \beta_1)\}$ :*



- (a) estimate  $R_{m \sim a|c}^2$  from the least-squares fit of the observed data  $M$  on  $(A, C)$ ;
- (b) estimate  $R_{a \sim u|m,c}^2$  by Proposition 1;
- (c) compute  $\hat{\theta}_1$  by (7) with the estimated  $R_{a \sim u|m,c}^2$ ;
- (d) obtain the standard error  $\hat{\text{se}}(\hat{\theta}_1)$  by the nonparametric bootstrap;
- (e) return the point estimate  $\hat{\theta}_1$ , standard error  $\hat{\text{se}}(\hat{\theta}_1)$ , and  $t$  statistic  $\hat{\theta}_1/\hat{\text{se}}(\hat{\theta}_1)$ .

Without specifying  $S_1$  and  $S_2$ , we can report the results based on  $R_u^2$  with the worst case of the signs.

Importantly, the correspondence of  $R_u^2$  and the factorization of the joint distribution based on Figure 1(b) facilitates the interpretability of our sensitivity analysis. Moreover, since  $R_u^2$  naturally corresponds to the data generating process, our algorithm is sharp by Corollary 1 below.

**Corollary 1.** *Assume the covariance matrix of  $(y_{\perp c}, m_{\perp c}, a_{\perp c}, u_{\perp c})$  is invertible. Given observables  $\{y, m, a, c\}$ , the parameters  $R_u^2$  can take arbitrary values in  $[0, 1]^3$ , and if  $\tilde{\beta}_1 \neq 0$ , then  $\{R_u^2, S_1, S_2\}$  can take arbitrary values in  $(0, 1)^3 \times \{-1, 1\}^2 \setminus E_0$ , where  $E_0$  is the set of all possible values of the parameters such that  $R_{a \sim u|m,c}^2 = 0$ .*

If  $\tilde{\beta}_1 = 0$ , then  $S_2$  must be 0; if  $R_{a \sim u|m,c}^2 = 0$ , then  $S_1$  must be 0. The exceptional set  $E_0$  in Corollary 1 corresponds to an uninteresting edge case, in which the bias of the direct effect is 0. Given observables  $\{y, m, a, c\}$ , the  $R_{m \sim a|c}^2$  is fixed and observable, and thus  $E_0$  can be determined by Proposition 1.

### 3.3. Sensitivity analysis for the indirect effect

We now discuss the indirect effect based on the product method. By Theorem 1, for fixed  $R_u^2$ ,  $S_3 = \text{sgn}(\beta_1 - \tilde{\beta}_1)$  and  $S_4 = \text{sgn}(\theta_3 - \tilde{\theta}_3)$ , we can use the following estimators

$$\hat{\beta}_1 = \hat{\beta}_1^{\text{obs}} + S_3 \left( \frac{R_{m \sim u|a,c}^2 R_{a \sim u|c}^2}{1 - R_{a \sim u|c}^2} \right)^{1/2} \frac{\|M_{\perp A, C}\|_2}{\|A_{\perp C}\|_2} \quad (8)$$

and

$$\hat{\theta}_3 = \hat{\theta}_3^{\text{obs}} + S_4 \left( \frac{R_{y \sim u|a,m,c}^2 R_{m \sim u|a,c}^2}{1 - R_{m \sim u|a,c}^2} \right)^{1/2} \frac{\|Y_{\perp A, C, M}\|_2}{\|M_{\perp A, C}\|_2} \quad (9)$$

for  $\beta_1$  and  $\theta_3$ , respectively. Fortunately, the above formulas (8) and (9) are based on the natural parameters in  $R_u^2$ . We summarize the sensitivity analysis procedure in Algorithm 3 below.

**Algorithm 3.** *A sensitivity analysis procedure for the indirect effect  $\tilde{\beta}_1 \tilde{\theta}_3$  based on (5) and (6), with prespecified sensitivity parameters  $\{R_u^2, S_3, S_4\}$ , where  $S_3 = \text{sgn}(\beta_1 - \tilde{\beta}_1)$  and  $S_4 = \text{sgn}(\theta_3 - \tilde{\theta}_3)$ :*

- (a) compute  $\hat{\beta}_1$  and  $\hat{\theta}_3$  by (8) and (9);
- (b) obtain the standard errors  $\hat{\text{se}}(\hat{\beta}_1 \hat{\theta}_3)$  by the nonparametric bootstrap;
- (c) return the point estimate  $\hat{\beta}_1 \hat{\theta}_3$ , standard error  $\hat{\text{se}}(\hat{\beta}_1 \hat{\theta}_3)$ , and  $t$  statistic  $\hat{\beta}_1 \hat{\theta}_3 / \hat{\text{se}}(\hat{\beta}_1 \hat{\theta}_3)$ .

Again, without specifying  $S_3$  and  $S_4$ , we can report the results based on  $R_u^2$  with the worst case of the signs. Similarly, in addition to the first part of Corollary 1, the sensitivity analysis in Algorithm 3 is sharp by Corollary 2 below.

**Corollary 2.** *Assume the covariance matrix of  $(y_{\perp c}, m_{\perp c}, a_{\perp c}, u_{\perp c})$  is invertible. Given observables  $\{y, m, a, c\}$ , the parameters  $\{R_u^2, S_3, S_4\}$  can take arbitrary values in  $(0, 1)^3 \times \{-1, 1\}^2$ .*

### 3.4. Special case: randomized exposure

As a special case, if the treatment assignment is randomized under the assumption  $a \perp\!\!\!\perp u \mid c$ , then the arrow from  $u$  to  $a$  disappears in Figure 1(b) and  $R_{a \sim u|c}^2 = 0$ . This simplifies our sensitivity analysis. For the direct effect, we can apply (7) and Proposition 1 to obtain the estimator

$$\hat{\theta}_1 = \hat{\theta}_1^{\text{obs}} + S_1 \left( \frac{R_{y \sim u|a,m,c}^2 R_{m \sim u|a,c}^2 R_{m \sim a|c}^2}{1 - R_{m \sim u|a,c}^2} \right)^{1/2} \frac{\|Y_{\perp A,C,M}\|_2}{\|A_{\perp C,M}\|_2}, \quad (10)$$

where  $R_{y \sim u|a,m,c}^2$ ,  $R_{m \sim u|a,c}^2$  and  $S_1 = \text{sgn}(\theta_1 - \tilde{\theta}_1)$  are the sensitivity parameters. As a complement of Corollary 1, we have the following sharpness result in Corollary 3.

**Corollary 3.** *Assume  $R_{a \sim u|c}^2 = 0$  and the covariance matrix of  $(y_{\perp c}, m_{\perp c}, a_{\perp c}, u_{\perp c})$  is invertible. Given observables  $\{y, m, a, c\}$ , the parameters  $\{R_{y \sim u|a,m,c}^2, R_{m \sim u|a,c}^2, S_1\}$  can take arbitrary values in  $(0, 1)^2 \times \{-1, 1\}$ .*

For the indirect effect based on the product method, we can use the estimator  $\hat{\beta}_1^{\text{obs}} \hat{\theta}_3$ , where  $\hat{\beta}_1^{\text{obs}}$  is from (5) and  $\hat{\theta}_3$  is from (9), with sensitivity parameters  $R_{y \sim u|a,m,c}^2$ ,  $R_{m \sim u|a,c}^2$  and  $S_4 = \text{sgn}(\theta_3 - \tilde{\theta}_3)$ . As a complement of Corollary 2, we have the following sharpness result in Corollary 4.

**Corollary 4.** *Assume  $R_{a \sim u|c}^2 = 0$  and the covariance matrix of  $(y_{\perp c}, m_{\perp c}, a_{\perp c}, u_{\perp c})$  is invertible. Given observables  $\{y, m, a, c\}$ , the parameters  $\{R_{y \sim u|a,m,c}^2, R_{m \sim u|a,c}^2, S_4\}$  can take arbitrary values in  $(0, 1)^2 \times \{-1, 1\}$ .*

Imai et al. (2010) propose a sensitivity analysis method for mediation with a randomized exposure. Under linear structural equation models, their method is similar to ours although they use a different parametrization. They impose homoskedasticity of the linear models, and their method is thus not as general as ours.

## 4. Extension to multiple mediators

### 4.1. A matrix form of $R^2$ and its basic properties

We first extend the definition of the population  $R^2$ . It plays a central role in extending Theorem 1 to the multivariate case, which in turn serves as a stepstone for sensitivity analysis involving multiple mediators.

**Definition 3.** For vectors  $x, y, z$ , define the  $R^2$  of  $y$  on  $x$  as

$$R_{y \sim x}^2 = I - \text{cov}(y)^{-1/2} \text{cov}(y_{\perp x}) \text{cov}(y)^{-1/2}$$

if  $\text{cov}(y)$  is invertible, and the partial  $R^2$  of  $y$  on  $z$  given  $x$  as

$$R_{y \sim z | x}^2 = I - \text{cov}(y_{\perp x})^{-1/2} \text{cov}(y_{\perp x, z}) \text{cov}(y_{\perp x})^{-1/2}$$

if  $\text{cov}(y_{\perp x})$  is invertible.

Definition 3 reduces to Definition 2 when  $y$  is a scalar. The following Lemmas 3 and 4 extend Lemmas 1 and 2, respectively.

**Lemma 3.** For vectors  $y, z, x, w$ , we have  $R_{y \sim z | (w, x)}^2 = R_{y_{\perp w} \sim z_{\perp w} | x_{\perp w}}^2$  if  $\text{cov}(y_{\perp w, x})$  is invertible. When  $w = x$ , it reduces to  $R_{y \sim z | x}^2 = R_{y_{\perp x} \sim z_{\perp x}}^2$ ; when  $w = 1$ , it reduces to  $R_{y \sim z | (1, x)}^2 = R_{y' \sim z' | x'}^2$ , where  $y' = y - E(y)$ ,  $x' = x - E(x)$ , and  $z' = z - E(z)$  are the centered  $y, x$  and  $z$ .

**Lemma 4.** For centered vectors  $y$  and  $x$ , we have

$$R_{y \sim x}^2 = \text{cov}(y)^{-1/2} \text{cov}(y, x) \text{cov}(x)^{-1} \text{cov}(x, y) \text{cov}(y)^{-1/2}$$

if  $\text{cov}(x)$  and  $\text{cov}(y)$  are invertible. The  $R_{y \sim x}^2$  is positive semi-definite, and its diagonal elements are between 0 and 1. Moreover,  $\text{trace}(R_{y \sim x}^2) = \text{trace}(R_{x \sim y}^2)$ . As a special case, when  $x$  is a scalar, we have  $\text{rank}(R_{y \sim x}^2) \leq 1$  and  $\text{trace}(R_{y \sim x}^2) = R_{x \sim y}^2$ .

Lemma 4 is related to the canonical correlation analysis. A well-known result (Anderson 2003) is that the  $k$ th canonical correlation coefficient of  $x$  and  $y$  is the  $k$ th largest eigenvalue of  $R_{y \sim x}^2$  or  $R_{x \sim y}^2$ , for  $1 \leq k \leq \min\{\dim(x), \dim(y)\}$ . As a corollary of this result,  $\text{trace}(R_{y \sim x}^2)$  equals the sum of the squared canonical correlation coefficients of  $x$  and  $y$ .

In our sensitivity analysis below, the natural  $R^2$  parameters are of the form  $R_{y \sim x}^2$  with scalar  $x$ , by applying Lemma 1 or Lemma 3 to transform a partial  $R^2$  to  $R^2$  with centered random variables. For centered scalars  $y$  and  $x$ , the  $R_{y \sim x}^2$  equals the squared correlation of  $y$  and  $x$  by Lemma 2, and thus the correlation of  $y$  and  $x$  can be fully determined by  $R_{y \sim x}^2$  and the sign of the correlation. For vector  $y$ , the property also holds, under a general definition of square root and sign functions. The key insight is  $\text{rank}(R_{y \sim x}^2) \leq 1$  by Lemma 4. For positive semi-definite matrices with rank no larger than 1, we define purely algebraic functions  $\text{chol}(\cdot)$  and  $\text{sgn}_1(\cdot)$  based on Lemma 5 below.

**Lemma 5.** Assume a positive semi-definite matrix  $A$  has  $\text{rank}(A) \leq 1$ . There exists a unique vector  $x$  such that  $A = xx^T$  and either the first nonzero entry of  $x$  is positive or  $x = 0$ . Based on this decomposition, we define  $\text{chol}(A) = x$ .

For rank-one matrices,  $\text{chol}(\cdot)$  is the Cholesky decomposition with all zero columns removed. Lemma 5 motivates the following definition for a vector.

**Definition 4.** For vector  $x$ , define  $\text{sgn}_1(x)$  as the sign of its first nonzero element if  $x \neq 0$ , and  $\text{sgn}_1(x) = 0$  if  $x = 0$ . Moreover, for any set of vectors  $S$ , define  $S^+ = \{\text{sgn}_1(x)x : x \in S\}$ .

In Definition 4,  $S^+$  is a set of vectors with positive first nonzero element. When  $S$  is a subset of real numbers,  $S^+$  reduces to the absolute values of  $S$ . By Definition 4 and Lemma 4, the vector  $\text{cov}(y)^{-1/2}\text{cov}(y, x)/\text{var}(x)^{1/2}$  can be fully determined by  $\text{chol}(R_{y \sim x}^2)$  and  $\text{sgn}_1(R_{y \sim x}^2)$ . It is a general form of the correlation coefficient between vector  $y$  and scalar  $x$ , and reduces to the canonical  $\text{corr}(y, x)$  for scalar  $y$  and  $x$ .

## 4.2. Multivariate omitted-variable bias with $R^2$ parameterization

As an extension of Section 2.2, we allow the outcome  $y$  and treatment  $a$  to be vectors but still focus on a scalar unobserved confounder  $u$ . We consider the long and short population least-squares regressions with and without  $u$ :

$$\begin{aligned} y &= \gamma_1 a + \gamma_2 c + \gamma_3 u + y_{\perp a, c, u}, \\ y &= \tilde{\gamma}_1 a + \tilde{\gamma}_2 c + y_{\perp a, c}. \end{aligned} \tag{11}$$

The coefficients  $\gamma_j$ 's and  $\tilde{\gamma}_j$ 's are matrices with suitable dimensions. Theorem 2 below represents the difference between the matrix coefficients of  $a$  in the long and short regressions by partial  $R^2$ 's. Recall the notation of unit balls  $B_d$  in Section 1 as well as the notation in Lemma 5 and Definition 4.

**Theorem 2.** (i) Based on (11), assume  $\text{cov}\{(y_{\perp c}, a_{\perp c}, u_{\perp c})\}$  is invertible. We have

$$\gamma_1 = \tilde{\gamma}_1 + S \cdot \frac{\text{cov}(y_{\perp a, c})^{1/2} \text{chol}(R_{y \sim u|a, c}^2) \text{chol}(R_{a \sim u|c}^2)^T \text{cov}(a_{\perp c})^{-1/2}}{\{1 - \text{trace}(R_{a \sim u|c}^2)\}^{1/2}},$$

where

$$S = -\text{sgn}_1\{\text{cov}(y_{\perp a, c})^{-1/2} \text{cov}(y_{\perp a, c}, u_{\perp a, c})\} \cdot \text{sgn}_1\{\text{cov}(a_{\perp c})^{-1/2} \text{cov}(a_{\perp c}, u_{\perp c})\}.$$

(ii) Given the observables  $\{y, a, c\}$ , the parameters  $\{\text{chol}(R_{y \sim u|a, c}^2), \text{chol}(R_{a \sim u|c}^2)\}$  can take arbitrary values in  $B_{\dim(y)}^+ \times B_{\dim(a)}^+$ , and  $\{\text{chol}(R_{y \sim u|a, c}^2), \text{chol}(R_{a \sim u|c}^2), S\}$  can take arbitrary values in  $(B_{\dim(y)} \setminus \{0\})^+ \times (B_{\dim(a)} \setminus \{0\})^+ \times \{-1, 1\}$ .

Theorem 2 extends Theorem 1 with vector  $y$  and  $a$ . It reduces to Theorem 1 if  $y$  and  $a$  are scalars. Theorem 2(i) parallels Theorem 1(i). It states that the difference between the true coefficient  $\gamma_1$  and the observed coefficient  $\tilde{\gamma}_1$  of  $a$  depends on the observable  $\text{cov}(y_{\perp a, c})$  and  $\text{cov}(a_{\perp c})$  as well as the unobservable  $R_{a \sim u|c}^2$ ,  $R_{y \sim u|a, c}^2$  and  $S$ . Importantly,  $R_{a \sim u|c}^2$  and  $R_{y \sim u|a, c}^2$  can be matrices in Theorem 2(i). Theorem 2(ii) parallels Theorem 1(ii). It states the sharpness.

Theorem 2 has direct implications for sensitivity analysis. When  $y$  is a vector, we can apply Theorem 1 to each coordinate of  $y$  to conduct marginal sensitivity analysis. However, if we want

to conduct joint sensitivity analysis across coordinates of  $y$ , we must use Theorem 2. Otherwise, the  $R^2$ 's in the marginal sensitivity analysis are not variationally independent, that is, if  $y$  is a vector, then the parameters  $\{R_{y_j \sim u|a,c}^2 : 1 \leq j \leq \dim(y)\}$  cannot take arbitrary values in  $[0, 1]^{\dim(y)}$  in general. Put another way, Theorem 2 ensures a sharp joint sensitivity analysis.

For fixed sensitivity parameters  $R_{y \sim u|a,c}^2$ ,  $R_{a \sim u|c}^2$  and  $S$  in Theorem 2, define

$$\hat{\gamma}_1 = \hat{\gamma}_1^{\text{obs}} + S \cdot \frac{\text{côv}(Y_{\perp A,C})^{1/2} \text{chol}(R_{y \sim u|a,c}^2) \text{chol}(R_{a \sim u|c}^2)^T \text{côv}(A_{\perp C})^{-1/2}}{\{1 - \text{trace}(R_{a \sim u|c}^2)\}^{1/2}}$$

as an estimator of  $\gamma_1$ , where  $\hat{\gamma}_1^{\text{obs}}$  is the coefficients of  $A$  of the least-squares fit of  $Y$  on  $(A, C)$ . Since there is a one-to-one mapping from  $R^2$  matrices to their Cholesky decompositions, we can specify an  $R^2$  matrix by first specifying its Cholesky decomposition which is in the unit ball specified in Theorem 2.

### 4.3. Baron–Kenny approach with multiple mediators

Now we extend Section 3 to deal with multiple mediators  $m$ . We still assume that  $u$  is a scalar. Consider the long and short population least-squares regressions with  $u$

$$\begin{aligned} m &= \beta_1 a + \beta_2 c + \beta_3 u + m_{\perp a,c,u}, \\ y &= \theta_1 a + \theta_2^T c + \theta_3^T m + \theta_4 u + y_{\perp a,c,m,u}, \end{aligned} \tag{12}$$

and without  $u$

$$\begin{aligned} m &= \tilde{\beta}_1 a + \tilde{\beta}_2 c + m_{\perp a,c}, \\ y &= \tilde{\theta}_1 a + \tilde{\theta}_2^T c + \tilde{\theta}_3^T m + y_{\perp a,c,m}. \end{aligned} \tag{13}$$

By (1), (12) and (13), the true direct effect is  $\theta_1$  and the true indirect effect is  $\theta_3^T \beta_1 = \gamma_1 - \theta_1$ ; the observed direct effect is  $\tilde{\theta}_1$  and the observed indirect effect is  $\tilde{\theta}_3^T \tilde{\beta}_1 = \tilde{\gamma}_1 - \tilde{\theta}_1$ . This formulation does not assume known ordering of the mediators (VanderWeele and Vansteelandt 2013). With additional structure, the results are more complicated (VanderWeele and Vansteelandt 2013; Daniel et al. 2015; Steen et al. 2017); we leave the discussion to future research.

Next, we develop sensitivity analysis procedures for both direct and indirect effects using the partial  $R^2$  parameterization.

### 4.4. Sensitivity analysis for the direct effect

We first discuss the direct effect. The estimator  $\hat{\theta}_1$  in (7) is still valid even when  $m$  is multivariate, but the difficulty is to extend Proposition 1 to represent  $R_{a \sim u|m,c}^2$  by natural  $R^2$  parameters. This is possible only with an extended definition of  $R_{m \sim u|a,c}^2$  in Definition 3. We can express  $R_{a \sim u|m,c}^2$  based on the natural parameters  $R_{m \sim u|a,c}^2$  and  $R_{a \sim u|c}^2$  in Proposition 2 below.

**Proposition 2.** Based on (12) and (13), assume  $R_{m \sim u|a,c}^2 \neq 0$  and the covariance matrix of  $(y_{\perp c}, m_{\perp c}, a_{\perp c}, u_{\perp c})$  is invertible. We have

$$R_{a \sim u|m,c}^2 = 1 - \frac{(1 - R_{a \sim u|c}^2)\{1 - \text{trace}(R_{m \sim u|a,c}^2)\}}{1 - \|S_5 v_1 + v_2\|_2^2},$$

where

$$\begin{aligned} v_1 &= (R_{a \sim u|c}^2)^{1/2} \text{chol}(R_{m \sim u|a,c}^2), \\ v_2 &= (1 - R_{a \sim u|c}^2)^{1/2} \text{cov}(m_{\perp c})^{-1/2} \text{cov}(m_{\perp a,c})^{1/2} \text{chol}(R_{m \sim u|a,c}^2), \\ S_5 &= \text{sgn}\{\text{cov}(a_{\perp c}, u_{\perp c})\} \cdot \text{sgn}_1\{\text{cov}(m_{\perp c})^{-1/2} \text{cov}(m_{\perp c}, a_{\perp c})\} \cdot \text{sgn}_1\{\text{cov}(m_{\perp a,c})^{-1/2} \text{cov}(m_{\perp a,c}, u_{\perp a,c})\}. \end{aligned}$$

Proposition 2 extends Proposition 1 and reduces to Proposition 1 if  $m$  is scalar. In Proposition 2,  $R_{m \sim a|c}^2$ ,  $\text{cov}(m_{\perp c})$  and  $\text{cov}(m_{\perp a,c})$  are observables, whereas  $R_{a \sim u|c}^2$ ,  $R_{m \sim u|a,c}^2$  and  $S_5$  are unobservables. Similar to Proposition 1,  $R_{m \sim u|a,c}^2 = 0$  is an uninteresting edge case, and we relegate the complete formula including the edge case to the Supplementary material.

Renew  $R_u^2 = \{R_{y \sim u|a,m,c}^2, R_{m \sim u|a,c}^2, R_{a \sim u|c}^2\}$  to denote the set of the partial  $R^2$  sensitivity parameters. Algorithm 4 below is similar to Algorithm 2 for the direct effect.

**Algorithm 4.** A sensitivity analysis procedure for the direct effect  $\tilde{\theta}_1$  based on (12) and (13), with prespecified sensitivity parameters  $\{R_u^2, S_1, S_5\}$ , where  $S_1 = \text{sgn}(\theta_1 - \tilde{\theta}_1)$  and  $S_5$  is given in Proposition 2:

- (a) estimate  $R_{m \sim a|c}^2$  from the least-squares fit of the observed data  $M$  on  $(A, C)$ ;
- (b) estimate  $R_{a \sim u|m,c}^2$  by Proposition 2;
- (c) compute  $\hat{\theta}_1$  by (7) with estimated  $R_{a \sim u|m,c}^2$ ;
- (d) obtain the standard error  $\hat{\text{se}}(\hat{\theta}_1)$  by the nonparametric bootstrap;
- (e) return the point estimate  $\hat{\theta}_1$ , standard error  $\hat{\text{se}}(\hat{\theta}_1)$ , and  $t$  statistic  $\hat{\theta}_1/\hat{\text{se}}(\hat{\theta}_1)$ .

Without specifying  $S_1$  and  $S_5$ , we report the results based on  $R_u^2$  with the worst case of the signs. Moreover, the sensitivity analysis in Algorithm 4 is sharp by Corollary 5 below.

**Corollary 5.** Assume the covariance matrix of  $(y_{\perp c}, m_{\perp c}, a_{\perp c}, u_{\perp c})$  is invertible. Given the observables  $\{y, m, a, c\}$ , the parameters  $\{R_{y \sim u|a,m,c}^2, R_{a \sim u|c}^2, \text{chol}(R_{m \sim u|a,c}^2)\}$  can take arbitrary values in  $[0, 1]^2 \times B_{\dim(m)}^+$ , and if  $R_{m \sim a|c}^2 \neq 0$ , then  $\{R_{y \sim u|a,m,c}^2, R_{a \sim u|c}^2, \text{chol}(R_{m \sim u|a,c}^2), S_1, S_5\}$  can take arbitrary values in  $(0, 1)^2 \times (B_{\dim(m)} \setminus \{0\})^+ \times \{-1, 1\}^2 \setminus E_0$ , where  $E_0$  is the set of all possible values of the parameters such that  $R_{a \sim u|m,c}^2 = 0$ .

Similar to the comment after Corollary 1, if  $R_{m \sim a|c}^2 = 0$ , then  $\text{cov}(m_{\perp c}, a_{\perp c}) = 0$  and thus  $S_5$  must be 0; if  $R_{a \sim u|m,c}^2 = 0$ , then  $S_1$  must be 0. The exceptional set  $E_0$  in Corollary 5 refers to an uninteresting edge case, in which the bias of the direct effect is 0. It can be determined by Proposition 2.

#### 4.5. Sensitivity analysis for the indirect effect

We then discuss the indirect effect based on the product method. If we apply Theorem 1 element wise to the vectors  $\beta_1$  and  $\theta_3$ , the omitted-variable bias depends on  $R_{y \sim u|a,m,c}^2$ ,  $R_{a \sim u|c}^2$ , and  $R_{m_j \sim u|a,c}^2$ ,  $R_{m_j \sim u|a,m_{-j},c}^2$  for each  $j$ , where  $m_{-j}$  is the vector  $m$  excluding  $m_j$ . However, these parameters are not natural based on the directed acyclic graph in Figure 1(b). Moreover, the sharpness of the corresponding sensitivity analysis does not hold.

Fortunately, we can solve this problem by applying Theorem 2. Let  $\hat{\beta}_1^{\text{obs}}$  be the coefficient of  $A$  of the least-squares fit of  $M$  on  $(A, C)$ , and  $\hat{\theta}_3^{\text{obs}}$  be the coefficient of  $M$  of the least-squares fit of  $Y$  on  $(A, C, M)$ . By Theorem 2, for fixed sensitivity parameters  $R_u^2$  and the signs  $S_6, S_7$  defined in (16) and (17) below, we have the following estimators

$$\hat{\beta}_1 = \hat{\beta}_1^{\text{obs}} + S_6 \left\{ \frac{R_{a \sim u|c}^2}{(1 - R_{a \sim u|c}^2) \text{var}(A_{\perp C})} \right\}^{1/2} \text{cov}(M_{\perp A, C})^{1/2} \text{chol}(R_{m \sim u|a,c}^2), \quad (14)$$

$$\hat{\theta}_3 = \hat{\theta}_3^{\text{obs}} + S_7 \left\{ \frac{R_{y \sim u|a,m,c}^2 \text{var}(Y_{\perp A, C, M})}{1 - \text{trace}(R_{m \sim u|a,c}^2)} \right\}^{1/2} \text{cov}(M_{\perp A, C})^{-1/2} \text{chol}(R_{m \sim u|a,c}^2), \quad (15)$$

where

$$S_6 = -\text{sgn}\{\text{corr}(a_{\perp c}, u_{\perp c})\} \cdot \text{sgn}_1\{\text{cov}(m_{\perp a,c})^{-1/2} \text{cov}(m_{\perp a,c}, u_{\perp a,c})\}, \quad (16)$$

$$S_7 = -\text{sgn}\{\text{corr}(y_{\perp a,c,m}, u_{\perp a,c,m})\} \cdot \text{sgn}_1\{\text{cov}(m_{\perp a,c})^{-1/2} \text{cov}(m_{\perp a,c}, u_{\perp a,c})\}. \quad (17)$$

Our final indirect effect estimator is  $\hat{\theta}_3^T \hat{\beta}_1$ . We summarize the sensitivity analysis procedure in Algorithm 5 below.

**Algorithm 5.** A sensitivity analysis procedure for the indirect effect  $\tilde{\theta}_3^T \tilde{\beta}_1$  based on (12) and (13), with prespecified sensitivity parameters  $\{R_u^2, S_6, S_7\}$ , where  $S_6$  and  $S_7$  are defined in (16) and (17):

- (a) compute  $\hat{\beta}_1$  and  $\hat{\theta}_3$  by (14) and (15);
- (b) obtain the standard errors  $\hat{\text{se}}(\hat{\theta}_3^T \hat{\beta}_1)$  by the nonparametric bootstrap;
- (c) return the point estimate  $\hat{\theta}_3^T \hat{\beta}_1$ , standard error  $\hat{\text{se}}(\hat{\theta}_3^T \hat{\beta}_1)$ , and  $t$  statistic  $\hat{\theta}_3^T \hat{\beta}_1 / \hat{\text{se}}(\hat{\theta}_3^T \hat{\beta}_1)$ .

Again, without specifying  $S_6$  and  $S_7$ , we report the results based on  $R_u^2$  with the worst case of the signs. Similarly, in addition to the first part of Corollary 5, the sensitivity analysis in Algorithm 5 is sharp by Corollary 6 below.

**Corollary 6.** Assume the covariance matrix of  $(y_{\perp c}, m_{\perp c}, a_{\perp c}, u_{\perp c})$  is invertible. Given the observables  $\{y, m, a, c\}$ , the parameters  $\{R_{y \sim u|a,m,c}^2, R_{a \sim u|c}^2, \text{chol}(R_{m \sim u|a,c}^2), S_6, S_7\}$  can take arbitrary values in  $(0, 1)^2 \times (B_{\dim(m)} \setminus \{0\})^+ \times \{-1, 1\}^2$ .

#### 4.6. Special case: randomized exposure

Similar to Section 3.4,  $R_{a \sim u|c}^2 = 0$  if the treatment assignment is randomized under the assumption  $a \perp\!\!\!\perp u \mid c$ . This simplifies our sensitivity analysis. For the direct effect, we can apply (7) and Proposition 2 to obtain the estimator

$$\hat{\theta}_1 = \hat{\theta}_1^{\text{obs}} + S_1 \left[ \frac{R_{y \sim u|a,m,c}^2 \{\text{trace}(R_{m \sim u|a,c}^2) - \|v_2\|_2^2\}}{1 - \text{trace}(R_{m \sim u|a,c}^2)} \right]^{1/2} \frac{\|Y_{\perp A,C,M}\|_2}{\|A_{\perp C,M}\|_2}, \quad (18)$$

where  $S_1 = \text{sgn}(\theta_1 - \tilde{\theta}_1)$  and  $v_2 = \text{cov}(m_{\perp c})^{-1/2} \text{cov}(m_{\perp a,c})^{1/2} \text{chol}(R_{m \sim u|a,c}^2)$ , with sensitivity parameters  $R_{y \sim u|a,m,c}^2$ ,  $R_{m \sim u|a,c}^2$  and  $S_1$ . As a complement of Corollary 5, we have the following sharpness result in Corollary 7.

**Corollary 7.** *Assume  $R_{a \sim u|c}^2 = 0$  and the covariance matrix of  $(y_{\perp c}, m_{\perp c}, a_{\perp c}, u_{\perp c})$  is invertible. Given the observables  $\{y, m, a, c\}$ , the parameters  $\{R_{y \sim u|a,m,c}^2, \text{chol}(R_{m \sim u|a,c}^2), S_1\}$  can take arbitrary values in  $(0, 1) \times (B_{\dim(m)} \setminus \{0\})^+ \times \{-1, 1\} \setminus E_0$ , where  $E_0$  is the set of all possible values of the parameters such that  $R_{a \sim u|m,c}^2 = 0$ .*

For the indirect effect based on the product method, we can use the estimator  $\hat{\theta}_3^T \hat{\beta}_1^{\text{obs}}$ , where  $\hat{\theta}_3$  is from (15) and  $\hat{\beta}_1^{\text{obs}}$  is from (13), with sensitivity parameters  $R_{y \sim u|a,m,c}^2$ ,  $R_{m \sim u|a,c}^2$  and  $S_7$ . As a complement of Corollary 6, we have the following sharpness result in Corollary 8.

**Corollary 8.** *Assume  $R_{a \sim u|c}^2 = 0$  and the covariance matrix of  $(y_{\perp c}, m_{\perp c}, a_{\perp c}, u_{\perp c})$  is invertible. Given the observables  $\{y, m, a, c\}$ , the parameters  $\{R_{y \sim u|a,m,c}^2, \text{chol}(R_{m \sim u|a,c}^2), S_7\}$  can take arbitrary values in  $(0, 1) \times (B_{\dim(m)} \setminus \{0\})^+ \times \{-1, 1\}$ .*

### 5. Reporting the sensitivity analysis

With a set of prespecified sensitivity parameters, the algorithms in the previous sections return the point estimates, standard errors, and  $t$  statistics for the direct and indirect effects. Varying the sensitivity parameters, we can report a series of point estimates, standard errors, and  $t$  statistics. Therefore, a straightforward way to report sensitivity analysis is to display a table or several tables with different combinations of the sensitivity parameters. This is a common strategy in sensitivity analysis in causal inference (e.g., Rosenbaum and Rubin 1983; Lin et al. 1998; Ding and VanderWeele 2016).

Moreover, researchers can ask the following questions:

- (Q1) what is the minimum strength of  $R^2$  such that the point estimate for the direct or indirect effect could be reduced to 0?
- (Q2) what is the minimum strength of  $R^2$  such that the confidence interval for the direct or indirect effect could be reduced to cover 0?



These questions motivated the development of the E-value (Ding and VanderWeele 2016; Ding and Vanderweele 2016; VanderWeele and Ding 2017). In linear regression, Cinelli and Hazlett (2020a) used the name “robust value.” We simply call the “robust value” for the  $R^2$  parameters the “R-value.”

We start with the case of a single mediator. Assume the observed point estimate is positive in this section. To answer question (Q1), we need to find the minimal  $\rho \geq 0$  such that

$$\max\{R_{y \sim u|a,m,c}^2, R_{m \sim u|a,c}^2, R_{a \sim u|c}^2\} \leq \rho \quad (19)$$

and the  $t$  statistic is less than 0. Analogously, to answer question (Q2), we need to find the minimal  $\rho \geq 0$  such that (19) holds the  $t$  statistic is less than the  $1 - \alpha/2$  upper quantile of a standard normal random variable. For simplicity, we will focus on the critical value 1.96 for  $\alpha = 0.05$ . As a heuristic shortcut, we can set  $R_{y \sim u|a,m,c}^2 = R_{m \sim u|a,c}^2 = R_{a \sim u|c}^2 = \rho$  and plot the  $t$ -statistic against  $\rho$  to find the R-value for both the point estimate and the confidence interval. Unfortunately, this might be problematic since the  $t$ -statistic is not a monotone function of the sensitivity parameters. A more rigorous solution is to conduct Monte Carlo sampling or a grid search over the sensitivity parameters under (19). We gradually increase  $\rho$  and find the R-values for the confidence interval and point estimate as the values of  $\rho$  such that the  $t$ -statistic hits 1.96 and 0, respectively.

When  $m$  is multivariate, we must address the difficulty that  $R_{m \sim u|a,c}^2$  is a matrix. A useful result is  $\text{trace}(R_{m \sim u|a,c}^2) = R_{u \sim m|a,c}^2$  by Lemma 4. Therefore, we can replace the matrix  $R_{m \sim u|a,c}^2$  in (19) with the scalar  $R_{u \sim m|a,c}^2$ . The scalar sensitivity parameter  $R_{u \sim m|a,c}^2$  also has straightforward interpretations. First, it is the proportion of variance of  $u$  explained by  $m$ , after controlling for  $(a, c)$ . Second, it equals the maximum of  $R_{\alpha^T m \sim u|a,c}^2$  over all  $\alpha$ , which can be interpreted as the maximum proportion of variance of  $\alpha^T m$  explained by  $u$  for every linear combination  $\alpha^T m$ , after controlling for  $(a, c)$ . Nevertheless, the scalar  $R_{u \sim m|a,c}^2$  does not determine the matrix  $R_{m \sim u|a,c}^2$ , although the sensitivity analysis formulas all depend on the matrix  $R_{m \sim u|a,c}^2$ . Therefore, we need to conduct the sampling method or grid search over  $R_{m \sim u|a,c}^2$ , which must equal  $xx^T$  with  $\|x\|_2^2 = R_{u \sim m|a,c}^2$ .

As in other sensitivity analysis, it is fundamentally challenging to specify the threshold for the R-values without additional information. The threshold is often problem-specific. If a study has rich observed covariates, then we may not worry too much about omitted-variable bias. On the contrary, if a study misses important covariates that may confound the treatment, mediator and outcome, then we may specify high threshold for the  $R^2$  sensitivity parameters. Although we cannot solve this problem mathematically, we recommend reporting some observed partial  $R^2$ 's as the reference values. For instance, in the examples in Section 6 below, we report the sample partial  $R^2$ 's,  $(R_{Y \sim A|M}^2, R_{Y \sim M|A}^2, R_{M \sim A}^2)$  when there is no observed covariate and  $(\max_j R_{Y \sim C_j|A, C_{-j}, M}^2, \max_j R_{C_j \sim M|A, C_{-j}}^2)$  when there are observed covariates.

## 6. Illustrations

### 6.1. Mediation analysis with a single mediator

Jose (2013) conducted mediation analysis to assess the extent to which positive life events affected happiness through the level of gratitude. The data came from the first of five times of positive psychology measurement of 364 respondents to the International Wellbeing Study separated by three months each. The positive life events  $a$ , gratitude  $m$  and happiness  $y$  were measured by the sum of scores from some designed questions (McCullough et al. 2002; Lyubomirsky and Lepper 1999). In this study,  $y, a, m$  were continuous variables, and no covariates were collected. By the Baron–Kenny approach, the estimate for the direct effect is 0.269, with the 95% confidence interval [0.132, 0.406], and the estimate for the indirect effect is 0.215, with the 95% confidence interval [0.131, 0.299]. So both direct and indirect effects are significant. Because this is a non-randomized study, we reanalyze and assess the sensitivity of the conclusion with respect to unobserved confounding.

Figure 2 shows the minimum  $t$  statistics under the condition  $\max R_u^2 \leq \rho$ . Table 1 reports some statistics of the direct and indirect effects and their R-values for the point estimates and 95% confidence intervals. To interpret them, the R-value for the estimate refers to the minimal  $\rho$  such that the point estimate, or, equivalently, the  $t$  statistic could be reduced to 0, under (19); the R-value for the confidence interval refers to the minimal  $\rho$  such that the  $t$  statistic could be reduced to 1.96, under (19). In this study, the indirect effect is less sensitivity to unmeasured confounding compared to direct effect.

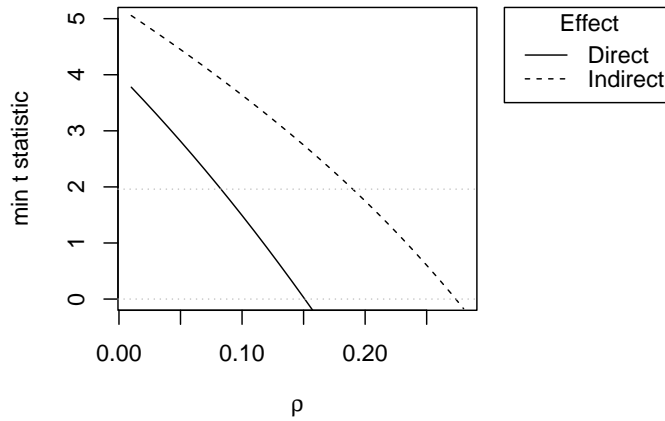


Figure 2: The minimum  $t$  statistics of the direct and indirect effects, under the restriction  $\max\{R_{y \sim u|a,m,c}^2, R_{m \sim u|a,c}^2, R_{a \sim u|c}^2\} \leq \rho$ , with the worst case of signs. The grey reference lines indicate the  $t = 1.96$  and  $t = 0$  thresholds.

### 6.2. Mediation analysis with multiple mediators

Chong et al. (2016) conducted a randomized study on 219 students of a rural secondary school in the Cajamarca district of Peru during the 2009 school year. They were interested in whether or

Table 1: Sensitivity analysis for Jose (2013)’s mediation analysis. Some reference sample partial  $R^2$  values are  $R^2_{Y \sim A|M} = 0.05$ ,  $R^2_{Y \sim M|A} = 0.25$  and  $R^2_{M \sim A} = 0.09$ .

	Est.	Std. Err.	$t$ -value	R-value for Est.	R-value for 95% C.I.
Direct effect	0.269	0.070	3.854	0.16	0.08
Indirect effect	0.215	0.043	4.982	0.28	0.20

not the iron deficiency could contribute to the intergenerational persistence of poverty, by affecting the school performance and aspirations for anemic students. They encouraged students to visit the clinic daily to take an iron pill. They randomly assigned students to be exposed multiple times to one of the following three videos: in the first “soccer” group, a popular soccer player was encouraging iron supplements to maximize energy; in the second “physician” group, a doctor was encouraging iron supplements for overall health; in the third “placebo” group, the video did not mention iron at all. They measured various post-treatment variables of the students, such as the anemia status at the follow-up survey, the cognitive function measured by the cognitive Wii game, and the school performance measured by average grade in the third and fourth quarters of 2009.

We reanalyze their data. We are interested in the treatment effect of the video assignment  $a$  on the school performance  $y$ , with the anemia status  $m_1$  and cognitive function  $m_2$  as mediators. We focus on two levels of the treatment  $a$ : the “physician” group and the “placebo” group. The covariates  $c$  include the gender, class level, anemia status at baseline survey, household monthly income, electricity in home, mother’s years of education. By the Baron–Kenny approach, the estimate for the direct effect is 0.221, with the 95% confidence interval  $[-0.167, 0.609]$ , and the estimate for the indirect effect is 0.138, with the 95% confidence interval  $[-0.017, 0.293]$ . Either direct or indirect effect is significant.

For illustration purposes, we only assess the sensitivity of the point estimates with respect to unmeasured confounding between the mediator and outcome. By design,  $R^2_{a \sim u|c} = 0$ . Figure 2 shows the minimum  $t$  statistics under the condition  $\max\{R^2_{y \sim u|a,m,c}, R^2_{u \sim m|a,c}\} \leq \rho$ . Table 2 reports some statistics of the direct and indirect effects and their R-values for the point estimates. The point estimates for both the direct and indirect effects are not sensitive to unmeasured confounding.

Table 2: Sensitivity analysis for mediation analysis based on Chong et al. (2016)’s study. Some reference sample partial  $R^2$  values are  $\max_j R^2_{Y \sim C_j|A,C_{-j},M} = 0.113$  and  $\max_j R^2_{C_j \sim M|A,C_{-j}} = 0.135$ .

	Est.	Std. Err.	$t$ -value	R-value for Est.	R-value for 95% C.I.
Direct effect	0.221	0.198	1.114	0.39	0
Indirect effect	0.138	0.079	1.756	0.27	0

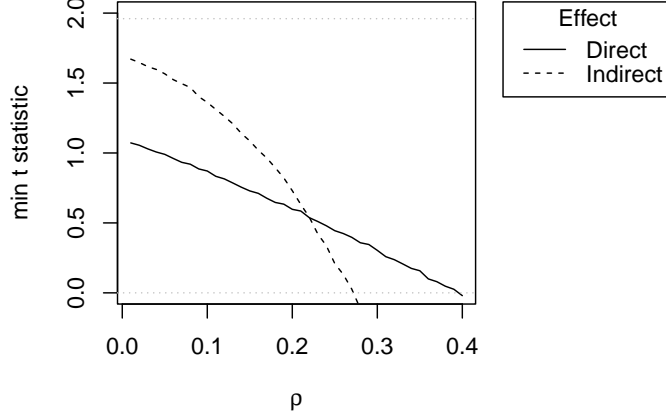


Figure 3: The minimum  $t$  statistics of the direct effect and indirect effect, under the restriction  $\max\{R^2_{y \sim u|a,m,c}, R^2_{u \sim m|a,c}\} \leq \rho$ , with the worst case of signs. The grey reference lines indicate the  $t = 1.96$  and  $t = 0$  thresholds.

## 7. Extension to vector unmeasured confounder

For simplicity, we assume the unmeasured  $u$  is a scalar in the above discussion. This assumption is not restrictive for Theorem 1. Without the restriction, the vector  $u$  always affects the coefficient of  $a$  in the least squares projection of  $y$  on  $(a, c, u)$  through a linear combination of  $u$ . It is equivalent to considering this linear combination of  $u$ , which is a scalar. The resulting  $R^2$ 's are no greater than the  $R^2$ 's corresponding to the vector  $u$ . Therefore, the original sensitivity analysis procedure is conservative given a fixed vector  $u$ , and sharp over all possible  $u$  under the condition  $\max\{R^2_{y \sim u|a,c}, R^2_{a \sim u|c}\} \leq \rho$ . Hosman et al. (2010) and Cinelli and Hazlett (2020a) have made this observation before based on slightly different formulations.

Similar results hold for sensitivity analysis for both the direct and indirect effects with a single mediator, and for the direct effect with multiple mediators. However, assuming a scalar  $u$  can be restrictive in Theorem 2. The key difficulty is that in general, we cannot reduce a vector  $u$  to a linear combination of  $u$  from the population least-squares of  $y$  when  $y$  is a vector. This difficulty carries over to sensitivity analysis for the indirect effect with multiple mediators. This motivates us to extend Theorem 2 to the most general strategy that allows for a vector  $u$ .

We consider the long and short population least squares with and without  $u$ :

$$\begin{aligned} y &= \gamma_1 a + \gamma_2 c + \gamma_3 u + y_{\perp a, c, u} \\ y &= \tilde{\gamma}_1 a + \tilde{\gamma}_2 c + y_{\perp a, c} \end{aligned} \tag{20}$$

where all of  $y, a, c, u$  are allowed to be vectors. Before introducing the omitted-variable bias formula based on (20), we extend the definition of  $\text{chol}(A)$  for general nonzero positive semidefinite matrix  $A$ . Let  $\text{chol}(A)$  be the submatrix of  $A$ 's Cholesky decomposition with all zero columns removed. We also review the definition of the Stiefel manifold below.

**Definition 5.** For  $p \geq q$ , define the Stiefel manifold  $V_{p \times q} = \{O \in \mathbb{R}^{p \times q} : O^T O = I_q\}$ . If  $q = 0$ , define  $V_{p \times q} = \{0_{p \times 1}\}$ .

Theorem 3 below represents the difference between matrix coefficients of  $a$  in the long and short regressions by partial  $R^2$ 's in this most general strategy. Recall the notation of the set of positive semidefinite matrices  $\mathbb{S}_n^+$  and the largest eigenvalue  $\lambda_{\max}(\cdot)$  in Section 1.

**Theorem 3.** (i) Based on (20), assume the covariance matrix of  $(y_{\perp c}, a_{\perp c}, u_{\perp c})$  is invertible. We have

$$\begin{aligned} \tilde{\gamma}_1 - \gamma_1 = & \text{cov}(y_{\perp a, c})^{1/2} \text{chol}(R_{y \sim u|a, c}^2) O_3^T O_4 \text{chol}\{I - O_2 \text{chol}(R_{a \sim u|c}^2)^T \text{chol}(R_{a \sim u|c}^2) O_2^T\}^{-1} \\ & O_2 \text{chol}(R_{a \sim u|c}^2)^T \text{cov}(a_{\perp c})^{-1/2}, \end{aligned}$$

where  $O_2 \in V_{\dim(u) \times \text{rank}(R_{a \sim u|c}^2)}$ ,  $O_3 \in V_{\dim(u) \times \text{rank}(R_{y \sim u|a, c}^2)}$ ,  $O_4 \in V_{\dim(u) \times \dim(u)}$  are uniquely determined by the following equations

$$\begin{aligned} \text{cov}(a_{\perp c})^{-1/2} \text{cov}(a_{\perp c}, u_{\perp c}) \text{cov}(u_{\perp c})^{-1/2} &= \text{chol}(R_{a \sim u|c}^2) O_2^T, \\ \text{cov}(y_{\perp a, c})^{-1/2} \text{cov}(y_{\perp a, c}, u_{\perp a, c}) \text{cov}(u_{\perp a, c})^{-1/2} &= \text{chol}(R_{y \sim u|a, c}^2) O_3^T, \\ \text{cov}(u_{\perp c})^{-1/2} \text{cov}(u_{\perp a, c})^{1/2} &= \text{chol}(I - R_{u \sim a|c}^2) O_4^T. \end{aligned}$$

(ii) Let  $O_1 = O_4^T O_3$ . Given observables  $\{y, a, c\}$ , the parameters  $\{R_{y \sim u|a, c}^2, R_{a \sim u|c}^2\}$  can take arbitrary values in  $\{A \in \mathbb{S}_{\dim(y)}^+ : \lambda_{\max}(A) < 1\} \times \{B \in \mathbb{S}_{\dim(a)}^+ : \lambda_{\max}(B) < 1\}$ , and further given  $\{R_{y \sim u|a, c}^2, R_{a \sim u|c}^2\}$ , the parameters  $\{O_1, O_2\}$  can take arbitrary values in  $V_{\dim(u) \times \text{rank}(R_{y \sim u|a, c}^2)} \times V_{\dim(u) \times \text{rank}(R_{a \sim u|c}^2)}$ .

Similar to Theorems 1 and 2, we can propose a sensitivity analysis procedure for the matrix coefficient  $\tilde{\gamma}_1$  in (20), with prespecified sensitivity parameters  $\{R_{y \sim u|a, c}^2, R_{a \sim u|c}^2, O_1, O_2\}$ . We present its application to sensitivity analysis for the direct and indirect effects with multiple mediators in the Supplementary Material.

## 8. Discussion

Theorems 1 and 2 are the building blocks of our sensitivity analysis. The linear regression formulation is particular useful for the Baron–Kenny method. Recently, Cinelli et al. (2019) extended it to sensitivity analysis in linear structural causal models and Cinelli and Hazlett (2020b) extended it to sensitivity analysis in instrumental variable studies. It is of great interest to further explore the applications of Theorems 1–3.

Chernozhukov et al. (2021) has provided an important extension based on the partial linear model. It is of great interest to extend them to accommodate general nonlinear models based on nonparametric  $R^2$ . VanderWeele (2015) surveyed many advanced approaches for mediation analysis based on general definitions of direct and indirect effects. Despite the serious efforts made in the literature (e.g., VanderWeele 2010; Tchetgen and Shpitser 2012; Ding and Vanderweele 2016),

general sharp and interpretable sensitivity analysis methods are still lacking in the literature. This is an important future research direction.

We focus on a single mediator or a low dimensional vector of mediators. Modern genetic studies often have high dimensional mediators (Song et al. 2020; Zhou et al. 2020; Yang et al. 2021). It is important to extend our sensitivity analysis method to handle this more challenging setting. In particular, Song et al. (2020) and Yang et al. (2021) discussed alternative measures of mediation. It is curious to extend our results to those measures.

## References

- Anderson, T. W. (2003). *An Introduction to Multivariate Statistical Analysis* (3rd ed.). New York: Wiley.
- Angrist, J. D. and J.-S. Pischke (2008). *Mostly Harmless Econometrics*. Princeton: Princeton University Press.
- Baron, R. M. and D. A. Kenny (1986). The moderator–mediator variable distinction in social psychological research: Conceptual, strategic, and statistical considerations. *Journal of Personality and Social Psychology* 51, 1173–1182.
- Blackwell, M. (2014). A selection bias approach to sensitivity analysis for causal effects. *Political Analysis* 22, 169–182.
- Chernozhukov, V., C. Cinelli, W. Newey, A. Sharma, and V. Syrgkanis (2021). Omitted variable bias in machine learned causal models. *arXiv preprint arXiv:2112.13398*.
- Chong, A., I. Cohen, E. Field, E. Nakasone, and M. Torero (2016). Iron deficiency and schooling attainment in Peru. *American Economic Journal: Applied Economics* 8, 222–55.
- Cinelli, C. and C. Hazlett (2020a). Making sense of sensitivity: Extending omitted variable bias. *Journal of the Royal Statistical Society: Series B (Statistical Methodology)* 82, 39–67.
- Cinelli, C. and C. Hazlett (2020b). An omitted variable bias framework for sensitivity analysis of instrumental variables. *Work. Pap.*
- Cinelli, C., D. Kumor, B. Chen, J. Pearl, and E. Bareinboim (2019). Sensitivity analysis of linear structural causal models. In *International conference on machine learning*, pp. 1252–1261. PMLR.
- Cochran, W. G. (1938). The omission or addition of an independent variate in multiple linear regression. *Supplement to the Journal of the Royal Statistical Society* 5, 171–176.
- Cornfield, J., W. Haenszel, E. C. Hammond, A. M. Lilienfeld, M. B. Shimkin, and E. L. Wynder (1959). Smoking and lung cancer: recent evidence and a discussion of some questions. *Journal of the National Cancer Institute* 22, 173–203.

- Cox, D. R. (2007). On a generalization of a result of W. G. Cochran. *Biometrika* 94, 755–759.
- Daniel, R. M., B. L. De Stavola, S. N. Cousens, and S. Vansteelandt (2015). Causal mediation analysis with multiple mediators. *Biometrics* 71, 1–14.
- Ding, P. and T. J. VanderWeele (2016). Sensitivity analysis without assumptions. *Epidemiology* 27, 368–377.
- Ding, P. and T. J. Vanderweele (2016). Sharp sensitivity bounds for mediation under unmeasured mediator-outcome confounding. *Biometrika* 103, 483–490.
- Frank, K. A. (2000). Impact of a confounding variable on a regression coefficient. *Sociological Methods and Research* 29, 147–194.
- Hosman, C. A., B. B. Hansen, and P. W. Holland (2010). The sensitivity of linear regression coefficients’ confidence limits to the omission of a confounder. *Annals of Applied Statistics* 4, 849–870.
- Imai, K., L. Keele, and T. Yamamoto (2010). Identification, inference and sensitivity analysis for causal mediation effects. *Statistical Science* 25, 51–71.
- Imbens, G. W. (2003). Sensitivity to exogeneity assumptions in program evaluation. *American Economic Review* 93, 126–132.
- Jose, P. E. (2013). *Doing Statistical Mediation and Moderation*. New York, NY: Guilford Press.
- Lin, D. Y., B. M. Psaty, and R. A. Kronmal (1998). Assessing the sensitivity of regression results to unmeasured confounders in observational studies. *Biometrics* 54, 948–963.
- Lyubomirsky, S. and H. S. Lepper (1999). A measure of subjective happiness: Preliminary reliability and construct validation. *Social Indicators Research* 46, 137–155.
- McCullough, M. E., R. A. Emmons, and J.-A. Tsang (2002). The grateful disposition: a conceptual and empirical topography. *Journal of Personality and Social Psychology* 82, 112–127.
- Pearl, J. (2001). Direct and indirect effects. In J. S. Breese and D. Koller (Eds.), *Proceedings of the 17th Conference on Uncertainty in Artificial Intelligence*, pp. 411–420. pp. 411–420. San Francisco: Morgan Kaufmann Publishers Inc.
- Robins, J. M. and S. Greenland (1992). Identifiability and exchangeability for direct and indirect effects. *Epidemiology* 3, 143–155.
- Rosenbaum, P. R. and D. B. Rubin (1983). Assessing sensitivity to an unobserved binary covariate in an observational study with binary outcome. *Journal of the Royal Statistical Society - Series B (Statistical Methodology)* 45, 212–218.

- Rothman, K. J., S. Greenland, and T. L. Lash (2008). *Modern Epidemiology* (3rd ed.). Wolters Kluwer Health/Lippincott Williams & Wilkins Philadelphia.
- Song, Y., X. Zhou, M. Zhang, W. Zhao, Y. Liu, S. L. R. Kardia, A. V. D. Roux, B. L. Needham, J. A. Smith, and B. Mukherjee (2020). Bayesian shrinkage estimation of high dimensional causal mediation effects in omics studies. *Biometrics* 76, 700–710.
- Steen, J., T. Loeys, B. Moerkerke, and S. Vansteelandt (2017). Flexible mediation analysis with multiple mediators. *American Journal of Epidemiology* 186, 184–193.
- Tchetgen, E. J. T. and I. Shpitser (2012). Semiparametric theory for causal mediation analysis: efficiency bounds, multiple robustness, and sensitivity analysis. *Annals of Statistics* 40, 1816–1845.
- VanderWeele, T. J. (2010). Bias formulas for sensitivity analysis for direct and indirect effects. *Epidemiology* 21, 540–551.
- VanderWeele, T. J. (2015). *Explanation in causal inference: methods for mediation and interaction*. Oxford: Oxford University Press.
- VanderWeele, T. J. and P. Ding (2017). Sensitivity analysis in observational research: introducing the E-value. *Annals of Internal Medicine* 167, 268–274.
- VanderWeele, T. J. and S. Vansteelandt (2013). Mediation analysis with multiple mediators. *Epidemiologic Methods* 2, 95–115.
- Yang, T., J. Niu, H. Chen, and P. Wei (2021). Estimation of total mediation effect for high-dimensional omics mediators. *BMC Bioinformatics* 22, 1–17.
- Zhou, R. R., L. Wang, and S. D. Zhao (2020). Estimation and inference for the indirect effect in high-dimensional linear mediation models. *Biometrika* 107, 573–589.



## Supplementary material

Section A presents all the parallel results based on Cinelli and Hazlett (2020a)'s sample least squares under homoskedasticity. We also discuss the difficulties of this formulation.

Section B presents the sensitivity analysis method for the Baron–Kenny approach based on the difference method. We do not recommend it and will discuss reasons there.

Section C presents the general results with multiple unmeasured confounders.

Section D presents all the proofs.

### A. Sensitivity analysis based on Cinelli and Hazlett (2020a)'s original strategy

#### A.1. Sensitivity analysis for the coefficients in sample least-squares

We introduce some further notations. Let  $\hat{\text{var}}(\cdot)$  denote the sample variance of a vector,  $\hat{\text{cov}}(\cdot)$  denote the sample covariance matrix of a data matrix, and  $\hat{\text{corr}}(\cdot)$  denote the sample correlation of two vectors.

Consider the long and short sample least-squares regressions with and without  $U$ :

$$\begin{aligned} Y &= A\hat{\gamma}_1^{\text{unobs}} + C\hat{\gamma}_2^{\text{unobs}} + U\hat{\gamma}_3^{\text{unobs}} + Y_{\perp A,C,U}, \\ Y &= A\hat{\gamma}_1^{\text{obs}} + C\hat{\gamma}_2^{\text{obs}} + Y_{\perp A,C}, \end{aligned} \tag{21}$$

where  $Y, A, U$  are  $n \times 1$  vectors and  $C$  is an  $n \times p$  matrix including the column of 1's. Recall the definition of the sample  $R^2$ .

**Definition 6.** For  $n \times 1$  vector  $Y$ ,  $n \times p$  matrix  $X$  and  $n \times q$  matrix  $Z$ , define the  $R^2$  of  $Y$  on  $X$  as  $R_{Y \sim X}^2 = 1 - \hat{\text{var}}(Y_{\perp X})/\hat{\text{var}}(Y)$  if  $\hat{\text{var}}(Y) \neq 0$ , and the  $R^2$  of  $Y$  on  $X$  given  $Z$  as  $R_{Y \sim Z|X}^2 = 1 - \hat{\text{var}}(Y_{\perp X,Z})/\hat{\text{var}}(Y_{\perp X})$  if  $\hat{\text{var}}(Y_{\perp X}) \neq 0$ .

Let  $\hat{\text{se}}$  denote the classic standard error of the least-squares coefficient under the homoskedasticity assumption. Similar to Theorem 1, we have the following Theorem 4.

**Theorem 4.** (i) Based on (21), assume  $\hat{\text{cov}}\{(Y_{\perp C}, A_{\perp C}, U_{\perp C})\}$  is invertible. We have

$$\hat{\gamma}_1^{\text{unobs}} = \hat{\gamma}_1^{\text{obs}} + S \left( \frac{R_{Y \sim U|A,C}^2 R_{A \sim U|C}^2}{1 - R_{A \sim U|C}^2} \right)^{1/2} \frac{\|Y_{\perp A,C}\|_2}{\|A_{\perp C}\|_2}, \tag{22}$$

and

$$\hat{\text{se}}(\hat{\gamma}_1^{\text{unobs}}) = \hat{\text{se}}(\hat{\gamma}_1^{\text{obs}}) \left( \frac{1 - R_{Y \sim U|A,C}^2}{1 - R_{A \sim U|C}^2} \frac{\text{df}}{\text{df} - 1} \right)^{1/2}, \tag{23}$$

where

$$S = \text{sgn}(\hat{\gamma}_1^{\text{unobs}} - \hat{\gamma}_1^{\text{obs}}), \quad \text{df} = n - p - 1.$$

(ii) Assume  $n \geq p + 3$ . Given the observed data  $\{Y, A, C\}$ , the parameters  $\{R_{Y \sim U|A,C}^2, R_{A \sim U|C}^2\}$  can take arbitrary values in  $[0, 1]^2$ , and  $\{R_{Y \sim U|A,C}^2, R_{A \sim U|C}^2, S\}$  can take arbitrary value in  $(0, 1)^2 \times \{-1, 1\}$ .

The formulas in (22) and (23) are due to Cinelli and Hazlett (2020a), whereas the sharpness result is new. Based on Theorem 4, we summarize the sensitivity analysis procedure of Cinelli and Hazlett (2020a) as Algorithm 6 below.

**Algorithm 6.** A sensitivity analysis procedure for the coefficient  $\hat{\gamma}_1^{\text{obs}}$  based on (21), with prespecified sensitivity parameters  $\{R_{Y \sim U|A,C}^2, R_{A \sim U|C}^2, S\}$ , where  $S = \text{sgn}(\hat{\gamma}_1^{\text{unobs}} - \hat{\gamma}_1^{\text{obs}})$ :

- (a) compute  $\hat{\gamma}_1^{\text{unobs}}$  and  $\hat{\text{se}}(\hat{\gamma}_1^{\text{unobs}})$  by (22) and (23);
- (b) return the point estimate  $\hat{\gamma}_1^{\text{unobs}}$ , standard error  $\hat{\text{se}}(\hat{\gamma}_1^{\text{unobs}})$ , and  $t$  statistic  $\hat{\gamma}_1^{\text{unobs}}/\hat{\text{se}}(\hat{\gamma}_1^{\text{unobs}})$ .

If we specify  $\{R_{Y \sim U|A,C}^2, R_{A \sim U|C}^2, S\}$ , then we apply Theorem 4 directly; if we only specify  $\{R_{Y \sim U|A,C}^2, R_{A \sim U|C}^2\}$  without  $S$ , we report the point estimate, standard error, and  $t$  statistic under the worst case of the sign.

## A.2. Sensitivity analysis for the direct effect

Consider the long and short sample least-squares regressions with  $U$ :

$$\begin{aligned} M &= A\hat{\beta}_1^{\text{unobs}} + C\hat{\beta}_2^{\text{unobs}} + U\hat{\beta}_3^{\text{unobs}} + M_{\perp A,C,U}, \\ Y &= A\hat{\theta}_1^{\text{unobs}} + C\hat{\theta}_2^{\text{unobs}} + M\hat{\theta}_3^{\text{unobs}} + U\hat{\theta}_4^{\text{unobs}} + Y_{\perp A,C,M,U}, \end{aligned} \quad (24)$$

and without  $U$ :

$$\begin{aligned} M &= A\hat{\beta}_1^{\text{obs}} + C\hat{\beta}_2^{\text{obs}} + M_{\perp A,C}, \\ Y &= A\hat{\theta}_1^{\text{obs}} + C\hat{\theta}_2^{\text{obs}} + M\hat{\theta}_3^{\text{obs}} + Y_{\perp A,C,M}, \end{aligned} \quad (25)$$

respectively, where  $Y, M, A, U$  are  $n \times 1$  vectors and  $C$  is an  $n \times p$  matrix. For the direct effect, the observed estimator is  $\hat{\theta}_1^{\text{obs}}$  with classical standard error  $\hat{\text{se}}(\hat{\theta}_1^{\text{obs}})$ , and the unobserved estimator is  $\hat{\theta}_1^{\text{unobs}}$  with classical standard error  $\hat{\text{se}}(\hat{\theta}_1^{\text{unobs}})$ . By applying Theorem 4, we have

$$\hat{\theta}_1^{\text{unobs}} = \hat{\theta}_1^{\text{obs}} + S_8 \left( \frac{R_{Y \sim U|A,M,C}^2 R_{A \sim U|M,C}^2}{1 - R_{A \sim U|M,C}^2} \right)^{1/2} \frac{\|Y_{\perp A,M,C}\|_2}{\|A_{\perp C,M}\|_2}, \quad (26)$$

and

$$\hat{\text{se}}(\hat{\theta}_1^{\text{unobs}}) = \hat{\text{se}}(\hat{\theta}_1^{\text{obs}}) \left( \frac{n - p - 2}{n - p - 3} \cdot \frac{1 - R_{Y \sim U|A,M,C}^2}{1 - R_{A \sim U|M,C}^2} \right)^{1/2}. \quad (27)$$

where  $S_8 = \text{sgn}(\hat{\theta}_1^{\text{unobs}} - \hat{\theta}_1^{\text{obs}})$ . Unfortunately,  $R_{A \sim U|C,M}^2$  is not a parameter corresponding to the factorization of the joint distribution based on Figure 1(b). Similar to Proposition 1, we can express  $R_{A \sim U|C,M}^2$  based on the natural  $R^2$ 's in Corollary 9 below.

**Corollary 9.** Based on (24) and (25), assume  $\text{c}\hat{\text{ov}}\{(Y_{\perp C}, M_{\perp C}, A_{\perp C}, U_{\perp C})\}$  is invertible. We have

$$R_{A \sim U|C, M}^2 = \begin{cases} 1 - \frac{(1-R_{A \sim U|C}^2)(1-R_{M \sim U|A, C}^2)}{1-(S_9 v_1 + v_2)^2} & \text{if } R_{M \sim U|A, C}^2 \neq 0, \\ 1 - \frac{1-R_{A \sim U|C}^2}{1-v_1^2} & \text{if } R_{M \sim U|A, C}^2 = 0, \end{cases}$$

where

$$\begin{aligned} v_1 &= (R_{A \sim U|C}^2 R_{M \sim A|C}^2)^{1/2}, \\ v_2 &= \left\{ R_{M \sim U|A, C}^2 (1 - R_{A \sim U|C}^2) (1 - R_{M \sim A|C}^2) \right\}^{1/2}, \\ S_9 &= \text{sgn}\{\hat{\beta}_1^{\text{obs}}(\hat{\beta}_1^{\text{obs}} - \hat{\beta}_1^{\text{unobs}})\}. \end{aligned}$$

Define  $R_U^2 = \{R_{Y \sim U|A, M, C}^2, R_{M \sim U|A, C}^2, R_{A \sim U|C}^2\}$  as the set of partial  $R^2$  parameters, which naturally correspond to the factorization of the likelihood based on Figure 1(b). With fixed  $R_U^2$  and the signs of the bias terms, we can first compute  $R_{A \sim U|M, C}^2$  and then obtain the point estimate  $\hat{\theta}_1^{\text{unobs}}$  and standard error  $\hat{\text{se}}(\hat{\theta}_1^{\text{unobs}})$ . We summarize the sensitivity analysis procedure in the Algorithm 7 below.

**Algorithm 7.** A sensitivity analysis procedure for the direct effect based on (24) and (25), with prespecified sensitivity parameters  $\{R_U^2, S_8, S_9\}$ , where  $S_8 = \text{sgn}(\hat{\theta}_1^{\text{unobs}} - \hat{\theta}_1^{\text{obs}})$  and  $S_9$  is given in Corollary 9:

- (a) compute  $R_{M \sim A|C}^2$  from the least-squares fit of the observed data  $M$  on  $(A, C)$ ;
- (b) compute  $R_{A \sim U|M, C}^2$  by Corollary 9;
- (c) compute  $\hat{\theta}_1^{\text{unobs}}$  and  $\hat{\text{se}}(\hat{\theta}_1^{\text{unobs}})$  by (26) and (27);
- (d) return the point estimate  $\hat{\theta}_1^{\text{unobs}}$ , standard error  $\hat{\text{se}}(\hat{\theta}_1^{\text{unobs}})$ , and  $t$  statistic  $\hat{\theta}_1^{\text{unobs}}/\hat{\text{se}}(\hat{\theta}_1^{\text{unobs}})$ .

Without specifying  $S_8$  and  $S_9$ , we report the results based on  $R_U^2$  with the worst case of the signs. The sensitivity analysis in Algorithm 7 is sharp by Corollary 1 below.

**Corollary 10.** Assume  $\text{c}\hat{\text{ov}}\{(Y_{\perp C}, M_{\perp C}, A_{\perp C}, U_{\perp C})\}$  is invertible and  $n \geq p+4$ . Given the observed data  $\{Y, M, A, C\}$ , the parameters  $R_U^2$  can take arbitrary values in  $[0, 1]^3$ , and if  $\hat{\beta}_1^{\text{obs}} \neq 0$ , then  $\{R_U^2, S_8, S_9\}$  can take arbitrary values in  $(0, 1)^3 \times \{-1, 1\}^2 \setminus E_0$ , where  $E_0$  is the set of all possible parameters such that  $R_{A \sim U|M, C}^2 = 0$ .

If  $\hat{\beta}_1^{\text{obs}} = 0$ , then  $S_9$  must be 0; and if  $R_{a \sim u|m, c}^2 = 0$ , then  $S_8$  must be 0. Similarly, the exceptional set  $E_0$  in Corollary 10 refers to an uninteresting edge case in which the bias of the direct effect is 0. Given the observed data  $\{Y, M, A, C\}$ , the  $R_{M \sim A|C}^2$  is fixed and observable, and therefore,  $E_0$  can be determined by Corollary 9.

### A.3. Sensitivity analysis for the indirect effect

We only consider the product method for the indirect effect because the difference method is more difficult: besides the effort to represent the unnatural  $R^2$  parameters by natural ones, the inference

of the difference method estimator depends on the robust standard error, which is not permitted by Cinelli and Hazlett (2020a)'s original result. See Section A.4 below for more details.

For the indirect effect, the observed estimator is  $\hat{\beta}_1^{\text{obs}}\hat{\theta}_3^{\text{obs}}$  and the unobserved estimator is  $\hat{\beta}_1^{\text{unobs}}\hat{\theta}_3^{\text{unobs}}$ . By the delta method, the observed classical standard error is  $\{(\hat{\beta}_1^{\text{obs}})^2\hat{\text{se}}^2(\hat{\theta}_3^{\text{obs}}) + (\hat{\theta}_3^{\text{obs}})^2\hat{\text{se}}^2(\hat{\beta}_1^{\text{obs}})\}^{1/2}$ , and the unobserved classical standard error is

$$\{(\hat{\beta}_1^{\text{unobs}})^2\hat{\text{se}}^2(\hat{\theta}_3^{\text{unobs}}) + (\hat{\theta}_3^{\text{unobs}})^2\hat{\text{se}}^2(\hat{\beta}_1^{\text{unobs}})\}^{1/2}. \quad (28)$$

By applying Theorem 4, we can obtain

$$\begin{aligned} \hat{\beta}_1^{\text{unobs}} &= \hat{\beta}_1^{\text{obs}} + S_{10} \left( \frac{R_{M \sim U|A,C}^2 R_{A \sim U|C}^2}{1 - R_{A \sim U|C}^2} \right)^{1/2} \frac{\|M_{\perp A,C}\|_2}{\|A_{\perp C}\|_2}, \\ \hat{\theta}_3^{\text{unobs}} &= \hat{\theta}_3^{\text{obs}} + S_{11} \left( \frac{R_{Y \sim U|A,C,M}^2 R_{M \sim U|A,C}^2}{1 - R_{M \sim U|A,C}^2} \right)^{1/2} \frac{\|Y_{\perp A,C,M}\|_2}{\|M_{\perp A,C}\|_2}, \end{aligned} \quad (29)$$

where  $S_{10} = \text{sgn}(\hat{\beta}_1^{\text{unobs}} - \hat{\beta}_1^{\text{obs}})$  and  $S_{11} = \text{sgn}(\hat{\theta}_3^{\text{unobs}} - \hat{\theta}_3^{\text{obs}})$ ; and obtain

$$\begin{aligned} \hat{\text{se}}(\hat{\beta}_1^{\text{unobs}}) &= \hat{\text{se}}(\hat{\beta}_1^{\text{obs}}) \left( \frac{n-p-1}{n-p-2} \cdot \frac{1 - R_{M \sim U|A,C}^2}{1 - R_{A \sim U|C}^2} \right)^{1/2}, \\ \hat{\text{se}}(\hat{\theta}_3^{\text{unobs}}) &= \hat{\text{se}}(\hat{\theta}_3^{\text{obs}}) \left( \frac{n-p-2}{n-p-3} \cdot \frac{1 - R_{Y \sim U|A,C,M}^2}{1 - R_{M \sim U|A,C}^2} \right)^{1/2}. \end{aligned} \quad (30)$$

The above formulas are based on natural parameters in  $R_U^2$ . For fixed  $R_U^2$  and the signs of some bias terms, we can directly obtain the point estimate  $\hat{\beta}_1^{\text{unobs}}\hat{\theta}_3^{\text{unobs}}$  and standard error  $\hat{\text{se}}(\hat{\beta}_1^{\text{unobs}}\hat{\theta}_3^{\text{unobs}})$ . We summarize the sensitivity analysis procedure in the Algorithm 8 below.

**Algorithm 8.** *A sensitivity analysis procedure for the indirect effect based on (24) and (25), with prespecified sensitivity parameters  $\{R_U^2, S_{10}, S_{11}\}$ , where  $S_{10} = \text{sgn}(\hat{\beta}_1^{\text{unobs}} - \hat{\beta}_1^{\text{obs}})$  and  $S_{11} = \text{sgn}(\hat{\theta}_3^{\text{unobs}} - \hat{\theta}_3^{\text{obs}})$ :*

- (a) compute  $\hat{\beta}_1^{\text{unobs}}$ ,  $\hat{\theta}_3^{\text{unobs}}$ ,  $\hat{\text{se}}(\hat{\beta}_1^{\text{unobs}})$  and  $\hat{\text{se}}(\hat{\theta}_3^{\text{unobs}})$  by (29) and (30);
- (b) compute the standard error  $\hat{\text{se}}(\hat{\beta}_1^{\text{unobs}}\hat{\theta}_3^{\text{unobs}})$  by (28);
- (c) return the point estimate  $\hat{\beta}_1^{\text{unobs}}\hat{\theta}_3^{\text{unobs}}$ , standard error  $\hat{\text{se}}(\hat{\beta}_1^{\text{unobs}}\hat{\theta}_3^{\text{unobs}})$ , and  $t$  statistic  $\hat{\beta}_1^{\text{unobs}}\hat{\theta}_3^{\text{unobs}}/\hat{\text{se}}(\hat{\beta}_1^{\text{unobs}}\hat{\theta}_3^{\text{unobs}})$ .

Again, without specifying  $S_{10}$  and  $S_{11}$ , we report the results based on  $R_U^2$  with the worst case of the signs. The sensitivity analysis in Algorithm 8 is sharp by Corollary 2 below.

**Corollary 11.** *Assume  $\text{cov}\{(Y_{\perp C}, M_{\perp C}, A_{\perp C}, U_{\perp C})\}$  is invertible and  $n \geq p+4$ . Given the observed data  $\{Y, M, A, C\}$ , the parameters  $\{R_U^2, S_{10}, S_{11}\}$  can take arbitrary values in  $(0, 1)^3 \times \{-1, 1\}^2$ .*

#### A.4. Difficulty of Cinelli and Hazlett (2020a)'s method for robust standard errors

Theorem 4 provides a useful tool for sensitivity analysis of coefficients from least-squares regression. As an important limitation, Cinelli and Hazlett (2020a) only considered the ratio of classical standard errors. Unfortunately, it is nontrivial to extend their result to the ratio of robust standard errors. Let  $\tilde{se}$  denote the robust standard error. We can rewrite the ratio of the robust standard errors as

$$\frac{\tilde{se}(\hat{\gamma}_1^{\text{unobs}})}{\tilde{se}(\hat{\gamma}_1^{\text{obs}})} = \frac{\hat{se}(\hat{\gamma}_1^{\text{obs}})}{\tilde{se}(\hat{\gamma}_1^{\text{obs}})} \cdot \frac{\hat{se}(\hat{\gamma}_1^{\text{unobs}})}{\hat{se}(\hat{\gamma}_1^{\text{obs}})} \cdot \frac{\tilde{se}(\hat{\gamma}_1^{\text{unobs}})}{\tilde{se}(\hat{\gamma}_1^{\text{obs}})},$$

where the first term is observable, the second term is the ratio of classic standard error, and the third term is unobservable and difficult to deal with because its finite-sample variance depends on higher moments of the unobserved confounder. In particular, we can prove that the third term converges in probability to

$$\frac{\tilde{se}(\hat{\gamma}_1^{\text{unobs}})}{\tilde{se}(\hat{\gamma}_1^{\text{obs}})} \rightarrow \frac{E(y_{\perp a,c,u}^2 a_{\perp c,u}^2)}{E(y_{\perp a,c,u}^2)E(a_{\perp c,u}^2)},$$

under finite fourth moment assumptions. It is unbounded without further constraints on  $u$ , which implies that the precise value of the robust standard error depends on some higher order moments that cannot be bounded by the  $R^2$  parameters. Thus Cinelli and Hazlett (2020a)'s method does not easily generalize to deal with heteroskedasticity and model misspecification.

## B. Sensitivity analysis for the indirect effect based on the difference method

### B.1. Single mediator

Based on (1), (5) and (6), the true indirect effect by the difference method is  $\gamma_1 - \theta_1$ . By Theorem 1, for fixed  $R_{y \sim u|a,c}^2$ ,  $R_{a \sim u|c}^2$ ,  $R_{y \sim u|a,c,m}^2$ ,  $R_{a \sim u|m,c}^2$ ,  $S_{12} = \text{sgn}(\gamma_1 - \tilde{\gamma}_1)$  and  $S_1 = \text{sgn}(\theta_1 - \tilde{\theta}_1)$ , we can use the estimator

$$\hat{\gamma}_1 = \hat{\gamma}_1^{\text{obs}} + S_{12} \left( \frac{R_{y \sim u|a,c}^2 R_{a \sim u|c}^2}{1 - R_{a \sim u|c}^2} \right)^{1/2} \frac{\|Y_{\perp A,C}\|_2}{\|A_{\perp C}\|_2} \quad (31)$$

for  $\gamma_1$  and the estimator (7) for  $\theta_1$ . Unfortunately,  $R_{a \sim u|m,c}^2$  in (7) and  $R_{y \sim u|a,c}^2$  in (31) are not natural parameters. Nevertheless, we have already shown in Proposition 1 that  $R_{a \sim u|m,c}^2$  can be represented by natural sensitivity parameters  $R_{m \sim u|a,c}^2$  and  $R_{a \sim u|c}^2$ , as well as the observable parameter  $R_{m \sim a|c}^2$ . Proposition 3 below further shows that  $R_{y \sim u|a,c}^2$  can be represented by the natural sensitivity parameters  $R_{y \sim u|a,m,c}^2$  and  $R_{m \sim u|a,c}^2$ , as well as the observable parameter  $R_{y \sim m|a,c}^2$ .

**Proposition 3.** *Based on (1), (5) and (6), assume  $\text{cov}\{(y_{\perp c}, m_{\perp c}, a_{\perp c}, u_{\perp c})\}$  is invertible. We*

have

$$R_{y \sim u|a,c}^2 = \begin{cases} (S_{13}v_1 + v_2)^2 & \text{if } R_{y \sim u|a,m,c}^2 \neq 0, \\ v_1^2 & \text{otherwise,} \end{cases}$$

where

$$\begin{aligned} v_1 &= (R_{m \sim u|a,c}^2 R_{y \sim m|a,c}^2)^{1/2}, \\ v_2 &= \left\{ R_{y \sim u|a,m,c}^2 (1 - R_{m \sim u|a,c}^2) (1 - R_{y \sim m|a,c}^2) \right\}^{1/2}, \\ S_{13} &= \text{sgn}\{\tilde{\theta}_3(\tilde{\theta}_3 - \theta_3)\}. \end{aligned}$$

Therefore, with prespecified  $R_u^2$  and the signs of some bias terms, we can first estimate  $R_{a \sim u|m,c}^2$  by Proposition 1 and  $R_{y \sim u|a,c}^2$  by Proposition 3, and then obtain the point estimate  $\hat{\theta}_1 - \hat{\gamma}_1$ . We summarize the sensitivity analysis procedure in Algorithm 9 below.

**Algorithm 9.** *A sensitivity analysis procedure for the indirect effect  $\tilde{\theta}_1 - \tilde{\gamma}_1$  based on (1), (5) and (6), with prespecified sensitivity parameters  $\{R_u^2, S_1, S_2, S_{12}, S_{13}\}$ , where  $S_1 = \text{sgn}(\theta_1 - \tilde{\theta}_1)$ ,  $S_2$  is given in Proposition 1,  $S_{12} = \text{sgn}(\gamma_1 - \tilde{\gamma}_1)$ , and  $S_{13}$  is given in Proposition 3:*

- (a) estimate  $R_{m \sim a|c}^2$  from the least-squares fit of the observed data  $M$  on  $(A, C)$ ;
- (b) estimate  $R_{a \sim u|m,c}^2$  by Proposition 1;
- (c) estimate  $R_{y \sim m|a,c}^2$  from the least-squares fit of the observed data  $Y$  on  $(A, C, M)$ ;
- (d) estimate  $R_{y \sim u|a,c}^2$  by Proposition 3;
- (e) compute  $\hat{\theta}_1$  by (7) and  $\hat{\gamma}_1$  by (31) with the estimated  $R_{a \sim u|c,m}^2$  and  $R_{y \sim u|a,c}^2$ ;
- (f) obtain the standard error  $\hat{\text{se}}(\hat{\theta}_1 - \hat{\gamma}_1)$  by the nonparametric bootstrap;
- (g) return the point estimate  $\hat{\theta}_1 - \hat{\gamma}_1$ , standard error  $\hat{\text{se}}(\hat{\theta}_1 - \hat{\gamma}_1)$ , and  $t$  statistic  $(\hat{\theta}_1 - \hat{\gamma}_1)/\hat{\text{se}}(\hat{\theta}_1 - \hat{\gamma}_1)$ .

The sensitivity procedures for the difference and product methods are based on the same set of  $R^2$  sensitivity parameters. However, the difference method in Algorithm 9 is more complicated than Algorithm 3, because it requires to specify more signs of biases to estimate unnatural  $R^2$  parameters. Moreover, the signs  $S_1, S_2, S_{12}, S_{13}$  cannot freely take arbitrary values in  $\{-1, 1\}^4$  due to the constraint  $\beta_1 \theta_3 = \gamma_1 - \theta_1$ . Therefore, we recommend the sensitivity analysis procedure based on the product method for the indirect effect.

If the treatment assignment is randomized under the assumption  $a \perp\!\!\!\perp u \mid c$ , then the indirect effect estimator is  $\hat{\gamma}_1^{\text{obs}} - \hat{\theta}_1$  where  $\hat{\gamma}_1^{\text{obs}}$  is from (1) and  $\hat{\theta}_1$  is from (10). In this case, the sensitivity analysis procedure is based on parameters  $R_{y \sim u|a,c,m}^2$ ,  $R_{m \sim u|a,c}^2$  and  $S_1 = \text{sgn}(\theta_1 - \tilde{\theta}_1)$ . It is sharp by Corollary 3.

## B.2. Multiple mediators

Based on (1), (12) and (13), the true indirect effect by the difference method is  $\gamma_1 - \theta_1$ . By Theorem 1, for fixed  $R_{y \sim u|a,c}^2$ ,  $R_{a \sim u|c}^2$ ,  $R_{y \sim u|a,m,c}^2$ ,  $R_{a \sim u|m,c}^2$ ,  $S_{12} = \text{sgn}(\gamma_1 - \tilde{\gamma}_1)$  and  $S_1 = \text{sgn}(\theta_1 - \tilde{\theta}_1)$ , we can use (31) to estimate  $\gamma_1$  and (7) to estimate  $\theta_1$ . Unfortunately,  $R_{a \sim u|m,c}^2$  in (7) and  $R_{y \sim u|a,c}^2$  in (31) are not natural parameters. Nevertheless, Proposition 2 above shows that  $R_{a \sim u|m,c}^2$  can be represented by the natural sensitivity parameters  $R_{m \sim u|a,c}^2$  and  $R_{a \sim u|c}^2$ , as well as the observable parameter  $R_{m \sim a|c}^2$ . Proposition 4 below further shows that  $R_{y \sim u|a,c}^2$  can be represented by the natural sensitivity parameters  $R_{y \sim u|a,m,c}^2$  and  $R_{m \sim u|a,c}^2$ , as well as the observable parameter  $R_{y \sim m|a,c}^2$ .

**Proposition 4.** *Based on (1), (12) and (13), assume  $\text{cov}\{(y_{\perp c}, m_{\perp c}, a_{\perp c}, u_{\perp c})\}$  is invertible. We have*

$$R_{y \sim u|a,c}^2 = \begin{cases} (S_{14}v_1 + v_2)^2 & \text{if } R_{y \sim u|a,m,c}^2 \neq 0, \\ v_1^2 & \text{otherwise,} \end{cases}$$

where

$$\begin{aligned} v_1 &= \text{chol}(R_{m \sim u|a,c}^2)^T \text{chol}(R_{m \sim y|a,c}^2), \\ v_2 &= \left[ R_{y \sim u|a,m,c}^2 \{1 - \text{trace}(R_{m \sim u|a,c}^2)\} \{1 - \text{trace}(R_{m \sim y|a,c}^2)\} \right]^{1/2}, \\ S_{14} &= \text{sgn}\{\text{cov}(y_{\perp a,m,c}, u_{\perp a,m,c})\} \cdot \text{sgn}_1 \left\{ \text{cov}(m_{\perp a,c})^{-1/2} \text{cov}(m_{\perp a,c}, u_{\perp a,c}) \right\} \cdot \\ &\quad \text{sgn}_1 \left\{ \text{cov}(m_{\perp a,c})^{-1/2} \text{cov}(m_{\perp a,c}, y_{\perp a,c}) \right\}. \end{aligned}$$

Therefore, with prespecified  $R_u^2$  and the signs of some bias terms, we can first estimate  $R_{a \sim u|m,c}^2$  by Proposition 2 and  $R_{y \sim u|a,c}^2$  by Proposition 4, and then obtain the point estimate  $\hat{\theta}_1 - \hat{\gamma}_1$ . We summarize the sensitivity analysis procedure in Algorithm 10 below.

**Algorithm 10.** *A sensitivity analysis procedure for the indirect effect  $\tilde{\theta}_1 - \tilde{\gamma}_1$  based on (1) and (12)–(13), with prespecified sensitivity parameters  $\{R_u^2, S_1, S_5, S_{12}, S_{14}\}$ , where  $S_1 = \text{sgn}(\theta_1 - \tilde{\theta}_1)$ ,  $S_5$  is given in Proposition 2,  $S_{12} = \text{sgn}(\gamma_1 - \tilde{\gamma}_1)$ , and  $S_{14}$  is given in Proposition 4:*

- (a) estimate  $R_{m \sim a|c}^2$  from the least-squares fit of the observed data  $M$  on  $(A, C)$ ;
- (b) estimate  $R_{a \sim u|m,c}^2$  by Proposition 2;
- (c) estimate  $R_{m \sim y|a,c}^2$  from the least-squares fit of the observed data  $M$  on  $(Y, A, C)$ ;
- (d) estimate  $R_{y \sim u|a,c}^2$  by Proposition 4;
- (e) compute  $\hat{\theta}_1$  by (7) and  $\hat{\gamma}_1$  by (31) with the estimated  $R_{a \sim u|m,c}^2$  and  $R_{y \sim u|a,c}^2$ ;
- (f) obtain the standard error  $\hat{\text{se}}(\hat{\theta}_1 - \hat{\gamma}_1)$  by the nonparametric bootstrap;
- (g) return the point estimate  $\hat{\theta}_1 - \hat{\gamma}_1$ , standard error  $\hat{\text{se}}(\hat{\theta}_1 - \hat{\gamma}_1)$ , and  $t$  statistic  $(\hat{\theta}_1 - \hat{\gamma}_1)/\hat{\text{se}}(\hat{\theta}_1 - \hat{\gamma}_1)$ .

Similar to the discussion in Section B.1, the difference method in Algorithm 10 is more complicated than Algorithm 5. Moreover, the signs  $S_1, S_5, S_{12}, S_{14}$  cannot freely take arbitrary values in  $\{-1, 1\}^4$ . Therefore, we recommend the sensitivity analysis procedure based on the product method for the indirect effect.

If the treatment assignment is randomized under the assumption  $a \perp\!\!\!\perp u \mid c$ , then the indirect effect estimator is  $\hat{\gamma}_1^{\text{obs}} - \hat{\theta}_1$  where  $\hat{\gamma}_1^{\text{obs}}$  is from (1) and  $\hat{\theta}_1$  is from (18). In this case, the sensitivity analysis procedure is based on parameters  $R_{y \sim u|a,c,m}^2$ ,  $R_{m \sim u|a,c}^2$ , and  $S_1 = \text{sgn}(\theta_1 - \tilde{\theta}_1)$ . It is sharp by Corollary 7.

## C. General results with vector unmeasured confounders

### C.1. Theorem 1

We first discuss the general result of Theorem 1. When the unobserved confounder  $u$  is a vector, the long and short regressions with and without  $u$  in (1) generalize to

$$\begin{aligned} y &= \gamma_1 a + \gamma_2^T c + \gamma_3^T u + y_{\perp a,c,u}, \\ y &= \tilde{\gamma}_1 a + \tilde{\gamma}_2^T c + y_{\perp a,c}. \end{aligned} \tag{32}$$

Let  $\tilde{u} = \gamma_3^T u$ , then the population least-squares regression of  $y$  on  $(a, c, \tilde{u})$  is  $y = \gamma_1 a + \gamma_2^T c + \tilde{u} + y_{\perp a,c,\tilde{u}}$ . This is because  $(\gamma_1, \gamma_2, \gamma_3)$  minimizes  $E\{(y - b_1 a - b_2^T c - b_3^T u)^2\}$  by definition, which implies that  $(\gamma_1, \gamma_2, 1)$  minimizes  $E\{(y - b_1 a - b_2^T c - b_3 \tilde{u})^2\}$ . By Theorem 1, we have

$$\gamma_1 = \tilde{\gamma}_1 + \text{sgn}(\gamma_1 - \tilde{\gamma}_1) \left( \frac{R_{y \sim \tilde{u}|a,c}^2 R_{a \sim \tilde{u}|c}^2}{1 - R_{a \sim \tilde{u}|c}^2} \right)^{1/2} \left\{ \frac{\text{var}(y_{\perp a,c})}{\text{var}(a_{\perp c})} \right\}^{1/2}.$$

This formula is based on sensitivity parameters  $\{R_{y \sim \tilde{u}|a,c}^2, R_{a \sim \tilde{u}|c}^2, \text{sgn}(\gamma_1 - \tilde{\gamma}_1)\}$ . Since  $\text{var}(y_{\perp a,\tilde{u},c}) = \text{var}(y_{\perp a,u,c})$  and  $\text{var}(a_{\perp \tilde{u},c}) \geq \text{var}(a_{\perp u,c})$ , we have  $R_{y \sim \tilde{u}|a,c}^2 = R_{y \sim u|a,c}^2$  and  $R_{a \sim \tilde{u}|c}^2 \leq R_{a \sim u|c}^2$  by Definition 2.

For the sensitivity analysis for the coefficient  $\gamma_1$  based on (32), we can still apply Algorithm 1 with  $\{R_{y \sim \tilde{u}|a,c}^2, R_{a \sim \tilde{u}|c}^2, \text{sgn}(\gamma_1 - \tilde{\gamma}_1)\}$  as an input, where  $R_{y \sim \tilde{u}|a,c}^2 = R_{y \sim u|a,c}^2$  and  $R_{a \sim \tilde{u}|c}^2 \leq R_{a \sim u|c}^2$ . This implies that as vector  $u$  varies under the condition  $\max\{R_{y \sim u|a,c}^2, R_{a \sim u|c}^2\} \leq \rho$ , the set of all possible outputs is exactly the same as the set of outputs as scalar  $u$  varies under the same condition. Therefore, for a fixed vector  $u$ , Algorithm 1 can be conservative to recover  $\gamma_1$ , but if we allow  $u$  to vary under the condition  $\max\{R_{y \sim u|a,c}^2, R_{a \sim u|c}^2\} \leq \rho$ , it is not restrictive to assume  $u$  is a scalar.

### C.2. Direct effect with a single mediator

Next, we discuss the sensitivity analysis for the direct effect with a single mediator. When the unobserved confounder  $u$  is a vector, long and short regressions with and without  $u$  in (5) and (6)



generalize to

$$\begin{aligned} m &= \beta_1 a + \beta_2^T c + \beta_3^T u + m_{\perp a, c, u}, \\ y &= \theta_1 a + \theta_2^T c + \theta_3 m + \theta_4^T u + y_{\perp a, c, m, u}, \end{aligned} \quad (33)$$

and

$$\begin{aligned} m &= \tilde{\beta}_1 a + \tilde{\beta}_2^T c + m_{\perp a, c}, \\ y &= \tilde{\theta}_1 a + \tilde{\theta}_2^T c + \tilde{\theta}_3 m + y_{\perp a, c, m}, \end{aligned} \quad (34)$$

respectively. Let  $\tilde{u} = \theta_4^T u$ . Similar to the argument in Section C.1, the population least-squares regression of  $y$  on  $(a, c, m, \tilde{u})$  is  $y = \theta_1 a + \theta_2^T c + \theta_3 m + \tilde{u} + y_{\perp a, c, m, \tilde{u}}$ . By Theorem 1, we have

$$\theta_1 = \tilde{\theta}_1 + S_1 \left( \frac{R_{y \sim \tilde{u}|a, m, c}^2 R_{a \sim \tilde{u}|m, c}^2}{1 - R_{a \sim \tilde{u}|m, c}^2} \right)^{1/2} \left\{ \frac{\text{var}(y_{\perp a, c, m})}{\text{var}(a_{\perp c, m})} \right\}^{1/2}.$$

where  $S_1 = \text{sgn}(\theta_1 - \tilde{\theta}_1)$ . By Proposition 1, we can represent  $R_{a \sim \tilde{u}|c, m}^2$  using  $R_{m \sim \tilde{u}|a, c}^2$ ,  $R_{a \sim \tilde{u}|c}^2$ ,  $R_{m \sim a|c}^2$  and some signs  $\tilde{S}_2$ . Moreover, we have  $R_{y \sim \tilde{u}|a, m, c}^2 = R_{y \sim u|a, m, c}^2$ ,  $R_{m \sim \tilde{u}|a, c}^2 \leq R_{m \sim u|a, c}^2$ , and  $R_{a \sim \tilde{u}|c}^2 \leq R_{a \sim u|c}^2$ .

For the sensitivity analysis for the direct effect based on (33)–(34), we can still apply Algorithm 2 with  $\{R_{y \sim \tilde{u}|a, m, c}^2, R_{m \sim \tilde{u}|a, c}^2, R_{a \sim \tilde{u}|c}^2, S_1, \tilde{S}_2\}$  as an input, where  $R_{y \sim \tilde{u}|a, m, c}^2 = R_{y \sim u|a, m, c}^2$ ,  $R_{m \sim \tilde{u}|a, c}^2 \leq R_{m \sim u|a, c}^2$ , and  $R_{a \sim \tilde{u}|c}^2 \leq R_{a \sim u|c}^2$ . Similar to the discussion in Section C.1, for fixed  $u$ , we can view Algorithm 2 as a conservative method, but when we are computing R-values, it is not restrictive to assume a scalar  $u$ .

### C.3. Indirect effect with a single mediator

Then, we discuss the sensitivity analysis for the indirect effect with a single mediator. Let  $\tilde{u} = \theta_4^T u$  and  $\tilde{u} = \beta_3^T u$ . Similar to the argument in Section C.1, the population least-squares regression of  $m$  on  $(a, c, \tilde{u})$  is  $m = \beta_1 a + \beta_2^T c + \beta_3^T \tilde{u} + m_{\perp a, c, \tilde{u}}$ . By Theorem 1,

$$\beta_1 = \tilde{\beta}_1 + S_3 \left( \frac{R_{m \sim \tilde{u}|a, c}^2 R_{a \sim \tilde{u}|c}^2}{1 - R_{a \sim \tilde{u}|c}^2} \right)^{1/2} \left\{ \frac{\text{var}(m_{\perp a, c})}{\text{var}(a_{\perp c})} \right\}^{1/2},$$

and

$$\theta_3 = \tilde{\theta}_3 + S_4 \left( \frac{R_{y \sim \tilde{u}|a, m, c}^2 R_{m \sim \tilde{u}|a, c}^2}{1 - R_{m \sim \tilde{u}|a, c}^2} \right)^{1/2} \left\{ \frac{\text{var}(y_{\perp a, c, m})}{\text{var}(m_{\perp a, c})} \right\}^{1/2}.$$

where  $S_3 = \text{sgn}(\beta_1 - \tilde{\beta}_1)$  and  $S_4 = \text{sgn}(\theta_3 - \tilde{\theta}_3)$ . Although we have  $R_{m \sim \tilde{u}|a, c}^2 = R_{m \sim u|a, c}^2$ ,  $R_{a \sim \tilde{u}|c}^2 \leq R_{a \sim u|c}^2$ , and  $R_{y \sim \tilde{u}|a, m, c}^2 = R_{y \sim u|a, m, c}^2$ ,  $R_{m \sim \tilde{u}|a, c}^2 \leq R_{m \sim u|a, c}^2$ , we cannot directly say that the sensitivity parameters are no stronger than  $R_u^2$ , because  $R_{m \sim \tilde{u}|a, c}^2$  and  $R_{a \sim \tilde{u}|c}^2$  can take different values. As

a numeric trick, we define

$$\begin{aligned} R_1 &= \frac{R_{y\sim\tilde{u}|a,m,c}^2 R_{m\sim\tilde{u}|a,c}^2}{1 - R_{m\sim\tilde{u}|a,c}^2} \cdot \frac{1 - R_{m\sim u|a,c}^2}{R_{m\sim u|a,c}^2} \leq R_{y\sim u|a,m,c}^2, \\ R_2 &= R_{m\sim\tilde{u}|a,c}^2 = R_{m\sim u|a,c}^2, \\ R_3 &= R_{a\sim\tilde{u}|c}^2 \leq R_{a\sim u|c}^2. \end{aligned}$$

Then, we have

$$\beta_1 = \tilde{\beta}_1 + S_3 \left( \frac{R_2 R_3}{1 - R_3} \right)^{1/2} \left\{ \frac{\text{var}(m_{\perp a,c})}{\text{var}(a_{\perp c})} \right\}^{1/2},$$

and

$$\theta_3 = \tilde{\theta}_3 + S_4 \left( \frac{R_1 R_2}{1 - R_2} \right)^{1/2} \left\{ \frac{\text{var}(y_{\perp a,c,m})}{\text{var}(m_{\perp a,c})} \right\}^{1/2}.$$

For the sensitivity analysis for the indirect effect based on (33)–(34), we can still apply Algorithm 3 with  $\{R_1, R_2, R_3, S_3, S_4\}$  as an input, where  $R_1 \leq R_{y\sim u|a,m,c}^2$ ,  $R_2 = R_{m\sim u|a,c}^2$ , and  $R_3 \leq R_{a\sim u|c}^2$ . Similar to the discussion in Section C.1, for fixed  $u$ , we can view Algorithm 3 as a conservative method, but when we are computing R-values, it is not restrictive to assume a scalar  $u$ .

#### C.4. Theorem 2

It can be restrictive to assume a vector  $u$  in Theorem 2. When the unobserved confounder  $u$  is a vector, long and short regressions with and without  $u$  in (11) generalize to

$$\begin{aligned} y &= \gamma_1 a + \gamma_2 c + \gamma_3 u + y_{\perp a,c,u}, \\ y &= \tilde{\gamma}_1 a + \tilde{\gamma}_2 c + y_{\perp a,c}. \end{aligned} \tag{35}$$

where the coefficients  $\gamma_j$ 's and  $\tilde{\gamma}_j$ 's are matrices with suitable dimensions. However, we encounter a fundamental difficulty here. When  $y$  is a vector, there may not exist a scalar  $\tilde{u}$  and coefficient  $\gamma'_3$  such that  $\gamma_3 u = \gamma'_3 \tilde{u}$ . This motivates us to establish the result in Theorem 3.

#### C.5. Direct effect with multiple mediators

The discussion of the direct effect with multiple mediators is similar to the discussion in Section C.2. When the unobserved confounder  $u$  is a vector, long and short regressions with and without  $u$  in (12) and (13) generalize to

$$\begin{aligned} m &= \beta_1 a + \beta_2 c + \beta_3 u + m_{\perp a,c,u}, \\ y &= \theta_1 a + \theta_2^T c + \theta_3^T m + \theta_4^T u + y_{\perp a,c,m,u}, \end{aligned} \tag{36}$$

and

$$\begin{aligned} m &= \tilde{\beta}_1 a + \tilde{\beta}_2 c + m_{\perp a,c}, \\ y &= \tilde{\theta}_1 a + \tilde{\theta}_2^T c + \tilde{\theta}_3^T m + y_{\perp a,c,m}, \end{aligned} \tag{37}$$

respectively. Let  $\tilde{u} = \theta_4^T u$ . By Theorem 1, we have

$$\theta_1 = \tilde{\theta}_1 + S_1 \left( \frac{R_{y \sim \tilde{u}|a,m,c}^2 R_{a \sim \tilde{u}|m,c}^2}{1 - R_{a \sim \tilde{u}|m,c}^2} \right)^{1/2} \left\{ \frac{\text{var}(y_{\perp a,c,m})}{\text{var}(a_{\perp c,m})} \right\}^{1/2}.$$

where  $S_1 = \text{sgn}(\theta_1 - \tilde{\theta}_1)$ . By Proposition 2, we can represent  $R_{a \sim \tilde{u}|c,m}^2$  using  $R_{m \sim \tilde{u}|a,c}^2$ ,  $R_{a \sim \tilde{u}|c}^2$ ,  $R_{m \sim a|c}^2$  and some signs  $\tilde{S}_5$ . Moreover, we have that  $R_{y \sim \tilde{u}|a,m,c}^2 = R_{y \sim u|a,m,c}^2$ ,  $R_{m \sim u|a,c}^2 - R_{m \sim \tilde{u}|a,c}^2$  is positive semidefinite, and  $R_{a \sim \tilde{u}|c}^2 \leq R_{a \sim u|c}^2$ .

For the sensitivity analysis for the direct effect based on (36) and (37), we can still apply Algorithm 4 with  $\{R_{y \sim \tilde{u}|a,m,c}^2, R_{m \sim \tilde{u}|a,c}^2, R_{a \sim \tilde{u}|c}^2, S_1, \tilde{S}_5\}$  as an input, where  $R_{y \sim \tilde{u}|a,m,c}^2 = R_{y \sim u|a,m,c}^2$ ,  $R_{m \sim u|a,c}^2 - R_{m \sim \tilde{u}|a,c}^2$  is positive semidefinite, and  $R_{a \sim \tilde{u}|c}^2 \leq R_{a \sim u|c}^2$ . Similar to the discussion in Section C.1, for fixed  $u$ , we can view Algorithm 4 as a conservative method, but when we are computing R-values, it is not restrictive to assume a scalar  $u$ .

Another approach is to apply Theorem 3. By Theorem 3, we have

$$\tilde{\theta}_1 - \theta_1 = \left( R_{y \sim u|a,m,c}^2 R_{a \sim u|c,m}^2 \right)^{1/2} \left\{ \frac{\text{var}(y_{\perp a,m,c})}{\text{var}(a_{\perp c,m})} \right\}^{1/2} O_2^T O_3 \text{chol}\{I - R_{a \sim u|m,c}^2 O_1 O_1^T\}^{-1} O_1 \quad (38)$$

where  $O_1 \in V_{\dim(u) \times \text{rank}(R_{a \sim u|m,c}^2)}$ ,  $O_2 \in V_{\dim(u) \times \text{rank}(R_{y \sim u|a,m,c}^2)}$ ,  $O_3 \in V_{\dim(u) \times \dim(u)}$  are uniquely determined by the following equations

$$\begin{aligned} \text{var}(a_{\perp m,c})^{-1/2} \text{cov}(a_{\perp m,c}, u_{\perp m,c}) \text{cov}(u_{\perp m,c})^{-1/2} &= (R_{a \sim u|m,c}^2)^{1/2} O_1^T, \\ \text{var}(y_{\perp a,m,c})^{-1/2} \text{cov}(y_{\perp a,m,c}, u_{\perp a,m,c}) \text{cov}(u_{\perp a,m,c})^{-1/2} &= (R_{y \sim u|a,m,c}^2)^{1/2} O_2^T, \\ \text{cov}(u_{\perp m,c})^{-1/2} \text{cov}(u_{\perp a,m,c})^{1/2} &= \text{chol}(I - R_{u \sim a|m,c}^2) O_3^T. \end{aligned} \quad (39)$$

However,  $R_{a \sim u|m,c}^2$  is not a natural sensitivity parameter as we discussed in Sections 3.2 and 4.4. The following proposition slightly modify (38) and express  $(R_{a \sim u|m,c}^2)^{1/2} O_1$  using natural parameters and an additional auxiliary parameter  $\text{cov}(u_{\perp c})$ .

**Proposition 5.** Assume  $\text{cov}\{(y_{\perp c}, m_{\perp c}, a_{\perp c}, u_{\perp c})\}$  invertible. Let  $O_4 \in V_{\dim(u) \times \text{rank}(R_{a \sim u|c}^2)}$ ,  $O_5 \in V_{\dim(u) \times \text{rank}(R_{m \sim u|a,c}^2)}$  be uniquely determined by the following equations

$$\begin{aligned} \text{var}(a_{\perp c})^{-1/2} \text{cov}(a_{\perp c}, u_{\perp c}) \text{cov}(u_{\perp c})^{-1/2} &= (R_{a \sim u|c}^2)^{1/2} O_4^T, \\ \text{cov}(m_{\perp a,c})^{-1/2} \text{cov}(m_{\perp a,c}, u_{\perp a,c}) \text{cov}(u_{\perp a,c})^{-1/2} &= \text{chol}(R_{m \sim u|a,c}^2) O_5^T. \end{aligned} \quad (40)$$

Then,

$$\tilde{\theta}_1 - \theta_1 = \left( R_{y \sim u|a,m,c}^2 \right)^{1/2} \left\{ \frac{\text{var}(y_{\perp a,m,c})}{\text{var}(a_{\perp c,m})} \right\}^{1/2} O_2^T O_3 \text{chol}(I - vv^T)^{-1} v$$

where

$$\begin{aligned}
v &= \text{var}(a_{\perp m, c})^{-1/2} \{ \text{cov}(u_{\perp c}) - W^T \text{cov}(m_{\perp c})^{-1} W \}^{-1/2}. \\
&\{ \text{var}(a_{\perp c})^{1/2} (R_{a \sim u|c}^2)^{1/2} \text{cov}(u_{\perp c})^{1/2} O_4 - W^T \text{cov}(m_{\perp c})^{-1} \text{cov}(m_{\perp c}, a_{\perp c}) \}, \\
W &= \text{var}(a_{\perp c})^{1/2} (R_{a \sim u|c}^2)^{1/2} \text{cov}(m_{\perp c}, a_{\perp c}) O_4^T \text{cov}(u_{\perp c})^{1/2} + \\
&\text{cov}(m_{\perp a, c})^{1/2} \text{chol}(R_{m \sim u|a, c}^2) O_5^T \{ \text{cov}(u_{\perp c})^{1/2} (I - R_{a \sim u|c}^2 O_4 O_4^T) \text{cov}(u_{\perp c})^{1/2} \}^{1/2}.
\end{aligned}$$

Proposition 5 express  $\tilde{\theta} - \theta_1$  using four types of quantities: (i) the moment of observables, (ii) natural partial  $R^2$ 's that measure the strength of association between  $y, m, a$  and  $u$ , (iii) orthonormal frames  $O$ 's that measure the direction of association between  $y, m, a$  and  $u$ , and (iv) an auxiliary quantity  $\text{cov}(u_{\perp c})$ . We can observe that if we multiply  $\text{cov}(u_{\perp c})$  by a scalar, the vector  $v$  in Proposition 5 remains unchanged; while if we multiply  $\text{cov}(u_{\perp c})$  by an arbitrary invertible matrix, the vector  $v$  may change due to the lack of commutativity. This is a fundamental difference between a scalar  $u$  and a vector  $u$ . The following Corollary 12 states that the sensitivity analysis procedure based on Proposition 5 is sharp, and the specification of  $\text{cov}(u_{\perp c})$  does not affect the specification of other parameters. Moreover, the specification of  $\text{cov}(u_{\perp c})$  does not affect  $\tilde{\theta}_1 - \theta_1$ , because the coefficient  $\theta_1$  only depends on the linear space spanned by  $u_{\perp c}$ . Thus, we can always specify  $\text{cov}(u_{\perp c})$  as some fixed positive definite matrices, e.g. the identity matrix, to reduce the size of sensitivity parameters.

**Corollary 12.** Assume  $\text{cov}\{(y_{\perp c}, m_{\perp c}, a_{\perp c}, u_{\perp c})\}$  invertible. Given the observables  $\{y, m, a, c\}$ , the parameters  $\{R_{y \sim u|a, m, c}, R_{m \sim u|a, c}^2, R_{a \sim u|c}^2, \text{cov}(u_{\perp c})\}$  can take arbitrary values in  $[0, 1) \times \{A \in \mathbb{S}_{\dim(m)}^+ : \lambda_{\max}(A) < 1, \text{rank}(A) \leq \min(\dim(m), \dim(u))\} \times [0, 1) \times \{B \in \mathbb{R}^{\dim(u) \times \dim(u)} : B \text{ is positive definite}\}$ . Further given  $\{R_{y \sim u|a, m, c}, R_{m \sim u|a, c}^2, R_{a \sim u|c}^2, \text{cov}(u_{\perp c})\}$ , the parameters  $\{O_3^T O_2, O_4, O_5\}$  can take arbitrary values in  $V_{\dim(u) \times \text{rank}(R_{y \sim u|a, m, c}^2)} \times V_{\dim(u) \times \text{rank}(R_{m \sim u|a, c}^2)} \times V_{\dim(u) \times \text{rank}(R_{a \sim u|c}^2)}$ .

## C.6. Indirect effect with multiple mediators

Similar to the discussion in Section C.4, we encounter a fundamental difficulty for the indirect effect with multiple mediators and confounders based on the product method. Now, we illustrate the sensitivity analysis procedure by Theorem 3.

We consider the long and short regressions with and without a vector  $u$  in (36) and (37). By Theorem 3, we have

$$\tilde{\beta}_1 - \beta_1 = (R_{a \sim u|c}^2)^{1/2} \text{var}(a_{\perp c})^{-1/2} \text{cov}(m_{\perp a, c})^{1/2} \text{chol}(R_{m \sim u|a, c}^2) O_5^T O_6 \text{chol}\{I - R_{a \sim u|c}^2 O_4 O_4^T\}^{-1} O_4 \quad (41)$$

and

$$\begin{aligned}
\tilde{\theta}_3^T - \theta_3^T &= \text{var}(y_{\perp a, m, c})^{1/2} (R_{y \sim u|a, m, c}^2)^{1/2} O_2^T O_7 \text{chol}\{I - O_5 \text{chol}(R_{m \sim u|a, c}^2)^T \text{chol}(R_{m \sim u|a, c}^2) O_5^T\}^{-1} \\
&\quad O_5 \text{chol}(R_{m \sim u|a, c}^2)^T \text{cov}(m_{\perp a, c})^{-1/2}
\end{aligned} \quad (42)$$

where  $O_2, O_4, O_5$  are defined in (39)–(40), and  $O_6, O_7 \in V_{\dim(u) \times \dim(u)}$  are uniquely determined by the following equations

$$\begin{aligned} \text{cov}(u_{\perp c})^{-1/2} \text{cov}(u_{\perp a, c})^{1/2} &= \text{chol}(I - R_{u \sim a|c}^2) O_6^T. \\ \text{cov}(u_{\perp a, c})^{-1/2} \text{cov}(u_{\perp a, m, c})^{1/2} &= \text{chol}(I - R_{u \sim m|a, c}^2) O_7^T. \end{aligned} \quad (43)$$

The sensitivity analysis based on (41)–(42) depends on parameters  $\{R_{y \sim u|a, m, c}^2, R_{m \sim u|a, c}^2, R_{a \sim u|c}^2, O_5^T O_6, O_4, O_2^T O_7, O_5\}$ . However, it is not sharp because  $O_4, O_5, O_5^T O_6$  are dependent with each other. One solution is to rewrite (41) using auxiliary parameter  $\text{cov}(u_{\perp c})$  as

$$\begin{aligned} \tilde{\beta}_1 - \beta_1 &= (R_{a \sim u|c}^2)^{1/2} \text{var}(a_{\perp c})^{-1/2} \text{cov}(m_{\perp a, c})^{1/2} \text{chol}(R_{m \sim u|a, c}^2) O_5^T. \\ &\quad \{\text{cov}(u_{\perp c})^{1/2} (I - R_{a \sim u|c}^2 O_4 O_4^T) \text{cov}(u_{\perp c})^{1/2}\}^{-1/2} \text{cov}(u_{\perp c})^{1/2} O_4 \end{aligned} \quad (44)$$

The sensitivity analysis based on (42) and (44) is sharp by Corollary 13 below.

**Corollary 13.** Assume  $\text{cov}\{(y_{\perp c}, m_{\perp c}, a_{\perp c}, u_{\perp c})\}$  invertible. Given the observables  $\{y, m, a, c\}$ , the parameters  $\{R_{y \sim u|a, m, c}, R_{m \sim u|a, c}^2, R_{a \sim u|c}^2, \text{cov}(u_{\perp c})\}$  can take arbitrary values in  $[0, 1) \times \{A \in \mathbb{S}_{\dim(m)}^+ : \lambda_{\max}(A) < 1, \text{rank}(A) \leq \min(\dim(m), \dim(u))\} \times [0, 1) \times \{B \in \mathbb{R}^{\dim(u) \times \dim(u)} : B \text{ is positive definite}\}$ . Further given  $\{R_{y \sim u|a, m, c}, R_{m \sim u|a, c}^2, R_{a \sim u|c}^2, \text{cov}(u_{\perp c})\}$ , the parameters  $\{O_7^T O_2, O_4, O_5\}$  can take arbitrary values in  $V_{\dim(u) \times \text{rank}(R_{y \sim u|a, m, c}^2)} \times V_{\dim(u) \times \text{rank}(R_{m \sim u|a, c}^2)} \times V_{\dim(u) \times \text{rank}(R_{a \sim u|c}^2)}$ .

## D. Proofs

### D.1. Proofs of Lemmas 1–5

*Proof of Lemma 1.* By the Frisch–Waugh–Lovell theorem,  $y_{\perp w, x} = y_{\perp w, x_{\perp w}}$  and  $z_{\perp w, x} = z_{\perp w, x_{\perp w}}$ . Thus, by Definition 2,  $R_{y \sim z|w, x}^2 = R_{y_{\perp w} \sim z_{\perp w}|x_{\perp w}}^2$ .  $\square$

*Proof of Lemma 2.* Consider the population least-squares regression  $y = \beta x + y_{\perp x}$  with  $\beta = \text{cov}(y, x) \text{cov}(x)^{-1}$  and  $y_{\perp x} = y - \text{cov}(y, x) \text{cov}(x)^{-1} x$ .

By Definition 2,

$$R_{y \sim x}^2 = 1 - \frac{\text{var}\{y - \text{cov}(y, x) \text{cov}(x)^{-1} x\}}{\text{var}(y)} = \frac{\text{cov}(y, x) \text{cov}(x)^{-1} \text{cov}(x, y)}{\text{var}(y)}. \quad (45)$$

As a special case, when  $x$  is a centered scalar, (45) implies  $R_{y \sim x}^2 = R_{x \sim y}^2 = \text{corr}(x, y)^2$ .  $\square$

*Proof of Lemma 3.* The proof is exactly the same as the proof of Lemma 1.  $\square$

*Proof of Lemma 4.* By Lemma 2,  $y_{\perp x} = y - \text{cov}(y, x) \text{cov}(x)^{-1} x$ . Thus,  $\text{cov}(y_{\perp x}) = \text{cov}(y) - \text{cov}(y, x) \text{cov}(x)^{-1} \text{cov}(x, y)$ , which implies

$$\begin{aligned} R_{y \sim x}^2 &= \text{cov}(y)^{-1/2} \text{cov}(y) \text{cov}(y)^{-1/2} - \text{cov}(y)^{-1/2} \text{cov}(y_{\perp x}) \text{cov}(y)^{-1/2} \\ &= \text{cov}(y)^{-1/2} \text{cov}(y, x) \text{cov}(x)^{-1} \text{cov}(x, y) \text{cov}(y)^{-1/2}. \end{aligned}$$

Thus,  $R_{y \sim x}^2$  is positive semi-definite. Also,  $I - R_{y \sim x}^2 = \text{cov}(y)^{-1/2} \text{cov}(y, x) \text{cov}(y)^{-1/2}$  is positive semi-definite. This implies that the diagonal elements of  $R_{y \sim x}^2$  is between 0 and 1. Also,

$$\begin{aligned} \text{trace}(R_{y \sim x}^2) &= \text{trace} \left\{ \text{cov}(y)^{-1/2} \text{cov}(y, x) \text{cov}(x)^{-1} \text{cov}(x, y) \text{cov}(y)^{-1/2} \right\} \\ &= \text{trace} \left\{ \text{cov}(x)^{-1/2} \text{cov}(x, y) \text{cov}(y)^{-1} \text{cov}(y, x) \text{cov}(x)^{-1/2} \right\} \\ &= \text{trace}(R_{x \sim y}^2). \end{aligned}$$

As a special case, when  $x$  is a scalar,

$$R_{y \sim x}^2 = \frac{\text{cov}(y)^{-1/2} \text{cov}(y, x) \text{cov}(x, y) \text{cov}(y)^{-1/2}}{\text{var}(x)}$$

has rank 0 or 1, and  $\text{trace}(R_{y \sim x}^2) = \text{trace}(R_{x \sim y}^2) = R_{x \sim y}^2$ .  $\square$

*Proof of Lemma 5.* If  $\text{rank}(A) = 0$ , then  $A$  is the zero matrix, and the unique solution of  $A = xx^T$  is  $x = 0$ . If  $\text{rank}(A) = 1$ , since  $A$  is positive semi-definite, there exists a vector  $u$  such that  $A = uu^T$ . Suppose that there also exists another vector  $v$  such that  $A = vv^T$ , then  $u_i u_j = v_i v_j$  for any  $i, j$ , which implies  $u = v$  or  $u = -v$ . Therefore, there exists a unique vector  $x$  such that  $A = xx^T$ , and either the first nonzero entry of  $x$  is positive or  $x = 0$ .  $\square$

## D.2. Proofs of Theorems 1–3 and 4

The proofs of Theorems 1–2 are based on the following lemmas.

**Lemma 6.** *Assume  $A$  is symmetric and  $C$  is positive definite. Then*

$$M = \begin{pmatrix} A & B \\ B^T & C \end{pmatrix}$$

*is positive definite if and only if  $A - BC^{-1}B^T$  is positive definite.*

Lemma 6 is a standard property of the Schur complement. We omit the proof.

**Lemma 7.** *(i) Assume any fixed vectors  $a, b$  such that  $\text{cov}\{(a, b)\}$  is invertible. For any positive definite matrices*

$$\Sigma_1 = \begin{pmatrix} \Sigma_{aa} & \Sigma_{au} \\ \Sigma_{ua} & \Sigma_{uu} \end{pmatrix}, \quad \Sigma_2 = \begin{pmatrix} \Sigma_{bb|a} & \Sigma_{bu|a} \\ \Sigma_{ub|a} & \Sigma_{uu|a} \end{pmatrix},$$

*satisfying  $\Sigma_{uu|a} = \Sigma_{uu} - \Sigma_{ua} \Sigma_{aa}^{-1} \Sigma_{au}$ ,  $\text{cov}(a) = \Sigma_{aa}$ , and  $\text{cov}(b_{\perp a}) = \Sigma_{bb|a}$ , there exists a vector  $u$  such that  $\text{cov}\{(a, u)\} = \Sigma_1$ ,  $\text{cov}\{(b_{\perp a}, u_{\perp a})\} = \Sigma_2$ , and  $\text{cov}\{(a, b, u)\}$  is invertible.*

*(ii) Assume any fixed vectors  $a, b, c$  such that  $\text{cov}\{(a, b, c)\}$  is invertible. For any positive definite matrices*

$$\Sigma_1 = \begin{pmatrix} \Sigma_{aa} & \Sigma_{au} \\ \Sigma_{ua} & \Sigma_{uu} \end{pmatrix}, \quad \Sigma_2 = \begin{pmatrix} \Sigma_{bb|a} & \Sigma_{bu|a} \\ \Sigma_{ub|a} & \Sigma_{uu|a} \end{pmatrix}, \quad \Sigma_3 = \begin{pmatrix} \Sigma_{cc|a,b} & \Sigma_{cu|a,b} \\ \Sigma_{uc|a,b} & \Sigma_{uu|a,b} \end{pmatrix}$$

satisfying  $\Sigma_{uu|a} = \Sigma_{uu} - \Sigma_{ua}\Sigma_{aa}^{-1}\Sigma_{au}$ ,  $\Sigma_{uu|a,b} = \Sigma_{uu|a} - \Sigma_{ub|a}\Sigma_{bb|a}^{-1}\Sigma_{bu|a}$ ,  $\text{cov}(a) = \Sigma_{aa}$ ,  $\text{cov}(b_{\perp a}) = \Sigma_{bb|a}$  and  $\text{cov}(c_{\perp a,b}) = \Sigma_{cc|a,b}$ , there exists a vector  $u$  such that  $\text{cov}\{(a, u)\} = \Sigma_1$ ,  $\text{cov}\{(b_{\perp a}, u_{\perp a})\} = \Sigma_2$ ,  $\text{cov}\{(c_{\perp a,b}, u_{\perp a,b})\} = \Sigma_3$ , and  $\text{cov}\{(a, b, c, u)\}$  is invertible.

*Proof of Lemma 7.* We only prove (ii) and the proof of (i) is similar. Let

$$\Sigma_{vv} = \Sigma_{uu|a,b} - \Sigma_{uc|a,b}\Sigma_{cc|a,b}^{-1}\Sigma_{cu|a,b}.$$

By Lemma 6,  $\Sigma_{vv}$  is positive definite. Consider

$$u = \Sigma_{ua}\Sigma_{aa}^{-1}a + \Sigma_{ub|a}\Sigma_{bb|a}^{-1}b_{\perp a} + \Sigma_{uc|a,b}\Sigma_{cc|a,b}^{-1}c_{\perp a,b} + v,$$

where  $v$  is independent of  $(a, b, c)$  with  $\text{cov}(v) = \Sigma_{vv}$ . We can check that the conditions hold.  $\square$

*Proof of Theorem 1.* For (i), by (2) and Lemmas 1–2,

$$|\gamma_1 - \tilde{\gamma}_1| = |\gamma_3\rho_1| = \frac{|\text{cov}(y_{\perp a,c}, u_{\perp a,c})\text{cov}(u_{\perp c}, a_{\perp c})|}{\text{var}(u_{\perp a,c})\text{var}(a_{\perp c})} = \left( \frac{R_{y\sim u|a,c}^2 R_{a\sim u|c}^2}{1 - R_{a\sim u|c}^2} \right)^{1/2} \left\{ \frac{\text{var}(y_{\perp a,c})}{\text{var}(a_{\perp c})} \right\}^{1/2}.$$

For (ii), for any  $R_1, R_2 \in (-1, 1)$ , Lemma 6 implies that

$$\Sigma_1 = \begin{pmatrix} \text{var}(a_{\perp c}) & R_1 \text{var}(a_{\perp c})^{1/2} \text{var}(u_{\perp c})^{1/2} \\ R_1 \text{var}(u_{\perp c})^{1/2} \text{var}(a_{\perp c})^{1/2} & \text{var}(u_{\perp c}) \end{pmatrix}$$

and

$$\Sigma_2 = \begin{pmatrix} \text{var}(y_{\perp a,c}) & R_2 \text{var}(y_{\perp a,c})^{1/2} \text{var}(u_{\perp a,c})^{1/2} \\ R_2 \text{var}(u_{\perp a,c})^{1/2} \text{var}(y_{\perp a,c})^{1/2} & \text{var}(u_{\perp a,c}) \end{pmatrix}$$

are positive definite. By Lemma 7, there exists  $u$  such that  $R_1 = \text{corr}(a_{\perp c}, u_{\perp c})$  and  $R_2 = \text{corr}(y_{\perp a,c}, u_{\perp a,c})$ . Thus,  $\{\text{corr}(u_{\perp c}, a_{\perp c}), \text{corr}(u_{\perp a,c}, y_{\perp a,c})\}$  can take arbitrary values in  $(-1, 1)^2$ . Since  $R_{y\sim u|a,c}^2 = \text{corr}(u_{\perp a,c}, y_{\perp a,c})^2$ ,  $R_{a\sim u|c}^2 = \text{corr}(u_{\perp c}, a_{\perp c})^2$ , and  $\text{sgn}(\gamma_1 - \tilde{\gamma}_1) = -\text{sgn}\{\text{corr}(y_{\perp a,c}, u_{\perp a,c})\} \cdot \text{sgn}\{\text{corr}(u_{\perp c}, a_{\perp c})\}$ , the parameters  $\{R_{y\sim u|a,c}^2, R_{a\sim u|c}^2\}$  can take arbitrary values in  $[0, 1]^2$ , and  $\{R_{y\sim u|a,c}^2, R_{a\sim u|c}^2, \text{sgn}(\gamma_1 - \tilde{\gamma}_1)\}$  can take arbitrary values in  $(0, 1)^2 \times \{-1, 1\}$ .  $\square$

*Proof of Theorem 2.* For (i), let  $\rho_1$  be the coefficient of  $a$  of the population least-squares regression

of  $u$  on  $(a, c)$ . By Cochran's formula and Lemmas 3–4, we have

$$\begin{aligned}
\tilde{\gamma}_1 - \gamma_1 &= \gamma_3 \rho_1 \\
&= \frac{\text{cov}(y_{\perp a, c}, u_{\perp a, c}) \text{cov}(u_{\perp c}, a_{\perp c}) \text{cov}(a_{\perp c})^{-1}}{\text{var}(u_{\perp a, c})} \\
&= \frac{\text{cov}(y_{\perp a, c})^{1/2} \text{cov}(y_{\perp a, c})^{-1/2} \text{cov}(y_{\perp a, c}, u_{\perp a, c}) \text{cov}(u_{\perp c}, a_{\perp c}) \text{cov}(a_{\perp c})^{-1/2} \text{cov}(a_{\perp c})^{-1/2}}{\text{var}(u_{\perp a, c})^{1/2} \text{var}(u_{\perp c})^{1/2} \text{var}(u_{\perp a, c})^{1/2} \text{var}(u_{\perp c})^{-1/2}} \\
&= -S \cdot \frac{\text{cov}(y_{\perp a, c})^{1/2} \text{chol}(R_{y \sim u|a, c}^2) \text{chol}(R_{a \sim u|c}^2)^T \text{cov}(a_{\perp c})^{-1/2}}{(1 - R_{u \sim a|c}^2)^{1/2}} \\
&= -S \cdot \frac{\text{cov}(y_{\perp a, c})^{1/2} \text{chol}(R_{y \sim u|a, c}^2) \text{chol}(R_{a \sim u|c}^2)^T \text{cov}(a_{\perp c})^{-1/2}}{\{1 - \text{trace}(R_{a \sim u|c}^2)\}^{1/2}}
\end{aligned}$$

where

$$S = -\text{sgn}_1 \left\{ \text{cov}(y_{\perp a, c})^{-1/2} \text{cov}(y_{\perp a, c}, u_{\perp a, c}) \right\} \cdot \text{sgn}_1 \left\{ \text{cov}(a_{\perp c})^{-1/2} \text{cov}(a_{\perp c}, u_{\perp c}) \right\}.$$

For (ii), for any  $R_1 \in B_{\dim(a)}$  and  $R_2 \in B_{\dim(y)}$ , Lemma 6 implies that

$$\Sigma_1 = \begin{pmatrix} \text{cov}(a_{\perp c}) & \text{cov}(a_{\perp c})^{1/2} R_1 \text{var}(u_{\perp c})^{1/2} \\ \text{var}(u_{\perp c})^{1/2} R_1^T \text{cov}(a_{\perp c})^{1/2} & \text{var}(u_{\perp c}) \end{pmatrix}$$

and

$$\Sigma_2 = \begin{pmatrix} \text{cov}(y_{\perp a, c}) & \text{cov}(y_{\perp a, c})^{1/2} R_2 \text{var}(u_{\perp a, c})^{1/2} \\ \text{var}(u_{\perp a, c})^{1/2} R_2^T \text{cov}(y_{\perp a, c})^{1/2} & \text{var}(u_{\perp a, c}) \end{pmatrix}$$

are positive definite. By Lemma 7, there exists  $u$  such that

$$\begin{aligned}
R_1 &= \text{cov}(a_{\perp c})^{-1/2} \text{cov}(a_{\perp c}, u_{\perp c}) \text{var}(u_{\perp c})^{-1/2} \\
R_2 &= \text{cov}(y_{\perp a, c})^{-1/2} \text{cov}(y_{\perp a, c}, u_{\perp a, c}) \text{var}(u_{\perp a, c})^{-1/2}
\end{aligned}$$

Thus,

$$\{\text{cov}(y_{\perp a, c})^{-1/2} \text{cov}(y_{\perp a, c}, u_{\perp a, c}) / \text{var}(u_{\perp a, c})^{1/2}, \text{cov}(a_{\perp c})^{-1/2} \text{cov}(a_{\perp c}, u_{\perp c}) / \text{var}(u_{\perp c})^{1/2}\}$$

can take arbitrary values in  $B_{\dim(y)} \times B_{\dim(a)}$ , which implies the desired result.  $\square$

The proof of Theorems 3 depends on some further lemmas.

**Lemma 8.**  $\text{rank}(M^T M) = \text{rank}(M)$  for any matrix  $M$ .

Lemma 8 is well known in linear algebra. We omit the proof.

**Lemma 9.** For any  $n \times m$  matrix  $M$  with  $\text{rank}(M) = k \leq \min\{m, n\}$ , there exists an  $n \times n$  lower triangular matrix  $L$  with  $k$  positive diagonal elements and  $n - k$  columns containing all zeroes, and



an  $n \times m$  matrix  $Q$  satisfying  $M = LQ$  and  $(Q_{I,\cdot})^T \in V_{m \times k}$ , where  $I \subseteq \{1, \dots, n\}$  is the indices of nonzero columns of  $L$ .

Lemma 9 is a variant of the QR decomposition. We omit the proof.

**Lemma 10.** *For any  $n \times n$  positive semidefinite matrix  $A$  with  $1 \leq \text{rank}(A) = k \leq n$ , there exists a unique lower triangular matrix  $X \in \mathbb{R}^{n \times n}$  with  $k$  positive diagonal elements and  $n - k$  columns containing all zeroes, satisfying  $A = XX^T$ . Based on the decomposition, we define  $\text{chol}(A)$  be the  $n \times k$  submatrix containing nonzero columns of  $X$ .*

Lemma 10 is a standard result of the Cholesky decomposition. We omit the proof.

**Lemma 11.** *For any fixed  $n \times n$  positive semidefinite matrix  $X$  with  $\text{rank}(X) = k \leq n$ , the function  $\phi_{X,l} : O \mapsto \text{chol}(X)O^T$  is a one-to-one mapping from  $V_{l \times k}$  to  $\{A \in \mathbb{R}^{n \times l} : AA^T = X\}$ , if  $l \geq k$ .*

*Proof of Lemma 11.* For any  $O \in V_{l \times k}$ , since

$$AA^T = \text{chol}(X)O^T O \text{chol}(X)^T = \text{chol}(X)\text{chol}(X)^T = X,$$

$\phi_{X,l}$  is a mapping from  $V_{l \times k}$  to  $\{A \in \mathbb{R}^{n \times l} : AA^T = X\}$ .

For any  $A \in \mathbb{R}^{n \times l}$  such that  $AA^T = X$ , by Lemma 8, we have  $\text{rank}(A) = k$ . By Lemma 9, there exists an  $n \times n$  lower triangular matrix  $L$  with  $k$  positive diagonal elements and  $n - k$  columns containing all zeroes, and an  $n \times l$  matrix  $Q$ , satisfying  $A = LQ$  and  $(Q_{I,\cdot})^T \in V_{l \times k}$ , where  $I \subseteq \{1, \dots, n\}$  is the indices of nonzero columns of  $L$ . Then,  $A = LQ = L_{\cdot,I}Q_{I,\cdot}$ , which implies  $AA^T = L_{\cdot,I}(L_{\cdot,I})^T = LL^T$ . By the uniqueness in Lemma 10, we have  $L_{\cdot,I} = \text{chol}(X)$ . This further implies that  $\phi_{X,l}$  is a surjective mapping.

Since  $\text{chol}(X) = 0$  has full column rank, for  $v \in \mathbb{R}^k$ ,  $\text{chol}(X)v = 0$  if and only if  $v = 0$ . This implies that if  $\text{chol}(X)O^T = \text{chol}(X)\tilde{O}^T$  for  $O, \tilde{O} \in V_{l \times k}$ , then  $O = \tilde{O}$ . This proves that  $\phi_{X,l}$  is an injective mapping.

Therefore,  $\phi_{X,l}$  is a one-to-one mapping.  $\square$

*Proof of Theorem 3.* For (i), let  $\rho_1$  be the coefficient of  $a$  of the population least-squares regression of  $u$  on  $(a, c)$ . Cochran's formula implies

$$\tilde{\gamma}_1 - \gamma_1 = \text{cov}(y_{\perp a, c}, u_{\perp a, c}) \text{cov}(u_{\perp a, c})^{-1} \text{cov}(u_{\perp c}, a_{\perp c}) \text{cov}(a_{\perp c})^{-1}.$$

By Lemma 11, there exists unique  $O_2 \in V_{\dim(u) \times \text{rank}(R_{a \sim u|c}^2)}$ ,  $O_3 \in V_{\dim(u) \times \text{rank}(R_{y \sim u|a, c}^2)}$ , and  $O_4 \in V_{\dim(u) \times \text{rank}(I - R_{u \sim a|c}^2)}$  such that

$$\begin{aligned} \text{cov}(a_{\perp c})^{-1/2} \text{cov}(a_{\perp c}, u_{\perp c}) \text{cov}(u_{\perp c})^{-1/2} &= \text{chol}(R_{a \sim u|c}^2) O_2^T \\ \text{cov}(y_{\perp a, c})^{-1/2} \text{cov}(y_{\perp a, c}, u_{\perp a, c}) \text{cov}(u_{\perp a, c})^{-1/2} &= \text{chol}(R_{y \sim u|a, c}^2) O_3^T \\ \text{cov}(u_{\perp c})^{-1/2} \text{cov}(u_{\perp a, c})^{1/2} &= \text{chol}(I - R_{u \sim a|c}^2) O_4^T \end{aligned}$$

Thus, we have

$$\tilde{\gamma}_1 - \gamma_1 = \text{cov}(y_{\perp a, c})^{1/2} \text{chol}(R_{y \sim u|a, c}^2) O_3^T O_4 \text{chol}(I - R_{u \sim a|c}^2)^T O_2 \text{chol}(R_{a \sim u|c}^2)^T \text{cov}(a_{\perp c})^{-1/2},$$

where

$$R_{u \sim a|c}^2 = O_2 \text{chol}(R_{a \sim u|c}^2)^T \text{chol}(R_{a \sim u|c}^2) O_2^T.$$

For (ii), for any  $R_1 \in \{A \in \mathbb{R}^{\dim(a) \times \dim(u)} : \lambda_{\max}(AA^T) < 1\}$  and  $R_2 \in \{B \in \mathbb{R}^{\dim(y) \times \dim(u)} : \lambda_{\max}(BB^T) < 1\}$ , Lemma 6 implies that

$$\Sigma_1 = \begin{pmatrix} \text{cov}(a_{\perp c}) & \text{cov}(a_{\perp c})^{1/2} R_1 \text{cov}(u_{\perp c})^{1/2} \\ \text{cov}(u_{\perp c})^{1/2} R_1^T \text{cov}(a_{\perp c})^{1/2} & \text{cov}(u_{\perp c}) \end{pmatrix}$$

and

$$\Sigma_2 = \begin{pmatrix} \text{cov}(y_{\perp a, c}) & \text{cov}(y_{\perp a, c})^{1/2} R_2 \text{cov}(u_{\perp a, c})^{1/2} \\ \text{cov}(u_{\perp a, c})^{1/2} R_2^T \text{cov}(y_{\perp a, c})^{1/2} & \text{cov}(u_{\perp a, c}) \end{pmatrix}.$$

are positive definite. By Lemma 7, there exists  $u$  such that

$$\begin{aligned} R_1 &= \text{cov}(a_{\perp c})^{-1/2} \text{cov}(a_{\perp c}, u_{\perp c}) \text{cov}(u_{\perp c})^{-1/2}, \\ R_2 &= \text{cov}(y_{\perp a, c})^{-1/2} \text{cov}(y_{\perp a, c}, u_{\perp a, c}) \text{cov}(u_{\perp a, c})^{-1/2}. \end{aligned}$$

This shows that  $\{R_{y \sim u|a, c}^2, R_{a \sim u|c}^2\}$  can take arbitrary values in  $\{A \in \mathbb{S}_{\dim(y)}^+ : \lambda_{\max}(A) < 1\} \times \{B \in \mathbb{S}_{\dim(a)}^+ : \lambda_{\max}(B) < 1\}$ .

Given  $R_{y \sim u|a, c}^2$ , the parameter  $O_3$  can take arbitrary values in  $V_{\dim(u) \times \text{rank}(R_{y \sim u|a, c}^2)}$ ; and given  $R_{a \sim u|c}^2$ , the parameter  $O_2$  can take arbitrary values in  $V_{\dim(u) \times \text{rank}(R_{a \sim u|c}^2)}$ . Since  $\lambda_{\max}(R_{u \sim a|c}^2) < 1$ , the parameter  $O_4$  is an orthogonal matrix with size  $\dim(u) \times \dim(u)$ . Moreover,  $\text{cov}(u_{\perp c})^{-1/2} \text{cov}(u_{\perp a, c})^{1/2}$  can be determined by  $\Sigma_1$ , independent of the selection of  $R_2$ . Thus,  $O_4$  an orthogonal matrix independent of the specification of  $\{R_{y \sim u|a, c}^2, O_3\}$ . This implies that given  $\{R_{y \sim u|a, c}^2, R_{a \sim u|c}^2\}$ , the parameters  $\{O_1, O_2\}$  can take arbitrary values in  $V_{\dim(u) \times \text{rank}(R_{y \sim u|a, c}^2)} \times V_{\dim(u) \times \text{rank}(R_{a \sim u|c}^2)}$ .  $\square$

The proof of Theorem 4 is based on Lemma 12 below.

**Lemma 12.** (i) Assume any fixed vectors  $A, B \in \mathbb{R}^n$  such that  $\text{cov}\{(A, B)\}$  is invertible. For any positive definite matrices

$$\hat{\Sigma}_1 = \begin{pmatrix} \hat{\sigma}_{aa} & \hat{\sigma}_{au} \\ \hat{\sigma}_{ua} & \hat{\sigma}_{uu} \end{pmatrix}, \quad \hat{\Sigma}_2 = \begin{pmatrix} \hat{\sigma}_{bb|a} & \hat{\sigma}_{bu|a} \\ \hat{\sigma}_{ub|a} & \hat{\sigma}_{uu|a} \end{pmatrix},$$

satisfying  $\hat{\sigma}_{uu|a} = \hat{\sigma}_{uu} - \hat{\sigma}_{ua}^2 / \hat{\sigma}_{aa}$ ,  $\text{var}(A) = \hat{\sigma}_{aa}$ , and  $\text{var}(B_{\perp A}) = \hat{\sigma}_{bb|a}$ , there exists a vector  $U \in \mathbb{R}^n$  such that  $\text{cov}\{(A, U)\} = \hat{\Sigma}_1$ ,  $\text{cov}\{(B_{\perp A}, U_{\perp A})\} = \hat{\Sigma}_2$ , and  $\text{cov}\{(A, B, U)\}$  is invertible, provided  $n \geq 3$ .

(ii) Assume any fixed vectors  $A, B, C \in \mathbb{R}^n$  such that  $\text{cov}\{(A, B, C)\}$  is invertible. For any

positive definite matrices

$$\hat{\Sigma}_1 = \begin{pmatrix} \hat{\sigma}_{aa} & \hat{\sigma}_{au} \\ \hat{\sigma}_{ua} & \hat{\sigma}_{uu} \end{pmatrix}, \quad \hat{\Sigma}_2 = \begin{pmatrix} \hat{\sigma}_{bb|a} & \hat{\sigma}_{bu|a} \\ \hat{\sigma}_{ub|a} & \hat{\sigma}_{uu|a} \end{pmatrix}, \quad \hat{\Sigma}_3 = \begin{pmatrix} \hat{\sigma}_{cc|a,b} & \hat{\sigma}_{cu|a,b} \\ \hat{\sigma}_{uc|a,b} & \hat{\sigma}_{uu|a,b} \end{pmatrix},$$

satisfying  $\hat{\sigma}_{uu|a} = \hat{\sigma}_{uu} - \hat{\sigma}_{ua}^2/\hat{\sigma}_{aa}$ ,  $\hat{\sigma}_{uu|a,b} = \hat{\sigma}_{uu|a} - \hat{\sigma}_{ub|a}^2/\hat{\sigma}_{bb|a}$ ,  $\text{var}(A) = \hat{\sigma}_{aa}$ ,  $\text{var}(B_{\perp A}) = \hat{\sigma}_{bb|a}$ , and  $\text{var}(C_{\perp A,B}) = \hat{\sigma}_{cc|a,b}$ , there exists a vector  $U \in \mathbb{R}^n$  such that  $\text{cov}\{(A, U)\} = \hat{\Sigma}_1$ ,  $\text{cov}\{(B_{\perp A}, U_{\perp A})\} = \hat{\Sigma}_2$ ,  $\text{cov}\{(C_{\perp A,B}, U_{\perp A,B})\} = \hat{\Sigma}_3$ , and  $\text{cov}\{(A, B, U)\}$  is invertible, provided  $n \geq 4$ .

The proof of Lemma 12 is similar to that of Lemma 7. We omit the proof.

*Proof of Theorem 4.* The proof of (i) is in Cinelli and Hazlett (2020a). For (ii), for any  $R_1, R_2 \in (-1, 1)^2$ , Lemma 6 implies that

$$\Sigma_1 = \begin{pmatrix} \text{var}(A_{\perp C}) & R_1 \text{var}(A_{\perp C})^{1/2} \text{var}(U_{\perp C})^{1/2} \\ R_1 \text{var}(U_{\perp C})^{1/2} \text{var}(A_{\perp C})^{1/2} & \text{var}(U_{\perp C}) \end{pmatrix}$$

and

$$\Sigma_2 = \begin{pmatrix} \text{var}(Y_{\perp A,C}) & R_2 \text{var}(Y_{\perp A,C})^{1/2} \text{var}(U_{\perp A,C})^{1/2} \\ R_2 \text{var}(U_{\perp A,C})^{1/2} \text{var}(Y_{\perp A,C})^{1/2} & \text{var}(U_{\perp A,C}) \end{pmatrix}.$$

are positive definite. By Lemma 7, there exists  $U$  such that  $R_1 = \text{corr}(A_{\perp C}, U_{\perp C})$  and  $R_2 = \text{corr}(Y_{\perp A,C}, U_{\perp A,C})$ . Thus,  $\{\text{corr}(U_{\perp C}, A_{\perp C}), \text{corr}(U_{\perp A,C}, Y_{\perp A,C})\}$  can take arbitrary values in  $(-1, 1)^2$ . Since  $R_{Y \sim U|A,C}^2 = \text{corr}(U_{\perp A,C}, Y_{\perp A,C})^2$ ,  $R_{A \sim U|C}^2 = \text{corr}(U_{\perp C}, A_{\perp C})^2$ , and  $\text{sgn}(\hat{\gamma}_1^{\text{unobs}} - \hat{\gamma}_1^{\text{obs}}) = -\text{sgn}\{\text{corr}(Y_{\perp A,C}, U_{\perp A,C})\} \cdot \text{sgn}\{\text{corr}(U_{\perp C}, A_{\perp C})\}$ , the parameters  $\{R_{Y \sim U|A,C}^2, R_{A \sim U|C}^2\}$  can take arbitrary values in  $[0, 1]^2$ , and  $\{R_{Y \sim U|A,C}^2, R_{A \sim U|C}^2, \text{sgn}(\hat{\gamma}_1^{\text{unobs}} - \hat{\gamma}_1^{\text{obs}})\}$  can take arbitrary values in  $(0, 1)^2 \times \{-1, 1\}$ .  $\square$

### D.3. Proofs of Propositions 1–2 and 3–5

The proof of Proposition 1 is based on Lemmas 13–14 below.

**Lemma 13.** *For scalar  $y$  and vectors  $x$  and  $z$ , we have*

$$R_{y \sim z|x}^2 = \frac{R_{y \sim (z,x)}^2 - R_{y \sim x}^2}{1 - R_{y \sim x}^2} = 1 - \frac{(1 - R_{y \sim x|z}^2)(1 - R_{y \sim z}^2)}{1 - R_{y \sim x}^2}$$

if  $\text{cov}\{(x, y, z)\}$  is invertible.

*Proof of Lemma 13.* By definition,

$$R_{y \sim z|x}^2 = \frac{\text{var}(y_{\perp x}) - \text{var}(y_{\perp x,z})}{\text{var}(y_{\perp x})} = \frac{R_{y \sim (z,x)}^2 - R_{y \sim x}^2}{1 - R_{y \sim x}^2}. \quad (46)$$

Swapping  $x$  and  $z$ , we also have

$$R_{y \sim x|z}^2 = \frac{R_{y \sim (x,z)}^2 - R_{y \sim z}^2}{1 - R_{y \sim z}^2}. \quad (47)$$

Combining (46)–(47), we obtain the desired result.  $\square$

**Lemma 14.** *For centered nonzero scalars  $y, x, z$ , we have*

$$R_{y \sim z}^2 = \left[ S(R_{y \sim x}^2 R_{z \sim x}^2)^{1/2} + S' \{ R_{y \sim z|x}^2 (1 - R_{y \sim x}^2)(1 - R_{z \sim x}^2) \}^{1/2} \right]^2,$$

where

$$S = \text{sgn}\{\text{corr}(y, x) \cdot \text{corr}(z, x)\}, \quad S' = \text{sgn}\{\text{corr}(y_{\perp x}, z_{\perp x})\},$$

if  $\text{cov}\{(x, y, z)\}$  is invertible.

*Proof of Lemma 14.* By Lemma 2, we have  $y_{\perp x} = y - \text{cov}(y, x)\text{var}(x)^{-1}x$  and  $z_{\perp x} = z - \text{cov}(z, x)\text{var}(x)^{-1}x$ . Thus,

$$\begin{aligned} \text{var}(y_{\perp x}) &= \text{var}(y) - \frac{\text{cov}(y, x)^2}{\text{var}(x)} = \text{var}(y)\{1 - \text{corr}(x, y)^2\}, \\ \text{var}(z_{\perp x}) &= \text{var}(z) - \frac{\text{cov}(z, x)^2}{\text{var}(x)} = \text{var}(z)\{1 - \text{corr}(z, x)^2\}, \\ \text{cov}(y_{\perp x}, z_{\perp x}) &= \text{cov}(y, z) - \frac{\text{cov}(y, x)\text{cov}(z, x)}{\text{var}(x)} = \text{var}(y)^{1/2}\text{var}(z)^{1/2}\{\text{corr}(y, z) - \text{corr}(y, x)\text{corr}(z, x)\}, \end{aligned}$$

which imply

$$\text{corr}(y_{\perp x}, z_{\perp x}) = \frac{\text{corr}(y, z) - \text{corr}(y, x)\text{corr}(z, x)}{\{1 - \text{corr}(y, x)^2\}^{1/2}\{1 - \text{corr}(z, x)^2\}^{1/2}}. \quad (48)$$

By Lemma 2,

$$R_{y \sim z}^2 = \left[ S(R_{y \sim x}^2 R_{z \sim x}^2)^{1/2} + S' \{ R_{y \sim z|x}^2 (1 - R_{y \sim x}^2)(1 - R_{z \sim x}^2) \}^{1/2} \right]^2$$

where  $S = \text{sgn}\{\text{corr}(y, x) \cdot \text{corr}(z, x)\}$  and  $S' = \text{sgn}\{\text{corr}(y_{\perp x}, z_{\perp x})\}$ .  $\square$

Before giving the proof of Proposition 1, we present its complete version.

**Proposition 1** Based on (5) and (6), assume  $\text{cov}\{(y_{\perp c}, m_{\perp c}, a_{\perp c}, u_{\perp c})\}$  is invertible. We have

$$R_{a \sim u|m, c}^2 = \begin{cases} 1 - \frac{(1 - R_{a \sim u|c}^2)(1 - R_{m \sim u|a, c}^2)}{1 - (S_2 v_1 + v_2)^2} & \text{if } R_{m \sim u|a, c}^2 \neq 0 \\ 1 - \frac{1 - R_{a \sim u|c}^2}{1 - v_1^2} & \text{if } R_{m \sim u|a, c}^2 = 0 \end{cases}$$

where

$$v_1 = (R_{a \sim u|c}^2 R_{m \sim a|c}^2)^{1/2},$$

$$\begin{aligned}
v_2 &= \left\{ R_{m \sim u|a,c}^2 (1 - R_{a \sim u|c}^2) (1 - R_{m \sim a|c}^2) \right\}^{1/2}, \\
S_2 &= \text{sgn}\{\tilde{\beta}_1(\tilde{\beta}_1 - \beta_1)\}.
\end{aligned}$$

*Proof of Proposition 1.* By Lemmas 2 and 13,

$$R_{a \sim u|m,c}^2 = R_{u \sim a|m,c}^2 = 1 - \frac{(1 - R_{u \sim m|a,c}^2)(1 - R_{u \sim a|c}^2)}{1 - R_{u \sim m|c}^2} = 1 - \frac{(1 - R_{m \sim u|a,c}^2)(1 - R_{a \sim u|c}^2)}{1 - R_{m \sim u|c}^2}$$

Then, we need to represent  $R_{m \sim u|c}^2$  using natural  $R^2$ 's. By Lemmas 2 and 14,

$$\begin{aligned}
R_{m \sim u|c}^2 &= \left[ S(R_{m \sim a|c}^2 R_{u \sim a|c}^2)^{1/2} + S' \left\{ R_{m \sim u|a,c}^2 (1 - R_{m \sim a|c}^2) (1 - R_{u \sim a|c}^2) \right\}^{1/2} \right]^2 \\
&= (Sv_1 + S'v_2)^2
\end{aligned}$$

where  $S = \text{sgn}\{\text{corr}(m_{\perp c}, a_{\perp c}) \cdot \text{corr}(u_{\perp c}, a_{\perp c})\}$  and  $S' = \text{sgn}\{\text{corr}(m_{\perp a,c}, u_{\perp a,c})\}$ . Under the assumption that  $\text{cov}\{(y_{\perp c}, m_{\perp c}, a_{\perp c}, u_{\perp c})\}$  is invertible, we have  $R_{m \sim a|c}^2 \neq 1$  and  $R_{a \sim u|c}^2 \neq 1$ . We discuss the following cases.

- If  $R_{m \sim u|a,c}^2 = 0$ , then  $v_2 = 0$  and

$$R_{a \sim u|m,c}^2 = 1 - \frac{1 - R_{a \sim u|c}^2}{1 - v_1^2}.$$

- If  $R_{m \sim u|a,c}^2 \neq 0$ , then  $v_2 \neq 0$  and

$$R_{a \sim u|m,c}^2 = 1 - \frac{(1 - R_{a \sim u|c}^2)(1 - R_{m \sim u|a,c}^2)}{1 - (S_2 v_1 + v_2)^2}.$$

Here we apply the Cochran's formula to obtain

$$\text{sgn}\{\text{corr}(m_{\perp a,c}, u_{\perp a,c}) \cdot \text{corr}(m_{\perp c}, a_{\perp c}) \cdot \text{corr}(u_{\perp c}, a_{\perp c})\} = \text{sgn}\{\tilde{\beta}_1(\tilde{\beta}_1 - \beta_1)\} = S_2.$$

□

Before giving the proof of Proposition 2, we present its complete version.

**Proposition 2** Based on (12) and (13), assume  $\text{cov}\{(y_{\perp c}, m_{\perp c}, a_{\perp c}, u_{\perp c})\}$  is invertible. We have

$$R_{a \sim u|m,c}^2 = \begin{cases} 1 - \frac{(1 - R_{a \sim u|c}^2)\{1 - \text{trace}(R_{m \sim u|a,c}^2)\}}{1 - \|S_5 v_1 + v_2\|_2^2} & \text{if } R_{m \sim u|a,c}^2 \neq 0 \\ 1 - \frac{1 - R_{a \sim u|c}^2}{1 - \|v_1\|_2^2} & \text{if } R_{m \sim u|a,c}^2 = 0 \end{cases}$$

where

$$\begin{aligned} v_1 &= (R_{a \sim u|c}^2)^{1/2} \text{chol}(R_{m \sim a|c}^2), \\ v_2 &= (1 - R_{a \sim u|c}^2)^{1/2} \text{cov}(m_{\perp c})^{-1/2} \text{cov}(m_{\perp a, c})^{1/2} \text{chol}(R_{m \sim u|a, c}^2), \\ S_5 &= \text{sgn}\{\text{cov}(a_{\perp c}, u_{\perp c})\} \cdot \text{sgn}_1\{\text{cov}(m_{\perp c})^{-1/2} \text{cov}(m_{\perp c}, a_{\perp c})\} \cdot \text{sgn}_1\{\text{cov}(m_{\perp a, c})^{-1/2} \text{cov}(m_{\perp a, c}, u_{\perp a, c})\}. \end{aligned}$$

*Proof of Proposition 2.* By Lemmas 2, 4 and 13,

$$R_{a \sim u|m, c}^2 = R_{u \sim a|m, c}^2 = 1 - \frac{(1 - R_{u \sim m|a, c}^2)(1 - R_{u \sim a|c}^2)}{1 - R_{u \sim m|c}^2} = 1 - \frac{\{1 - \text{trace}(R_{m \sim u|a, c}^2)\}(1 - R_{a \sim u|c}^2)}{1 - \text{trace}(R_{m \sim u|c}^2)}.$$

Then, we need to represent  $\text{trace}(R_{m \sim u|c}^2)$  using natural  $R^2$ 's. By Lemma 4,

$$\text{trace}(R_{m \sim u|c}^2) = \|\text{cov}(m_{\perp c})^{-1/2} \text{cov}(m_{\perp c}, u_{\perp c}) \text{var}(u_{\perp c})^{-1/2}\|_2^2.$$

Since

$$\text{cov}(m_{\perp a, c}, u_{\perp a, c}) = \text{cov}(m_{\perp c}, u_{\perp c}) - \frac{\text{cov}(m_{\perp c}, a_{\perp c}) \text{cov}(u_{\perp c}, a_{\perp c})}{\text{var}(a_{\perp c})}.$$

by Lemmas 4 and 5, we have

$$\begin{aligned} & \frac{\text{cov}(m_{\perp c})^{-1/2} \text{cov}(m_{\perp c}, u_{\perp c})}{\text{var}(u_{\perp c})^{1/2}} \\ &= \frac{\text{cov}(m_{\perp c})^{-1/2} \text{cov}(m_{\perp a, c}, u_{\perp a, c})}{\text{var}(u_{\perp c})^{1/2}} + \frac{\text{cov}(m_{\perp c})^{-1/2} \text{cov}(m_{\perp c}, a_{\perp c}) \text{cov}(u_{\perp c}, a_{\perp c})}{\text{var}(a_{\perp c}) \text{var}(u_{\perp c})^{1/2}} \\ &= \frac{\text{var}(u_{\perp a, c})^{1/2}}{\text{var}(u_{\perp c})^{1/2}} \text{cov}(m_{\perp c})^{-1/2} \text{cov}(m_{\perp a, c})^{1/2} \frac{\text{cov}(m_{\perp a, c})^{-1/2} \text{cov}(m_{\perp a, c}, u_{\perp a, c})}{\text{var}(u_{\perp a, c})^{1/2}} \\ & \quad + \text{corr}(a_{\perp c}, u_{\perp c}) \frac{\text{cov}(m_{\perp c})^{-1/2} \text{cov}(m_{\perp c}, a_{\perp c})}{\text{var}(a_{\perp c})^{1/2}} \\ &= \text{sgn}_1 \left\{ \text{cov}(m_{\perp a, c})^{-1/2} \text{cov}(m_{\perp a, c}, u_{\perp a, c}) \right\} v_2 \\ & \quad + \text{sgn} \{ \text{cov}(a_{\perp c}, u_{\perp c}) \} \text{sgn}_1 \left\{ \text{cov}(m_{\perp c})^{-1/2} \text{cov}(m_{\perp c}, a_{\perp c}) \right\} v_1. \end{aligned}$$

Under the assumption that  $\text{cov}\{(y_{\perp c}, m_{\perp c}, a_{\perp c}, u_{\perp c})\}$  is invertible,  $\text{cov}(m_{\perp c})^{-1/2} \text{cov}(m_{\perp a, c})^{1/2} \neq 0$  and  $R_{a \sim u|c}^2 \neq 1$ . We discuss the following cases.

- If  $R_{m \sim u|a, c}^2 = 0$ , then  $v_2 = 0$  and

$$R_{a \sim u|m, c}^2 = 1 - \frac{1 - R_{a \sim u|c}^2}{1 - \|v_1\|_2^2}.$$

- If  $R_{m \sim u|a,c}^2 \neq 0$ , then  $v_2 \neq 0$  and

$$R_{a \sim u|m,c}^2 = 1 - \frac{(1 - R_{a \sim u|c}^2)\{1 - \text{trace}(R_{m \sim u|a,c}^2)\}}{1 - \|S_5 v_1 + v_2\|_2^2}.$$

□

*Proof of Proposition 3.* By Lemmas 2 and 14,

$$\begin{aligned} R_{y \sim u|a,c}^2 &= \left[ S(R_{y \sim m|a,c}^2 R_{u \sim m|a,c}^2)^{1/2} + S' \left\{ R_{y \sim u|a,m,c}^2 (1 - R_{y \sim m|a,c}^2) (1 - R_{u \sim m|a,c}^2) \right\}^{1/2} \right]^2 \\ &= (S v_1 + S' v_2)^2 \end{aligned}$$

where  $S = \text{sgn}\{\text{corr}(y_{\perp a,c}, m_{\perp a,c}) \cdot \text{corr}(u_{\perp a,c}, m_{\perp a,c})\}$  and  $S' = \text{sgn}\{\text{corr}(y_{\perp a,m,c}, u_{\perp a,m,c})\}$ . Under the assumption that  $\text{cov}\{(y_{\perp c}, m_{\perp c}, a_{\perp c}, u_{\perp c})\}$  is invertible, we have  $R_{y \sim m|a,c}^2 \neq 1$  and  $R_{m \sim u|a,c}^2 \neq 1$ . We discuss the following cases.

- If  $R_{y \sim u|a,m,c}^2 \neq 0$ , then  $v_2 \neq 0$  and  $R_{y \sim u|a,c}^2 = (S_{13} v_1 + v_2)^2$ . Here we apply the Cochran's formula

$$\text{sgn}\{\text{corr}(y_{\perp a,c}, m_{\perp a,c}) \cdot \text{corr}(u_{\perp a,c}, m_{\perp a,c}) \cdot \text{corr}(y_{\perp a,m,c}, u_{\perp a,m,c})\} = \text{sgn}\{\tilde{\theta}_3(\tilde{\theta}_3 - \theta_3)\} = S_{13}.$$

- If  $R_{y \sim u|a,m,c}^2 = 0$ , then  $v_2 = 0$  and  $R_{y \sim u|a,c}^2 = v_1^2$ .

□

*Proof of Proposition 4.* Since

$$\begin{aligned} \text{cov}(y_{\perp a,m,c}, u_{\perp a,m,c}) &= \text{cov}(y_{\perp a,c}, u_{\perp a,c}) - \text{cov}(y_{\perp a,c}, m_{\perp a,c}) \text{cov}(m_{\perp a,c})^{-1} \text{cov}(m_{\perp a,c}, u_{\perp a,c}), \\ \text{var}(y_{\perp a,m,c}) &= \text{var}(y_{\perp a,c}) (1 - R_{y \sim m|a,c}^2), \\ \text{var}(u_{\perp a,m,c}) &= \text{var}(u_{\perp a,c}) (1 - R_{u \sim m|a,c}^2), \end{aligned}$$

by Lemmas 2, 4 and 5, we have

$$\begin{aligned} R_{y \sim u|a,c}^2 &= \frac{\text{cov}(y_{\perp a,c}, u_{\perp a,c})^2}{\text{var}(y_{\perp a,c}) \text{var}(u_{\perp a,c})} \\ &= \left\{ \frac{\text{cov}(y_{\perp a,m,c}, u_{\perp a,m,c})}{\text{var}(u_{\perp a,c})^{1/2} \text{var}(y_{\perp a,c})^{1/2}} + \frac{\text{cov}(y_{\perp a,c}, m_{\perp a,c}) \text{cov}(m_{\perp a,c})^{-1} \text{cov}(m_{\perp a,c}, u_{\perp a,c})}{\text{var}(u_{\perp a,c})^{1/2} \text{var}(y_{\perp a,c})^{1/2}} \right\}^2 \\ &= \left\{ S \cdot R_{y \sim u|a,m,c}^2 (1 - R_{y \sim m|a,c}^2)^{1/2} (1 - R_{u \sim m|a,c}^2)^{1/2} + S' \cdot \text{chol}(R_{m \sim u|a,c}^2)^T \text{chol}(R_{m \sim y|a,c}^2) \right\}^2 \\ &= (S v_2 + S' v_1)^2, \end{aligned}$$

where

$$S = \text{sgn}\{\text{cov}(y_{\perp a, m, c}, u_{\perp a, m, c})\},$$

$$S' = \text{sgn}_1\{\text{cov}(m_{\perp a, c})^{-1/2}\text{cov}(m_{\perp a, c}, u_{\perp a, c})\} \cdot \text{sgn}_1\{\text{cov}(m_{\perp a, c})^{-1/2}\text{cov}(m_{\perp a, c}, y_{\perp a, c})\}.$$

Under the assumption that  $\text{cov}\{(y_{\perp c}, m_{\perp c}, a_{\perp c}, u_{\perp c})\}$  is invertible, we have  $R_{y \sim m|a, c}^2 \neq 1$  and  $R_{u \sim m|a, c}^2 \neq 1$ . We discuss the following cases.

- If  $R_{y \sim u|a, m, c}^2 \neq 0$ , then  $v_2 \neq 0$  and  $R_{y \sim u|a, c}^2 = (S_{14}v_1 + v_2)^2$ .
- If  $R_{y \sim u|a, m, c}^2 = 0$ , then  $v_2 = 0$  and  $R_{y \sim u|a, c}^2 = v_1^2$ .

□

*Proof of Proposition 5.* Let

$$R_1 = \text{var}(a_{\perp c})^{-1/2}\text{cov}(a_{\perp c}, u_{\perp c})\text{cov}(u_{\perp c})^{-1/2} = (R_{a \sim u|c}^2)^{1/2}O_4^T,$$

$$R_2 = \text{cov}(m_{\perp a, c})^{-1/2}\text{cov}(m_{\perp a, c}, u_{\perp a, c})\text{cov}(u_{\perp a, c})^{-1/2} = \text{chol}(R_{m \sim u|a, c}^2)O_5^T,$$

$$v = \text{var}(a_{\perp c, m})^{-1/2}\text{cov}(a_{\perp c, m}, u_{\perp c, m})\text{cov}(u_{\perp c, m})^{-1/2} = (R_{a \sim u|c, m}^2)^{1/2}O_1^T.$$

Then, (38) implies

$$\tilde{\theta}_1 - \theta_1 = \left(R_{y \sim u|a, m, c}^2\right)^{1/2} \left\{ \frac{\text{var}(y_{\perp a, m, c})}{\text{var}(a_{\perp c, m})} \right\}^{1/2} O_2^T O_3 \text{chol}(I - vv^T)^{-1} v.$$

Since

$$\text{cov}(a_{\perp c, m}, u_{\perp c, m}) = \text{cov}(a_{\perp c}, u_{\perp c}) - \text{cov}(a_{\perp c}, m_{\perp c})\text{cov}(m_{\perp c})^{-1}\text{cov}(m_{\perp c}, u_{\perp c})$$

and

$$\text{cov}(u_{\perp c, m}) = \text{cov}(u_{\perp c}) - \text{cov}(u_{\perp c}, m_{\perp c})\text{cov}(m_{\perp c})^{-1}\text{cov}(m_{\perp c}, u_{\perp c}),$$

we just need to express  $\text{cov}(m_{\perp c}, u_{\perp c})$ , which can be solved from following equalities

$$\text{cov}(m_{\perp a, c}, u_{\perp a, c}) = \text{cov}(m_{\perp c}, u_{\perp c}) - \text{cov}(m_{\perp c}, a_{\perp c})\text{var}(a_{\perp c})^{-1/2}R_1\text{cov}(u_{\perp c})^{1/2},$$

$$\text{cov}(m_{\perp a, c}, u_{\perp a, c}) = \text{cov}(m_{\perp a, c})^{1/2}R_2\text{cov}(u_{\perp a, c})^{1/2},$$

$$\text{cov}(u_{\perp a, c}) = \text{cov}(u_{\perp c}) - \text{cov}(u_{\perp c})^{1/2}R_1^T R_1 \text{cov}(u_{\perp c})^{1/2}.$$

□

#### D.4. Proofs of Corollaries 1–8 and 9–13

*Proof of Corollary 1.* For any  $R_1, R_2, R_3 \in (-1, 1)$ , Lemma 6 implies that

$$\Sigma_1 = \begin{pmatrix} \text{var}(a_{\perp c}) & R_1 \text{var}(a_{\perp c})^{1/2} \text{var}(u_{\perp c})^{1/2} \\ R_1 \text{var}(u_{\perp c})^{1/2} \text{var}(a_{\perp c})^{1/2} & \text{var}(u_{\perp c}) \end{pmatrix},$$



$$\Sigma_2 = \begin{pmatrix} \text{var}(m_{\perp a,c}) & R_2 \text{var}(m_{\perp a,c})^{1/2} \text{var}(u_{\perp a,c})^{1/2} \\ R_2 \text{var}(u_{\perp a,c})^{1/2} \text{var}(m_{\perp a,c})^{1/2} & \text{var}(u_{\perp a,c}) \end{pmatrix},$$

and

$$\Sigma_3 = \begin{pmatrix} \text{var}(y_{\perp a,m,c}) & R_3 \text{var}(y_{\perp a,m,c})^{1/2} \text{var}(u_{\perp a,m,c})^{1/2} \\ R_3 \text{var}(u_{\perp a,m,c})^{1/2} \text{var}(y_{\perp a,m,c})^{1/2} & \text{var}(u_{\perp a,m,c}) \end{pmatrix}$$

are positive definite. By Lemma 7, there exists  $u$  such that  $R_1 = \text{corr}(a_{\perp c}, u_{\perp c})$ ,  $R_2 = \text{corr}(m_{\perp a,c}, u_{\perp a,c})$ , and  $R_3 = \text{corr}(y_{\perp a,m,c}, u_{\perp a,m,c})$ . This shows that  $\{\text{corr}(a_{\perp c}, u_{\perp c}), \text{corr}(m_{\perp a,c}, u_{\perp a,c})\}$  can take arbitrary values in  $(-1, 1)^2$ . Moreover, since  $\text{corr}(a_{\perp c,m}, u_{\perp c,m})$  is independent of the selection of  $R_3$ , given  $\{\text{corr}(a_{\perp c}, u_{\perp c}), \text{corr}(m_{\perp a,c}, u_{\perp a,c}), \text{corr}(a_{\perp c,m}, u_{\perp c,m})\}$ , the  $\text{corr}(y_{\perp a,c,m}, u_{\perp a,c,m})$  can take arbitrary values in  $(-1, 1)$ .

Therefore,  $R_u^2$  can take arbitrary values in  $[0, 1]^3$ . Moreover, by Cochran's formula,

$$\begin{aligned} \text{sgn}(\theta_1 - \tilde{\theta}_1) &= -\text{sgn}\{\text{corr}(y_{\perp a,c,m}, u_{\perp a,c,m})\} \cdot \text{sgn}\{\text{corr}(a_{\perp c,m}, u_{\perp c,m})\}, \\ \text{sgn}(\beta_1 - \tilde{\beta}_1) &= -\text{sgn}\{\text{corr}(m_{\perp a,c}, u_{\perp a,c})\} \cdot \text{sgn}\{\text{corr}(a_{\perp c}, u_{\perp c})\}, \end{aligned}$$

which implies that, if  $\tilde{\beta} \neq 0$ , then  $\{R_u^2, S_1, S_2\}$  can take arbitrary values in  $(0, 1)^3 \times \{-1, 1\}^2 \setminus E_0$ .  $\square$

*Proof of Corollary 2.* We have shown in the proof of Corollary 1 that

$$\{\text{corr}(a_{\perp c}, u_{\perp c}), \text{corr}(m_{\perp a,c}, u_{\perp a,c}), \text{corr}(y_{\perp a,c,m}, u_{\perp a,c,m})\}$$

can take arbitrary values in  $(-1, 1)^3$ . By Cochran's formula,

$$\begin{aligned} \text{sgn}(\beta_1 - \tilde{\beta}_1) &= -\text{sgn}\{\text{corr}(m_{\perp a,c}, u_{\perp a,c})\} \cdot \text{sgn}\{\text{corr}(a_{\perp c}, u_{\perp c})\} \\ \text{sgn}(\theta_3 - \tilde{\theta}_3) &= -\text{sgn}\{\text{corr}(y_{\perp a,c,m}, u_{\perp a,c,m})\} \cdot \text{sgn}\{\text{corr}(m_{\perp a,c}, u_{\perp a,c})\}. \end{aligned}$$

Therefore,  $\{R_u^2, S_3, S_4\}$  can take arbitrary values in  $(0, 1)^3 \times \{-1, 1\}^2$ .  $\square$

*Proof of Corollary 3.* We have shown in the proof of Corollary 1 that

$$\{\text{corr}(a_{\perp c}, u_{\perp c}), \text{corr}(m_{\perp a,c}, u_{\perp a,c}), \text{corr}(y_{\perp a,c,m}, u_{\perp a,c,m})\}$$

can take arbitrary values in  $(-1, 1)^3$ . Moreover, given  $\text{corr}(a_{\perp c,m}, u_{\perp c,m})$ , the  $\text{corr}(y_{\perp a,c,m}, u_{\perp a,c,m})$  can take arbitrary values in  $(-1, 1)$ . By Cochran's formula,

$$\text{sgn}(\theta_1 - \tilde{\theta}_1) = -\text{sgn}\{\text{corr}(y_{\perp a,c,m}, u_{\perp a,c,m})\} \cdot \text{sgn}\{\text{corr}(a_{\perp c,m}, u_{\perp c,m})\}.$$

If  $R_{m \sim a|c}^2 \neq 0$ ,  $R_{y \sim u|a,m,c}^2 \neq 0$ ,  $R_{m \sim u|a,c}^2 \neq 0$ ,  $R_{a \sim u|c}^2 = 0$ , then  $\text{corr}(a_{\perp c,m}, u_{\perp c,m}) \neq 0$ . Therefore, if  $R_{m \sim a|c}^2 \neq 0$  and  $R_{a \sim u|c}^2 = 0$ , then  $\{R_{y \sim u|a,m,c}^2, R_{m \sim u|a,c}^2, S_1\}$  can take arbitrary values in  $(0, 1)^2 \times \{-1, 1\}$ .  $\square$

*Proof of Corollary 4.* We have shown in the proof of Corollary 1 that

$$\{\text{corr}(a_{\perp c}, u_{\perp c}), \text{corr}(m_{\perp a, c}, u_{\perp a, c}), \text{corr}(y_{\perp a, c, m}, u_{\perp a, c, m})\}$$

can take arbitrary values in  $(-1, 1)^3$ . By Cochran's formula,

$$\text{sgn}(\theta_3 - \tilde{\theta}_3) = -\text{sgn}\{\text{corr}(y_{\perp a, c, m}, u_{\perp a, c, m})\} \cdot \text{sgn}\{\text{corr}(m_{\perp a, c}, u_{\perp a, c})\}.$$

Therefore, if  $R_{a \sim u|c}^2 = 0$ , then  $\{R_{y \sim u|a, m, c}^2, R_{m \sim u|a, c}^2, S_4\}$  can take arbitrary values in  $(0, 1)^2 \times \{-1, 1\}$ .  $\square$

*Proof of Corollary 5.* For any  $R_1, R_3 \in (-1, 1)$  and  $R_2 \in B_{\dim(m)}$ , Lemma 6 implies that

$$\Sigma_1 = \begin{pmatrix} \text{var}(a_{\perp c}) & R_1 \text{var}(a_{\perp c})^{1/2} \text{var}(u_{\perp c})^{1/2} \\ R_1 \text{var}(u_{\perp c})^{1/2} \text{var}(a_{\perp c})^{1/2} & \text{var}(u_{\perp c}) \end{pmatrix},$$

$$\Sigma_2 = \begin{pmatrix} \text{cov}(m_{\perp a, c}) & \text{cov}(m_{\perp a, c})^{1/2} R_2 \text{var}(u_{\perp a, c})^{1/2} \\ \text{var}(u_{\perp a, c})^{1/2} R_2^T \text{cov}(m_{\perp a, c})^{1/2} & \text{var}(u_{\perp a, c}) \end{pmatrix},$$

and

$$\Sigma_3 = \begin{pmatrix} \text{var}(y_{\perp a, m, c}) & R_3 \text{var}(y_{\perp a, m, c})^{1/2} \text{var}(u_{\perp a, m, c})^{1/2} \\ R_3 \text{var}(u_{\perp a, m, c})^{1/2} \text{var}(y_{\perp a, m, c})^{1/2} & \text{var}(u_{\perp a, m, c}) \end{pmatrix}$$

are positive definite. By Lemma 7, there exists  $u$  such that

$$\begin{aligned} R_1 &= \text{corr}(a_{\perp c}, u_{\perp c}), \\ R_2 &= \text{cov}(m_{\perp a, c})^{-1/2} \text{cov}(m_{\perp a, c}, u_{\perp a, c}) \text{var}(u_{\perp a, c})^{-1/2}, \\ R_3 &= \text{corr}(y_{\perp a, m, c}, u_{\perp a, m, c}). \end{aligned}$$

This shows that

$$\{\text{corr}(a_{\perp c}, u_{\perp c}), \text{cov}(m_{\perp a, c})^{-1/2} \text{cov}(m_{\perp a, c}, u_{\perp a, c}) \text{var}(u_{\perp a, c})^{-1/2}\}$$

can take arbitrary values in  $(-1, 1) \times B_{\dim(m)}$ . Moreover, since  $\text{corr}(a_{\perp c, m}, u_{\perp c, m})$  is independent of the selection of  $R_3$ , given

$$\{\text{corr}(a_{\perp c}, u_{\perp c}), \text{cov}(m_{\perp a, c})^{-1/2} \text{cov}(m_{\perp a, c}, u_{\perp a, c}) \text{var}(u_{\perp a, c})^{-1/2}, \text{corr}(a_{\perp c, m}, u_{\perp c, m})\},$$

the  $\text{corr}(y_{\perp a, c, m}, u_{\perp a, c, m})$  can take arbitrary values in  $(-1, 1)$ .

Therefore,  $\{R_{y \sim u|a, m, c}^2, R_{a \sim u|c}^2, \text{chol}(R_{m \sim u|a, c}^2)\}$  can take arbitrary values in  $[0, 1)^2 \times B_{\dim(m)}^+$ . Moreover, by Cochran's formula,

$$\text{sgn}(\theta_1 - \tilde{\theta}_1) = -\text{sgn}\{\text{corr}(y_{\perp a, c, m}, u_{\perp a, c, m})\} \cdot \text{sgn}\{\text{corr}(a_{\perp c, m}, u_{\perp c, m})\},$$

and recall

$$S_5 = \text{sgn}\{\text{cov}(a_{\perp c}, u_{\perp c})\} \cdot \text{sgn}_1\{\text{cov}(m_{\perp c})^{-1/2} \text{cov}(m_{\perp c}, a_{\perp c})\} \cdot \text{sgn}_1\{\text{cov}(m_{\perp a, c})^{-1/2} \text{cov}(m_{\perp a, c}, u_{\perp a, c})\},$$

which implies that, if  $R_{m \sim a|c}^2 \neq 0$ , then  $\{R_{y \sim u|a, m, c}^2, R_{a \sim u|c}^2, \text{chol}(R_{m \sim u|a, c}^2), S_1, S_5\}$  can take arbitrary values in  $(0, 1)^2 \times (B_{\dim(m)} \setminus \{0\})^+ \times \{-1, 1\}^2 \setminus E_0$ .  $\square$

*Proof of Corollary 6.* We have shown in the proof of Corollary 5 that

$$\{\text{corr}(a_{\perp c}, u_{\perp c}), \text{cov}(m_{\perp a, c})^{-1/2} \text{cov}(m_{\perp a, c}, u_{\perp a, c}) / \text{var}(u_{\perp a, c})^{1/2}, \text{corr}(y_{\perp a, c, m}, u_{\perp a, c, m})\}$$

can take arbitrary values in  $(-1, 1) \times B_{\dim(m)} \times (-1, 1)$ . Recall

$$\begin{aligned} S_6 &= \text{sgn}\{\text{corr}(a_{\perp c}, u_{\perp c})\} \cdot \text{sgn}_1\{\text{cov}(m_{\perp a, c})^{-1/2} \text{cov}(m_{\perp a, c}, u_{\perp a, c})\}, \\ S_7 &= \text{sgn}\{\text{corr}(y_{\perp a, c, m}, u_{\perp a, c, m})\} \cdot \text{sgn}_1\{\text{cov}(m_{\perp a, c})^{-1/2} \text{cov}(m_{\perp a, c}, u_{\perp a, c})\}. \end{aligned}$$

Therefore,  $\{R_{y \sim u|a, c, m}^2, R_{a \sim u|c}^2, \text{chol}(R_{m \sim u|a, c}^2), S_6, S_7\}$  can take arbitrary values in  $(0, 1)^2 \times (B_{\dim(m)} \setminus \{0\})^+ \times \{-1, 1\}^2$ .  $\square$

*Proof of Corollary 7.* We have shown in the proof of Corollary 5 that

$$\{\text{corr}(a_{\perp c}, u_{\perp c}), \text{cov}(m_{\perp a, c})^{-1/2} \text{cov}(m_{\perp a, c}, u_{\perp a, c}) / \text{var}(u_{\perp a, c})^{1/2}, \text{corr}(y_{\perp a, c, m}, u_{\perp a, c, m})\}$$

can take arbitrary values in  $(-1, 1) \times B_{\dim(m)} \times (-1, 1)$ . Given  $\text{corr}(a_{\perp c, m}, u_{\perp c, m})$ ,  $\text{corr}(y_{\perp a, c, m}, u_{\perp a, c, m})$  can take arbitrary values in  $(-1, 1)$ . By Cochran's formula,

$$\text{sgn}(\theta_1 - \tilde{\theta}_1) = -\text{sgn}\{\text{corr}(y_{\perp a, c, m}, u_{\perp a, c, m})\} \cdot \text{sgn}\{\text{corr}(a_{\perp c, m}, u_{\perp c, m})\}.$$

Therefore, if  $R_{a \sim u|c}^2 = 0$ , then  $\{R_{y \sim u|a, m, c}^2, \text{chol}(R_{m \sim u|a, c}^2), S_1\}$  can take arbitrary values in  $(0, 1) \times (B_{\dim(m)} \setminus \{0\})^+ \times \{-1, 1\} \setminus E_0$ .  $\square$

*Proof of Corollary 8.* We have shown in the proof of Corollary 5 that

$$\{\text{corr}(a_{\perp c}, u_{\perp c}), \text{cov}(m_{\perp a, c})^{-1/2} \text{cov}(m_{\perp a, c}, u_{\perp a, c}) / \text{var}(u_{\perp a, c})^{1/2}, \text{corr}(y_{\perp a, c, m}, u_{\perp a, c, m})\}$$

can take arbitrary values in  $(-1, 1) \times B_{\dim(m)} \times (-1, 1)$ . Recall

$$S_7 = \text{sgn}\{\text{corr}(y_{\perp a, c, m}, u_{\perp a, c, m})\} \cdot \text{sgn}_1\{\text{cov}(m_{\perp a, c})^{-1/2} \text{cov}(m_{\perp a, c}, u_{\perp a, c})\}.$$

Therefore,  $\{R_{y \sim u|a, c, m}^2, R_{a \sim u|c}^2, \text{chol}(R_{m \sim u|a, c}^2), S_7\}$  can take arbitrary values in  $(0, 1)^2 \times (B_{\dim(m)} \setminus \{0\})^+ \times \{-1, 1\}$ .  $\square$

*Proof of Corollary 9.* It follows from Proposition 1.  $\square$

The proofs of Corollaries 10–11 are similar to the proofs of Corollaries 1–2.

*Proof of Corollary 12.* For any  $R_1, R_3 \in B_{\dim(u)}$ ,  $R_2 \in \{A \in \mathbb{R}^{\dim(u) \times \dim(m)} : \lambda_{\max}(AA^T) < 1\}$ , Lemma 6 implies that

$$\Sigma_1 = \begin{pmatrix} \text{var}(a_{\perp c}) & \text{var}(a_{\perp c})^{1/2} R_1^T \text{cov}(u_{\perp c})^{1/2} \\ \text{var}(a_{\perp c})^{1/2} \text{cov}(u_{\perp c})^{1/2} R_1 & \text{cov}(u_{\perp c}) \end{pmatrix},$$

$$\Sigma_2 = \begin{pmatrix} \text{cov}(m_{\perp a, c}) & \text{cov}(m_{\perp a, c})^{1/2} R_2^T \text{cov}(u_{\perp a, c})^{1/2} \\ \text{cov}(u_{\perp a, c})^{1/2} \text{cov}(m_{\perp a, c})^{1/2} R_2 & \text{cov}(u_{\perp a, c}) \end{pmatrix},$$

and

$$\Sigma_3 = \begin{pmatrix} \text{var}(y_{\perp a, m, c}) & \text{var}(y_{\perp a, m, c})^{1/2} R_3^T \text{cov}(u_{\perp a, m, c})^{1/2} \\ \text{var}(y_{\perp a, m, c})^{1/2} \text{cov}(u_{\perp a, m, c})^{1/2} R_3 & \text{cov}(u_{\perp a, m, c}) \end{pmatrix}$$

are positive definite. By Lemma 7, there exists  $u$  such that

$$\begin{aligned} R_1 &= \text{cov}(u_{\perp c})^{-1/2} \text{cov}(u_{\perp c}, a_{\perp c}) \text{var}(a_{\perp c})^{-1/2}, \\ R_2 &= \text{cov}(u_{\perp a, c})^{-1/2} \text{cov}(u_{\perp a, c}, m_{\perp a, c}) \text{cov}(m_{\perp a, c})^{-1/2}, \\ R_3 &= \text{cov}(u_{\perp a, m, c})^{-1/2} \text{cov}(u_{\perp a, m, c}, y_{\perp a, m, c}) \text{var}(y_{\perp a, m, c})^{-1/2}, \end{aligned}$$

Moreover, notice that the block  $\text{cov}(u_{\perp c})$  in  $\Sigma_1$  can take arbitrary positive definite matrices. This shows that

$$\{\text{cov}(u_{\perp c}), \text{cov}(u_{\perp c})^{-1/2} \text{cov}(u_{\perp c}, a_{\perp c}) \text{var}(a_{\perp c})^{-1/2}, \text{cov}(u_{\perp a, c})^{-1/2} \text{cov}(u_{\perp a, c}, m_{\perp a, c}) \text{cov}(m_{\perp a, c})^{-1/2}\}$$

can take arbitrary values in  $\{B \in \mathbb{R}^{\dim(u) \times \dim(u)} : B \text{ is positive definite}\} \times B_{\dim(m)} \times \{A \in \mathbb{R}^{\dim(u) \times \dim(m)} : \lambda_{\max}(AA^T) < 1\}$ . Moreover, since  $\text{cov}(u_{\perp m, c})^{-1/2} \text{cov}(u_{\perp a, m, c})^{1/2}$  is independent of the selection of  $R_3$ , given

$$\{\text{cov}(u_{\perp c}), \text{cov}(u_{\perp c})^{-1/2} \text{cov}(u_{\perp c}, a_{\perp c}) \text{var}(a_{\perp c})^{-1/2}, \text{cov}(u_{\perp a, c})^{-1/2} \text{cov}(u_{\perp a, c}, m_{\perp a, c}) \text{cov}(m_{\perp a, c})^{-1/2}, \text{cov}(u_{\perp m, c})^{-1/2} \text{cov}(u_{\perp a, m, c})^{1/2}\},$$

the  $\text{var}(y_{\perp a, m, c})^{-1/2} \text{cov}(y_{\perp a, m, c}, u_{\perp a, m, c}) \text{cov}(u_{\perp a, m, c})^{-1/2}$  can take arbitrary values in  $B_{\dim(u)}$ .

Therefore,  $\{R_{y \sim u|a, m, c}, R_{m \sim u|a, c}^2, R_{a \sim u|c}^2, \text{cov}(u_{\perp c})\}$  can take arbitrary values in  $[0, 1) \times \{A \in \mathbb{S}_{\dim(m)}^+ : \lambda_{\max}(A) < 1, \text{rank}(A) \leq \min\{\dim(m), \dim(u)\}\} \times [0, 1) \times \{B \in \mathbb{R}^{\dim(u) \times \dim(u)} : B \text{ is positive definite}\}$ . Further given  $\{R_{y \sim u|a, m, c}, R_{m \sim u|a, c}^2, R_{a \sim u|c}^2, \text{cov}(u_{\perp c})\}$ , the parameters  $\{O_3^T O_2, O_4, O_5\}$  can take arbitrary values in  $V_{\dim(u) \times \text{rank}(R_{y \sim u|a, m, c}^2)} \times V_{\dim(u) \times \text{rank}(R_{m \sim u|a, c}^2)} \times V_{\dim(u) \times \text{rank}(R_{a \sim u|c}^2)}$ .  $\square$

The proof of Corollary 13 is similar to the proof of Corollary 12.