

Phase diagram and magnetic excitation of J_1 - J_3 Heisenberg model on the square lattice

Muwei Wu¹, Shou-Shu Gong^{2,*}, Dao-Xin Yao^{1,†} and Han-Qing Wu^{1,‡}

¹*Center for Neutron Science and Technology, State Key Laboratory of Optoelectronic Materials and Technologies, Guangdong Provincial Key Laboratory of Magnetolectric Physics and Devices, School of Physics, Sun Yat-sen University, Guangzhou, 510275, China*

²*Department of Physics, Beihang University, Beijing 100191, China*

(Dated: May 18, 2022)

We study the phase diagram and the dynamical spin structure factor of the spin-1/2 J_1 - J_3 Heisenberg model on the square lattice using density matrix renormalization group, exact diagonalization (ED) and cluster perturbation theory (CPT). By extrapolating the order parameters and studying the level crossings of the low-lying energy and entanglement spectra, we obtain the phase diagram of this model and identify a narrow region of quantum spin liquid (QSL) phase followed by a plaquette valence-bond solid (PVBS) state in the intermediate region, whose nature has been controversial for many years. More importantly, we use CPT and ED to study the dynamical spin structure factor in the QSL and the PVBS phase. In the QSL phase, the high-energy magnon mode completely turns into some dispersive weak excitations around the X and M points. For the PVBS phase, the low energy spectrum is characterized by a gapped triplet excitation, and at the high energy, we find another branch of dispersive excitation with broad continua, which is unlike the plaquette phase in the 2×2 checkerboard model. In the latter case, the second branch of excitation is nearly flat due to the weak effective interactions between the local excitations of the plaquettes. And in the J_1 - J_3 Heisenberg model, the uniform interactions and the spontaneously translational symmetry breaking of the PVBS phase make the difference in the excitation spectra.

PACS numbers: 71.27.+a, 02.70.-c, 73.43.Nq, 75.10.Jm, 75.10.Kt, 75.10.Nr

I. INTRODUCTION

Geometry frustration and competing interactions in quantum magnets can lead to many novel phenomena [1], in which the quantum spin liquid (QSL) states [2] have gained much research interests in recent years. A QSL is an exotic quantum state beyond the Landau-Ginzburg-Wilson (LGW) paradigm, in which the conventional magnetic order and dimer order are prevented to be developed even at zero temperature. More interestingly, QSL states have long-range entanglement and emergent fractionalized excitations such as the neutral spinon, which obey the anyon statistics [2]. Therefore, while the absent conventional orders provide a necessary condition for detecting a QSL, the magnetic excitations that can be probed by inelastic neutron scattering experiment are playing a more important role in the identification of QSL states in both models and materials.

One of the most important models to search and study QSL is the square-lattice Heisenberg model with competing interactions. Due to the close relation with the parent compound of high temperature superconductors [3, 4], the J_1 - J_2 square-lattice Heisenberg model has attracted a lot of studies on both the ground-state phase diagram and the excitation spectrum, by various methods such as exact diagonalization (ED) [5–9], density matrix renormalization group (DMRG) [10–12],

tensor network (TN) [13–20], variational Monte Carlo (VMC) [21–28] and many other methods [29–38]. These studies have proposed different candidate states for the intermediate paramagnetic region. Up to now, the consensus is that below the stripe magnetic phase the system is in a weak valence-bond solid (VBS) phase, although its nature is still under debate between a plaquette VBS (PVBS) and a columnar VBS (CVBS). Between the Néel and the VBS phase, some new results support a gapless QSL phase [12, 20, 26, 28, 37] but its nature is far from clear. Meanwhile, due to the limit of system size in these studies, a direct Néel-VBS transition may not be excluded. For the magnetic excitation, a cluster perturbation theory (CPT) study [36] and a VMC study [27] both supported the existence of a gapless Z_2 spin liquid and found that the spectrum of this phase is characterized by a broad continuum. In experiment, there are many compound materials which may be effectively described by the J_1 - J_2 Heisenberg model, such as Li_2VOMO_4 ($M = \text{Si, Ge}$) [39, 40], VOMoO_4 [41, 42], PbVO_3 [43], $\text{Sr}_2\text{CuTe}_{1-x}\text{W}_x\text{O}_6$ [44–49]. QSL-like behaviors have been reported in some of these compounds [46–49].

To establish a better understanding on the competing phases in the square-lattice Heisenberg model, the J_1 - J_3 model has also been extensively studied in the past three decades [8, 13, 30, 50–61]. In the classical limit, the model has a Néel antiferromagnetic (NAF) phase and a spiral order phase, which are separated at $J_3/J_1 = 0.25$ [30, 50–54]. After considering quantum fluctuations, a paramagnetic region also emerges near $J_3/J_1 = 0.5$. An early DMRG study [56] on the ladder with open boundary conditions suggested that the dimer or-

* shoushu.gong@buaa.edu.cn

† yaodaox@mail.sysu.edu.cn

‡ wuhanq3@mail.sysu.edu.cn

der would vanish with the increase of the leg number and the ground state near $J_3 = 0.5$ may be a QSL. In contrast, an ED study [8] and a projected entangled pair state (PEPS) study [13] found that the ground state is likely to be a PVBS state, which was also supported by the series expansion (SE), coupled cluster method (CCM) and dynamical functional renormalization group (FRG) calculations [59]. A newly TN study further claimed that this PVBS state belongs to a higher-order symmetry-protected topological phase [61]. Very recently, a large-scale PEPS study [60] showed that there is a remarkable QSL phase ($0.28 \lesssim J_3/J_1 \lesssim 0.38$) between the Néel and the VBS phase, which is inherited from the QSL in the J_1 - J_2 model. This new picture of phase diagram provides a fascinating perspective to understand the emergent QSL phase from the neighbor deconfined quantum critical point (DQCP) [62–64]. However, the nature of the VBS state was not determined in this large-scale simulation and the existence of the QSL phase was only probed by static properties. Therefore, in this paper, we reexamine the phase diagram of this model by combining the ED and DMRG calculations. We also explore the magnetic excitations in the VBS and the possible QSL phase, which are compared with the results of the J_1 - J_2 model as well.

The rest of this paper is organized as follows. In Sec. II, we introduce the model Hamiltonian and define the order parameters as well as the observations that we will calculate. In Sec. III A, we show the phase diagram obtained by our DMRG and ED results. As shown in Fig. 1, we identify that the paramagnetic region actually includes two phases: a QSL phase and a PVBS phase based on the calculation of the order parameters, energy spectrum and entanglement spectrum. More importantly, in Sec. III B, we show the dynamical spin structure factor for different phases by CPT and ED. In the QSL phase, we find signals of some weak continua around the M and X points. And our study of the magnetic excitation in the PVBS phase will provide more theoretical understanding of the PVBS phase with spontaneously translational symmetry breaking. Finally, we provide a summary and discussion in Sec. IV.

II. MODEL AND METHOD

The Hamiltonian of the spin-1/2 J_1 - J_3 Heisenberg model on the square lattice reads

$$H = J_1 \sum_{\langle i,j \rangle} \hat{\mathbf{S}}_i \cdot \hat{\mathbf{S}}_j + J_3 \sum_{\langle\langle i,j \rangle\rangle} \hat{\mathbf{S}}_i \cdot \hat{\mathbf{S}}_j.$$

In the following calculation we set $J_1 = 1$ as the energy unit. We use SU(2) DMRG [65, 66] and ED to study the ground state phase diagram. For the magnetic excitation, we employ the ED and CPT [36, 67, 68] methods. The finite-size clusters with the periodic boundary conditions (torus geometry) used in the ED calculation are shown in Appendix A. The cylinder geometry we used in

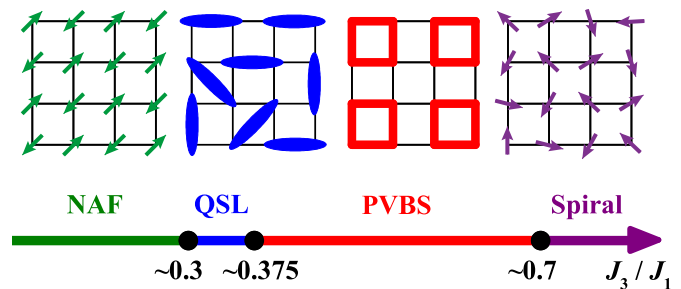


FIG. 1. Phase diagram of the spin-1/2 J_1 - J_3 Heisenberg model on the square lattice. When J_3 is small, the model is in the Néel antiferromagnetic (NAF) phase. With growing J_3 , it enters into a quantum spin liquid (QSL) phase for $0.3 \lesssim J_3/J_1 \lesssim 0.375$. In larger J_3 , there is a region of plaquette valence bond solid (PVBS) phase. Around $J_3/J_1 \simeq 0.7$, a phase transition between the PVBS phase and the spiral magnetic order phase occurs.

the DMRG calculation is the rectangular cylinder with the periodic boundary conditions in the y direction and the open boundary conditions in the x direction. To reduce the boundary effects, we choose the lattice size with $L_x \geq 2L_y$ (L_x and L_y represent the numbers of sites in the x and y directions, respectively) and take the correlations of the middle $L_y \times L_y$ sites to calculate the order parameters [10, 11, 69].

In order to determine the phase boundaries and detect possible dimer order in the intermediate paramagnetic phase, we calculate three kinds of order parameters. The first one is the Néel order parameter,

$$m_s^2 = \frac{1}{N} S(\mathbf{M}), \quad S(\mathbf{q}) = \frac{1}{N} \sum_{i,j} \langle \hat{\mathbf{S}}_i \cdot \hat{\mathbf{S}}_j \rangle e^{i\vec{q} \cdot (\vec{r}_i - \vec{r}_j)},$$

where $\mathbf{M} = (\pi, \pi)$. The other two kinds of the order parameters are the dimer order parameters [8],

$$m_\lambda^2 = \frac{1}{N_b} S_\lambda, \quad S_\lambda = \sum_{(k,l)} \epsilon_\lambda(k,l) C_{ijkl},$$

where λ is either “VBC” or “Col”, and N_b is the number of the bonds used in the calculation of m_λ^2 . These two dimer order parameters can be analyzed together to distinguish the CVBS and the s-wave PVBS state whose symmetry breaking state adiabatically connects to the direct product of $|\varphi_0\rangle$ shown in Fig. 13 of Appendix D. For both the two VBS states, m_{VBC}^2 would be finite in the thermodynamic limit, while m_{Col}^2 would be finite only for the CVBS state and would be zero for the s-wave PVBS state [8]. The phase factors ϵ_λ of these two dimer order parameters are chosen as shown in the insets of the Figs. 2(c) and 2(d), where the reference bond (i,j) locates in the middle of the cylinders, either along the x (horizontal) direction or the y (vertical) direction. The dimer-dimer correlation function C_{ijkl} is defined as

$$C_{ijkl} = 4 \left[\langle \left(\hat{\mathbf{S}}_i \cdot \hat{\mathbf{S}}_j \right) \left(\hat{\mathbf{S}}_k \cdot \hat{\mathbf{S}}_l \right) \rangle - \langle \hat{\mathbf{S}}_i \cdot \hat{\mathbf{S}}_j \rangle \langle \hat{\mathbf{S}}_k \cdot \hat{\mathbf{S}}_l \rangle \right].$$

We have also calculated the dimer structure factor

$$D(\mathbf{q}) = \frac{1}{2N} \sum_{\langle i,j \rangle} \sum_{\langle k,l \rangle} e^{-i\mathbf{q}\mathbf{r}_{ij,kl}} C_{ijkl},$$

where $\mathbf{r}_{ij,kl}$ means the displacement between the centers of two bonds which connect two pairs of nearest-neighbor sites, $\langle i,j \rangle$ and $\langle k,l \rangle$.

To study the magnetic excitation, we calculate the dynamical spin structure factor defined as

$$S^{+-}(\mathbf{q}, \omega) = \sum_n \left\{ |\langle \psi_n | \hat{S}_{\mathbf{q}}^+ | \psi_0 \rangle|^2 \delta[\omega - (E_n - E_0)] \right\},$$

where $\hat{S}_{\mathbf{q}}^+ = \frac{1}{N} \sum_i e^{-i\mathbf{q}\mathbf{r}_i} \hat{S}_i^+$ is the Fourier transform of the spin operator \hat{S}_i^+ , and $|\psi_n\rangle$ is the eigenstate of the Hamiltonian with energy E_n . Using ED, we calculate the dynamical spin structure factor $S^{+-}(\mathbf{q}, \omega)$ on the 36-site cluster under the periodic boundary conditions, and a small Lorentz broadening factor $\eta = 0.05$ is used in order to observe the prominent excitation peaks more clearly. We also calculate the dynamical spin structure factor by using the bosonic version of the CPT method which maps the spin operators to hard-core boson operators [36]. By using the ED to do exact calculation of a cluster under the open boundary conditions and treating the inter-cluster interactions as perturbations, CPT method can get the dynamical spin structure factor $S^{+-}(\mathbf{q}, \omega)$ in the thermodynamic limit, which has been successfully applied to the J_1 - J_2 Heisenberg model on the square lattice [36]. In this paper, we use the 6×4 cluster and set $\eta = 0.15$ in the CPT calculation.

III. NUMERICAL RESULTS

A. Phase Diagram

First of all, we consider the Néel order parameter m_s^2 which is shown in Fig. 2(a). By keeping up to 8000 SU(2) states to obtain convergent data in DMRG calculation (the DMRG truncation errors are smaller than 1×10^{-5}), we calculate m_s^2 on cylinders with $L_y = 6 - 12$. We exclude $L_y = 4$ because J_3 interaction along the y direction would be doubly counted. The second-order polynomial fitting of m_s^2 suggests that the Néel order vanishes at $J_3 \simeq 0.3$, instead of $J_3 = 0.25$ in the classical limit [30, 50–54]. The smooth vanishing of the extrapolated m_s^2 suggests a continuous phase transition.

Next, we use DMRG to calculate the dimer order parameters m_{VBC}^2 and m_{Col}^2 . Compared with the Néel order parameter m_s^2 , the dimer order parameters for large J_3 and large L_y are more difficult to converge in DMRG calculation, especially for $J_3 \gtrsim 0.4$ and $L_y = 12$. Therefore we extrapolate m_{VBC}^2 and m_{Col}^2 versus $1/m$ (m is the number of the SU(2) states kept in DMRG calculation), which is shown in Fig. 9(a). In Figs. 2(c) and 2(d), we show m_{VBC}^2 and m_{Col}^2 at $J_3 = 0.4$, which are obtained by

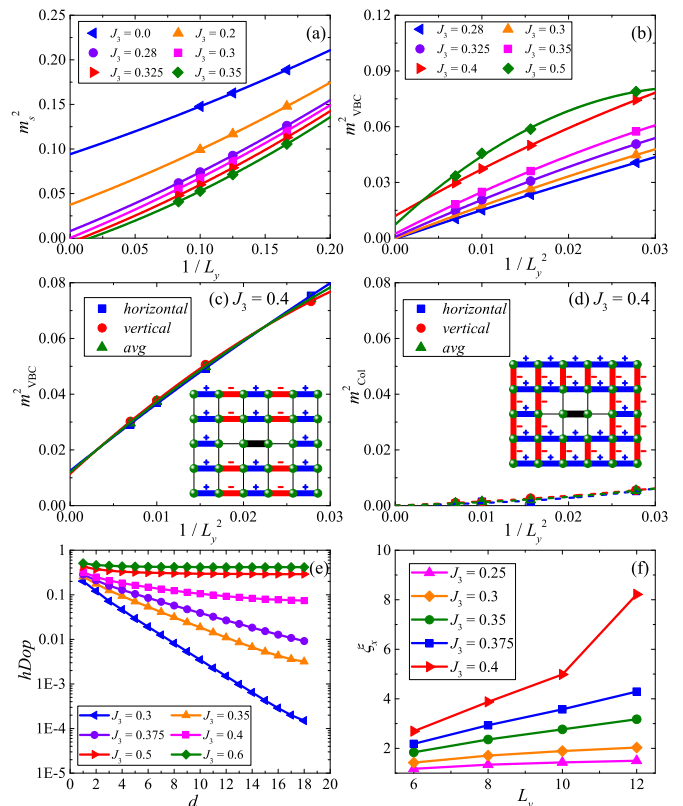


FIG. 2. Finite-size extrapolation of (a) the Néel order parameter m_s^2 and (b) the dimer order parameter m_{VBC}^2 . (c) and (d) are the extrapolation of the dimer order parameters m_{VBC}^2 and m_{Col}^2 at $J_3 = 0.4$ obtained with a horizontal reference bond, a vertical reference bond and the averaged results of these two kinds of reference bonds. The lines in (a)–(c) are the second-order polynomial fits for the data. And the dashed lines in (d) are guides to the eye. The insets in (c) and (d) show the phase factors ϵ_λ for m_{VBC}^2 and m_{Col}^2 , respectively [8]. The bold lines in the center of the insets represent the reference bond (i,j) in the calculation of the dimer order parameters m_λ^2 . (e) shows the logarithmic-linear plot of the hDOP with different J_3 . d is the distance measured from the boundary. The fitting of the exponential decay of the hDOP gives the decay length ξ_x . The hDOP at $J_3 = 0.5, 0.6$ are calculated on the cylinder geometry with $L_y = 10$, and the other data are obtained on the cylinder geometry with $L_y = 12$. (f) shows the decay length ξ_x of the horizontal dimer order versus L_y obtained by DMRG on the cylinder geometry.

choosing different reference bonds. The results obtained with a horizontal and a vertical reference bond are almost the same at $J_3 = 0.4$. By a second-order polynomial fitting, m_{VBC}^2 is extrapolated to finite, while the values of m_{Col}^2 are always very small and approach zero in the thermodynamic limit. For a CVBS state both m_{VBC}^2 and m_{Col}^2 would be finite, but for a s-wave PVBS state only m_{VBC}^2 would be finite [8]. Therefore, our results indicate that the ground state at $J_3 = 0.4$ would be a s-wave PVBS, although some other kinds of VBS state still cannot be fully ruled out [70]. And the proposal of the PVBS

state is further confirmed by the clear plaquette pattern of the nearest-neighbor bond energy obtained on the 8×8 cluster with the fully open boundary conditions, which is shown in Figs. 10(b)–10(d) of Appendix B. To determine the phase region of this s-wave PVBS, we calculate m_{VBC}^2 with different reference bonds, and the finite-size extrapolation of the averaged m_{VBC}^2 at different J_3 is shown in Fig. 2(b). For $J_3 \lesssim 0.35$, the extrapolated m_{VBC}^2 is nearly zero, and it is clearly nonzero at $J_3 = 0.4$.

In order to determine the critical J_3 where the PVBS order develops more accurately, we also study the decay length of the horizontal dimer order parameter (hDOP) [10, 11, 71] on the cylinders with $L_x \geq 3 L_y$. The hDOP is defined as the difference between the bond energies of two adjacent horizontal nearest-neighbor bonds, which is more easily to converge in DMRG calculation compared with dimer correlation function and the calculated dimer order parameters. The hDOPs for different J_3 with $L_y \geq 10$ are shown in Fig. 2(e). The hDOPs are nearly linear curves in the logarithmic-linear plot, meaning that the hDOPs decay exponentially with distance d from the boundary to the bulk. Then we use a function $\text{hDOP} \sim e^{-d/\xi_x}$ to fit the data and get the decay lengths ξ_x of the horizontal dimer order parameter, which are shown in Fig. 2(f). For $J_3 \lesssim 0.375$, ξ_x grows slowly and seems to be finite in large-size limit. For $J_3 \gtrsim 0.375$, ξ_x grows faster than linear especially for $L_y \geq 10$, indicating the existence of the dimer order. At $J_3 \simeq 0.375$, ξ_x increases almost linearly with L_y . Therefore, we take $J_3 \simeq 0.375$ as the critical J_3 where the system enters to the PVBS phase, which is very close to $J_3 = 0.38$ obtained by the PEPS simulation [60]. With further growing J_3 , one can see that even on the cylinder with $L_y = 10$, the hDOP at $J_3 = 0.5$ and 0.6 are almost flat with distance d , which indicates the tendency of an increasing dimer order at $J_3 = 0.5$ and 0.6 .

Besides order parameters, energy level crossing in the low-energy spectrum may also help to determine phase boundaries, which has been applied to the J - Q model [72] and the J_1 - J_2 Heisenberg model on the square lattice [12, 37]. We also calculate the energy spectra for the J_1 - J_3 Heisenberg model with 32 and 36 sites, which are shown in Figs. 3(a) and 3(b), respectively. When J_3 is small, the ground state is the Néel state and the lowest-energy states in the sectors with different total spin S form the Anderson tower of states (TOS) [73–75]. In the thermodynamic limit, these states are degenerate and the ground state will spontaneously break spin $SU(2)$ symmetry; otherwise on finite-size lattice, they are non-degenerate and the finite-size excitation gaps increase with growing quantum number S . In our ED calculations, for both the 32- and 36-site clusters, the ground states are in the singlet sector due to the Lieb-Schultz-Mattis theorem [76]. With increasing J_3 , the triplet ($S = 1$) and quintuplet ($S = 2$) gaps gradually increase. At $J_3 \simeq 0.275$, the lowest-excited singlet state ($S = 0$) and the lowest quintuplet state cross, and the crossing point is close to the transition point obtained by the vanishing

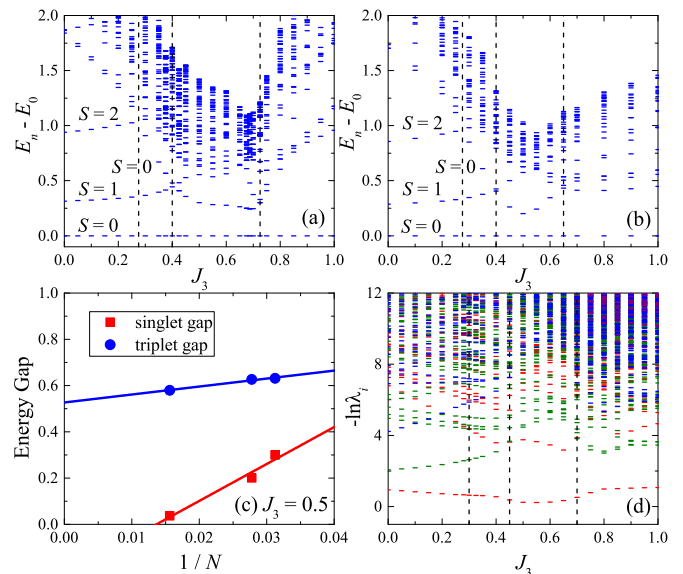


FIG. 3. The low-energy spectra obtained on the (a) 32-site and (b) 36-site clusters. (c) shows the linear extrapolation of the singlet and triplet gap obtained on the torus geometry versus $1/N$ at $J_3 = 0.5$. (d) is the entanglement spectrum obtained on the cylinder geometry with $L_y = 8, L_x = 24$ by DMRG, in which the eigenvalues of the reduced density matrix λ_i with different total spin $S = 0, 1, 2$ and $S > 2$ are represented by red, green, blue and purple bars, respectively.

Néel order determined by the scaling of order parameter in Fig. 2(a). At $J_3 \simeq 0.4$, the lowest excited singlet state further crosses with the lowest triplet state. Despite there is finite-size effect, the AFM-QSL and QSL-PVBS transition points obtained from the level crossings in the low-energy spectra agree with those from the extrapolations of order parameters.

In the PVBS phase, the ground state is a spin singlet state and has a four-fold degeneracy which can be lifted by spontaneously translational symmetry breaking in the thermodynamic limit, and the triplet excitation would be gapped. However, due to the finite-size effect in ED calculation, we can only identify three singlet states of the four-fold degeneracy as shown in Figs. 3(a) and 3(b), which are located in the translational momentum sectors with $k = (0, 0)$, $(\pi, 0)$ and $(0, \pi)$, respectively. To determine the low-energy gaps in the PVBS phase, we calculate the energy gaps at $J_3 = 0.5$ obtained on the torus geometry with different lattice sizes, as shown in Fig. 3(c). The energy gaps of the 32- and 36-site clusters are calculated by ED (see the details in Fig. 11). The results of the 8×8 lattice are obtained by DMRG and have been extrapolated with the number of the $SU(2)$ states to get the convergent results. As shown in Fig. 3(c), the singlet gap $[E_1(S = 0) - E_0(S = 0)]$ is extrapolated to zero and the triplet gap $[E_0(S = 1) - E_0(S = 0)]$ is extrapolated to a finite value, which are consistent with the PVBS state. With the further increase of J_3 , another (avoided) energy level crossing occurs at $J_3 \simeq 0.725$ for

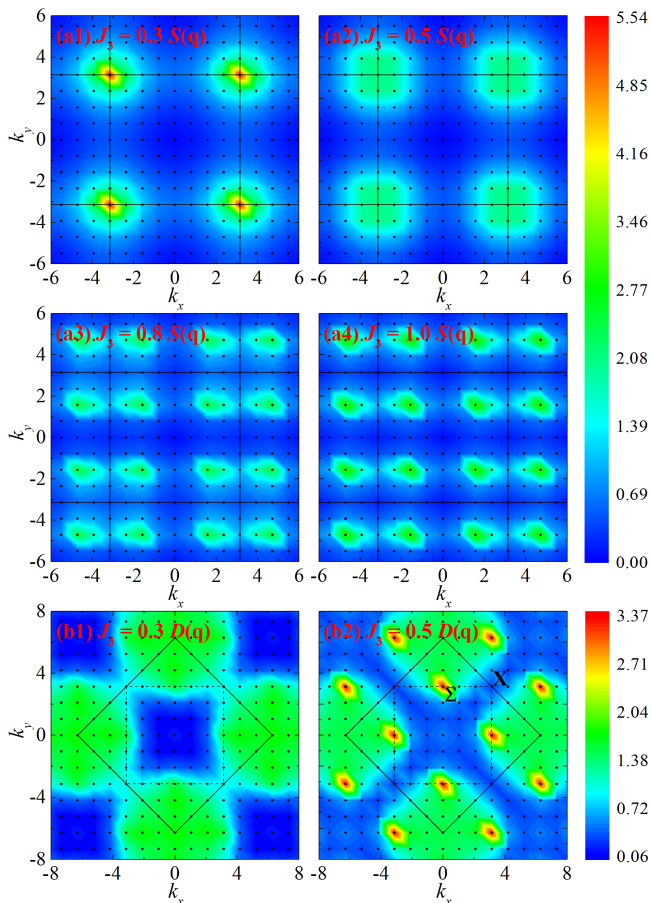


FIG. 4. The contour plots of [(a1)–(a4)] spin structure factor $S(\mathbf{q})$ obtained on the cylinder geometry with $L_y = 8$ by DMRG and [(b1), (b2)] dimer structure factor $D(\mathbf{q})$ obtained on the 36-site cluster by ED. The solid lines are the Brillouin zone edge of the original square lattice and the dashed lines in (b1) and (b2) are the Brillouin zone edge of the new square lattice formed by the centers of all the nearest-neighbor bonds in the original lattice.

the 32-site cluster and at $J_3 \simeq 0.65$ for the 36-site cluster, which indicate the phase transition from the PVBS phase to the spiral order phase.

In Fig. 3(d), we also show the entanglement spectrum obtained by DMRG on the 24×8 cylinder geometry. From $J_3 = 0.0$ to $J_3 = 1.0$, the lowest spectrum level keeps only one-fold degeneracy in the $S = 0$ sector, which has a gap from the higher spectra. For the higher spectra above the lowest level, there are crossings between the spectra with $S = 0$ and $S = 1$ at $J_3 \simeq 0.3$ and 0.45 , which are close to the phase transition points and may also be taken as the signal of phase transitions. Moreover, the level crossing also occurs at $J_3 \simeq 0.7$, which combined with the results of the energy spectra strongly suggest that the phase boundary between the PVBS and the spiral phase locates at $J_3 \simeq 0.7$. However, due to the change of the ordering momentum in the spiral phase with growing J_3 , it is difficult to obtain this transition

point from the extrapolations of spiral order parameter.

To further characterize the different phases, we also show the static spin structure factor $S(\mathbf{q})$ and the dimer structure factor $D(\mathbf{q})$ at different couplings in Fig. 4. At both $J_3 = 0.3$ and 0.5 , the static spin structure factors $S(\mathbf{q})$ show broad peaks around the M point, which come from the short-range spin correlation inherited from the Néel order and become weaker with the increase of J_3 . In the spiral phase, the wave vector (Q, Q) of the bragg peak should keep approaching to $(\pi/2, \pi/2)$ with increasing J_3 . As shown in Figs. 4(a3) and 4(a4), although the 24×8 cylinder may not have (Q, Q) in the momentum space, the broadened peaks near $(\pi/2, \pi/2)$ are consistent with the spiral order on such a finite cluster. For the dimer structure factor $D(\mathbf{q})$ of the 36-site cluster obtained by ED, there are wide range of broad continua around the original and new Brillouin zone edge at $J_3 = 0.3$. On the other hand, $D(\mathbf{q})$ has sharp peaks at the Σ momentum point of the new Brillouin zone at $J_3 = 0.5$, which agrees with the emergent VBS order.

B. Magnetic Excitation

In this subsection, we study the dynamical spin structure factor by using the CPT and ED methods. In Fig. 5, we show $S^{+-}(\mathbf{q}, \omega)$ obtained by the CPT method along the high-symmetry path $\Gamma(0,0) \rightarrow X(\pi,0) \rightarrow M(\pi,\pi) \rightarrow \Gamma(0,0)$ of the Brillouin zone [see the inset of Fig. 5(a)]. In the Néel phase, the spontaneous breaking of spin $SU(2)$ symmetry contributes a gapless Goldstone mode at the M point as shown in Figs. 5(a) and 5(b). For $J_3 = 0.0$ in Fig. 5(a), our CPT data are consistent with the previous CPT results [36]. With growing J_3 , the high-energy excitation at the X point becomes weaker and splits into two branches. Meanwhile, the intensity of the excitation tail slightly enhances. As shown in Fig. 7(b), these features can also be observed in the ED results obtained on the 36-site cluster, although the ED results have the sharper peaks due to stronger finite-size effect and small Lorentz broadening factor η . With growing J_3 , for example at $J_3 = 0.2$, there is another branch of the excitation around the M point emerging at the energy scale $\omega \approx 2.0$. Meanwhile, the excitation mode at around point $(\pi/2, \pi/2)$ shifts to lower energy. For the Néel phase in the J_1 – J_2 Heisenberg model, the gapless Goldstone mode remains at around the M point [36]. With growing J_2 , the excitation mode at around the X point gradually reduces to lower energy without visible splitting and finally the whole spectrum turns into a broad continuum in the QSL phase [36].

In the QSL phase of the J_1 – J_3 model, the strongest intensity still locates at around the M point as shown in Figs. 5(c) and 5(d). At $J_3 = 0.3$, the lower branch of excitations at the X point becomes weaker and the corresponding excitation gap is smaller, compared with the spectra in the Néel phase. For the higher branch at the X point, it turns into some broad continua with

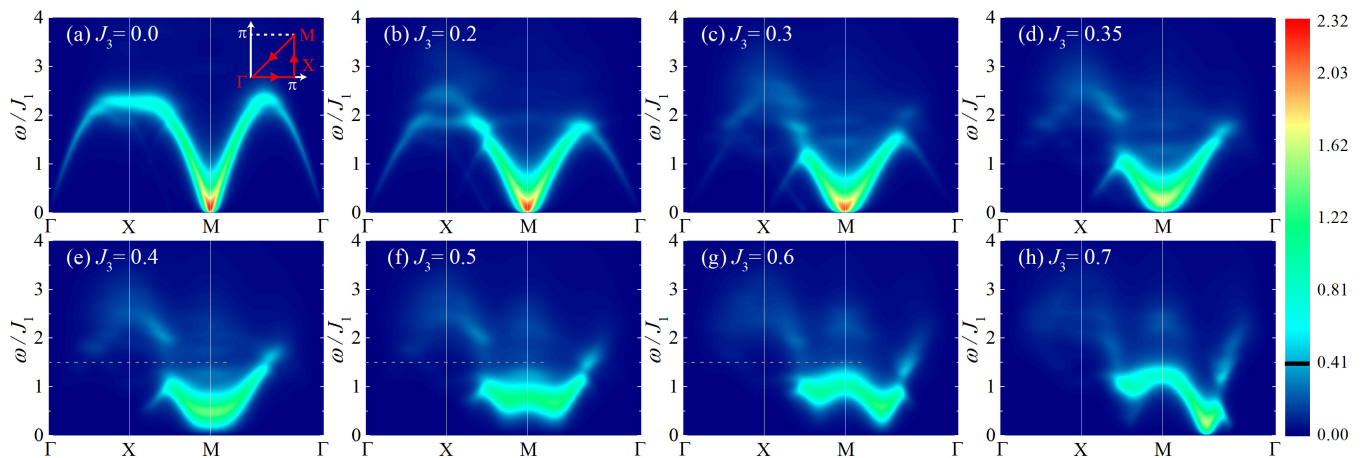


FIG. 5. Dynamical spin structure factors $S^{+-}(\mathbf{q}, \omega)$ at different J_3 calculated by the CPT method with 6×4 cluster tiling. The inset of (a) shows the momentum path in the Brillouin zone. In order to show some high-energy spectra with weaker intensity more clearly, we show $S^{+-}(\mathbf{q}, \omega)$ with different mapping to the color bar for the low- and high-intensity excitation spectra. Above the boundary value $U_0 = 0.4$ which is labeled by a black line on the color bar, a logarithmic mapping is used, $U = U_0 + \log_{10}[S^{+-}(\mathbf{q}, \omega)] - \log_{10}[U_0]$ and $U = S^{+-}(\mathbf{q}, \omega)$ while below the boundary value. The Lorentz broadening factor we use for this figure is $\eta = 0.15$. The dashed lines in (e)-(g) demonstrate the separation between the lower-energy and higher-energy excitations in the PVBS phase.

only slightly weakened spectral intensity. As shown in Fig. 6(a) and Fig. 7(b), these dispersive excitations can also be seen in the ED results for $\omega \gtrsim 2.25$ and are formed by many weak excitation peaks. These continua may attribute to the deconfined spinons in the QSL phase. At $J_3 = 0.35$, a weak signal of a small gap is found in the low-energy spectrum and one can also see some weak continua in high energy around the M point. However, by using ED as a solver for the CPT method, we calculate the clusters up to 24 sites, which may still hard to identify the gapped or gapless nature of the QSL phase. For the QSL phase in the J_1 - J_2 Heisenberg model, the spectrum is characterized by a broad continuum [36], while in the J_1 - J_3 model, there are only some weak continua in the low-energy spectrum around the X point when $J_3 = 0.3$ and 0.35 .

Figures 5(e)-5(g) show the dynamical spin structure factors $S^{+-}(\mathbf{q}, \omega)$ obtained by CPT in the PVBS phase, which have the gapped spin-triplet excitation. Interestingly, it seems that there is another excitation with residual broad continua above $\omega \sim 1.5J_1$, which is separated from the lower-energy excitation by a gap [see the dashed lines in Figs. 5(e)-5(g)]. Such a similar feature has also been observed in the quantum Monte Carlo results of the 2×2 checkerboard model [77]. And we also show our CPT results of the same model in Fig. 12 of Appendix D to do the comparison. In that model, caused by the nonuniform interactions, the translational symmetry is already broken in the Hamiltonian and its ground state is in the plaquette phase when the ratio of the inter- to the intra-plaquette interaction is smaller than $0.548524(3)$ [78]. The plaquette state can adiabatically connect to a state which is formed by the direct product of the 4-site plaquettes. In the plaquette phase,

the two excitations locating at the low and high energy are owing to two different kinds of triplet excitations originating from the 4-site plaquette which are shown in Fig. 13. In the 2×2 checkerboard model, without inter-plaquette interaction, these two kinds of excitations are

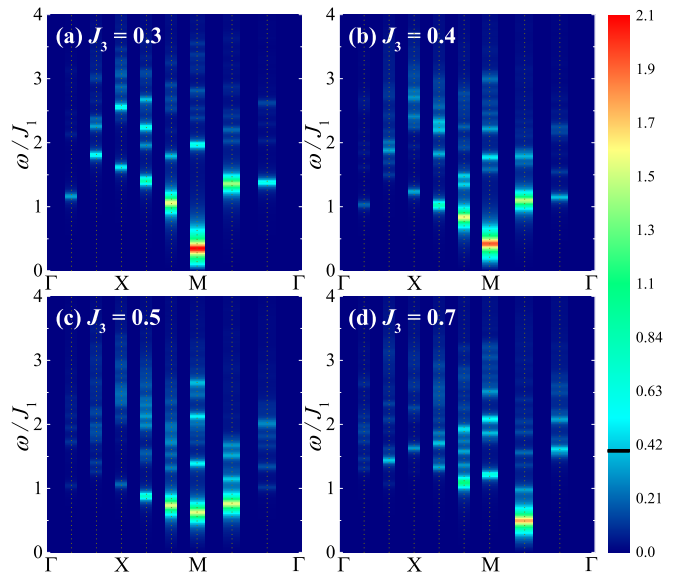


FIG. 6. Dynamical spin structure factors $S^{+-}(\mathbf{q}, \omega)$ at different J_3 calculated by ED. The results are shown in the similar way to Fig. 5 and the boundary value $U_0 = 0.4$ is labeled by a black line on the color bar. The Lorentz broadening factor we use for this figure is $\eta = 0.05$. The dotted lines indicate the momentum points contained in the momentum space of the 36-site cluster.

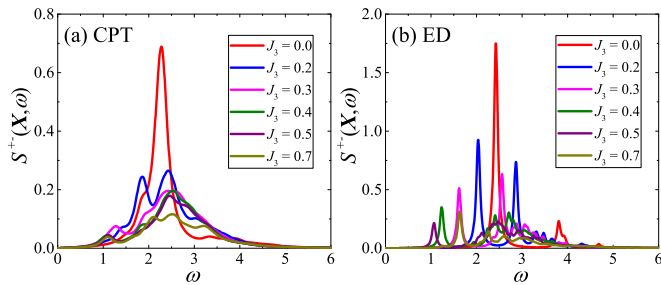


FIG. 7. Dynamical spin structure factors $S^{+-}(\mathbf{q}, \omega)$ at the X momentum point with different J_3 , which are calculated by (a) CPT and (b) ED.

localized. After adding a weak inter-plaquette interaction which can be seen as perturbation, the quasi-particle of the local excitations can move in the whole lattice and the lower-energy branch turns into a dispersive excitation. Compared with the lower-energy branch, the high-energy branch is more localized due to the much larger excitation gap and the effective interactions are very weak, which cause the high-energy branch is nearly flat. In the J_1 - J_3 model, we can also ascribe the two excitations observed in Figs. 5(e)-5(g) to these two kinds of triplet excitations. Nevertheless, there are still some differences between the spectra of the two models. As shown in Fig. 5(e), the low-energy excitation at $J_3 = 0.4$ is a gapped triplon excitation around the M point, which is very similar to the one in the 2×2 checkerboard model. But for $\omega \gtrsim 1.5J_1$, the high-energy branch is a dispersive excitation with weaker intensity. In J_1 - J_3 model, the PVBS phase is formed by spontaneously breaking the translational symmetry and the local excitations at high energy have higher mobility due to the uniform J_1 and J_3 interactions. And these lead to the differences between the spectra of two models. As shown in Fig. 6(c) and 6(d), two triplet excitations can also be seen in the ED results, although the high-energy dispersion is not so clear due to the finite-size effect. Because the PVBS ground state is a singlet state with the translational wave vector at Γ point and $S^{+-}(\mathbf{q}, \omega)$ mainly captures the excitation with $\Delta S = 1$, the low-energy excitations shown in Fig. 6(c) correspond to the triplet excitations, especially around the M point in Fig. 11(b) of Appendix C. With growing J_3 in the PVBS phase, the excitation gap at the M point is enlarged and the minimum gap of the whole Brillouin zone gradually transform from the M point to another wave vector along the $M \rightarrow \Gamma$ path. As shown in Fig. 5(h), when the spiral order is established at $J_3 = 0.7$, a new gapless magnon mode develops around (Q, Q) which is located between the M and Γ point. And the small excitation gap of the ED result in Fig. 6(d) is caused by the finite-size effect.

IV. SUMMARY AND DISCUSSION

By using the DMRG and ED methods, we calculate the order parameters and the low-lying energy and entanglement spectra of the spin-1/2 J_1 - J_3 Heisenberg model on the square lattice. We obtain the phase diagram of this model and find a paramagnetic region ($0.3 \lesssim J_3/J_1 \lesssim 0.7$) sandwiched between the Néel and the spiral order phase. For $0.375 \lesssim J_3/J_1 \lesssim 0.7$, a PVBS phase is characterized by our numerical calculation, including the extrapolated results of the dimer order parameters $m_{\text{VBC}} \neq 0$ and $m_{\text{Col}} = 0$ as well as the vanished (finite) spin singlet gap (spin triplet gap) in the thermodynamic limit. For $0.3 \lesssim J_3/J_1 \lesssim 0.375$, we find absent Néel and dimer order, which agree with a QSL phase.

Furthermore, we use the CPT and ED methods to study the dynamical spin structure factor $S^{+-}(\mathbf{q}, \omega)$. While a Goldstone mode appears at the M point in the Néel phase, a new gapless magnon mode developing around (Q, Q) is found in the spiral order phase, which approaches to $(\pi/2, \pi/2)$ with growing J_3 . In the QSL phase, some dispersive weak excitations around the X and M points are captured by our results. By comparing with the dynamical spin structure factor of the 2×2 checkerboard model, the CPT method is able to capture most of the characteristics of the PVBS phase. Similar to the plaquette phase of the 2×2 checkerboard model, except for the triplet excitation around the M point at low energy, there are another triplet excitation surrounding with some continua at high energy. The difference between the excitation spectra of these two models may be owing to the spontaneously translational symmetry breaking of the PVBS phase and the uniform interactions in the J_1 - J_3 Heisenberg model. In addition, except for the J - Q_6 model [70] and the J_1 - J_2 - J_3 Heisenberg model [7, 8, 11, 13, 14, 59, 61], the four-fold degenerate PVBS phase for the square lattice have been rarely found in models without the explicit translational symmetry breaking in the Hamiltonian. The magnetic excitation of such a PVBS phase has also been rarely studied and our results will provide more theoretical understanding on that phase.

ACKNOWLEDGMENTS

M.W. thanks Shun-Li Yu for helpful discussions and Caiyuan Ye for helping to improve the ED codes. This work is supported by NKRDPC-2017YFA0206203, NKRDPC-2018YFA0306001, NSFC-11804401, NSFC-11974432, NSFC-11832019, NSFC-11874078, NSFC-11834014, NSFC-92165204, GBABRF-2019A1515011337, Leading Talent Program of Guangdong Special Projects (201626003), Shenzhen International Quantum Academy (SIQA202102), and Guangzhou Basic and Applied Basic Research Foundation.

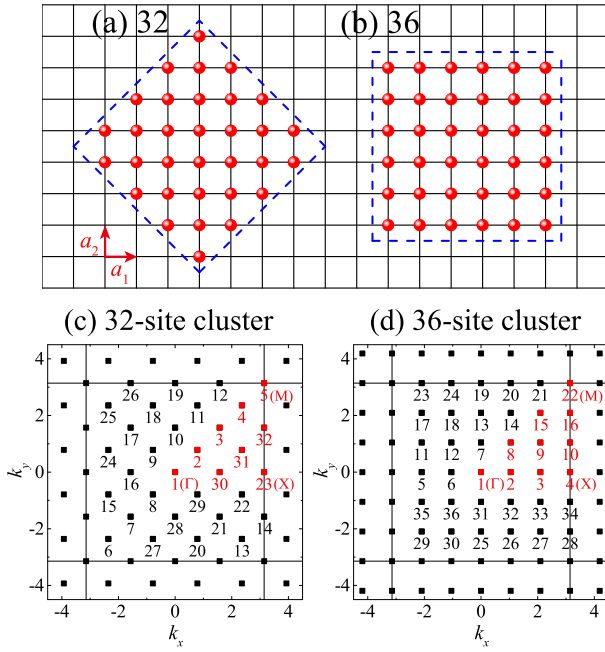


FIG. 8. The finite-size clusters used in the ED calculations. $\mathbf{a}_1 = (a, 0)$ and $\mathbf{a}_2 = (0, a)$ are primitive vectors of the square lattice. (c) and (d) show the momentum points of the 32- and 36-site clusters.

Appendix A: Finite-size Clusters

In this paper, we use the Lanczos ED to calculate the energy spectrum, static dimer structure factor and dynamical spin structure factor. By using the translational symmetry, spin-inversion symmetry and sparse matrix storage technique to reduce the cost of the memory and speed up the calculation, we can do the diagonalizations up to 36 sites under the periodic boundary conditions. (see Fig. 8). Due to the C_{4v} symmetry of the lattice, we can only calculate the energy spectrum of the momentum points labeling red colors shown in Figs. 8(c) and 8(d) instead of all the 32 or 36 momentum points. The eigenstates at the other momentum points have the degenerate energy with the eigenstates at these red momentum points. Both the $M = (\pi, \pi)$ and $X = (\pi, 0)$, $(0, \pi)$ momentum points are contained in these two clusters. The M momentum point is important to capture both the Néel order and the VBS order. Along the high-symmetry path $\Gamma \rightarrow X \rightarrow M \rightarrow \Gamma$ on the 36-site cluster, there are 9 different momentum points which are helpful to get more details of the excitation spectrum on finite-size clusters and to compare with the results obtained by the CPT.

Appendix B: More details of the DMRG results

In the main text, we show the size extrapolation of the dimer order parameter m_{VBC}^2 in Fig. 2(b). In order

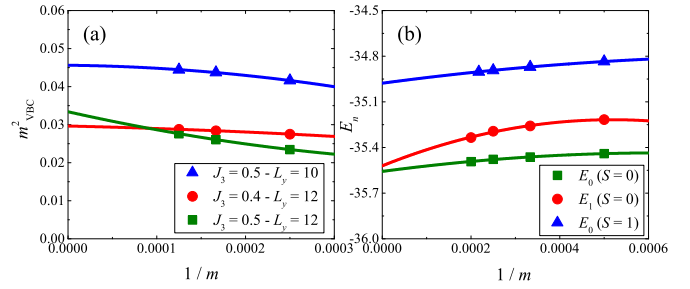


FIG. 9. (a) The second-order polynomial extrapolation of m_{VBC}^2 at different J_3 on cylinder geometries with $L_y = 10$ and 12 versus $1/m$. (b) The second order polynomial extrapolation of the energy at $J_3 = 0.5$ obtained on the 8×8 cluster under the periodic boundary conditions.

to obtain accurate results, we have extrapolated m_{VBC}^2 versus DMRG bond dimensions $1/m$ before size scaling. Due to the limit of computational cost, we can only keep up to 8000 SU(2) states in DMRG calculation. As shown in Fig. 9(a), 8000 SU(2) states are almost enough for the results of m_{VBC}^2 at $J_3 = 0.5$ with $L_y = 10$ and $J_3 = 0.4$ with $L_y = 12$. For larger J_3 or L_y , it seems that more states are needed to ensure fully convergence. This is one reason of the difficulty to determine the phase boundary using the scaling of dimer order parameter. Nonetheless, the extrapolation versus $1/m$ can give more reliable results, which are important to identify the PVBS order.



FIG. 10. The nearest-neighbor bond energy on the 8×8 cluster with the open boundary conditions at $J_3 =$ (a) 0.3, (b) 0.4, (c) 0.5 and (d) 0.6, which are calculated by the DMRG.

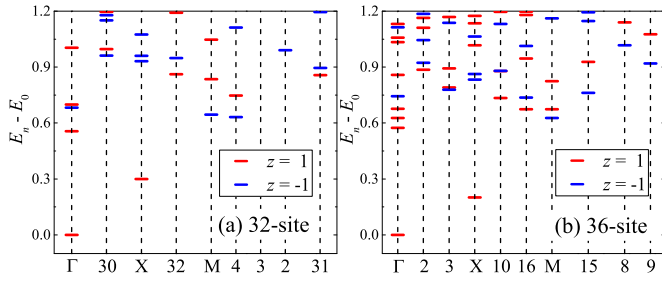


FIG. 11. The low-energy spectra with different momentum points at $J_3 = 0.5$ obtained on the (a) 32-site and (b) 36-site clusters. The red and blue bars represent energies with $z = 1$ and -1 , where z is the eigenvalue of the spin-inversion operator Z [79].

In Fig. 9(b), we also show the bond dimension scaling of the singlet gap and triplet gap of the 8×8 cluster under the periodic boundary conditions at $J_3 = 0.5$, by keeping up to 5000 and 4600 $SU(2)$ states, respectively.

In order to have an intuition of the PVBS phase, we show the nearest-neighbor bond energy on the 8×8 cluster with the open boundary conditions in Fig. 10. For the cluster with the periodic boundary conditions, because of the translational symmetry the nearest-neighbor bond energies are uniform. With the broken translational symmetry in the open boundary conditions, the nearest-neighbor bond energy shows an obvious plaquette pattern at $J_3 = 0.4, 0.5$ and 0.6 , which becomes sharper with the increase of J_3 . Our DMRG result at $J_3 = 0.5$, as shown in Fig. 10(c), agrees well with the result obtained by the PEPS [13]. On the 8×8 cluster, every four neighbor sites form a plaquette, the nearest-neighbor bond energies inside the plaquette are strong and the inter-plaquette bond energies are much weaker, which is consistent with a PVBS phase. This plaquette pattern is much weaker at $J_3 = 0.3$ as shown in Fig. 10(a), and in the Néel phase the nearest-neighbor bond energies only have slight differences with no sign of the plaquette pattern.

Appendix C: Energy Spectrum in the ED calculation

The low-energy spectra on the 32- and 36-site cluster are shown in Fig. 11, which are obtained by ED using the translational and spin-inversion symmetries. Because $N/2$ are both even for the 32- and 36-site clusters, the total spin S of the states in the sectors with $z = 1$ are even number and S are odd number on the contrary [79]. In the low-lying energy spectrum, the states with $z = 1$ are mainly singlet states, and the states with $z = -1$ are mainly triplet states. For these two clusters, the ground states are both the singlet states located in the sector with $k = \Gamma, z = 1$. And the first excited states are both the singlet states located in the sector with $k = X, z = 1$, which are two-fold degenerate. But the lowest

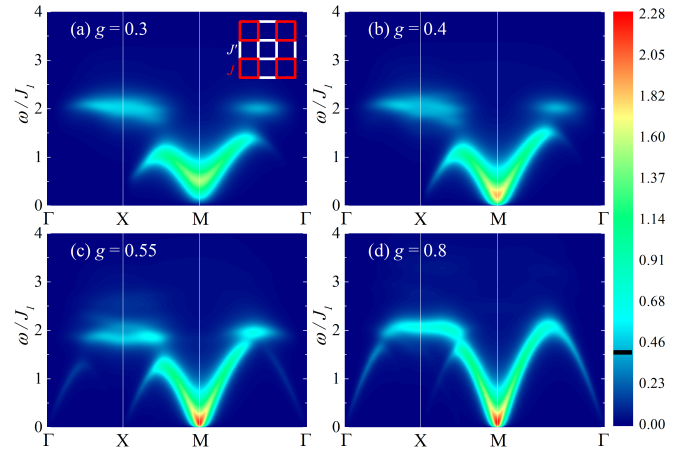


FIG. 12. The dynamical spin structure factors $S^\pm(\mathbf{q}, \omega)$ for the 2×2 checkerboard model with different g calculated by CPT. The inset of (a) shows the structure of the 2×2 checkerboard model in which the red and white lines represent the intra-plaquette J and inter-plaquette interaction J' , respectively. And the parameter g is defined as $g = J'/J$. The results are shown in the similar way to the Fig. 5 and the boundary value $U_0 = 0.4$ is labeled by a black line on the color bar. The Lorentz broadening factor we use for this figure is $\eta = 0.15$.

triplet state are located in the sectors with different k for these two clusters: $k = (3\pi/4, 3\pi/4)$ which is four-fold degenerate for the 32-site cluster and $k = (\pi, \pi)$ (M) which is only one-fold degenerate for the 36-site cluster.

$$\begin{aligned}
 \underline{E_3 = J(1)} & \quad |\varphi_3\rangle & S = 2 \\
 \underline{E_2 = 0(3)} & \left\{ \begin{array}{l} |\varphi_{2,3}\rangle = \frac{1}{2} (\text{diag} \text{ of } \text{red} \text{ and } \text{white} \text{ boxes}) \\ |\varphi_{2,2}\rangle = \frac{1}{2} (\text{diag} \text{ of } \text{red} \text{ and } \text{white} \text{ boxes}) \\ |\varphi_{2,1}\rangle & S = 0 \end{array} \right. & S = 1 \\
 \underline{E_1 = -J(1)} & \quad |\varphi_1\rangle = \frac{\sqrt{2}}{4} (\text{diag} \text{ of } \text{red} \text{ and } \text{white} \text{ boxes}) & S = 1 \\
 \underline{E_0 = -2J(1)} & \quad |\varphi_0\rangle = \frac{1}{\sqrt{3}} (\text{diag} \text{ of } \text{red} \text{ and } \text{white} \text{ boxes}) & S = 0
 \end{aligned}$$

$$\begin{array}{c} 4 \\ \circ \\ 1 \quad \circ \quad 2 \quad \circ \\ \square \end{array} \quad \begin{array}{c} B \\ \circ \\ A \end{array} \quad \begin{array}{c} \circ \\ A \end{array} \quad \begin{array}{c} \circ \\ B \end{array} = \frac{1}{\sqrt{2}} (|\uparrow_A \downarrow_B\rangle - |\downarrow_A \uparrow_B\rangle) \quad \begin{array}{c} B \\ \circ \\ A \end{array} \quad \begin{array}{c} \circ \\ A \end{array} \quad \begin{array}{c} \circ \\ B \end{array} = \frac{1}{\sqrt{2}} (|\uparrow_A \downarrow_B\rangle + |\downarrow_A \uparrow_B\rangle)$$

FIG. 13. The energy spectrum of the Heisenberg model on a 4-site plaquette in the $M_z = 0$ sector. The corresponding spin structures of the ground state and two kinds of triplet excitations are represented by the direct product of singlets (marked by oval box) and triplets (marked by rectangular box). And we show the corresponding S of different eigenstates in the rightmost of this figure, where S is the magnitude of the total spin angular momentum $\sqrt{S(S+1)}\hbar$.

Appendix D: 2×2 checkerboard model

In Ref. [36], the CPT method has been applied on the chain, ladder and square-lattice models, in which the results successfully capture the magnon excitations in the magnetic phase as well as the deconfined spinons in the QSL phase. In order to check the performance of CPT method for the VBS phase especially for the PVBS phase, we use CPT to calculate the dynamical spin structure factors $S^{+-}(\mathbf{q}, \omega)$ for the 2×2 checkerboard model and compare with the previous quantum Monte Carlo results [77]. In this model, there are a Néel phase and a plaquette phase, and the phase transition happens at $g_c = 0.548524(3)$ [78], where $g = J'/J$.

Figure 12 shows the CPT results of $S^{+-}(\mathbf{q}, \omega)$ for the

2×2 checkerboard model. For a single four-site plaquette with only the nearest-neighbor interaction, there are two kinds of triplet excitations which are shown in Fig. 13. When the inter-plaquette interaction J' is turned on and weak, the ground state is a plaquette phase and there are still two split triplet excitations in the excitation spectrum. The upper one keeps at $\omega \approx 2.0$ around the X and $(\pi/2, \pi/2)$ points. The lower triplet excitation is also gapped and the excitation gaps at the M and X points decrease with the increasing of g . At $g \approx g_c$, the ground state turns into the Néel phase and there is a gapless magnon excitation at the M point. Our CPT results agree well with the quantum Monte Carlo results [77], which suggests that the CPT method can successfully capture the excitations in the PVBS phase.

-
- [1] C. Lacroix, P. Mendels, and F. Mila, Introduction to frustrated magnetism: Materials, experiments, theory, Springer (2011).
- [2] X. G. Wen, Mean-field theory of spin-liquid states with finite energy gap and topological orders, *Phys. Rev. B* **44**, 2664 (1991); L. Balents, Spin liquids in frustrated magnets, *Nature* **464**, 199 (2010); X.-G. Wen, Quantum orders and symmetric spin liquids, *Phys. Rev. B* **65**, 165113 (2002); A. Kitaev, Anyons in an exactly solved model and beyond, *Annals of Physics* **321**, 2 (2006); L. Savary and L. Balents, Quantum spin liquids: a review, *Rep. Prog. Phys.* **80**, 016502 (2016); M. R. Norman, Colloquium, *Rev. Mod. Phys.* **88**, 041002 (2016); Y. Zhou, K. Kanoda, and T.-K. Ng, Quantum spin liquid states, *Rev. Mod. Phys.* **89**, 025003 (2017); C. Broholm, R. J. Cava, S. A. Kivelson, D. G. Nocera, M. R. Norman, and T. Senthil, Quantum spin liquids, *Science* **367**, eaay0668 (2020).
- [3] P. W. Anderson, The resonating valence bond state in La_2CuO_4 and superconductivity, *Science* **235**, 1196 (1987).
- [4] P. A. Lee, N. Nagaosa, and X.-G. Wen, Doping a mott insulator: Physics of high-temperature superconductivity, *Rev. Mod. Phys.* **78**, 17 (2006).
- [5] E. Dagotto and A. Moreo, Phase diagram of the frustrated spin-1/2 heisenberg antiferromagnet in 2 dimensions, *Phys. Rev. Lett.* **63**, 2148 (1989).
- [6] H.J. Schulz, T.A.L. Ziman, and D. Poilblanc, Magnetic order and disorder in the frustrated quantum heisenberg antiferromagnet in two dimensions, *J. Phys. I France* **6**, 675 (1996).
- [7] L. Capriotti and S. Sorella, Spontaneous plaquette dimerization in the $j_1 - j_2$ heisenberg model, *Phys. Rev. Lett.* **84**, 3173 (2000).
- [8] M. Mambrini, A. Läuchli, D. Poilblanc, and F. Mila, Plaquette valence-bond crystal in the frustrated heisenberg quantum antiferromagnet on the square lattice, *Phys. Rev. B* **74**, 144422 (2006).
- [9] J. Richter and J. Schulenburg, The spin-1/2 j_1 - j_2 heisenberg antiferromagnet on the square lattice: exact diagonalization for $n=40$ spins, *The European Physical Journal B* **73**, 117 (2010).
- [10] H.-C. Jiang, H. Yao, and L. Balents, Spin liquid ground state of the spin- $\frac{1}{2}$ square J_1 - J_2 heisenberg model, *Phys. Rev. B* **86**, 024424 (2012).
- [11] S.-S. Gong, W. Zhu, D. N. Sheng, O. I. Motrunich, and M. P. A. Fisher, Plaquette ordered phase and quantum phase diagram in the spin- $\frac{1}{2}$ J_1 - J_2 square heisenberg model, *Phys. Rev. Lett.* **113**, 027201 (2014).
- [12] L. Wang and A. W. Sandvik, Critical level crossings and gapless spin liquid in the square-lattice spin-1/2 J_1 - J_2 heisenberg antiferromagnet, *Phys. Rev. Lett.* **121**, 107202 (2018).
- [13] V. Murg, F. Verstraete, and J. I. Cirac, Exploring frustrated spin systems using projected entangled pair states, *Phys. Rev. B* **79**, 195119 (2009).
- [14] J.-F. Yu and Y.-J. Kao, Spin- $\frac{1}{2}$ J_1 - J_2 heisenberg antiferromagnet on a square lattice: A plaquette renormalized tensor network study, *Phys. Rev. B* **85**, 094407 (2012).
- [15] L. Wang, D. Poilblanc, Z.-C. Gu, X.-G. Wen, and F. Verstraete, Constructing a gapless spin-liquid state for the spin-1/2 $J_1 - J_2$ heisenberg model on a square lattice, *Phys. Rev. Lett.* **111**, 037202 (2013).
- [16] L. Wang, Z.-C. Gu, F. Verstraete, and X.-G. Wen, Tensor-product state approach to spin- $\frac{1}{2}$ square J_1 - J_2 antiferromagnetic heisenberg model: Evidence for deconfined quantum criticality, *Phys. Rev. B* **94**, 075143 (2016).
- [17] R. Haghshenas and D. N. Sheng, $u(1)$ -symmetric infinite projected entangled-pair states study of the spin-1/2 square J_1 - J_2 heisenberg model, *Phys. Rev. B* **97**, 174408 (2018).
- [18] W.-Y. Liu, S. Dong, C. Wang, Y. Han, H. An, G.-C. Guo, and L. He, Gapless spin liquid ground state of the spin- $\frac{1}{2}$ $J_1 - J_2$ heisenberg model on square lattices, *Phys. Rev. B* **98**, 241109 (2018).
- [19] D. Poilblanc, M. Mambrini, and S. Capponi, Critical colored-RVB states in the frustrated quantum Heisenberg model on the square lattice, *SciPost Phys.* **7**, 41 (2019).
- [20] W.-Y. Liu, S.-S. Gong, Y.-B. Li, D. Poilblanc, W.-Q. Chen, and Z.-C. Gu, Gapless quantum spin liquid and global phase diagram of the spin-1/2 j_1 - j_2 square antiferromagnetic heisenberg model, *arXiv* **2009**, 01821 (2021).
- [21] L. Capriotti, F. Becca, A. Parola, and S. Sorella, Resonating valence bond wave functions for strongly frus-

- trated spin systems, *Phys. Rev. Lett.* **87**, 097201 (2001).
- [22] T. Li, F. Becca, W. Hu, and S. Sorella, Gapped spin-liquid phase in the $J_1 - J_2$ heisenberg model by a bosonic resonating valence-bond ansatz, *Phys. Rev. B* **86**, 075111 (2012).
- [23] F. Mezzacapo, Ground-state phase diagram of the quantum $J_1 - J_2$ model on the square lattice, *Phys. Rev. B* **86**, 045115 (2012).
- [24] W.-J. Hu, F. Becca, A. Parola, and S. Sorella, Direct evidence for a gapless Z_2 spin liquid by frustrating néel antiferromagnetism, *Phys. Rev. B* **88**, 060402 (2013).
- [25] Y. Qi and Z.-C. Gu, Continuous phase transition from néel state to Z_2 spin-liquid state on a square lattice, *Phys. Rev. B* **89**, 235122 (2014).
- [26] S. Morita, R. Kaneko, and M. Imada, Quantum spin liquid in spin 1/2 j_1 - j_2 heisenberg model on square lattice: Many-variable variational monte carlo study combined with quantum-number projections, *Journal of the Physical Society of Japan* **84**, 024720 (2015).
- [27] F. Ferrari and F. Becca, Spectral signatures of fractionalization in the frustrated heisenberg model on the square lattice, *Phys. Rev. B* **98**, 100405 (2018).
- [28] F. Ferrari and F. Becca, Gapless spin liquid and valence-bond solid in the J_1 - J_2 heisenberg model on the square lattice: Insights from singlet and triplet excitations, *Phys. Rev. B* **102**, 014417 (2020).
- [29] P. Chandra and B. Douçot, Possible spin-liquid state at large s for the frustrated square heisenberg lattice, *Phys. Rev. B* **38**, 9335 (1988).
- [30] M. P. Gelfand, R. R. P. Singh, and D. A. Huse, Zero-temperature ordering in two-dimensional frustrated quantum heisenberg antiferromagnets, *Phys. Rev. B* **40**, 10801 (1989).
- [31] N. Read and S. Sachdev, Large- n expansion for frustrated quantum antiferromagnets, *Phys. Rev. Lett.* **66**, 1773 (1991).
- [32] R. R. P. Singh, Z. Weihong, C. J. Hamer, and J. Oitmaa, Dimer order with striped correlations in the $J_1 - j_2$ heisenberg model, *Phys. Rev. B* **60**, 7278 (1999).
- [33] G.-M. Zhang, H. Hu, and L. Yu, Valence-bond spin-liquid state in two-dimensional frustrated spin-1/2 heisenberg antiferromagnets, *Phys. Rev. Lett.* **91**, 067201 (2003).
- [34] R. Darradi, O. Derzhko, R. Zinke, J. Schulenburg, S. E. Krüger, and J. Richter, Ground state phases of the spin-1/2 $J_1 - -J_2$ heisenberg antiferromagnet on the square lattice: A high-order coupled cluster treatment, *Phys. Rev. B* **78**, 214415 (2008).
- [35] Y.-Z. Ren, N.-H. Tong, and X.-C. Xie, Cluster mean-field theory study of j_1 - j_2 heisenberg model on a square lattice, *Journal of Physics: Condensed Matter* **26**, 115601 (2014).
- [36] S.-L. Yu, W. Wang, Z.-Y. Dong, Z.-J. Yao, and J.-X. Li, Deconfinement of spinons in frustrated spin systems: Spectral perspective, *Phys. Rev. B* **98**, 134410 (2018).
- [37] Y. Nomura and M. Imada, Dirac-type nodal spin liquid revealed by refined quantum many-body solver using neural-network wave function, correlation ratio, and level spectroscopy, *Phys. Rev. X* **11**, 031034 (2021).
- [38] H. Shackleton, A. Thomson, and S. Sachdev, Deconfined criticality and a gapless F_2 spin liquid in the square-lattice antiferromagnet, *Phys. Rev. B* **104**, 045110 (2021).
- [39] R. Melzi, P. Carretta, A. Lascialfari, M. Mambrini, M. Troyer, P. Millet, and F. Mila, $\text{Li}_2\text{VO}(\text{si}, \text{ge})\text{O}_4$, a prototype of a two-dimensional frustrated quantum heisenberg antiferromagnet, *Phys. Rev. Lett.* **85**, 1318 (2000).
- [40] A. Bombardi, J. Rodriguez-Carvajal, S. Di Matteo, F. de Bergevin, L. Paolasini, P. Carretta, P. Millet, and R. Caciuffo, Direct determination of the magnetic ground state in the square lattice $s = 1/2$ antiferromagnet $\text{Li}_2\text{VOSiO}_4$, *Phys. Rev. Lett.* **93**, 027202 (2004).
- [41] P. Carretta, N. Papinutto, C. B. Azzoni, M. C. Mozzi, E. Pavarini, S. Gonthier, and P. Millet, Frustration-driven structural distortion in VMOO_4 , *Phys. Rev. B* **66**, 094420 (2002).
- [42] A. Bombardi, L. C. Chapon, I. Margiolaki, C. Mazzoli, S. Gonthier, F. Duc, and P. G. Radaelli, Magnetic order and lattice anomalies in the $J_1 - J_2$ model system VMOO_4 , *Phys. Rev. B* **71**, 220406 (2005).
- [43] A. A. Tsirlin, A. A. Belik, R. V. Shpanchenko, E. V. Antipov, E. Takayama-Muromachi, and H. Rosner, Frustrated spin-1/2 square lattice in the layered perovskite PbVO_3 , *Phys. Rev. B* **77**, 092402 (2008).
- [44] P. Babkevich, V. M. Katukuri, B. Fåk, S. Rols, T. Fennell, D. Pajić, H. Tanaka, T. Pardini, R. R. P. Singh, A. Mitrushchenkov, O. V. Yazyev, and H. M. Rønnow, Magnetic excitations and electronic interactions in $\text{Sr}_2\text{CuTeO}_6$: A spin-1/2 square lattice heisenberg antiferromagnet, *Phys. Rev. Lett.* **117**, 237203 (2016).
- [45] T. Koga, N. Kurita, M. Avdeev, S. Danilkin, T. J. Sato, and H. Tanaka, Magnetic structure of the $s = \frac{1}{2}$ quasi-two-dimensional square-lattice heisenberg antiferromagnet $\text{Sr}_2\text{CuTeO}_6$, *Phys. Rev. B* **93**, 054426 (2016).
- [46] O. Mustonen, S. Vasala, E. Sadrollahi, K. P. Schmidt, C. Baines, H. C. Walker, I. Terasaki, F. J. Litterst, E. Baggio-Saitovitch, and M. Karppinen, Spin-liquid-like state in a spin-1/2 square-lattice antiferromagnet perovskite induced by d10-d0 cation mixing, *Nature Communications* **9**, 1085 (2018).
- [47] O. Mustonen, S. Vasala, K. P. Schmidt, E. Sadrollahi, H. C. Walker, I. Terasaki, F. J. Litterst, E. Baggio-Saitovitch, and M. Karppinen, Tuning the $s = 1/2$ square-lattice antiferromagnet $\text{Sr}_2\text{Cu}(\text{Te}_{1-x}\text{W}_x)\text{O}_6$ from néel order to quantum disorder to columnar order, *Phys. Rev. B* **98**, 064411 (2018).
- [48] V. M. Katukuri, P. Babkevich, O. Mustonen, H. C. Walker, B. Fåk, S. Vasala, M. Karppinen, H. M. Rønnow, and O. V. Yazyev, Exchange interactions mediated by nonmagnetic cations in double perovskites, *Phys. Rev. Lett.* **124**, 077202 (2020).
- [49] W. Hong, L. Liu, C. Liu, X. Ma, A. Koda, X. Li, J. Song, W. Yang, J. Yang, P. Cheng, H. Zhang, W. Bao, X. Ma, D. Chen, K. Sun, W. Guo, H. Luo, A. W. Sandvik, and S. Li, Extreme suppression of antiferromagnetic order and critical scaling in a two-dimensional random quantum magnet, *Phys. Rev. Lett.* **126**, 037201 (2021).
- [50] P. Locher, Linear spin waves in a frustrated heisenberg model, *Phys. Rev. B* **41**, 2537 (1990).
- [51] A. Moreo, E. Dagotto, T. Jolicoeur, and J. Riera, Incommensurate correlations in the t - j and frustrated spin-1/2 heisenberg models, *Phys. Rev. B* **42**, 6283 (1990).
- [52] A. Chubukov, First-order transition in frustrated quantum antiferromagnets, *Phys. Rev. B* **44**, 392 (1991).
- [53] E. Rastelli and A. Tassi, Nonlinear effects in the spin-liquid phase, *Phys. Rev. B* **46**, 10793 (1992).
- [54] J. Ferrer, Spin-liquid phase for the frustrated quantum heisenberg antiferromagnet on a square lattice, *Phys. Rev. B* **47**, 8769 (1993).

- [55] P. W. Leung and N.-w. Lam, Numerical evidence for the spin-peierls state in the frustrated quantum antiferromagnet, *Phys. Rev. B* **53**, 2213 (1996).
- [56] L. Capriotti, D. J. Scalapino, and S. R. White, Spin-liquid versus dimerized ground states in a frustrated heisenberg antiferromagnet, *Phys. Rev. Lett.* **93**, 177004 (2004).
- [57] L. Capriotti and S. Sachdev, Low-temperature broken-symmetry phases of spiral antiferromagnets, *Phys. Rev. Lett.* **93**, 257206 (2004).
- [58] P. Sindzingre, N. Shannon, and T. Momoi, Phase diagram of the spin-1/2j₁-j₂-j₃heisenberg model on the square lattice, *Journal of Physics: Conference Series* **200**, 022058 (2010).
- [59] J. Reuther, P. Wölfle, R. Darradi, W. Brenig, M. Arlego, and J. Richter, Quantum phases of the planar antiferromagnetic $J_1 - J_2 - J_3$ heisenberg model, *Phys. Rev. B* **83**, 064416 (2011).
- [60] W.-Y. Liu, J. Hasik, S.-S. Gong, D. Poilblanc, W.-Q. Chen, and Z.-C. Gu, The emergence of gapless quantum spin liquid from deconfined quantum critical point, *arXiv* **2110**, 11138 (2021).
- [61] D. González-Cuadra, Higher-order topological quantum paramagnets, *Phys. Rev. B* **105**, L020403 (2022).
- [62] T. Senthil, A. Vishwanath, L. Balents, S. Sachdev, and M. P. A. Fisher, Deconfined quantum critical points, *Science* **303**, 1490 (2004).
- [63] T. Senthil, L. Balents, S. Sachdev, A. Vishwanath, and M. P. A. Fisher, Quantum criticality beyond the landau-ginzburg-wilson paradigm, *Phys. Rev. B* **70**, 144407 (2004).
- [64] A. W. Sandvik, Evidence for deconfined quantum criticality in a two-dimensional heisenberg model with four-spin interactions, *Phys. Rev. Lett.* **98**, 227202 (2007).
- [65] S. R. White, Density matrix formulation for quantum renormalization groups, *Phys. Rev. Lett.* **69**, 2863 (1992).
- [66] I. P. McCulloch and M. Gulácsi, The non-abelian density matrix renormalization group algorithm, *Europhysics Letters (EPL)* **57**, 852 (2002).
- [67] C. Gros and R. Valentí, Cluster expansion for the self-energy: A simple many-body method for interpreting the photoemission spectra of correlated fermi systems, *Phys. Rev. B* **48**, 418 (1993).
- [68] D. Sénéchal, D. Perez, and M. Pioro-Ladrière, Spectral weight of the hubbard model through cluster perturbation theory, *Phys. Rev. Lett.* **84**, 522 (2000).
- [69] S. R. White and A. L. Chernyshev, Néel order in square and triangular lattice heisenberg models, *Phys. Rev. Lett.* **99**, 127004 (2007).
- [70] J. Takahashi and A. W. Sandvik, Valence-bond solids, vestigial order, and emergent so(5) symmetry in a two-dimensional quantum magnet, *Phys. Rev. Research* **2**, 033459 (2020).
- [71] A. W. Sandvik, Finite-size scaling and boundary effects in two-dimensional valence-bond solids, *Phys. Rev. B* **85**, 134407 (2012).
- [72] H. Suwa, A. Sen, and A. W. Sandvik, Level spectroscopy in a two-dimensional quantum magnet: Linearly dispersing spinons at the deconfined quantum critical point, *Phys. Rev. B* **94**, 144416 (2016).
- [73] P. W. Anderson, An approximate quantum theory of the antiferromagnetic ground state, *Phys. Rev.* **86**, 694 (1952).
- [74] C. Lhuillier, Frustrated quantum magnets, *arXiv cond-mat/0502464* (2005).
- [75] A. Wietek, M. Schuler, and A. M. Läuchli, Studying continuous symmetry breaking using energy level spectroscopy, *arXiv* **1704**, 08622 (2017).
- [76] E. Lieb, T. Schultz, and D. Mattis, Two soluble models of an antiferromagnetic chain, *Annals of Physics* **16**, 407 (1961).
- [77] Y. Xu, Z. Xiong, H.-Q. Wu, and D.-X. Yao, Spin excitation spectra of the two-dimensional $s = \frac{1}{2}$ heisenberg model with a checkerboard structure, *Phys. Rev. B* **99**, 085112 (2019).
- [78] X. Ran, N. Ma, and D.-X. Yao, Criticality and scaling corrections for two-dimensional heisenberg models in plaquette patterns with strong and weak couplings, *Phys. Rev. B* **99**, 174434 (2019).
- [79] A. W. Sandvik, Computational studies of quantum spin systems, *AIP Conference Proceedings* **1297**, 135 (2010).