


A Parallel Algorithm for $(3 + \varepsilon)$ -Approximate Correlation Clustering

Mélanie Cambus ✉ 

Aalto University, Finland

Shreyas Pai ✉ 

Aalto University, Finland

Jara Uitto ✉ 

Aalto University, Finland

Abstract

Grouping together similar elements in datasets is a common task in data mining and machine learning. In this paper, we study parallel algorithms for correlation clustering, where each pair of items are labeled either similar or dissimilar. The task is to partition the elements and the objective is to minimize disagreements, that is, the number of dissimilar elements grouped together and similar elements grouped separately.

Our main contribution is a parallel algorithm that achieves a $(3 + \varepsilon)$ -approximation to the minimum number of disagreements. Our algorithm follows the design of the PIVOT algorithm by Ailon, Charikar and Newman [JACM'08] that obtains a 3-approximation in the centralized setting. Our approach effectively reduces the problem to running several instances of correlation clustering on graphs with small maximum degree and hence, a small amount of edges. This reduction makes our technique applicable on several models of massive graph processing, such as Massively Parallel Computing (MPC) and graph streaming.

For the linear memory models, such as the linear memory MPC and streaming, our approach yields $O(1)$ time algorithms, where the runtime is independent of ε . In the low-space regime of MPC with strictly sublinear in n memory per machine, we obtain an $O(\log 1/\varepsilon \cdot \text{poly} \log \log n)$ -round algorithm.

2012 ACM Subject Classification Theory of computation \rightarrow Massively parallel algorithms; Theory of computation \rightarrow Streaming models; Theory of computation \rightarrow Packing and covering problems

Keywords and phrases Correlation Clustering, Parallel Algorithms, MPC Model, Semi-Streaming

1 Introduction

In this paper, we consider the *correlation clustering* problem introduced by [5], where the goal is to group together similar elements and separate dissimilar elements. We model the similarity as a complete signed graph $G = (V, E^+ \cup E^-)$, where a *positive* edge $\{u, v\} = e \in E^+$ indicates that u and v are similar. In case $e \in E^-$, the edge is *negative* and the nodes are dissimilar. The goal is to minimize the *disagreements*, where a disagreement is induced by grouping together dissimilar nodes or separating similar ones. As pointed out by [12], it is typically the case that the set of negative edges is much larger than the set of positive edges. Hence, in this paper, we identify the input graph with the set of positive edges, i.e., $G = (V, E^+)$ and the negative edges are defined implicitly. Correlation clustering is a natural abstraction for central problems in data mining and machine learning such as community and duplicate detection [3, 11], link prediction [22], and image segmentation [19]. A key feature of correlation clustering, as opposed to, for example, the standard k -means clustering, is that the number of clusters is not predetermined.

As the volume of data sets is growing fast, there is an increasing demand for *parallel* solutions to clustering problems. In this paper, we study the parallel complexity of correlation clustering. Our main contribution is a parallel $(3 + \varepsilon)$ -approximation algorithm for correlation

clustering that can be adapted to various modern models of computation tailored for processing massive data sets.

► **Theorem (Informal Main Result).** *There is a parallel $(3 + \varepsilon)$ -approximation algorithm to the correlation clustering problem that can be implemented in*

- $O(\log^3 \log n)$ rounds in the low-space MPC model with $O(m)$ total space,
- $O(\log \log n)$ rounds in the low-space MPC model with $O(n^{1+\delta} + m)$ total space for any constant $\delta > 0$,
- $O(1)$ rounds in the MPC model with $\tilde{O}(n)$ local memory¹,
- $O(1)$ passes in the semi-streaming model with $\tilde{O}(n)$ space.

1.1 Previous Works on Correlation Clustering

In the centralized setting, finding an optimal clustering, that minimizes the disagreements, is known to be NP-hard [5], which motivates the study of approximation algorithm. We note that maximizing *agreements*, where an agreement corresponds to clustering together positive edges and separating negative edges, is also NP-hard, since the optimum solutions are the same for the maximization and the minimization problems. However, the approximation problems are very different. For maximum agreements, a trivial algorithm yields a $1/2$ -approximation and a 0.7664 -approximation and a 0.7666 algorithms are known, even for weighted graphs [21, 9].

In this work, we focus on the minimization problem. The current state-of-the-art approximation ratio is 2.06 due to [10]. This result is obtained through a careful LP-rounding scheme and almost matches the integrality gap 2 for the problem [9]. The downside of LP based algorithms is that it is not known how to efficiently solve LPs in the parallel setting. The best known algorithm not based on solving an LP, called the PIVOT algorithm, yields a 3 -approximation [2]. The PIVOT algorithm works as follows:

- In each sequential step, pick a node u uniformly at random.
- Create a cluster C that contains u and all of its neighbors in the current graph.
- Remove C from the graph and recurse on the remaining graph.

An equivalent formulation is through a *greedy maximal independent set*, or greedy MIS for short, where we pick a random permutation and pick the pivot nodes according to the order of the permutation.

Parallel Pivot.

While the original formulation of the PIVOT algorithm is inherently sequential, an early work towards a parallel PIVOT showed how to pick several pivot nodes in parallel, in each parallel step. The authors obtained a $(3 + \varepsilon)$ -approximation in $O(\log^2 n / \varepsilon)$ rounds. The formulation through the greedy MIS gave a stronger handle towards an efficient parallel algorithm, resulting in an $O(\log^2 n)$ -round 3 -approximation algorithm with high probability [7]. For graphs with maximum degree $\Delta \ll n$, the runtime was improved to $O(\log \Delta \cdot \log n / \varepsilon)$ yielding a $(3 + \varepsilon)$ -approximation. In a more recent work, the analysis of the greedy MIS was improved to $O(\log n)$ rounds, yielding a 3 -approximation in $O(\log n)$ parallel rounds with high probability [16]. It was also shown that the analysis cannot be improved and novel ideas are required for faster algorithms.

¹ $\tilde{O}(\cdot)$ notation hides polynomial factors in $\log n$ and $1/\varepsilon$

Sublogarithmic Parallel Algorithms.

The algorithms based on a parallel implementation we mentioned so far, are well-suited for distributed and parallel models of computation, such as LOCAL, where a communication network is modeled as a graph and the nodes can communicate through messages over the edges of the graph. In models of modern parallel computation, where the communication is not restricted to local message passing, we typically aim for *much faster* runtimes. For example, the logarithmic “barrier” for obtaining good approximations can be overcome in the semi-streaming model, where the greedy MIS can be computed in $O(\log \log n)$ passes [1] yielding a 3-approximation. We refer to Section 4 for more details on these models and keep the discussion here independent of model details.

However, all the above algorithms have *some* dependency on the size of the input graph. In recent works, the sparse-dense decomposition [13, 4] was utilized to obtain a constant approximation to the correlation clustering problem in *constant* many parallel rounds. Furthermore, this approach is quite model independent. On the downside, the approximation ratios, while being constant, are very high. In the case of [13], they obtain an approximation ratio over 700 and the ratio of [4] is over 6400. We underline that our work yields an approximation arbitrarily close to 3 and works in either $O(1)$ or $O(\text{poly log log } n)$ rounds depending on the choice of the model, which arguably improves on both the slow(er) algorithms with good approximation guarantees and the very fast algorithms with worse approximation guarantees.

1.2 Our Contribution

We present a new algorithm, Truncated-Pivot, for the correlation clustering problem that is adaptable to several different models of highly scalable computation. For an intuition of a key observation behind our approach, let us consider a Δ -regular graph as an input. Let us consider an execution of the classic PIVOT algorithm and let π be the uniformly random permutation used by the algorithm. It is known that if we run the PIVOT algorithm on a prefix (of π) of length $O(n \log n / \Delta)$, the maximum degree of the nodes in the remaining graph is at most $\Delta/2$ with high probability (cf. Lemma 9). The observation is that we can form singleton clusters from the rest of the nodes and pay an additional factor 2 in the approximation. This factor can be made arbitrarily small with a more careful argument.

In essence, our approach is a truncated version of the classic PIVOT algorithm. To obtain the above argument for nodes with any degree d , we split the graph into $O(\log \Delta)$ (potentially overlapping) degree classes, where each class is formed by removing all nodes with degree higher than a well-chosen threshold. We show that we can run the PIVOT algorithm on the $O(\log \Delta)$ graphs in parallel, which is very efficient to implement in a parallel setting. As a key technical contribution, we show that executing the PIVOT algorithm in parallel does *not* hurt the 3-approximation guarantee and we only pay an extra ε factor for the singleton clusters.

► **Theorem 1 (Main Theorem).** *For any $\varepsilon > 0$, Truncated-Pivot (Algorithm 1) gives a solution whose expected cost is a $(3 + \varepsilon)$ -approximation to the correlation clustering problem.*

► **Corollary 2 (Linear-space MPC).** *For any $\varepsilon > 0$, there is a $(3 + \varepsilon)$ -approximation algorithm to the correlation clustering problem in the MPC model with $\tilde{O}(n/\varepsilon)$ local memory that runs in $O(1)$ rounds.*

► **Corollary 3** (Low-space MPC). *For any $\varepsilon > 0$, there is a $(3 + \varepsilon)$ -approximation algorithm to the correlation clustering problem in the MPC model with $\tilde{O}(n^\delta)$ local memory that runs in:*

- $O(\log(1/\varepsilon) \log \log n)$ rounds with $\tilde{O}(m + n^{1+\delta})$ total space.
- $O(\log(1/\varepsilon) \log^3 \log n)$ rounds with $\tilde{O}(m + n)$ total space.

► **Corollary 4** (Semi-streaming). *For any $\varepsilon > 0$, there is a $(3 + \varepsilon)$ -approximation algorithm to the correlation clustering problem in the semi-streaming model with one pass and $\tilde{O}(n/\varepsilon)$ space.*

► **Remark 5.** In our technical sections, we show the approximation ratio in expectation and the runtimes with high probability. By standard probability boosting, we can run $O(\log n)$ executions of our algorithm in parallel to obtain the approximation also with high probability without any loss in runtime. The extra $O(\log n)$ -factor in memory requirement is absorbed into the \tilde{O} -notation.

The Organization of the Paper.

In Section 3, we prove Theorem 1, i.e., provide the approximation guarantee of Truncated-Pivot. The model specific details on how to implement the algorithm are deferred to Section 4.

Concurrent Work.

In a very recent unpublished manuscript [6], an $O(1/\varepsilon)$ -round parallel algorithm were introduced for the Correlation Clustering problem that provide a $(3 + \varepsilon)$ -approximation. Their work is also based on adaptations of the PIVOT algorithm but we would like to emphasize that their results and ours were designed independently. Furthermore, the obtained complexities are slightly different: For low-space MPC, our runtimes depend *logarithmically* on ε but have a non-constant dependency on n . Also, in the case of linear memory MPC and streaming, the ε does not appear in our runtimes but influences the memory requirements by a linear in ε factor.

2 The Correlation Clustering Problem

The correlation clustering problem consists in forming an undetermined number of clusters by grouping similar elements together and separating non similar elements. In our case, we aim at minimizing disagreement i.e. the number of non similar nodes clustered together and the number of similar nodes clustered in different clusters. More formally, let K_n be the complete graph on the node set V . The edges of K_n are partitioned into two sets E^+, E^- . The set E^+ is the set of positive edges, representing similarities between nodes and the set E^- is the set of negative edges, that are present between non similar nodes. The input graph is $G = (V, E^+)$ and the negative edges E^- are defined implicitly as the non-edges of G . Therefore, the input size is $O(m + n)$ where $n = |V|$ and $m = |E^+|$. We say that a positive edge is *cut* in a clustering if the two end points belong to different clusters. Our goal is to output a partition of V into at most n clusters that minimize the number of negative edges inside clusters and the number of positive edges that are cut. Note that there is no restriction on the number of clusters.

2.1 Approximation of PIVOT using Bad triangles

Recall the PIVOT algorithm [2] that computes a greedy MIS. Initially, each node is considered *active*. The PIVOT algorithm picks a random permutation of the nodes and iteratively considers each node in the permutation. For each active node u (iterating over the permutation), PIVOT forms a cluster with the active neighbors of u . The cluster is then deleted from the graph by marking the nodes in the new cluster *inactive*. This is repeated until the graph is empty, i.e., all the nodes are clustered. The PIVOT algorithm gives a solution with expected cost being a 3-approximation of the optimum solution.

The 3-approximation given by the PIVOT algorithm is due to the nature of the mistakes that can be made through the clustering process. Consider $u, v, w \in V$: if $e_1 := \{u, v\}$ and $e_2 := \{v, w\}$ are in E^+ but $e_3 := \{w, u\} \in E^-$, then clustering those nodes has to produce at least one mistake. The triplet (e_1, e_2, e_3) is called a *bad triangle*. Because a bad triangle induces at least one mistake in any optimum clustering, the number of disjoint bad triangles gives a lower bound on the disagreement produced by an optimum clustering. In the case of the pivot algorithm, since only direct neighbors of a pivot are added to a cluster, then the following mistakes can happen. Either two neighbors are included in the same cluster being non similar, which includes a negative edge in the cluster (the pivot was the endpoint of two positive edges in a bad triangle), or the pivot was the endpoint of the negative edge in a bad triangle which implies that only one positive edge of this bad triangle is included in the cluster and the second positive edge is cut. The authors of [2] show that the expected number of mistakes produced by the PIVOT algorithm is the sum of the probability that we make a mistake on every (not necessarily disjoint) bad triangle in the graph. The 3-approximation is obtained by comparing this expected cost to the cost of a *packing LP* which is a lower bound on the cost of an optimum clustering.

We use a similar approach for the analysis of the first phase of our Truncated-Pivot algorithm, but we face two main technical challenges. The first challenge is that bounding the expected cost of our solution and constructing a suitable packing solution is a careful examination of the interplay between pivot choices in different degree classes. Moreover this first phase does not cluster all nodes, and we create singleton clusters for these unclustered nodes. Our second technical challenge is bounding the cost of these singleton clusters.

3 Parallel Truncated-Pivot

In this section we describe and analyze the Truncated-Pivot algorithm (Algorithm 1) and in turn prove Theorem 1. The algorithm consists of two phases (1) The Truncated Pivot Phase and (2) The Trivial Clustering Phase.

In the truncated pivot phase, we divide the nodes into overlapping “degree classes” where the i^{th} degree class V_i is the set of nodes v whose degree in the input graph $d(v) \leq \Delta/2^i$. Recall that the edges in the input graph represent the positive edges and the negative edges are defined implicitly as the non-edges of the input graph. For each degree class V_i , we run the PIVOT algorithm (or equivalently greedy MIS with uniformly random ordering) on a carefully chosen prefix graph G_i . This is done in parallel for each degree class, that is each degree class is processed independently of others, even though nodes may belong to multiple degree classes. This independent processing of the degree classes means that a node might end up being part of multiple clusters. To fix this we make each node a part of the cluster it joined in the earliest degree class.

It is important to note that the set of pivots is not an independent set since two pivots chosen in different degree classes can be neighbours of each other. Moreover, since we run

Algorithm 1 Truncated-Pivot

Input: Graph $G = (V, E^+)$ with maximum degree Δ

Truncated Pivot Phase:

- 1: All nodes are unclustered
- 2: **for** $i = 0, 1, 2, \dots, \log \Delta$ **in parallel do**
- 3: Let V_i be the set of nodes v with $d(v) \leq \Delta_i$ where $\Delta_i = \Delta/2^i$.
- 4: Let π_i be an ordering of nodes of V_i chosen uniformly at random.
- 5: Let prefix size $t_i = \frac{c}{\varepsilon} \cdot \frac{n \log n}{\Delta_i}$. $\triangleright c$ is a constant to be specified later.
- 6: Let G_i be the prefix graph induced by the first t_i nodes of π_i
- 7: Let \mathcal{I} be the output of running greedy MIS on G_i with ordering π_i .
- 8: Nodes in \mathcal{I} become cluster centers (pivots).
- 9: Each node in $V_i \setminus \mathcal{I}$ joins the cluster of the smallest pivot neighbour (according to π_i).
- 10: **end for**
- 11: A node belonging to multiple clusters, joins the cluster formed in the earliest iteration.

Trivial Clustering Phase:

- 12: Each unclustered node form a singleton cluster

PIVOT on a prefix in each iteration, we may not cluster all nodes, that is the set of pivots is not maximal. The unclustered nodes of the truncated pivot phase are put into singleton clusters in the trivial clustering phase.

We will analyze the cost of the solution returned by Truncated-Pivot in the following two subsections. First, we prove that the truncated pivot phase gives a partial solution whose expected cost is a 3-approximation of an optimum clustering on the entire graph. And second, we prove that the additional disagreements produced by the nodes that need to be put in singleton clusters during the trivial clustering phase can be charged on the edges cut in the truncated pivot phase. In particular, we show that the we do not add more than a 2ε extra charge on the edges cut during the truncated pivot phase, allowing us to conclude the proof of Theorem 1.

3.1 Truncated Pivot Phase is a 3-Approximation

Recall that a bad triangle corresponds to a 3-cycle with two positive and one negative edge. In order to give an approximation guarantee to the clustered nodes, we first define the following LP-relaxation of correlation clustering from [2]:

$$\min \sum_{e \in E^- \cup E^+} x_e, \quad \text{s.t.} \quad \sum_{e \in t} x_e \geq 1, \forall t \in T \quad (1)$$

where T is the set of all bad triangles (non-necessarily disjoint) of the graph. The dual of this LP is the following:

$$\max \sum_{t \in T} y_t, \quad \text{s.t.} \quad \sum_{t \ni e} y_t \leq 1, \forall e \in E^- \cup E^+. \quad (2)$$

By weak duality we have, $\sum_{t \ni e} y_t \leq LP_{OPT} \leq OPT$ for all dual feasible solutions $\{y_t\}_{t \in T}$. Therefore, in order to get an approximation guarantee it suffices to compare the cost incurred in the truncated pivot phase with a carefully constructed dual feasible solution.

For the sake of analysis, it is more convenient if the iterations of the for loop and the clustering of nodes by the greedy MIS algorithm in Algorithm 1 are considered sequentially

rather than in parallel. The sequential execution of the for loop does not change the computation performed by the nodes, that is, each iteration is executed independent of the choices made in the previous iterations. Also, the output of the greedy MIS algorithm only depends on the ordering of the nodes, and not on how it is implemented. Hence, the clusters formed at the end are identical in both cases.

One advantage of looking at the execution sequentially is that Lines 8, 9, and 11 can be performed on-the-fly by saying that an unclustered node always belongs to the cluster it joins for the first time.

We initially mark all nodes as *active*. When a node first joins a cluster, it becomes *inactive*. Note that an inactive node v can still participate in iterations i for which $v \in V_i$, and even be picked as pivot, or be a neighbor of a pivot. But v will always join the first cluster that made it inactive. In particular, we can have a situation that an inactive node becomes a pivot in a future iteration, and we form a cluster where the pivot is not included in the cluster. See Figure 1 for an illustration of the influence on the pivot choices in earlier iterations.

A Dual Feasible Solution

To generate a dual feasible solution, we define two events for each bad triangle t . The construction of the dual feasible solution is inspired by [9]. The first is A_t which is the event that in some iteration i , all three nodes of t belong to V_i , all three nodes of t are active, and one of the three nodes is chosen as a pivot. In our case, we also need to account for the mistakes created by pivots that are not part of the current iteration. The second event is B_t where in some iteration i , all three nodes of t belong to V_i , exactly two nodes of t are active, and one of the three nodes is chosen as a pivot. Let $\Pr(A_t) = p_t$ and $\Pr(B_t) = q_t$.

For any bad triangle t , the events A_t and B_t are disjoint by definition. Moreover, if either A_t or B_t happen in iteration i , then these events cannot happen for any iteration $j > i$ because if one of the nodes of t is chosen as a pivot then at least two nodes of t will become inactive. Therefore, A_t and B_t can happen in at most one iteration.

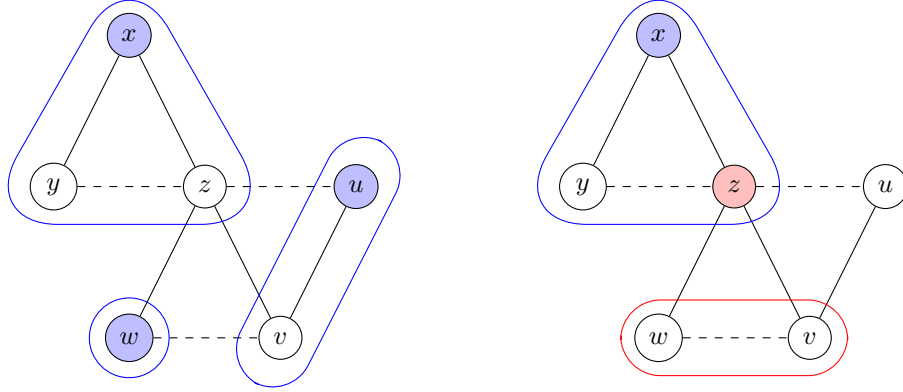
We also define D_e to be the event where both endpoints of e are active and the algorithm produces a disagreement on edge e in the truncated pivot phase, i.e., if e is a positive edge, the end points are in different clusters or if e is a negative edge, the end points are in the same cluster.

The event D_e can also happen in at most one iteration, as at least one end point of e must become inactive once D_e has occurred. Because if e is a negative edge, then both endpoints of e join a cluster and become inactive once D_e happens. And if e is a positive edge, then one of the endpoints of e joins a cluster and becomes inactive once D_e happens. The following claim will be useful in our analysis.

▷ **Claim 6.** Let t, t' be two bad triangles that share a common edge $e \in E^+ \cup E^-$. Then the events $A_t \cap D_e$, $B_t \cap D_e$, $A_{t'} \cap D_e$, and $B_{t'} \cap D_e$ are pairwise disjoint.

Proof. To prove the claim, it is instructive to define each event. Let u, v be the two end points of e and let the three nodes of t be u, v, w respectively. The event $A_t \cap D_e$ is the event that u, v, w are active and w is chosen as pivot. The event $B_t \cap D_e$ is the event that u, v are active and w is chosen as pivot. The events for t' can be defined similarly.

Since nodes are chosen as pivot in sequential order for the analysis, the event for t and t' cannot happen simultaneously. Without loss of generality we can assume that the event for t happens before the event for t' .



■ **Figure 1** The left side shows a clustering created by PIVOT with the blue pivot nodes forming an MIS. The dashed edges are negative edges and regular edges are positive edges. We have omitted some edges for clarity. On the right we show a possible clustering by Truncated-Pivot that can never be constructed by PIVOT. The red cluster is formed in Truncated-Pivot if x is chosen as pivot in iteration i and z is chosen as a pivot in iteration $j > i$. The red cluster makes two additional mistakes, one on $\{v, w\}$ and one on $\{u, v\}$. The mistake on $\{v, w\}$ can be attributed to event B_t happening for $t = (w, z, v)$ and the mistake on $\{u, v\}$ can be attributed to event B_t happening for $t = (u, v, z)$. Node u is not clustered in the truncated pivot phase of Truncated-Pivot and it will form a singleton cluster in the trivial clustering phase.

Once the event $A_t \cap D_e$ (or $B_t \cap D_e$) happens, either u or v become inactive since w will have a positive edge to at least one of the two nodes. Therefore, neither of the events $A_{t'} \cap D_e$ nor $B_{t'} \cap D_e$ can happen since they require both u and v to be active.

Moreover $A_t \cap D_e$ is disjoint from $B_t \cap D_e$ since A_t and B_t are disjoint. This is also true for t' . Hence, all the four events are pairwise disjoint. ◀

► **Lemma 7.** *The assignment $y_t = (p_t + q_t)/3$ is a feasible solution for (2).*

Proof. To show that y_t is a dual feasible solution, we need to show that for all $e \in E^- \cup E^+$, $\sum_{t \ni e} y_t \leq 1$.

We have $\Pr(D_e \cap A_t) = \Pr(D_e \mid A_t) \cdot \Pr(A_t) = p_t/3$, as $\Pr(A_t) = p_t$ and $\Pr(D_e \mid A_t) = 1/3$. This is because exactly one choice of pivot in t can make D_e happen and as the nodes are ordered uniformly at random, each node has equal chance of becoming the pivot. Similarly $\Pr(D_e \cap B_t) = q_t/3$, as $\Pr(B_t) = q_t$ and $\Pr(D_e \mid B_t) = 1/3$.

$$\sum_{t \ni e} \frac{p_t}{3} + \frac{q_t}{3} \leq \sum_{t \ni e} [\Pr(A_t \cap D_e) + \Pr(B_t \cap D_e)] = \Pr(\cup_{t \ni e} ((A_t \cap D_e) \cup (B_t \cap D_e))) \leq 1$$

Where the equality holds due to the pairwise disjointness of events as shown in Claim 6. ◀

► **Lemma 8.** *Let C be the cost of the clusters produced in the truncated pivot phase. We have $\mathbb{E}[C] \leq \sum_{t \in T} (p_t + q_t)$.*

Proof. It is clear that the cost C that the algorithm incurs in the truncated pivot phase is the sum of indicator random variables for each event D_e , and therefore $\mathbb{E}[C] = \sum_{e \in E^+ \cup E^-} \Pr(D_e)$.

Whenever the event D_e happens for a positive edge $e = \{u, v\}$, we can identify a unique bad triangle t , containing e , for which the event $A_t \cup B_t$ happens. The only way D_e can happen is if both u and v are active, and a unique node $w \neq u, v$ is chosen as pivot, such that

w has a positive edge to u and a negative edge to v (or positive edge to v and negative edge to u). Therefore, we have a bad triangle $t = (u, v, w)$ for which the event $A_t \cup B_t$ happens.

Similarly, for a negative edge $e = \{u, v\}$, whenever D_e happens, we can identify a unique bad triangle t , containing e , for which the event $A_t \cup B_t$ happens. The only way D_e can happen is if both u, v are active and a unique node $w \neq u, v$ is chosen as pivot, and w has a positive edge to both u and v . Note that in this case, w can be either active or inactive. Therefore, we have a bad triangle $t = (u, v, w)$ for which the event $A_t \cup B_t$ happens. Recalling that A_t and B_t are disjoint by definition, we can now write:

$$\begin{aligned} \mathbb{E}[C] &= \sum_{e \in E^+ \cup E^-} \Pr(D_e \cap (A_t \cup B_t)) \\ &= \sum_{e \in E^+ \cup E^-} \Pr(D_e \cap A_t) + \Pr(D_e \cap B_t) \\ &\leq \sum_{t \in T} \sum_{e \in t} \Pr(D_e \cap A_t) + \Pr(D_e \cap B_t) \\ &= \sum_{t \in T} \Pr(A_t) + \Pr(B_t) = \sum_{t \in T} (p_t + q_t) \end{aligned}$$

◀

By Lemma 7, we have that $\sum_{t \in T} (p_t + q_t)/3 \leq OPT$. Therefore, we obtain a 3-approximation on the subgraph processed by the truncated pivot phase because $\mathbb{E}[C] = \sum_{t \in T} (p_t + q_t) \leq 3 \left(\sum_{t \in T} (p_t + q_t)/3 \right) \leq 3 \cdot OPT$.

3.2 Analysis of the Trivial Clustering Phase

In the trivial clustering phase, the nodes that were unclustered after the truncated pivot phase form singleton clusters containing only themselves. Here we will show that this only increases the approximation factor from 3 to $3 + 6\varepsilon$ for an arbitrarily small ε .

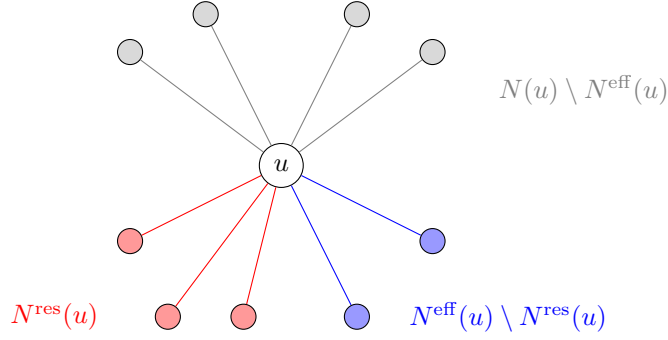
Let $u \in V_i \setminus V_{i+1}$ for some iteration i be a node that is clustered in the trivial clustering phase. Let $N^{\text{eff}}(u) = N(u) \cap V_i$, and let $\deg^{\text{eff}}(u) = |N^{\text{eff}}(u)|$ be the effective degree of u in iteration i . Let $N^{\text{res}}(u)$ be the unclustered neighbors of u in V_i , and let $\deg^{\text{res}}(u) = |N^{\text{res}}(u)|$ be the *residual degree*. We use the fact that u is unclustered after the greedy MIS algorithm is run in iteration i to bound its residual degree in Lemma 10. The following lemma is useful for showing a bound on the residual degree.

► **Lemma 9.** [1, 17] Let G be a graph on n nodes and $\pi : [n] \rightarrow V$ be a uniform-at-random ordering of nodes. For $t \in [n]$, consider the residual graph H_t obtained after computing a greedy MIS (with respect to π) on the subgraph induced by nodes $\{\pi(1), \dots, \pi(t)\}$. Then, with high probability, the maximum degree in H_t is at most $O(n \log n/t)$.

► **Lemma 10.** Let $u \in V_i \setminus V_{i+1}$ for some iteration i . If u is not clustered after iteration i , then $\deg^{\text{res}}(u) \leq \varepsilon \Delta_{i+1}/(1 + 2\varepsilon)$ with high probability.

Proof. If we have $\deg^{\text{eff}}(u) < \varepsilon/(1 + 2\varepsilon)\Delta_{i+1}$ then the lemma holds trivially as $\deg^{\text{res}}(u) \leq \deg^{\text{eff}}(u)$. Consider the greedy MIS execution on G_i , that processes the first $t_i = \frac{\varepsilon}{\Delta_i} \cdot \frac{n \log n}{\Delta_i}$ nodes of V_i . By Lemma 9, for a suitable constant $c > 0$ that depends on ε , the maximum degree of the graph left after the execution is at most $O(n \log n/t_i) \leq \varepsilon \Delta_i/2(1 + 2\varepsilon) = \varepsilon \Delta_{i+1}/(1 + 2\varepsilon)$ since $\Delta_i = 2\Delta_{i+1}$, which implies the lemma. ◀

Since u is clustered in the trivial clustering phase, it is put in a singleton cluster and all the positive edges between u and $N(u)$ are cut. Some of these edges are cut in the truncated



■ **Figure 2** The node $u \in V_i \setminus V_{i+1}$ left unclustered after iteration i . Gray nodes are the nodes are neighbors not in V_i . Red nodes are residual neighbors, and blue nodes are those that were clustered by pivot through iteration i . The color of an edge incident on u is the same as the color of the other endpoint.

pivot phase, and others (e.g. edges between u and $N^{\text{res}}(u)$) are additional edges cut in the trivial clustering phase. We now show an inductive charging argument where we assign the cost incurred on these additional edges, to the edges already cut in the truncated pivot phase.

To make exposition easier, we will assign colors to the edges incident on u . Let edges between u and $N(u) \setminus N^{\text{eff}}(u)$ be gray, edges between u and $N^{\text{eff}}(u) \setminus N^{\text{res}}(u)$ be blue, and edges between u and $N^{\text{res}}(u)$ be red. See Figure 2 for an illustration of this coloring scheme.

As each edge incident on the nodes in the trivial clustering phase is cut, we place a unit charge on all the edges. Consider a node $u \in V_i \setminus V_{i+1}$. The idea is that in iteration i , node u is responsible to handle the charge on the blue and red edges that are cut in this iteration. First, we observe that the blue edges incident on u are cut during the truncated pivot phase, and hence form a good approximation (by Lemma 8), i.e., they are already charged on the bad triangles. Our goal is to spread the charge on the red edges to the blue and gray edges such that each blue edge gets an extra charge of at most 2ε and each gray edge gets at most ε extra charge (on top of the initial unit charge). A crucial detail is that spreading an ε charge on the gray edges is propagated to the iteration in which the other endpoint node v was clustered. This is fine if v is clustered in the truncated pivot phase, but if v is also clustered in the trivial clustering phase, the gray edge $\{u, v\}$ becomes a red edge with charge $1 + \varepsilon$ from v 's perspective. However, since the edge is gray for u , node v must have been clustered in an *earlier* iteration $j < i$. Hence, we inductively assume that the red edges of any node u hold $1 + \varepsilon$ charge when we consider node u . The following lemma formalizes this inductive charging argument.

► **Lemma 11.** *Let $u \in V_i \setminus V_{i+1}$ be a node that is not clustered in iteration i , having at most $\varepsilon\Delta_{i+1}/(1 + 2\varepsilon)$ red edges. Let each red edge have a charge of at most $1 + \varepsilon$ and each blue and gray edge have a charge of at most 1. The charge on the red edges can be assigned to the blue and gray edges, such that each blue and gray edge has a charge of at most $1 + \varepsilon$.*

Proof. The total charge on the red edges is at most $(1 + \varepsilon)\varepsilon\Delta_{i+1}/(1 + 2\varepsilon)$. The number of blue and gray edges is $\deg(u) - \deg^{\text{res}}(u)$. Since $u \in V_i \setminus V_{i+1}$, we have $\deg(u) \in [\Delta_{i+1}, \Delta_i]$ and in particular $\deg(u) - \deg^{\text{res}}(u) \geq \Delta_{i+1} - \varepsilon\Delta_{i+1}/(1 + 2\varepsilon) = (1 + \varepsilon)\Delta_{i+1}/(1 + 2\varepsilon)$.

We will assign the charge of the red edges evenly on the blue and gray edges. So, each blue and gray edge gets an additional charge of at most

$$\frac{(1 + \varepsilon)\varepsilon\Delta_{i+1}/(1 + 2\varepsilon)}{(1 + \varepsilon)\Delta_{i+1}/(1 + 2\varepsilon)} = \varepsilon$$

Therefore, blue and gray edges have a charge of at most $1 + \varepsilon$. \blacktriangleleft

One subtlety is that Lemma 10 implies $\deg^{\text{res}}(u) \leq \varepsilon \Delta_{i+1}/(1 + 2\varepsilon)$ with high probability. Therefore, the condition that a node clustered in the trivial phase must have at most $\varepsilon \Delta_{i+1}/(1 + 2\varepsilon)$ red edges only holds with high probability. But we can use the union bound to say that with high probability for all iterations i , all nodes in $V_i \setminus V_{i+1}$ that are clustered in the trivial clustering phase have at most $\varepsilon \Delta_{i+1}/(1 + 2\varepsilon)$ red edges. We assume that this high probability event holds throughout the analysis for all nodes. We will account for the small probability event separately.

Now, we inductively invoke Lemma 11 and assign the charge on the red edges of each u on the blue and gray edges of u . Initially, each edge holds a unit charge, which handles the base case as we satisfy the conditions in Lemma 11 for all nodes, in particular the ones in the last iteration. For the inductive step, notice that a red edge for a node $u \in V_i \setminus V_{i+1}$ corresponds to either a unit charge edge or an earlier gray edge having charge at most $1 + \varepsilon$. Hence, we can apply Lemma 11 and move the charge to the blue edges and gray edges of u , such that the blue and gray edges have $1 + \varepsilon$ charge. For any gray edge $\{u, v\}$, we must have $v \in V_j \setminus V_{j+1}$ for some $j < i$. If v is clustered in the truncated pivot phase, we treat $\{u, v\}$ as a blue edge and if v is clustered in the trivial clustering phase, the edge $\{u, v\}$ can only be red with respect to v . Therefore, by induction, we get that eventually the red edges incident on nodes in $V_0 \setminus V_1$ contain a charge of at most $1 + \varepsilon$. At this point, the charge from all red edges from earlier iterations has been moved to blue edges and the red edges incident on nodes in $V_0 \setminus V_1$. By the definition of gray edges, nodes in $V_0 \setminus V_1$ can not have any incident gray edges. Hence, the charge on each red edge incident on $v \in V_0 \setminus V_1$ can be moved to the blue edges and the total charge on each blue edge is, by Lemma 11, at most $1 + \varepsilon$.

We can use the above argument to get that, with high probability, the charge on all the positive edges cut during the trivial clustering phase is assigned to the positive edges cut during the truncated pivot phase. Furthermore, each such edge gets a charge of at most $(1 + \varepsilon)$. Finally, we account for the low probability event that the condition in Lemma 10 does not hold. We observe that in the worst case, we can induce (at most) n^2 mistakes on any input graph. Furthermore, the low probability event happens with probability $1/n^c$ for any constant c . Hence, the expected cost of the low probability event is at most $1/n^{c-2}$ and we can, w.l.o.g. assume that the cost of the optimum is at least 1. This term is subsumed by the ε term in the approximation ratio. We get the following lemma.

► **Lemma 12.** *The expected cost of the solution returned by Algorithm 1 is at most $(1 + \varepsilon) \sum_{t \in T} (p_t + q_t)$.*

Proof of Theorem 1. With high probability we obtain a $(3 + 3\varepsilon)$ -approximation for the expected cost of Algorithm 1 because $(1 + \varepsilon) \sum_{t \in T} (p_t + q_t) \leq 3(1 + \varepsilon) (\sum_{t \in T} (p_t + q_t)/3) \leq (3 + 3\varepsilon) \cdot \text{OPT}$. Thus, the total expected cost is at most $(3 + 3\varepsilon) \cdot \text{OPT}$. This proves Theorem 1 if we substitute ε with $\varepsilon/3$. \blacktriangleleft

4 Implementation in Massive Graph Processing Models

In this section, we show how to implement our algorithm, Truncated-Pivot, in several models of parallel computation. While the base of the algorithm is the same for each model, the model choice slightly influences the way we execute PIVOT in the graphs induced by the degree classes and the prefixes of the greedy MIS permutation π .

Recall that we define G_i as the prefix graph induced by the first t_i nodes chosen from the node set V_i according to π_i in Truncated-Pivot. Next, we bound the size of G_i .

► **Lemma 13.** *The maximum degree of G_i is $O((1/\varepsilon) \log n)$ with high probability, where n is the number of nodes in the original input graph G .*

Proof. Consider a node $u \in V_i$ and let $|V_i| = n_i$. and a neighbor v of u in V_i . By the definition of V_i (see Algorithm 1 in Truncated-Pivot), we have that $d(u) \leq \Delta_i$ in the original graph G . Since π_i is chosen uniformly at random, we have that $v \in G_i$ with probability $\min\{1, (c/\varepsilon) \cdot (\log n/\Delta_i)\}$ for some constant c . Hence, we can apply a standard Chernoff bound and obtain that $d_{G_i}(u) \leq O((1/\varepsilon) \log n)$ with high probability. By applying union bound, we get that this holds for all nodes in V_i and the lemma follows. ◀

In each case of the implementations, we only need to bound the runtime and memory usage of the algorithm in the corresponding model. Since we execute the Truncated-Pivot algorithm, the approximation ratio follows by Theorem 1.

4.1 Linear-space MPC

In this section, we consider the Massively Parallel Computation (MPC) introduced by [18]. In the MPC model we have M machines with S words of memory each, where each word corresponds to $O(\log n)$ bits. Notice that an identifier of an edge or a node requires one word to store. The machines communicate in an all-to-all fashion. The input graph is divided among the machines and for simplicity and without loss of generality, we assume that the edges of each node are placed on the same machine. In the *linear-space* MPC model, we set $S = \tilde{\Theta}(n)$, where the $\tilde{\Theta}(n)$ hides terms polylogarithmic in n . Furthermore, the *total space* is defined as $M \cdot S$ and in our case, we set $M = \tilde{\Theta}(n)$. Notice that $M \cdot S = \Omega(m)$, for the number of edges m in the input graph, simply to store the input.

Implementation

By the definition of Truncated-Pivot, we process $\log \Delta + 1$ graphs G_i for $i = 0, 1, \dots, \log \Delta$. By Lemma 13, we have that the size of each G_i is $O(n \cdot \log n)$. Therefore, we can gather all graphs G_i onto a single machine with $S = O(n/\varepsilon \cdot \log n \cdot \log \Delta) \leq (n/\varepsilon) \cdot \text{poly log } n$ local memory. Hence, we can gather the information onto a single machine in $O(1)$ rounds and simulate Truncated-Pivot in a single MPC round resulting in a runtime of $O(1)$ MPC rounds. Notice that this runtime is independent of ε . We obtain Corollary 2.

4.2 Low-space MPC

Similar to the case of linear-space, the low-space MPC model [18] consists of M machines with S local memory each and the machines can communicate all-to-all. The crucial difference is that in the low-space variant, the local memory is *strictly sublinear*, i.e., n^δ for some constant $0 < \delta < 1$. In this model, there is no possibility to store any sort of global overview of the graph on one machine, for example, a spanning tree. In particular, it is not possible to store a bounded degree subgraph in the memory of a single machine similar to the linear memory variant of the MPC model.

In previous work [8], the authors studied algorithms for finding a greedy MIS as a function of the maximum degree of the input graph. We will use them together with Lemma 13 to obtain our results for the low-space MPC setting. Their main result was to simulate the greedy MIS algorithm on the whole input graph in $O(\log \Delta \cdot \text{poly log log } n)$ rounds in the low-space model. This immediately implies a 3-approximation to correlation clustering in the same number of rounds. Their runtime dependency on Δ is much higher than ours but they provided the following very useful algorithms as subroutines.

► **Lemma 14** ([8]). *Let $G = (V, E)$ be a graph with maximum degree Δ . Let π be a uniform-at-random ordering of V .*

- *There is a low-space MPC algorithm that, with high probability, outputs a greedy MIS on G (with respect to π) in $O(\log^2 \Delta \cdot \log \log n)$ rounds. The algorithm uses $\tilde{O}(n^\delta)$ local memory and $\tilde{O}(m)$ total space.*
- *There is a low-space MPC algorithm that, with high probability, outputs a greedy MIS on G (with respect to π) in $O(\log \Delta + \log \log n)$ rounds. The algorithm uses $\tilde{O}(n^\delta)$ local memory and $\tilde{O}(n^{1+\delta} + m)$ total space.*

Superlinear Total Space

We begin with showing how to implement the Truncated-Pivot algorithm with superlinear total space, i.e., $M \cdot S = O(n^{1+\delta} + m)$. Our goal is to simulate the execution of the greedy MIS algorithm on each prefix graph G_i . By Lemma 13, we have that the maximum degree $\Delta(G_i)$ of G_i is $O((1/\varepsilon) \log n)$. Then, by Lemma 14, we obtain an algorithm that can process G_i in $O(\log \Delta(G_i) + \log \log n)$ rounds in the low-space MPC model with $\tilde{O}(n^{1+\delta} + m)$ total space. Again, we can process G_i for all $i = 0, \dots, O(\log \Delta)$, in parallel with an $O(\log \Delta)$ total space overhead. Since $\Delta(G_i) = O((1/\varepsilon) \cdot \log n)$, we have an $O(\log(1/\varepsilon) \cdot \log \log n)$ -time algorithm.

Linear Total Space

Now, we move to showing how to trade total space with runtime to obtain a total space bound of $\tilde{O}(m)$. The high level idea by [8] is to recursively split a prefix graph into smaller pieces, or *chunks*, that induce subgraphs that have a polylogarithmic number of nodes. Recall that $\Delta(G_i) = O((1/\varepsilon) \log n)$ for each i . By Lemma 14, we can simulate the greedy MIS algorithm in G_i in $O(\log^2 \Delta(G_i) \cdot \log \log n) = O(\log(1/\varepsilon) \cdot \log^3 \log n)$ rounds using $\tilde{O}(m)$ total space. Again, we can simulate greedy MIS on each G_i in parallel with an $O(\log \Delta)$ overhead in the total space requirement. Combining this with the result for the superlinear total space, we obtain Corollary 3.

4.3 Semi-streaming

Typically in the distributed and parallel settings, the input graph is too large to fit a single computer. Hence, it is divided among several computers (in one way or another) and the computers need to communicate with each other to solve a problem. Another angle at tackling large datasets and graphs is through the *graph streaming models* [14, 15, 20]. In these models, the graph is not stored centrally but an algorithm has access to the edges one by one in an input stream, chosen randomly or by an adversary (the choice sometimes makes a difference). We assume that each edge is processed before the next pass starts. In the semi-streaming setting, the algorithm has $\tilde{O}(n)$ working space, that it can use to store its state. The goal is make as few *passes* over the edge-stream as possible, ideally just a small constant amount. Notice that in the case of many problems, such as matching approximation or correlation clustering, simply storing the output might demand $\Omega(n \log n)$ bits.

Implementation.

The implementation of Truncated-Pivot is straightforward in the semi-streaming model and it follows along the lines of the implementation in linear-space MPC. In $O(1)$ passes, compute the degree of each node. If we informed when a pass ends, we can do this in a single pass.

Otherwise, we can store a XOR of the edge-identifiers to detect when the second pass ends. Storing the degrees takes at $O(n \log n)$ bits². With this information, we can compute the prefix graphs G_i and, by Lemma 14, each of graph G_i requires $O((1/\varepsilon) \cdot n \log^2 n)$ bits to store, for $i = 0, 1, \dots, O(\log \Delta)$. Hence, using $O((1/\varepsilon) \cdot n \log^3 n)$ space, we can gather all the information required to simulate Truncated-Pivot and we obtain a $O(1)$ pass semi-streaming algorithm as posed in Corollary 4.

5 Open Questions

While our work improves on the current approximation ratios of the most efficient algorithms, we still do not reach the 3-approximation guaranteed by PIVOT. As intriguing open questions, we ask:

- Can we find a randomized greedy MIS in $O(1)$ time linear memory models such as linear-space MPC, Congested Clique, or semi-streaming?
- Can we find a 3-approximation to the correlation clustering problem in $O(\log \log n)$ rounds in the low-space MPC model?

References

- 1 Kook Jin Ahn, Graham Cormode, Sudipto Guha, Andrew McGregor, and Anthony Wirth. Correlation Clustering in Data Streams. In *International Conference on Machine Learning (ICML)*, pages 2237–2246, 2015.
- 2 Nir Ailon, Moses Charikar, and Alanthan Newman. Aggregating inconsistent information: ranking and clustering. *Journal of the ACM (JACM)*, 55(5):1–27, 2008.
- 3 Arvind Arasu, Christopher Ré, and Dan Suciu. Large-Scale Deduplication with Constraints Using Dedupalog. In *2009 IEEE 25th International Conference on Data Engineering*, pages 952–963, 2009.
- 4 Sepehr Assadi and Chen Wang. Sublinear Time and Space Algorithms for Correlation Clustering via Sparse-Dense Decompositions. In *the Proceedings of the Innovations in Theoretical Computer Science Conference (ITCS 2022)*, pages 10:1–10:20, 2022.
- 5 Nikhil Bansal, Avrim Blum, and Shuchi Chawla. Correlation clustering. *Machine learning*, 56(1):89–113, 2004.
- 6 Soheil Behnezhad, Moses Charikar, Weiyun Ma, and Li-Yang Tan. Almost 3-Approximate Correlation Clustering in Constant Rounds, 2022.
- 7 Guy E. Blelloch, Jeremy T. Fineman, and Julian Shun. Greedy Sequential Maximal Independent Set and Matching are Parallel on Average. In *the Proceedings of the Symposium on Parallel Algorithms and Architectures (SPAA)*, pages 308–317, 2012.
- 8 Mélanie Cambus, Davin Choo, Havu Mäkelä, and Jara Uitto. Massively parallel correlation clustering in bounded arboricity graphs, 2021.
- 9 Moses Charikar, Venkatesan Guruswami, and Anthony Wirth. Clustering with qualitative information. *Journal of Computer and System Sciences*, 71(3):360–383, 2005.
- 10 Shuchi Chawla, Konstantin Makarychev, Tselil Schramm, and Grigory Yaroslavtsev. Near Optimal LP Rounding Algorithm for Correlation Clustering on Complete and Complete k -partite Graphs. In *the Proceedings of the ACM Symposium on Theory of computing (STOC)*, pages 219–228, 2015.
- 11 Yudong Chen, Sujay Sanghavi, and Huan Xu. Clustering sparse graphs. In F. Pereira, C.J. Burges, L. Bottou, and K.Q. Weinberger, editors, *Advances in Neural Information Processing Systems (NeurIPS)*, volume 25. Curran Associates, Inc., 2012.

² Typically in the streaming setting, we talk about bits instead of words (of $O(\log n)$ bits).

- 12 Flavio Chierichetti, Nilesch Dalvi, and Ravi Kumar. Correlation clustering in mapreduce. In *Proceedings of the 20th ACM SIGKDD international conference on Knowledge discovery and data mining*, pages 641–650, 2014.
- 13 Vincent Cohen-Addad, Silvio Lattanzi, Slobodan Mitrović, Ashkan Norouzi-Fard, Nikos Parotsidis, and Jakub Tarnawski. Correlation clustering in constant many parallel rounds. In *International Conference on Machine Learning (ICML)*, pages 2069–2078, 2021.
- 14 Joan Feigenbaum, Sampath Kannan, Andrew McGregor, Siddharth Suri, and Jian Zhang. Graph Distances in the Streaming Model: The Value of Space. In *the Proceedings of the Sixteenth Annual ACM-SIAM Symposium on Discrete Algorithms (SODA)*, pages 745–754, 2005.
- 15 Joan Feigenbaum, Sampath Kannan, Andrew McGregor, Siddharth Suri, and Jian Zhang. On Graph Problems in a Semi-Streaming Model. *Theor. Comput. Sci.*, 348(2):207–216, 2005.
- 16 Manuela Fischer and Andreas Noever. Tight analysis of parallel randomized greedy MIS. *ACM Transactions on Algorithms (TALG)*, 16(1):1–13, 2019.
- 17 Mohsen Ghaffari, Themis Gouleakis, Christian Konrad, Slobodan Mitrović, and Ronitt Rubinfeld. Improved massively parallel computation algorithms for mis, matching, and vertex cover. In *the Proceedings of the ACM Symposium on Principles of Distributed Computing (PODC)*, pages 129–138, 2018.
- 18 Howard Karloff, Siddharth Suri, and Sergei Vassilvitskii. A model of computation for mapreduce. In *the Proceedings of the Twenty-First Annual ACM-SIAM Symposium on Discrete Algorithms (SODA)*, pages 938–948, 2010.
- 19 Sungwoong Kim, Sebastian Nowozin, Pushmeet Kohli, and Chang Yoo. Image Segmentation Using Higher-Order Correlation Clustering. *IEEE Transactions on Pattern Analysis and Machine Intelligence*, 36, 01 2011.
- 20 S. Muthukrishnan. Data Streams: Algorithms and Applications. 1(2):117–236, 2005.
- 21 Chaitanya Swamy. Correlation clustering: maximizing agreements via semidefinite programming. In *SODA*, volume 4, pages 526–527. Citeseer, 2004.
- 22 Grigory Yaroslavtsev and Adithya Vadapalli. Massively Parallel Algorithms and Hardness for Single-linkage Clustering under ℓ_p -distances. In *the Proceedings of the International Conference on Machine Learning (ICML)*, pages 5596–5605, 2018.