

Posterior Probability Matters: Doubly-Adaptive Calibration for Neural Predictions in Online Advertising

Penghui Wei
Alibaba Group
Beijing, China
wph242967@alibaba-inc.com

Weimin Zhang
Alibaba Group
Beijing, China
dutan.zwm@alibaba-inc.com

Ruijie Hou
Alibaba Group
Beijing, China
ruijie.hrj@alibaba-inc.com

Jinquan Liu
Alibaba Group
Beijing, China
jinquan.ljq@alibaba-inc.com

Shaoguo Liu
Alibaba Group
Beijing, China
shaoguo.lsg@alibaba-inc.com

Liang Wang
Alibaba Group
Beijing, China
liangbo.wl@alibaba-inc.com

Bo Zheng
Alibaba Group
Beijing, China
bozheng@alibaba-inc.com

ABSTRACT

Predicting user response probabilities is vital for ad ranking and bidding. We hope that predictive models can produce accurate probabilistic predictions that reflect true likelihoods. Calibration techniques aims to post-process model predictions to posterior probabilities. Field-level calibration – which performs calibration w.r.t. to a specific field value – is fine-grained and more practical. In this paper we propose a doubly-adaptive approach AdaCalib. It learns an isotonic function family to calibrate model predictions with the guidance of posterior statistics, and field-adaptive mechanisms are designed to ensure that the posterior is appropriate for the field value to be calibrated. Experiments verify that AdaCalib achieves significant improvement on calibration performance. It has been deployed online and beats previous approach.

CCS CONCEPTS

• **Information systems** → **Computational advertising.**

KEYWORDS

response prediction, field-level calibration, adaptive mechanisms

ACM Reference Format:

Penghui Wei, Weimin Zhang, Ruijie Hou, Jinquan Liu, Shaoguo Liu, Liang Wang, and Bo Zheng. 2022. Posterior Probability Matters: Doubly-Adaptive Calibration for Neural Predictions in Online Advertising. In *Proceedings of the 45th International ACM SIGIR Conference on Research and Development*

Correspondence to: S. Liu. The first two authors contributed equally.

Permission to make digital or hard copies of all or part of this work for personal or classroom use is granted without fee provided that copies are not made or distributed for profit or commercial advantage and that copies bear this notice and the full citation on the first page. Copyrights for components of this work owned by others than ACM must be honored. Abstracting with credit is permitted. To copy otherwise, or republish, to post on servers or to redistribute to lists, requires prior specific permission and/or a fee. Request permissions from [permissions@acm.org](https://permissions.acm.org).
SIGIR '22, July 11–15, 2022, Madrid, Spain.

© 2022 Association for Computing Machinery.
ACM ISBN 978-1-4503-8732-3/22/07...\$15.00
<https://doi.org/10.1145/3477495.3531911>

in Information Retrieval (SIGIR '22), July 11–15, 2022, Madrid, Spain. ACM, New York, NY, USA, 5 pages. <https://doi.org/10.1145/3477495.3531911>

1 INTRODUCTION

In online advertising systems, predicting user response probabilities, such as click-through rate (CTR) and conversion rate (CVR), is the key for ranking candidate ads and bidding strategies. Take cost-per-conversion (CPA) system as an example, an ad’s expected revenue per thousand impressions (eCPM) is computed by $eCPM = 1000 \cdot \hat{p}_{CTR} \cdot \hat{p}_{CVR} \cdot Bid_{CPA}$, where Bid_{CPA} denotes the bid price the advertiser is willing to pay for one conversion. $\hat{p}_{CTR}/\hat{p}_{CVR}$ denotes the predicted CTR/CVR of the ad, produced by predictive models like logistic regression [7] and deep neural networks [2, 3].

In terms of bidding and charging, we expect that predicted probabilities reflect true likelihoods: if the ad is displayed sufficiently many times and its CTR is 0.02, the ideal situation is that the predicted value is near 0.02. Inaccurate predictions (i.e., over- and under-estimation) will hurt user experiences, prevent advertisers from achieving their marketing goals, and affect the revenue of advertising platforms. Predictive models are typically trained with binary labels, because for each displayed ad we can only observe whether a response happens while we do not know the likelihood. Thus there is a discrepancy between model predictions and true likelihoods. Existing studies of predictive models focus more on ranking ability [13, 18, 19, 22] and pay less attention to this.

To alleviate such discrepancy, *calibration* aims to post-process model predictions to posterior probabilities [1, 14]. Performing fine-grained calibration is more practical in real world systems. By analyzing user response logs from our advertising system, we have found that if we group the data to several subsets according to a specific field (e.g., for a field “user activity”, each user belongs to one of values {‘high’, ‘moderate’, ‘low’}, and we can group the data to three subsets), the averaged response probability of each subset may be quite different. If the calibration omits field information, this may result in underestimation for one field value but overestimation for another one. Thus we focus on *field-level calibration*, which learns a specific calibration function to each field value [16].

In this paper we propose a doubly-adaptive approach AdaCalib for field-level calibration. It learns a field-adaptive isotonic function family based on binning, where each field value is associated with a specific function with the guidance of posterior statistics. Besides, consider that different field values’ frequencies (i.e., data sizes) may be distinct, while the reliability of posterior statistics depends on data size, a field-adaptive binning mechanism is proposed to dynamically determine the number of bins based on a field value’s frequency information. AdaCalib can be integrated seamlessly into neural predictive models for online serving, compared to traditional two-stage (prediction then calibration) solution. The main contributions of this paper are:

- We propose AdaCalib for field-level calibration. It learns an isotonic function family with the guidance of posterior statistics, and can be integrated to neural predictive models.
- Field-adaptive mechanisms (for function learning and binning strategy) are designed to ensure that the learned calibration function is appropriate for the specific field value.
- Experiments on billion-size datasets verify that AdaCalib brings significant improvement on calibration performance. It has been deployed online and beats previous approach on core metrics.

2 PREREQUISITES

Calibration is usually regarded as a post-process technique. Given predictive models that produces un-calibrated scores, calibration aims at transforming them to approximate posterior probabilities. We introduce representative techniques, and describe their limitations for field-level calibration.

Binning-based approaches [15, 20, 21] rank all samples based on un-calibrated scores and *partition them to bins*. Histogram Binning [20] takes the posterior probability of a bin as the calibrated score to each sample in the bin. Isotonic Regression [21] adjusts bin’s number and width to ensure monotonicity, that is, if one sample’s un-calibrated score is higher than another one, its calibrated score should be also higher. This is reasonable for modern neural models [3] because their ranking ability is usually impressive. These non-parametric approaches are effective but lack of expressiveness.

Scaling-based approaches [5, 10, 12, 17] *learn parametric functions* that map un-calibrated scores to calibrated ones. They assume that probabilities are approximately specific distributed, such as Gaussian distribution with same variance to positive/negative class for Platt Scaling [17] and Gamma distribution for Gamma Calibration [12]. The scaling function is defined based on the assumption and is trained with the pairs of {un-calibrated score, binary label}.

Hybrid approaches [4, 8, 11, 16] borrow ideas from binning and scaling. For example, Smoothed Isotonic Regression [4] integrates isotonic regression and linear interpolation to a unified solution.

Most approaches only consider un-calibrated predictions as unique input for calibration, which is unaware of field information. Neural Calibration [16] puts forward the problem of field-level calibration by taking sample’s features as the input. In this work, the field information (carried by sample’s features) is used as an auxiliary module’s input to interpose the final output, thus it is not directly involved in the computation of calibration function.

3 PROBLEM DEFINITION

Consider that we have trained a neural predictive model $f_{\text{uncalib}}(\cdot)$ on a training dataset $\mathcal{D}_{\text{train}} = \{(x, y)\}$, here x denotes a sample’s feature information (including user/item/context fields) and $y \in \{0, 1\}$ denotes a sample’s binary response label:

$$\hat{p} = f_{\text{uncalib}}(x) \quad (1)$$

where $\hat{p} \in (0, 1)$ is the prediction produced by a logistic function $\sigma(\cdot)$. The model is un-calibrated: its output may not reflect true likelihood because we cannot observe sample-wise likelihood.

For a field \mathcal{Z} having multiple possible values $\{z_1, z_2, \dots\}$, field-level calibration is to learn a function family $\mathcal{F}_{\text{calib}}(\cdot; z)$, which post-processes the prediction \hat{p} to calibrated probability \hat{p}_{calib} :

$$\hat{p}_{\text{calib}} = \mathcal{F}_{\text{calib}}(\hat{p}; z), \text{ where the field } \mathcal{Z}'\text{s value of sample } x \text{ is } z. \quad (2)$$

The goal is that \hat{p}_{calib} is close to the posterior probability of samples having field value z .

The metric for evaluating calibration approaches is field-level relative calibration error (Field-RCE):

$$\text{Field-RCE} = \frac{1}{|\mathcal{D}|} \sum_{z \in \mathcal{Z}} \frac{\left| \sum_{(x^{(i)}, y^{(i)}) \in \mathcal{D}^z} (y^{(i)} - \hat{p}_{\text{calib}}^{(i)}) \right|}{\frac{1}{|\mathcal{D}^z|} \sum_{(x^{(i)}, y^{(i)}) \in \mathcal{D}^z} y^{(i)}} \quad (3)$$

where $\mathcal{D} = \{(x^{(i)}, y^{(i)})\}_{i=1}^{|\mathcal{D}|}$ is the test dataset. The samples having field value z construct a subset $\mathcal{D}^z = \{(x^{(i)}, y^{(i)}) \mid z^{(i)} = z\}$. For the dataset \mathcal{D}^z , Field-RCE evaluates the deviation level of each sample’s calibrated probability $\hat{p}_{\text{calib}}^{(i)}$. We can see that the key of well-calibration at field-level is that, for a specific field value $z \in \mathcal{Z}$, the calibration function should be adaptive to z for producing an appropriate calibrated probability.

4 PROPOSED APPROACH

We propose a doubly-adaptive approach AdaCalib that learns field-adaptive calibration function for each field value with the guidance of posterior statistics. AdaCalib is a hybrid approach, which takes the advantages of monotonicity and posterior integration in binning-based solutions, as well as the rich expressiveness in scaling-based solutions.

AdaCalib learns a field-adaptive isotonic (monotonical) function family via binning-based posterior guidance, and each field value is associated with a specific function for calibration. Moreover, consider that the reliability of each bin’s posterior depends on the size of samples in the bin, a field-adaptive binning mechanism is further proposed to dynamically determine the number of bins.

4.1 Field-Adaptive Isotonic Function Family

4.1.1 Binning of Samples with Un-calibrated Predictions.

Consider that we have trained a predictive model $f_{\text{uncalib}}(\cdot)$ that produces prediction score $\hat{p} \in (0, 1)$ for each sample. For the dataset $\mathcal{D}_{\text{dev}} = \{(x^{(i)}, y^{(i)})\}$ that is used for training calibration function, we employ the model $f_{\text{uncalib}}(\cdot)$ to produce un-calibrated predictions on each sample, which is denoted as $\hat{p}^{(i)}$ for the i -th sample.

Given a field value z of field \mathcal{Z} , to obtain the corresponding posterior statistics based on $\mathcal{D}_{\text{dev}} \cup \mathcal{D}_{\text{train}}$, we take all samples whose field \mathcal{Z} ’s value is equal to z , that is, $\{(x^{(i)}, y^{(i)}) \mid z^{(i)} = z\}$.

Based on these samples' un-calibrated scores, we rank them in ascending order, and partition these samples to K equi-frequency bins: we compute $K + 1$ bound values $(b_1(z), b_2(z), \dots, b_{K+1}(z))$ where each bin contains same size of samples. For a sample $x^{(i)}$ which has field value z , if its un-calibrated score $\hat{p}^{(i)}$ meets the condition of $b_k(z) \leq \hat{p}^{(i)} < b_{k+1}(z)$, we place it to the k -th bin.

To guide the calibration function learning, we compute posterior statistics of each bin based on the constructed bins.¹ Then for the k -th bin's samples, posterior statistics include the averaged response rate and the sum of responses. We denote the posterior statistics of the k -th bin's samples as $\mathbf{p}_k(z)$.

4.1.2 Posterior-Guided Calibration Function Learning. Our AdaCalib learns an isotonic (monotonical) function family to map un-calibrated predictions to calibrated scores. For each field value z , AdaCalib has a function specific to it for calibration.

To preserve the ranking ability of the un-calibrated model and focus more on approximating the posterior probabilities, the formulation of the calibration function is a continuous piecewise linear mapping with monotone increasing nature, where each bin has a linear mapping [4, 16]. Specifically, for each bin's samples, we adopt linear mapping to transform the un-calibrated predictions \hat{p} to calibrated scores \hat{p}_{calib} , and the key for learning calibration function is to represent the slope of each bin.

Formally, the calibration function for z is represented as:

$$\begin{aligned} \hat{p}_{\text{calib}} &= \mathcal{F}_{\text{calib}}(\hat{p}; z) \\ &= \frac{\text{MLP}(\mathbf{p}_{k+1}(z)) - \text{MLP}(\mathbf{p}_k(z))}{b_{k+1}(z) - b_k(z)} (\hat{p} - b_k(z)) + \text{MLP}(\mathbf{p}_k(z)), \\ &\quad \text{if } b_k(z) \leq \hat{p} < b_{k+1}(z) \end{aligned} \quad (4)$$

where $\text{MLP}(\cdot)$ denotes a fully-connected layer that enables rich expressiveness. In this parameterized formulation, for samples in the k -th bin, the calibration function has a slope $\frac{\text{MLP}(\mathbf{p}_{k+1}(z)) - \text{MLP}(\mathbf{p}_k(z))}{b_{k+1}(z) - b_k(z)}$ that is determined by the posterior statistics $\mathbf{p}_k(z)$.²

The posterior statistics guide the learning of calibration functions by imposing on the slope of each bin. Because the posterior statistics are computed on specific field values' bins, learned functions are adaptive to field values and perform field-level calibration.

In practice, we perform calibration on the logit $\sigma^{-1}(\hat{p})$ other than the score \hat{p} . This enables the improvement of expressiveness via adding an auxiliary term $\text{MLP}_{\text{aux}}(x)$ to calibrated logit [16], and it is possible to improve ranking ability. Then a logistic function is used to output the final calibrated score.

4.1.3 Optimization. The calibration function is optimized with:

$$\mathcal{L}(\hat{p}_{\text{calib}}) = \ell(\hat{p}_{\text{calib}}, y) + \sum_{k=1}^K \max\{\text{MLP}(\mathbf{p}_k(z)) - \text{MLP}(\mathbf{p}_{k+1}(z)), 0\} \quad (5)$$

where ℓ is cross-entropy. The second term plays the role of a constraint, which ensures that for each bin k its slope is non-negative.

¹To ensure that the averaged response rate of each bin is monotonically increasing, we can employ isotonic regression to process the original binning. However in practice we find that the final performance is not sensitive to this.

²We transform posterior statistics $\mathbf{p}_k(z)$ to embeddings (by discretizing continuous values to IDs) as the input of $\text{MLP}(\cdot)$.

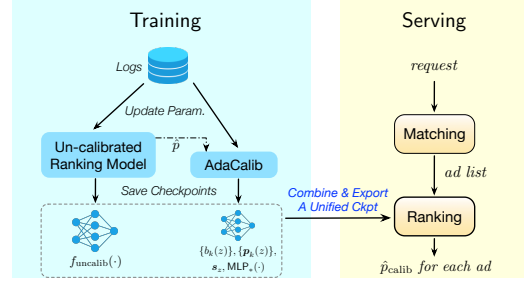


Figure 1: Training and serving of AdaCalib.

4.2 Field-Adaptive Binning

In the above we have implemented field-adaptive calibration function, where the binning number is fixed to K for all field values.

The reliability of posterior probability depends on the size of samples in a bin. Different field values' frequencies may be distinct. We expect that the high-frequency field values (i.e., having sufficient samples) can be partitioned to more bins to compute posterior statistics in a fine-grained manner, while low-frequency field values is assigned with few bins to avoid inaccurate posteriors.

We propose a field-adaptive binning mechanism to dynamically determine the number of bins. Specifically, we pre-define n candidates of bin number $\{K_1, K_2, \dots, K_n\}$, and maintain n calibration function families $\{\mathcal{F}_{\text{calib}}^1(\cdot; z), \mathcal{F}_{\text{calib}}^2(\cdot; z), \dots, \mathcal{F}_{\text{calib}}^n(\cdot; z)\}$.

After obtaining the calibrated scores $\{\hat{p}_{\text{calib}}^1, \hat{p}_{\text{calib}}^2, \dots, \hat{p}_{\text{calib}}^n\}$ produced by all calibration functions, AdaCalib employs hard attention to select one of them as the final calibrated probability. Formally, the attention scores $\{\alpha_1, \dots, \alpha_n\}$ is computed by a fully-connected layer $\text{MLP}_{\text{bin}}(\cdot)$ that takes the field value z 's frequency statistics as input, where a gumbel-softmax operation [9] is used to approximate hard selection and keep the model differentiable:

$$\begin{aligned} \{\hat{\alpha}_i\}_{i=1}^n &= \text{MLP}_{\text{bin}}(s_z) \\ \alpha_i &= \frac{\exp((\log(\hat{\alpha}_i) + g_i)/\tau)}{\sum_{j=1}^n \exp((\log(\hat{\alpha}_j) + g_j)/\tau)}, \text{ where } g_i = -\log(-\log u_i), u_i \sim U(0, 1) \\ \hat{p}_{\text{calib}} &= \sum_{i=1}^n \alpha_i \cdot \hat{p}_{\text{calib}}^i \end{aligned} \quad (6)$$

where s_z denotes z 's frequency information including the total number of samples having value z and the ID embedding of z .

The optimization objective of our AdaCalib is:

$$\mathcal{L}_{\text{AdaCalib}} = \sum_{i=1}^n \mathcal{L}(\hat{p}_{\text{calib}}^i). \quad (7)$$

4.3 Online Deployment

For a sample x having field value z , AdaCalib takes its un-calibrated score \hat{p} , bound values of binning $\{b_k(z)\}$, posterior statistics $\mathbf{p}_k(z)$ and frequency information s_z as inputs, and the forward process is a light neural network. Given a neural predictive model that produces un-calibrated scores, we integrate AdaCalib to the predictive model via combining their checkpoints, and export a unified checkpoint for online serving. Figure 1 illustrates the overall procedure, and we can see that during online serving there is no need to maintain an independent calibration module for AdaCalib.

Table 1: Results of competitors for calibrating CTR and CVR predictive models on public and industrial datasets. ‡ denotes that the performance outperforms the second-best approach at the significant level of $p < 0.05$ (paired t-test).

Type	Approach	CVR Task (industrial data)				CTR Task (industrial data)				CTR Task (public data)			
		Field-RCE	LogLoss	Field-AUC	AUC	Field-RCE	LogLoss	Field-AUC	AUC	Field-RCE	LogLoss	Field-AUC	AUC
No Calib.	N/A	0.3311	0.1460	0.7833	0.8039	0.2592	0.0819	0.5879	0.6513	0.3258	0.1681	0.5760	0.5765
Binning	HistoBin	0.3060	0.1460	0.7833	0.8039	0.2537	0.0819	0.5878	0.6513	0.0452	0.1657	0.5760	0.5765
	IsoReg	0.2329	0.1455	0.7833	0.8039	0.2538	0.0819	0.5877	0.6513	0.0430	0.1645	0.5760	0.5765
Scaling	GammaCalib	0.2095	0.1451	0.7833	0.8039	0.2540	0.0819	0.5878	0.6513	0.0394	0.1630	0.5760	0.5765
Hybrid	SIR	0.2579	0.1461	0.7833	0.8039	0.2532	0.0819	0.5878	0.6513	0.0428	0.1644	0.5760	0.5765
	NeuCalib	0.1920	0.1448	0.7833	0.8056	0.1815	0.0814	0.5888	0.6666	0.0485	0.1646	0.5897	0.5903
	AdaCalib	0.1666 ‡	0.1445	0.7843	0.8054	0.1626 ‡	0.0814	0.5899	0.6680	0.0147 ‡	0.1653	0.5897	0.5905

5 EXPERIMENTS

Datasets We conduct experiments on both public and industrial datasets. We collect click and conversion logs from our advertising system to construct two industrial datasets, performing calibration on CTR and CVR prediction tasks. The dataset for calibrating CTR prediction contains 1.2 billion impressions, and we choose the field “item ID” that has 969 unique values. We split the log by timestamp, where the first 5 days for $\mathcal{D}_{\text{train}}$, the 6th day for \mathcal{D}_{dev} and the 7th day for $\mathcal{D}_{\text{test}}$. The dataset for calibrating CVR prediction contains 0.2 billion clicks, and we choose the field “item ID” that has 542 unique values, where the first 60 days for $\mathcal{D}_{\text{train}}$, the next 7 days for \mathcal{D}_{dev} and the last 7 days for $\mathcal{D}_{\text{test}}$. For public dataset, we use the click logs [13] to calibrate CTR prediction, which contains 80 million impressions. We choose the field “user group ID” that has 13 unique values. Because the provided training/test datasets do not contain timestamp information, we split the training set with the proportion 1:1 to $\mathcal{D}_{\text{train}}$ and \mathcal{D}_{dev} .

Comparative Approaches We choose representative calibration approaches as competitors. Binning-based competitors are Histogram Binning (HistoBin) [20] and Isotonic Regression (IsoReg) [21]. Scaling-based competitor is Gamma Calibration (GammaCalib) [12]. Hybrid approaches are Smoothed Isotonic Regression (SIR) [4] and Neural Calibration (NeuCalib) [16].

We conduct CTR calibration on both datasets as well as CVR calibration on industrial datasets. Thus we trained three un-calibrated models, and model architecture is composed of four-layered fully-connected layers [3]. For comparative approaches that need binning, we set the number of bins to 10 empirically. The candidate set of bin numbers in AdaCalib is set to $\{5, 10, 20\}$ for CVR task and $\{2, 4, 8\}$ for CTR task. All calibration approaches are trained using $\mathcal{D}_{\text{dev}} \cup \mathcal{D}_{\text{train}}$ because in practice we found that the calibration performance is better in this way.

Evaluation Metrics We evaluate all comparative approaches from two perspectives: 1) field-level calibration performance, evaluated by the metric Field-RCE in Equation 3. 2) field-level ranking ability, evaluated by Field-AUC (a.k.a. weighted AUC in previous work [6]), which represents whether the calibration approach hurts the ranking of the un-calibrated model. Besides, we also report the overall (i.e., field-agnostic) calibration and ranking performances for reference, which are evaluated by LogLoss and AUC respectively. We do not consider expected calibration error (ECE) as an overall metric because if a model simply predicts the averaged response rate for all samples, its ECE is well but such model is non-useful.

Table 2: Ablation study for AdaCalib.

Posterior Guidance	Variants of AdaCalib			Metric	
	Adaptive Function	Adaptive Binning	Auxiliary MLP _{aux} (x)	Field-RCE	Field-AUC
✓	✓	✓	✓	0.1666	0.7843
✓	✓	✓	×	0.1778	0.7828
✓	✓	×	×	0.1946	0.7827
✓	×	×	×	0.2120	0.7828
×	×	×	×	0.2348	0.7833

5.1 Results and Discussion

5.1.1 Main Results. Table 1 shows the results for calibrating CTR and CVR predictive models, where the first line lists the metrics of un-calibrated models. In terms of ranking ability, we observe that calibration usually do not hurt AUC and Field-AUC of un-calibrated models. NeuCalib and AdaCalib slightly improve AUC and Field-AUC because they employ auxiliary MLP_{aux}(x) that improves the expressiveness of calibration models.

In terms of the calibration performance, we can see that traditional binning- and scaling-based approaches cannot achieve large improvement on the metric Field-RCE. Thus, the approaches that do not consider field information during calibration are less effective to field-level calibration. The field-level competitor NeuCalib outperforms most approaches on Field-RCE and LogLoss, demonstrating that taking field value into account is indeed effective for calibrating model predictions at field-level. Our AdaCalib takes the advantages of binning’s posterior statistics and parametric function’s expressiveness to learn field-adaptive calibration function family, and achieves the state-of-the-art calibration performance for all three predictive models.

5.1.2 Ablation Study. Table 2 shows several variants of AdaCalib on calibrating CVR models. Specifically, the variant without posterior guidance means that the two slope parameters of each bin are directly set as two learnable parameters and do not consider posterior statistics $p_k(z)$. The variant without adaptive function means that binning is performed on global dataset other than the subset specific to field value z . The variant without adaptive binning means that we employ a fixed binning number for all field values. As the results shown in Table 2 (note that the last two lines’ variants do not perform field-level calibration), we can see that all components contribute to the calibration performance, which verifies the effectiveness of each component in AdaCalib.

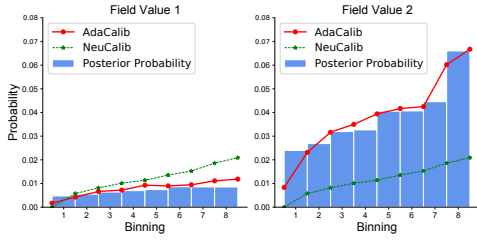


Figure 2: Calibration functions of AdaCalib and NeuCalib.

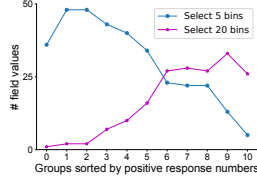


Figure 3: The number of field values selecting 5 or 20 bins.

5.2 Further Analysis

5.2.1 Comparison of Learned Functions. Figure 2 shows the learned calibration functions (i.e., piece-wise linear mapping for all bins) of AdaCalib and NeuCalib for two distinct field values. Recall that we perform calibration on logits, thus for visualization we employ logistic function to transform the slope parameter $\text{MLP}(p_k(z))$ to probability space (y-axis). Because the two approaches employ different binning strategies, to ensure that their calibration functions are comparable, the x-axis represents bin ID other than boundary value. Compared to NeuCalib, AdaCalib learns more appropriate functions that approximate field-level posterior probabilities, verifying the effect of field-adaptive mechanisms.

5.2.2 Effect of Field-Adaptive Binning. We rank all field values' subsets $\{\mathcal{D}^z\}$ based on their positive response numbers (which reflects the reliability of posterior statistics), and then merge all $|\mathcal{Z}|$ subsets to 10 groups. Let the 1st group has fewest positive responses and the 10th group has most ones. Figure 3 shows that in each group, the number of field values that select 5 or 20 bins via adaptive binning mechanism. We can see that with the increasing of response numbers, more field values in the group tends to select the large binning number (i.e., 20 bins) other than the small numbers. This verifies that the field-adaptive binning mechanism can choose appropriate binning numbers for specific field values.

5.3 Online A/B Test

We conduct online experiments using our advertising system's CVR prediction module for one week. Compared to SIR, it brings +5.05% lift on CVR and +5.47% lift on Gross Merchandise Volume (GMV).

6 CONCLUSION

We propose a doubly-adaptive calibration approach AdaCalib. Field-adaptive mechanisms for function learning and binning strategy ensure that the learned calibration function is appropriate for specific field value. Both offline and online experiments verify that AdaCalib achieves significant improvement. In future work, we shall explore how to improve AdaCalib under data sparsity.

ACKNOWLEDGMENTS

We thank all the anonymous reviewers to their insightful comments.

REFERENCES

- [1] Alexey Borisov, Julia Kiseleva, Ilya Markov, and Maarten de Rijke. 2018. Calibration: A simple way to improve click models. In *Proceedings of the 27th ACM International Conference on Information and Knowledge Management*. 1503–1506.
- [2] Heng-Tze Cheng, Levent Koc, Jeremiah Harmsen, Tal Shaked, Tushar Chandra, Hrishu Aradhye, Glen Anderson, Greg Corrado, Wei Chai, Mustafa Ispir, et al. 2016. Wide & deep learning for recommender systems. In *Proceedings of the 1st workshop on deep learning for recommender systems*. 7–10.
- [3] Paul Covington, Jay Adams, and Emre Sargin. 2016. Deep neural networks for YouTube recommendations. In *Proceedings of the 10th ACM conference on recommender systems*. 191–198.
- [4] Chao Deng, Hao Wang, Qing Tan, Jian Xu, and Kun Gai. 2020. Calibrating user response predictions in online advertising. In *Joint European Conference on Machine Learning and Knowledge Discovery in Databases*. 208–223.
- [5] Chuan Guo, Geoff Pleiss, Yu Sun, and Kilian Q Weinberger. 2017. On calibration of modern neural networks. In *International Conference on Machine Learning*. 1321–1330.
- [6] Ruining He and Julian McAuley. 2016. Ups and downs: Modeling the visual evolution of fashion trends with one-class collaborative filtering. In *proceedings of the 25th international conference on world wide web*. 507–517.
- [7] Xinran He, Junfeng Pan, Ou Jin, Tianbing Xu, Bo Liu, Tao Xu, Yanxin Shi, Antoine Atallah, Ralf Herbrich, Stuart Bowers, et al. 2014. Practical lessons from predicting clicks on ads at facebook. In *Proceedings of the eighth international workshop on data mining for online advertising*. 1–9.
- [8] Siguang Huang, Yunli Wang, Lili Mou, Huayue Zhang, Han Zhu, Chuan Yu, and Bo Zheng. 2022. MBCT: Tree-Based Feature-Aware Binning for Individual Uncertainty Calibration. In *Proceedings of The Web Conference 2022*.
- [9] Eric Jang, Shixiang Gu, and Ben Poole. 2017. Categorical Reparameterization with Gumbel-Softmax. In *International Conference on Learning Representations*.
- [10] Meelis Kull, Telmo Silva Filho, and Peter Flach. 2017. Beta calibration: A well-founded and easily implemented improvement on logistic calibration for binary classifiers. In *Artificial Intelligence and Statistics*. 623–631.
- [11] Ananya Kumar, Percy S Liang, and Tengyu Ma. 2019. Verified uncertainty calibration. *Advances in Neural Information Processing Systems* 32 (2019).
- [12] Wonbin Kweon, SeongKu Kang, and Hwanjo Yu. 2022. Obtaining Calibrated Probabilities with Personalized Ranking Models. In *Proceedings of the 36th AAAI Conference on Artificial Intelligence*.
- [13] Xiao Ma, Liqin Zhao, Guan Huang, Zhi Wang, Zelin Hu, Xiaoqiang Zhu, and Kun Gai. 2018. Entire space multi-task model: An effective approach for estimating post-click conversion rate. In *The 41st International ACM SIGIR Conference on Research & Development in Information Retrieval*. 1137–1140.
- [14] H Brendan McMahan, Gary Holt, David Sculley, Michael Young, Dietmar Ebner, Julian Grady, Lan Nie, Todd Phillips, Eugene Davydov, Daniel Golovin, et al. 2013. Ad click prediction: A view from the trenches. In *Proceedings of the 19th ACM SIGKDD international conference on Knowledge discovery and data mining*. 1222–1230.
- [15] Mahdi Pakdaman Naeini, Gregory Cooper, and Milos Hauskrecht. 2015. Obtaining well calibrated probabilities using Bayesian binning. In *Twenty-Ninth AAAI Conference on Artificial Intelligence*.
- [16] Feiyang Pan, Xiang Ao, Pingzhong Tang, Min Lu, Dapeng Liu, Lei Xiao, and Qing He. 2020. Field-aware calibration: A simple and empirically strong method for reliable probabilistic predictions. In *Proceedings of The Web Conference 2020*. 729–739.
- [17] John Platt et al. 1999. Probabilistic outputs for support vector machines and comparisons to regularized likelihood methods. *Advances in large margin classifiers* 10, 3 (1999), 61–74.
- [18] Penghui Wei, Weimin Zhang, Zixuan Xu, Shaoguo Liu, Kuang-chih Lee, and Bo Zheng. 2021. AutoHER: Automated Hierarchical Representation Integration for Post-Click Conversion Rate Estimation. In *Proceedings of the 30th ACM International Conference on Information & Knowledge Management*. 3528–3532.
- [19] Zixuan Xu, Penghui Wei, Weimin Zhang, Shaoguo Liu, Liang Wang, and Bo Zheng. 2022. UKD: Debiasing Conversion Rate Estimation via Uncertainty-regularized Knowledge Distillation. In *Proceedings of The Web Conference 2022*.
- [20] Bianca Zadrozny and Charles Elkan. 2001. Obtaining calibrated probability estimates from decision trees and naive bayesian classifiers. In *Proceedings of the Eighteenth International Conference on Machine Learning*. 609–616.
- [21] Bianca Zadrozny and Charles Elkan. 2002. Transforming classifier scores into accurate multiclass probability estimates. In *Proceedings of the eighth ACM SIGKDD international conference on Knowledge discovery and data mining*. 694–699.
- [22] Guorui Zhou, Xiaoqiang Zhu, Chenru Song, Ying Fan, Han Zhu, Xiao Ma, Yanghui Yan, Junqi Jin, Han Li, and Kun Gai. 2018. Deep interest network for click-through rate prediction. In *Proceedings of the 24th ACM SIGKDD international conference on knowledge discovery & data mining*. 1059–1068.