

Design of a Reconfigurable Intelligent Surface-Assisted FM-DCSK-SWIPT Scheme with Non-linear Energy Harvesting Model

Yi Fang, *Member, IEEE*, Yiwei Tao, Huan Ma, Yonghui Li, *Fellow, IEEE*,
and Mohsen Guizani, *Fellow, IEEE*

Abstract

In this paper, we propose a reconfigurable intelligent surface (RIS)-assisted frequency-modulated (FM) differential chaos shift keying (DCSK) scheme with simultaneous wireless information and power transfer (SWIPT), called *RIS-FM-DCSK-SWIPT scheme*, for low-power, low-cost, and high-reliability wireless communication networks. In particular, the proposed scheme is developed under a non-linear energy-harvesting (EH) model which can accurately characterize the practical situation. The proposed RIS-FM-DCSK-SWIPT scheme has an appealing feature that it does not require channel state information, thus avoiding the complex channel estimation. We derive the theoretical expressions for the energy shortage probability and bit error rate (BER) of the proposed scheme over the multipath Rayleigh fading channel. We investigate the influence of key parameters on the performance of the proposed scheme in two different scenarios, i.e., RIS-assisted access point (RIS-AP) and dual-hop communication (RIS-DH). Finally, we carry out various Monte-Carlo experiments to verify the accuracy of the theoretical derivation, and illustrate the performance advantage of the proposed scheme over the existing DCSK-SWIPT schemes.

Index terms— Reconfigurable intelligent surface, differential chaos shift keying, simultaneous wireless information and power transfer, non-linear energy-harvesting, multipath Rayleigh fading channel.

Yi Fang, Yiwei Tao, and Huan Ma are with the School of Information Engineering, Guangdong University of Technology, Guangzhou, China (e-mail: fangyi@gdut.edu.cn; taoyiwei0806@163.com; mh-zs@163.com).

Yonghui Li is with the School of Electrical and Information Engineering, The University of Sydney, Sydney, NSW 2006, Australia (e-mail: yonghui.li@sydney.edu.au).

Mohsen Guizani is with the Department of Machine Learning, Mohamed Bin Zayed University of Artificial Intelligence (MBZUAI), Abu Dhabi, UAE. (e-mail: mguizani@ieee.org)

I. INTRODUCTION

The dramatic increase in the number of wireless devices raises higher demands on the energy consumption and reliability of wireless communication networks. Therefore, the research on new wireless techniques enabling low-power, low-cost, and high-reliability features have attracted widespread attention in recent years [1]–[3].

As a prestigious non-coherent technique, chaos-based communication is a key solution to meet the above demands [4], [5]. This technique uses wide-band and non-periodic chaotic signals to enhance the transmission reliability and security. In the past two decades, a myriad of chaos-based communication techniques such as chaos shift keying (CSK) [6] and differential chaos shift keying (DCSK) [7] have been intensively investigated. In particular, the DCSK schemes have become the most studied scheme due to their low hardware complexity as well as excellent anti-multipath fading and anti-jamming properties.

Recently, many variants of the DCSK scheme have been proposed to further optimize the performance. In [8], a frequency-modulated (FM) DCSK scheme has been designed to solve the problem of energy non-conservation in conventional DCSK scheme. The FM-DCSK scheme has been incorporated into ultra-wideband (UWB) communications [9], [10]. To achieve higher data rate and energy efficiency, a variety of index modulation schemes have been devised and intelligently integrated with DCSK schemes, such as code-index-modulation [11]–[13], carrier-index-modulation [14]–[16], and multidimensional-index-modulation [17]–[19]. An M -ary DCSK scheme has been proposed to realize higher data rate transmissions [20]. On this basis, an adaptive multiresolution M -ary DCSK scheme has been conceived, which can satisfy more flexible bit error rate (BER) and higher spectrum efficiency [21]. To improve the reliability, some DCSK schemes based on multi-input and multi-output (MIMO) techniques have been developed. In [22], an analog space-time-block-code (STBC) DCSK scheme not requiring channel state information (CSI) has been conceived. This scheme constructs a space-time block pattern of the transmitted signal to avoid channel estimation. In [23], a DCSK scheme with transmit diversity has been conceived, which achieves full diversity by optimizing the space-time block pattern. Although large-scale antenna array deployment can improve the reliability of wireless communication networks, multiple radio frequency (RF) links lead to higher energy consumption and hardware cost.

For the sake of reducing energy consumption, low-power devices have been applied in many

wireless networks, especially wireless sensor networks (WSNs) [24] and wireless personal area networks (WPANs) [25]. These devices do not have external battery. To realize energy self-sufficiency, simultaneous wireless information and power transfer (SWIPT) technique has been conceived [26]. This technique can provide power to energy-limited devices when transmitting information, which reduces the energy consumption of network nodes and extends the operating time of devices. Owing to these advantages, SWIPT has been employed in various communication scenarios, such as multi-antennas scenarios [27], cooperation communication scenarios [28], and non-orthogonal multiple access (NOMA) scenarios [29].

Typically, the conventional SWIPT systems always need synchronization and channel estimation [30]. In recent years, the SWIPT has been combined with DCSK scheme so as to address the synchronization problem and boost the energy efficiency [31]–[33]. Nonetheless, there are still many challenges in the practical application of the SWIPT technique. To be specific, when the distance between the transmitter and receiver is relatively large, the efficiency of wireless power transfer will be dramatically reduced by the large-scale path loss. To overcome the above weakness, the integration of SWIPT technique with emerging communication technologies, such as reconfigurable intelligent surface (RIS), has been explored [34].

In fact, RIS is a passive metamaterial surface consisting of a large number of low-cost reflecting elements [35]–[37]. It can control each reflecting element to change the phase of the input signal, thus resisting the channel interference and fading. Besides, the deployment of RIS can effectively enhance the signal strength, thereby compensating for the large-scale path loss caused by long distances [38]. Unlike the conventional multi-antennas and relay schemes, RIS does not require additional power to amplify and forward the signal, which is more energy efficient and environmentally friendly [39]. In addition, as a passive device, RIS works in a full duplex mode without generating extra noise and self-interference [40]. As such, RIS has been considered as a promising solution to reduce the energy consumption and cost of wireless communication networks.

Based on the above background, we put forth an RIS-assisted FM-DCSK SWIPT scheme in this paper. This scheme intelligently integrates RIS with FM-DCSK scheme to effectively compensate for the energy loss caused by large scale path loss. In particular, we adopt a blind-channel-aided design methodology that does not require CSI. Moreover, we employ a power splitting (PS) approach for energy harvesting (EH) that simultaneously guarantees energy supply and information transmission in the energy-limited devices. In the practical EH circuit, the RF

energy conversion efficiency increases with the input power, but the maximum harvested energy is limited due to its saturation effect [41]–[43]. Hence, a non-linear EH model is considered in the proposed design, which can more accurately reflect the EH saturation effect compared with the linear counterpart. Furthermore, we investigate the performance of the proposed RIS-FM-DCSK-SWIPT system in two different application scenarios so as to verify its merit. For clarity, the main contributions of this paper are outlined as follows.

1) We propose an RIS-assisted FM-DCSK SWIPT scheme with a non-linear EH model, called *RIS-FM-DCSK-SWIPT scheme*, which can improve the efficiency of power transfer and the reliability of information transfer. The above features make the proposed scheme particularly suitable for low-power and low-cost wireless communication networks.

2) We investigate two different deployment scenarios of RIS, i.e., access point (AP) and dual-hop communication (DH) scenarios in the proposed system, and analyze the theoretical energy shortage probability and the BER for the proposed RIS-FM-DCSK-SWIPT scheme over the multipath Rayleigh fading channel.

3) we carry out various Monte-Carlo simulations and insightful discussions to illustrate the characteristics of the proposed RIS-FM-DCSK-SWIPT scheme. Simulation results not only verify the accuracy of the theoretical derivation, but also illustrate that the proposed scheme achieve desirable performance gains over the existing DCSK-SWIPT schemes.

The remainder of this paper is structured as follows. Section II describes the system model of the proposed RIS-FM-DCSK-SWIPT scheme. Section III analyzes the energy shortage probability and BER of the proposed scheme. In Section IV, the numerical results are discussed and analyzed to evaluate the performance of the proposed scheme. Finally, conclusion is drawn in Section V.

II. SYSTEM MODEL

In this section, we describe the system model and transmission mechanism of the proposed RIS-FM-DCSK-SWIPT scheme. As shown in Fig. 1, two deployment scenarios of RIS are considered. In the first scenario (i.e., Fig. 1(a)), the RIS is regraded as an access point (AP) of the source node to assist information transmission, referred to as RIS-AP. In the second scenario (i.e., Fig. 1(b)), the direct link between the source node and the destination node is blocked, hence the RIS is regraded as a relay to realize a DH communication, referred to as RIS-DH.

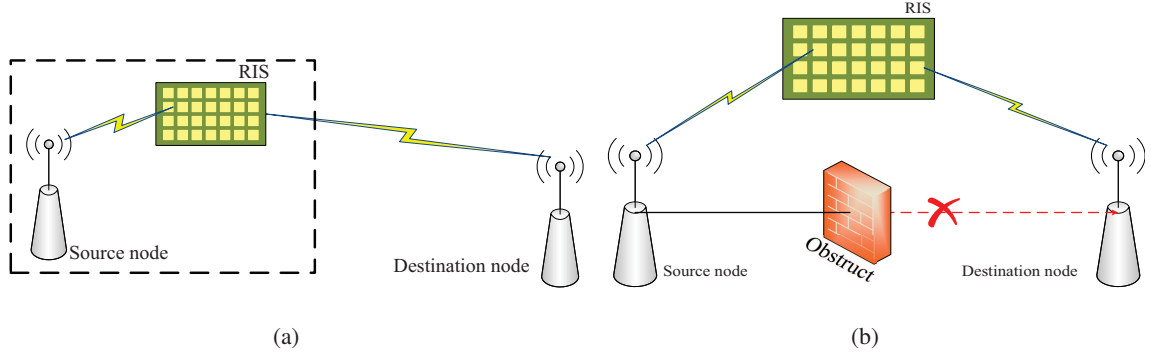


Fig. 1. Deployment scenarios of RIS in the proposed RIS-FM-DCSK-SWIPT scheme: (a) an access point (RIS-AP) and (b) a double-hop scenario (RIS-DH).

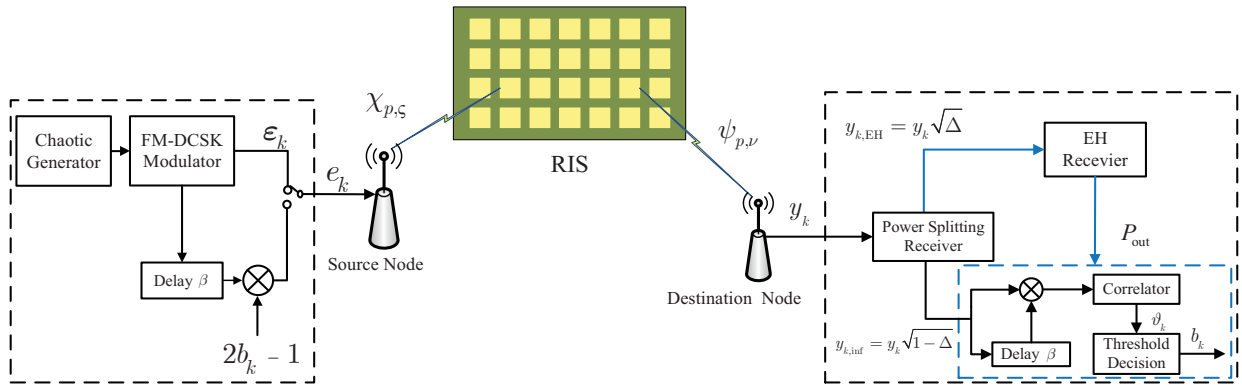


Fig. 2. Block diagram of the transceiver for the proposed RIS-FM-DCSK-SWIPT scheme.

More specifically, in the RIS-DH scenario, the signal is sent from the source to the RIS, and the RIS immediately reflects the signal to the destination.

A. Principle of the Proposed RIS-FM-DCSK-SWIPT

Fig. 2 illustrates the block diagram of the transceiver for the proposed RIS-FM-DCSK-SWIPT scheme. In the transmitter, an FM-DCSK modulation scheme is used to transmit information bits. Especially, $b_k \in \{0, 1\}$ ($k = 1, 2, \dots$) is the information bit, carried by the k -th RIS-FM-DCSK-SWIPT symbol. At the beginning, a second-order Chebyshev polynomial function $\varepsilon_{\iota+1} = 1 + 2\varepsilon_{\iota}^2$ ($\iota = 1, 2, \dots$) is used to generate a chaotic signal with a length of β . The chaotic signal is then input into the FM-DCSK modulator to produce an FM chaotic signal $\varepsilon_x = [\varepsilon_{x,1}, \varepsilon_{x,2}, \dots, \varepsilon_{x,\beta}]$, where the spreading factor (SF) of the RIS-FM-DCSK-SWIPT scheme is 2β . Next, we uniformly divide the transmission symbol duration into two parts. In the first

part, we use ε_x as the reference signal. In the second part, if $b_k = 1$, information-bearing signal is a replica of ε_x , otherwise it becomes an inverted version of ε_x . To express more clearly, the k -th transmission signal of the RIS-FM-DCSK-SWIPT scheme can be written as

$$e_k = \left[\underbrace{\varepsilon_x}_{\text{reference signal}}, \underbrace{(2b_k - 1)\varepsilon_x}_{\text{information-bearing signal}} \right]. \quad (1)$$

Finally, the source spends the power P_t to transmit the modulated signal ε_x . As in other RIS-related works [36], [37], [39], we assume there is no direct link between the source and the destination in both RIS-AP and RIS-DH scenarios. Hence, the transmitted signal is first sent to the RIS, and then immediately reflected to the destination by the reflecting elements of the RIS.

RIS can offset the channel phase by adjusting the phase of its reflecting elements to maximize the received signal-to-noise ratio (SNR), thereby improving the performance of wireless communications. However, the RIS-assisted communication schemes always need to obtain precise CSI. Since the channel environment of RIS is quite complicated, and channel estimation requires additional cost (e.g., hardware and energy consumption). To reduce the implementation complexity, we develop a new design for the proposed RIS-FM-DCSK-SWIPT scheme under the condition of a blind channel. In fact, the RIS only reflects the signal without changing the phase of the signal. Hence, without loss of generality, we assume that the phase of each reflecting element on RIS is zero [37].

1) *RIS-AP*: In this scenario, the RIS is treated as a part of the transmitter, so the path loss and wireless fading for the link between the source and the RIS (i.e., $S \rightarrow \text{RIS}$) can be ignored. Let ρ denote the number of reflecting elements in the RIS. The transmitted signal passes through a wireless channel, and the received signal y_k^{AP} is obtained as

$$y_k^{\text{AP}} = \sqrt{\frac{P_t}{r_{\text{rd}}^\alpha}} \sum_{\nu=1}^{L_{\text{rd}}} \sum_{p=1}^{\rho} \psi_{p,\nu} e_{k-\tau_{p,\nu}} + n_{k,\text{sd}}, \quad (2)$$

where r_{rd} is the distance between RIS and destination, α is the path loss coefficient, L_{rd} is the number of paths in a multipath fading channel, $\psi_{p,\nu}$ and $\tau_{p,\nu}$ represent the fading coefficient and delay of the ν -th ($\nu = 1, 2, \dots, L_{\text{rd}}$) path on the p -th ($p = 1, 2, \dots, \rho$) reflecting element for the link between the RIS and destination (i.e., $\text{RIS} \rightarrow \text{D}$), respectively. Besides, $n_{k,\text{sd}} \sim \mathcal{CN}(0, N_{\text{sd}})$ is the additive Gaussian white noise (AWGN), where $\mathcal{CN}(0, \sigma^2)$ denotes the complex Gaussian distribution with mean of zero and variance of σ^2 .

2) *RIS-DH*: Due to the obstruction of obstacle, the RIS is deployed in a certain position between the source and the destination to assist the information transmission. Therefore, the path loss and wireless fading for both links $S \rightarrow \text{RIS}$ and $\text{RIS} \rightarrow D$ should be considered, and the received signal y_k^{DH} in this scenario can be written as

$$y_k^{\text{DH}} = \sqrt{\frac{P_t}{r_{\text{sr}}^\alpha r_{\text{rd}}^\alpha}} \sum_{\varsigma=1}^{L_{\text{sr}}} \sum_{\nu=1}^{L_{\text{rd}}} \sum_{p=1}^{\rho} \chi_{p,\varsigma} \psi_{p,\nu} e_{k-\tau_{p,\nu}-\tau_{p,\varsigma}} + n_{k,\text{sd}}, \quad (3)$$

where r_{sr} denotes the distance between source and RIS, L_{sr} is the number of paths in a multipath fading channel, $\chi_{p,\varsigma}$ ($\varsigma = 1, 2, \dots, L_{\text{sr}}$) and $\tau_{p,\varsigma}$ represent the fading coefficient and delay of the ς -th path on the p -th reflecting element for the link $S \rightarrow \text{RIS}$, respectively. It is worth noting that RIS is a passive device which only reflects the signal, thus the noise from RIS can be neglected.

Afterwards, the received signal is divided into two parts by the power splitting receiver. In detail, one part is used for energy harvesting, and the collected energy is used for the other part to demodulate the information bits. We define $y_{k,\text{EH}}^{\Xi}$ and $y_{k,\text{inf}}^{\Xi}$ ($\Xi \in \{\text{AP}, \text{DH}\}$) as the two received sub-signals for EH and information demodulation, respectively, which can be expressed as

$$y_{k,\text{EH}}^{\Xi} = y_k^{\Xi} \sqrt{\Delta}, \quad (4)$$

$$y_{k,\text{inf}}^{\Xi} = y_k^{\Xi} \sqrt{1 - \Delta} + n_{k,\text{id}}. \quad (5)$$

Here, Δ ($0 < \Delta < 1$) is defined as the scaling factor of power splitting, $n_{k,\text{id}} \sim \mathcal{CN}(0, N_{\text{id}})$ is the AWGN in the information-demodulation procedure. To estimate the information bit, we correlate $y_{k,\text{inf}}^{\Xi}$ with its delayed version so as to get a decision metric ϑ_k , as follows

$$\vartheta_k = \mathbb{R} \left\{ \sum_{i=1}^{\beta} y_{k,\text{inf},i}^{\Xi} (y_{k,\text{inf},i+\beta}^{\Xi})^* \right\}, \quad (6)$$

where $\mathbb{R}(\cdot)$ and $(\cdot)^*$ denote the real-part extraction and conjugate operations, respectively. Finally, the k -th information bit is estimated as

$$\tilde{b}_k = \begin{cases} 1 & \vartheta_k > 0 \\ 0 & \text{otherwise} \end{cases}, \quad k = 1, \dots. \quad (7)$$

B. Non-Linear EH Model

In most of the existing literature [31]–[33], a linear EH model is considered. In this model, $P_{\text{out}} = \eta P_{\text{EH}}$, where P_{out} and P_{EH} denote the output power and input power, respectively, and η is the energy conversion factor. Moreover, the output power of the EH receiver has a linear relationship with its corresponding input power. However, due to the saturation effect of EH, the output power will not always increase linearly with the input power of the circuit. In actual implementations, the output power first increase with the input power and then gradually reaches a saturated value. Hence, this linear EH model cannot accurately characterize the EH situation of the practical circuit. In this paper, we consider a non-linear EH model [41], [42], which is more consistent with practical SWIPT applications. This model can be mathematically described as

$$P_{\text{out}} = \frac{\frac{\varpi}{1+e^{-\lambda(P_{\text{EH}}-\mu)}} - \frac{\varpi}{1+e^{\lambda\mu}}}{1 - \frac{1}{1+e^{\lambda\mu}}}, \quad (8)$$

where ϖ is the maximum harvested power in the case of EH saturation, λ and μ are parameters that reflect the characteristics of the EH circuit. By adjusting these parameters, different EH circuits can be set up.

C. Channel Model

In this paper, we consider a multipath Rayleigh fading channel. In this channel, the channel coefficient keeps constant during each symbol duration, but varies over different symbol durations. Under this assumption, we have ψ_p and $\chi_p \sim \mathcal{CN}(0, 1)$, where $E\{\|\psi_p\|^2\} = \sum_{\nu=1}^{L_{\text{rd}}} E\{\|\psi_{p,\nu}\|^2\} = 1$, $E\{\|\chi_p\|^2\} = \sum_{\varsigma=1}^{L_{\text{sr}}} E\{\|\chi_{p,\varsigma}\|^2\} = 1$, and $\|\cdot\|$ denotes the Euclidean norm. In addition, we assume that the delays of all reflecting elements in the RIS are the same, i.e., $\tau_{i,\nu} = \tau_{j,\nu}, \tau_{i,\varsigma} = \tau_{j,\varsigma}$ ($i, j = 1, 2, \dots, \rho$). For a large ρ , according to the central limit theorem (CLT) [36], [44], [45], the received signals in the RIS-AP scenario can be expressed as

$$\begin{aligned} y_k^{\text{AP}} &= \sqrt{\frac{P_t}{r_{\text{rd}}^\alpha}} \sum_{\nu=1}^{L_{\text{rd}}} \left[\sum_{p=1}^{\rho} \psi_{p,\nu} \right] e_{k-\tau_{p,\nu}} + n_{k,\text{sd}} \\ &= \sqrt{\frac{P_t}{r_{\text{rd}}^\alpha}} \sum_{\nu=1}^{L_{\text{rd}}} H_\nu e_{k-\tau_\nu} + n_{k,\text{sd}}, \end{aligned} \quad (9)$$

where $H = \sum_{\nu=1}^{L_{\text{rd}}} H_{\nu} \sim \mathcal{CN}(0, \rho)$, $\tau_{\nu} = \tau_{p,\nu}$. Similarly, the received signals in the RIS-DH scenario can be expressed as

$$\begin{aligned} y_k^{\text{DH}} &= \sqrt{\frac{P_t}{r_{\text{sr}}^{\alpha} r_{\text{rd}}^{\alpha}}} \sum_{\varsigma=1}^{L_{\text{sr}}} \sum_{\nu=1}^{L_{\text{rd}}} \left[\sum_{p=1}^{\rho} \chi_{p,\varsigma} \psi_{p,\nu} \right] e_{k-\tau_{p,\nu}-\tau_{p,\varsigma}} + n_{k,\text{sd}} \\ &= \sqrt{\frac{P_t}{r_{\text{sr}}^{\alpha} r_{\text{rd}}^{\alpha}}} \sum_{l=1}^{L_{\text{DH}}} G_l e_{k-\tau_l} + n_{k,\text{sd}}. \end{aligned} \quad (10)$$

It is worth noting that for the RIS-DH scenario, the channel constructed by the two links $S \rightarrow \text{RIS}$ and $\text{RIS} \rightarrow \text{D}$ can be considered as a cascaded channel [39]. Hence, for the cascaded channel, the number of paths is $L_{\text{DH}} = L_{\text{sr}} L_{\text{rd}}$, the path delay is $\tau_l = \tau_{p,\nu} + \tau_{p,\varsigma}$, ($l = 1, 2, \dots, L_{\text{DH}}$), and the channel coefficient is $G = \sum_{l=1}^{L_{\text{DH}}} G_l \sim \mathcal{CN}(0, \rho)$, where $E\{\|G_l\|^2\} = \sum_{p=1}^{\rho} E\{\|\chi_{p,\varsigma}\|^2\} E\{\|\psi_{p,\nu}\|^2\}$ and $\sum_{l=1}^{L_{\text{DH}}} E\{\|G_l\|^2\} = \rho$.

III. PERFORMANCE ANALYSIS

In this section, the energy shortage probabilities of the RIS-FM-DCSK-SWIPT scheme in two deployment scenarios are analyzed over a multipath Rayleigh fading channel. Moreover, the theoretical BER expressions of the proposed scheme are derived. In the analysis, we assume that the largest path delay is much smaller than the symbol duration, i.e., $\tau_{\text{max}} \ll \beta$ [18]. As such, the inter-symbol interference (ISI) can be neglected. Without loss of generality, we assume that the channel gains are unequal, i.e., $E\{\|\psi_{p,1}\|^2\} \neq E\{\|\psi_{p,2}\|^2\} \neq \dots \neq E\{\|\psi_{p,L_{\text{rd}}}\|^2\}$ and $E\{\|\chi_{p,1}\|^2\} \neq E\{\|\chi_{p,2}\|^2\} \neq \dots \neq E\{\|\chi_{p,L_{\text{sr}}}\|^2\}$.

A. Energy Shortage Probability

In general, energy shortage occurs when the output power of the EH receiver is less than the power P_{ID} required for the demodulation of information bit.

1) *RIS-AP*: According to (4) and (9), we can calculate the input power $P_{\text{EH}}^{\text{AP}}$ in the RIS-AP scenario, as follows

$$P_{\text{EH}}^{\text{AP}} = \frac{\Delta P_t}{r_{\text{rd}}^{\alpha}} \sum_{\nu=1}^{L_{\text{rd}}} \|H_{\nu}\|^2, \quad (11)$$

Subsequently, substituting (11) into (8) yields the output power of the EH receiver, i.e.,

$$P_{\text{out}}^{\text{AP}} = \frac{\varpi \left\{ e^{\lambda\mu} - e^{-\lambda \left(\frac{\Delta P_t}{r_{\text{rd}}^{\alpha}} \sum_{\nu=1}^{L_{\text{rd}}} \|H_{\nu}\|^2 - \mu \right)} \right\}}{\left\{ e^{\lambda\mu} + e^{-\lambda \frac{\Delta P_t}{r_{\text{rd}}^{\alpha}} \sum_{\nu=1}^{L_{\text{rd}}} \|H_{\nu}\|^2} \right\}}. \quad (12)$$

Thus, the energy shortage probability $\text{Pr}_{\text{ESP}}^{\text{AP}}$ is calculated as

$$\begin{aligned} \text{Pr}_{\text{ESP}}^{\text{AP}} &= \text{Pr} \left\{ P_{\text{out}}^{\text{AP}} < P_{\text{ID}} \right\} \\ &= \text{Pr} \left\{ \frac{\Delta P_{\text{t}}}{r_{\text{rd}}^{\alpha}} \sum_{\nu=1}^{L_{\text{rd}}} \|H_{\nu}\|^2 < \mu - \frac{\ln \left(\frac{(1+e^{\lambda\mu})^{\varpi}}{P_{\text{ID}}e^{\lambda\mu} + \varpi} - 1 \right)}{\lambda} \right\}. \end{aligned} \quad (13)$$

For a large ρ , we have $H \sim \mathcal{CN}(0, \rho)$. Hence, $\sum_{\nu=1}^{L_{\text{rd}}} \|H_{\nu}\|^2$ follows the chi-square distribution with $2L_{\text{rd}}$ degrees of freedom, i.e., $\sum_{\nu=1}^{L_{\text{rd}}} \|H_{\nu}\|^2 \sim \chi_{2L_{\text{rd}}}^2$. Under this condition, the probability density function (PDF) of $\sum_{\nu=1}^{L_{\text{rd}}} \|H_{\nu}\|^2$ can be expressed as [17], [21], [33]

$$f(x) = \sum_{\nu=1}^{L_{\text{rd}}} \frac{\Upsilon_{\nu}}{x_{\nu}} \exp\left(-\frac{x}{x_{\nu}}\right), \quad (14)$$

where x_{ν} is defined as the ν -th channel gain (i.e., $x_{\nu} = E\{\|H_{\nu}\|^2\}$), and Υ_{ν} is defined as

$$\Upsilon_{\nu} = \prod_{\nu=1, \nu \neq i}^{L_{\text{rd}}} \frac{x_{\nu}}{x_{\nu} - x_i}. \quad (15)$$

Thus, the energy shortage probability $\text{Pr}_{\text{ESP}}^{\text{AP}}$ can be finally formulated as

$$\begin{aligned} \text{Pr}_{\text{ESP}}^{\text{AP}} &= \sum_{\nu=1}^{L_{\text{rd}}} \frac{\Upsilon_{\nu}}{x_{\nu}} \int_0^{\Omega_1} \exp\left(-\frac{x}{x_{\nu}}\right) dx \\ &= \sum_{\nu=1}^{L_{\text{rd}}} \Upsilon_{\nu} \left\{ 1 - \exp\left(-\frac{\Omega_1}{x_{\nu}}\right) \right\}, \end{aligned} \quad (16)$$

where

$$\Omega_1 = \frac{\left\{ \mu\lambda - \ln \left(\frac{(1+e^{\lambda\mu})^{\varpi}}{P_{\text{ID}}e^{\lambda\mu} + \varpi} - 1 \right) \right\} L_{\text{rd}} r_{\text{rd}}^{\alpha}}{\Delta\lambda P_{\text{t}}}. \quad (17)$$

2) *RIS-DH*: The energy shortage probability $\text{Pr}_{\text{ESP}}^{\text{DH}}$ in the RIS-DH scenario is calculated as

$$\begin{aligned} \text{Pr}_{\text{ESP}}^{\text{DH}} &= \text{Pr} \left\{ P_{\text{out}}^{\text{DH}} < P_{\text{ID}} \right\} \\ &= \text{Pr} \left\{ \frac{\Delta P_{\text{t}}}{r_{\text{sr}}^{\alpha} r_{\text{rd}}^{\alpha}} \sum_{l=1}^{L_{\text{DH}}} \|G_l\|^2 < \mu - \frac{\ln \left(\frac{(1+e^{\lambda\mu})^{\varpi}}{P_{\text{ID}}e^{\lambda\mu} + \varpi} - 1 \right)}{\lambda} \right\}. \end{aligned} \quad (18)$$

Since both the random variables G and H obey the same complex Gaussian distribution, the analysis method in the RIS-AP scenario can be applied to this scenario. Therefore, the closed-form expression of the energy shortage probability $\text{Pr}_{\text{ESP}}^{\text{DH}}$ is given by

$$\begin{aligned}\text{Pr}_{\text{ESP}}^{\text{DH}} &= \sum_{l=1}^{L_{\text{DH}}} \frac{\Upsilon'_l}{x'_l} \int_0^{\Omega_2} \exp\left(-\frac{x}{x'_l}\right) dx \\ &= \sum_{l=1}^{L_{\text{DH}}} \Upsilon'_l \left\{ 1 - \exp\left(-\frac{\Omega_2}{x'_l}\right) \right\},\end{aligned}\quad (19)$$

where $\Upsilon'_l = \prod_{i=1, i \neq l}^{L_{\text{DH}}} \frac{x'_i}{x'_i - x'_l}$, $x'_l = E\{\|G_l\|^2\}$, and

$$\Omega_2 = \frac{\left\{ \mu\lambda - \ln\left(\frac{(1+e^{\lambda\mu})^{\varpi}}{P_{\text{ID}}e^{\lambda\mu} + \varpi} - 1\right) \right\} L_{\text{DH}} r_{\text{sr}}^{\alpha} r_{\text{rd}}^{\alpha}}{\Delta\lambda P_t}.$$
 (20)

B. BER Analysis

In RIS-FM-DCSK-SWIPT scheme, the overall BER is related to the energy shortage probability and the BER for the information demodulation. In other words, the information demodulation can be only operated when the energy is sufficient; otherwise, the demodulator can no longer work. Therefore, the expression of the overall BER $\text{Pr}_{\text{BER}}^{\Xi}$ can be written as

$$\text{Pr}_{\text{BER}}^{\Xi} = \text{Pr}'_{\text{BER}}{}^{\Xi} (1 - \text{Pr}_{\text{ESP}}^{\Xi}) + \text{Pr}_{\text{ESP}}^{\Xi}, \quad (21)$$

where $\text{Pr}'_{\text{BER}}{}^{\Xi}$ is the BER for the information demodulation. According to the CLT, considering that the decision metric ϑ_k^{Ξ} obeys a Gaussian distribution, the Gaussian approximation can be used to derive the theoretical BER expression [16], [46], [47]. In this sense, $\text{Pr}'_{\text{BER}}{}^{\Xi}$ can be formulated as

$$\begin{aligned}\text{Pr}'_{\text{BER}}{}^{\Xi} &= \frac{1}{2} \Pr(\vartheta_k^{\Xi} < 0 | b_k = 0) + \frac{1}{2} \Pr(\vartheta_k^{\Xi} > 0 | b_k = 1) \\ &= \frac{1}{2} \text{erfc}\left(\frac{E\{\vartheta_k^{\Xi} | b_k = 1\}}{\sqrt{2\text{Var}\{\vartheta_k^{\Xi} | b_k = 1\}}}\right).\end{aligned}\quad (22)$$

Without loss of generality, we assume that the information bit b_k equals “1” in the following analysis.

1) *RIS-AP*: According to (5), (6), and (9), we can express the decision metric ϑ_k^{AP} in the RIS-AP scenario as

$$\begin{aligned}
\vartheta_k^{\text{AP}} &= \mathbb{R} \left\{ \sum_{i=1}^{\beta} y_{k,\text{inf},i}^{\text{AP}} (y_{k,\text{inf},i+\beta}^{\text{AP}})^* \right\} \\
&= \mathbb{R} \left\{ \sum_{i=1}^{\beta} \left(\sqrt{\frac{P_t(1-\Delta)}{r_{\text{rd}}^\alpha}} \sum_{\nu=1}^{L_{\text{rd}}} H_\nu e_{k,i-\tau_\nu} + n_{k,i,\text{si}} \right) \right. \\
&\quad \left. \times \left(\sqrt{\frac{P_t(1-\Delta)}{r_{\text{rd}}^\alpha}} \sum_{\nu=1}^{L_{\text{rd}}} H_\nu e_{k,i-\tau_\nu} + n_{k,i+\beta,\text{si}} \right)^* \right\} \\
&\approx \mathbb{R} \left\{ \frac{P_t(1-\Delta)}{r_{\text{rd}}^\alpha} \sum_{\nu=1}^{L_{\text{rd}}} \|H_\nu\|^2 \sum_{i=1}^{\beta} \|\varepsilon_{k,i}\|^2 + \sqrt{\frac{P_t(1-\Delta)}{r_{\text{rd}}^\alpha}} \left(\sum_{\nu=1}^{L_{\text{rd}}} H_\nu^* \sum_{i=1}^{\beta} \varepsilon_{k,i}^* n_{k,i,\text{si}} \right. \right. \\
&\quad \left. \left. + \sum_{\nu=1}^{L_{\text{rd}}} H_\nu \sum_{i=1}^{\beta} \varepsilon_{k,i} n_{k,i+\beta,\text{si}}^* \right) + \sum_{i=1}^{\beta} n_{k,i,\text{si}} n_{k,i+\beta,\text{si}}^* \right\}, \tag{23}
\end{aligned}$$

where $n_{k,i,\text{si}} = \sqrt{1-\Delta} n_{k,i,\text{sd}} + n_{k,i,\text{id}}$ represents the overall noise, $n_{k,\text{si}} \sim \mathcal{CN}(0, N_{\text{si}})$, and $N_{\text{si}} = (1-\Delta)N_{\text{sd}} + N_{\text{id}}$. We define $H_\nu = H_{\nu 1} + jH_{\nu 2}$, $\varepsilon_k = \varepsilon_{k1,i} + j\varepsilon_{k2,i}$, $n_{k,i,\text{si}} = a_{k1,i} + ja_{k2,i}$, $n_{k,i,\text{si}} = c_{k1,i} + jc_{k2,i}$, where j denotes an imaginary unit. Exploiting the above parameters, (23) can be simplified as

$$\begin{aligned}
\vartheta_k^{\text{AP}} &= \frac{P_t(1-\Delta)}{r_{\text{rd}}^\alpha} \sum_{\nu=1}^{L_{\text{rd}}} \|H_\nu\|^2 \sum_{i=1}^{\beta} \|\varepsilon_{k,i}\|^2 + \sqrt{\frac{P_t(1-\Delta)}{r_{\text{rd}}^\alpha}} \left\{ \sum_{\nu=1}^{L_{\text{rd}}} \sum_{i=1}^{\beta} (H_{\nu 1} \varepsilon_{k1,i} - H_{\nu 2} \varepsilon_{k2,i}) a_{k1,i} \right. \\
&\quad + \sum_{\nu=1}^{L_{\text{rd}}} \sum_{i=1}^{\beta} (H_{\nu 1} \varepsilon_{k2,i} + H_{\nu 2} \varepsilon_{k1,i}) a_{k2,i} + \sum_{\nu=1}^{L_{\text{rd}}} \sum_{i=1}^{\beta} (H_{\nu 1} \varepsilon_{k1,i} - H_{\nu 2} \varepsilon_{k2,i}) c_{k1,i} \\
&\quad \left. + \sum_{\nu=1}^{L_{\text{rd}}} \sum_{i=1}^{\beta} (H_{\nu 1} \varepsilon_{k2,i} + H_{\nu 2} \varepsilon_{k1,i}) c_{k2,i} \right\} + \sum_{i=1}^{\beta} (a_{k1,i} c_{k1,i} + a_{k2,i} c_{k2,i}), \tag{24}
\end{aligned}$$

where $\varepsilon_{k1,i}^2 + \varepsilon_{k2,i}^2 = E_i$ and $\sum_{i=1}^{2\beta} E_i = E_b$. Afterwards, the mean and variance of the decision metric ϑ_k^{AP} can be derived as

$$E\{\vartheta_k^{\text{AP}}\} = \sum_{\nu=1}^{L_{\text{rd}}} \|H_\nu\|^2 \sum_{i=1}^{\beta} E_i = \frac{P_t(1-\Delta)E_b}{2r_{\text{rd}}^\alpha} \sum_{\nu=1}^{L_{\text{rd}}} \|H_\nu\|^2, \tag{25}$$

$$\begin{aligned}
\text{Var}\{\vartheta_k^{\text{AP}}\} &= \sum_{i=1}^{\beta} \left\{ \frac{P_t(1-\Delta)N_{\text{si}}}{r_{\text{rd}}^\alpha} \sum_{\nu=1}^{L_{\text{rd}}} (H_{\nu 1}^2 + H_{\nu 2}^2) \times (\varepsilon_{k1,i}^2 + \varepsilon_{k2,i}^2) + \frac{N_{\text{si}}^2}{2} \right\} \\
&= \frac{P_t(1-\Delta)E_b N_{\text{si}}}{2r_{\text{rd}}^\alpha} \sum_{\nu=1}^{L_{\text{rd}}} \|H_\nu\|^2 + \frac{\beta N_{\text{si}}^2}{2}. \tag{26}
\end{aligned}$$

According to (22), (25), and (26), $\text{Pr}'_{\text{BER}}^{\text{AP}}$ can be calculated as

$$\text{Pr}'_{\text{BER}}^{\text{AP}} = \frac{1}{2} \text{erfc} \left\{ \left[\frac{4r_{\text{rd}}^\alpha N_{\text{si}}}{P_{\text{t}}(1-\Delta) \sum_{\nu=1}^{L_{\text{rd}}} \|H_\nu\|^2 E_b} + 4\beta \left(\frac{r_{\text{rd}}^\alpha N_{\text{si}}}{P_{\text{t}}(1-\Delta) \sum_{\nu=1}^{L_{\text{rd}}} \|H_\nu\|^2 E_b} \right)^2 \right]^{-\frac{1}{2}} \right\}. \quad (27)$$

We define γ_b as the instantaneous SNR at the receiving end, which can be given by

$$\gamma_b = \frac{P_{\text{t}}(1-\Delta)}{r_{\text{rd}}^\alpha} \sum_{\nu=1}^{L_{\text{rd}}} \|H_\nu\|^2 \frac{E_b}{N_{\text{si}}}. \quad (28)$$

Hence, (27) can be further expressed by

$$\text{Pr}'_{\text{BER}}^{\text{AP}} = \frac{1}{2} \int_0^{+\infty} \text{erfc} \left[\left(\frac{4}{\gamma_b} + \frac{4\beta}{\gamma_b^2} \right)^{-\frac{1}{2}} \right] f(\gamma_b) d\gamma_b, \quad (29)$$

where the PDF of γ_b is

$$f(\gamma_b) = \sum_{\nu=1}^{L_{\text{rd}}} \frac{\mathfrak{S}_\nu}{\bar{\gamma}_\nu} \exp\left(-\frac{\gamma_b}{\bar{\gamma}_\nu}\right), \quad (30)$$

$\bar{\gamma}_\nu$ is the average SNR of the ν -th path, and \mathfrak{S}_ν is defined as

$$\mathfrak{S}_\nu = \prod_{\nu=1, \nu \neq i}^{L_{\text{rd}}} \frac{\bar{\gamma}_\nu}{\bar{\gamma}_\nu - \bar{\gamma}_i}. \quad (31)$$

In conclusion, substituting (16) and (29) into (21), one can obtain the overall BER expression of the RIS-AP scenario over a multipath Rayleigh fading channel.

2) *RIS-DH*: Similarly, according to (5), (6), and (10), the decision metric ϑ_k^{DH} in the RIS-DH scenario can be written as

$$\begin{aligned} \vartheta_k^{\text{DH}} &= \mathbb{R} \left\{ \sum_{i=1}^{\beta} y_{k,\text{inf},i}^{\text{DH}} (y_{k,\text{inf},i+\beta}^{\text{DH}})^* \right\} \\ &\approx \mathbb{R} \left\{ \frac{P_{\text{t}}(1-\Delta)}{r_{\text{sr}}^\alpha r_{\text{rd}}^\alpha} \sum_{l=1}^{L_{\text{DH}}} \|G_l\|^2 \sum_{i=1}^{\beta} \|\varepsilon_{k,i}\|^2 + \sqrt{\frac{P_{\text{t}}(1-\Delta)}{r_{\text{sr}}^\alpha r_{\text{rd}}^\alpha}} \left(\sum_{l=1}^{L_{\text{DH}}} G_l^* \sum_{i=1}^{\beta} \varepsilon_{k,i}^* n_{k,i,\text{si}} \right. \right. \\ &\quad \left. \left. + \sum_{l=1}^{L_{\text{DH}}} G_l \sum_{i=1}^{\beta} \varepsilon_{k,i} n_{k,i+\beta,\text{si}}^* \right) + \sum_{i=1}^{\beta} n_{k,i,\text{si}} n_{k,i+\beta,\text{si}}^* \right\}, \quad (32) \end{aligned}$$

Let $G_l = G_{l1} + jG_{l2}$, (32) reduces to

$$\begin{aligned} \vartheta_k^{\text{DH}} &= \frac{P_{\text{t}}(1-\Delta)}{r_{\text{sr}}^\alpha r_{\text{rd}}^\alpha} \sum_{l=1}^{L_{\text{DH}}} \|G_l\|^2 \sum_{i=1}^{\beta} \|\varepsilon_{k,i}\|^2 + \sqrt{\frac{P_{\text{t}}(1-\Delta)}{r_{\text{sr}}^\alpha r_{\text{rd}}^\alpha}} \left\{ \sum_{l=1}^{L_{\text{DH}}} \sum_{i=1}^{\beta} (G_{l1} \varepsilon_{k1,i} - G_{l2} \varepsilon_{k2,i}) a_{k1,i} \right. \\ &\quad \left. + \sum_{l=1}^{L_{\text{DH}}} \sum_{i=1}^{\beta} (G_{l1} \varepsilon_{k2,i} + G_{l2} \varepsilon_{k1,i}) a_{k2,i} + \sum_{l=1}^{L_{\text{DH}}} \sum_{i=1}^{\beta} (G_{l1} \varepsilon_{k1,i} - G_{l2} \varepsilon_{k2,i}) c_{k1,i} \right. \\ &\quad \left. + \sum_{l=1}^{L_{\text{DH}}} \sum_{i=1}^{\beta} (G_{l1} \varepsilon_{k2,i} + G_{l2} \varepsilon_{k1,i}) c_{k2,i} \right\} + \sum_{i=1}^{\beta} (a_{k1,i} c_{k1,i} + a_{k2,i} c_{k2,i}). \quad (33) \end{aligned}$$

Furthermore, The mean and the variance of the decision metric ϑ_k^{DH} can be derived as

$$E\{\vartheta_k^{\text{DH}}\} = \sum_{l=1}^{L_{\text{DH}}} \|G_l\|^2 \sum_{i=1}^{\beta} E_i = \frac{P_t(1-\Delta)E_b}{2r_{\text{sr}}^\alpha r_{\text{rd}}^\alpha} \sum_{l=1}^{L_{\text{DH}}} \|G_l\|^2, \quad (34)$$

$$\begin{aligned} \text{Var}\{\vartheta_k^{\text{DH}}\} &= \sum_{i=1}^{\beta} \left\{ \frac{P_t(1-\Delta)N_{\text{si}}}{r_{\text{sr}}^\alpha r_{\text{rd}}^\alpha} \sum_{l=1}^{L_{\text{DH}}} (G_{l1}^2 + G_{l2}^2) \times (\varepsilon_{k1,i}^2 + \varepsilon_{k2,i}^2) + \frac{N_{\text{si}}^2}{2} \right\} \\ &= \frac{P_t(1-\Delta)E_b N_{\text{si}}}{2r_{\text{sr}}^\alpha r_{\text{rd}}^\alpha} \sum_{\nu=1}^{L_{\text{DH}}} \|G_l\|^2 + \frac{\beta N_{\text{si}}^2}{2}. \end{aligned} \quad (35)$$

Combining (22), (34), and (35), the BER for the information demodulation during demodulation can be yielded as

$$\text{Pr}'_{\text{BER}}^{\text{DH}} = \frac{1}{2} \text{erfc} \left\{ \left[\frac{4r_{\text{sr}}^\alpha r_{\text{rd}}^\alpha N_{\text{si}}}{P_t(1-\Delta) \sum_{l=1}^{L_{\text{DH}}} \|G_l\|^2 E_b} + 4\beta \left(\frac{r_{\text{sr}}^\alpha r_{\text{rd}}^\alpha N_{\text{si}}}{P_t(1-\Delta) \sum_{l=1}^{L_{\text{DH}}} \|G_l\|^2 E_b} \right)^2 \right]^{-\frac{1}{2}} \right\}. \quad (36)$$

Let γ'_b denotes the instantaneous SNR at the receiving end, γ'_b becomes

$$\gamma'_b = \frac{P_t(1-\Delta)}{r_{\text{sr}}^\alpha r_{\text{rd}}^\alpha} \sum_{l=1}^{L_{\text{DH}}} \|G_l\|^2 \frac{E_b}{N_{\text{si}}}. \quad (37)$$

Since γ'_b and γ_b obey the same distribution, the PDF of γ'_b can be also obtained using (30).

Afterwards, the expression of $\text{Pr}'_{\text{BER}}^{\text{DH}}$ can be given by

$$\text{Pr}'_{\text{BER}}^{\text{DH}} = \frac{1}{2} \int_0^{+\infty} \text{erfc} \left[\left(\frac{4}{\gamma'_b} + \frac{4\beta}{\gamma'_b{}^2} \right)^{-\frac{1}{2}} \right] f(\gamma'_b) d\gamma'_b. \quad (38)$$

Finally, exploiting (19), (21), and (38), the BER expression in the RIS-DH scenario over a multipath Rayleigh fading channel can be promptly derived.

IV. NUMERICAL RESULTS AND DISCUSSIONS

In this section, the numerical results of energy shortage probability and BER are evaluated for the proposed RIS-FM-DCSK-SWIPT scheme. Without loss of generality, we consider the following channel parameters in simulations. In the RIS-AP scenario, the number of paths $L_{\text{rd}} = 3$, the channel gains $E\{\|\psi_{p,1}\|^2\} = 5/8$, $E\{\|\psi_{p,2}\|^2\} = 2/8$, $E\{\|\psi_{p,3}\|^2\} = 1/8$, and the multipath delays for the link RIS \rightarrow D are $\tau_{p,\nu=1} = 0$, $\tau_{p,\nu=2} = 2$, $\tau_{p,\nu=3} = 4$. In the RIS-DH scenario, the number of paths $L_{\text{sr}} = L_{\text{rd}} = 2$, the channel gains $E\{\|\chi_{p,1}\|^2\} = 4/7$, $E\{\|\chi_{p,2}\|^2\} = 3/7$, $E\{\|\psi_{p,1}\|^2\} = 5/8$, $E\{\|\psi_{p,2}\|^2\} = 3/8$, the multipath delays for the link

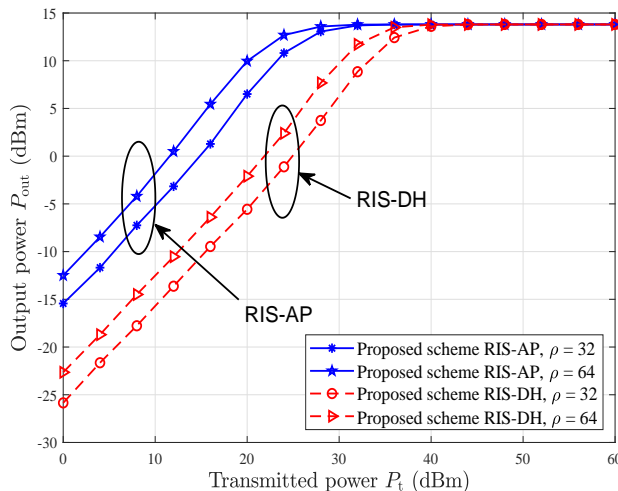


Fig. 3. Relationship between the output power P_{out} and the transmitted power P_t in the proposed RIS-FM-DCSK-SWIPT scheme under the non-linear EH model, where the numbers of reflecting elements are set to $\rho = 32, 64$.

$R \rightarrow \text{RIS}$ are $\tau_{p,\varsigma=1} = 0$, $\tau_{p,\varsigma=2} = 2$, and the multipath delays for the link $\text{RIS} \rightarrow D$ are $\tau_{p,\nu=1} = 0$ and $\tau_{p,\nu=2} = 5$. Besides, we assume that n_{sd} and n_{id} have equal variances (i.e., $N_{\text{sd}} = N_{\text{id}} = N_0$). Unless otherwise stated, the transmitted power is set to $P_t = 30$ dBm [31]. Moreover, the parameters of the non-linear energy harvesting model are set to $\varpi = 0.024$, $\lambda = 150$ and $\mu = 0.014$ [42]. We also assume that the energy cost of the information demodulation is $P_{\text{ID}} = \varpi/20$.

A. EH Performance of the Proposed RIS-FM-DCSK-SWIPT Scheme

Fig. 3 shows the relationship between the output power P_{out} and transmitted power P_t in the proposed RIS-FM-DCSK-SWIPT scheme under the non-linear EH model. In general, the RF energy conversion efficiency increases with the input power, but the maximum harvested energy is limited due to the saturation effect of the EH. As seen from this figure, the output power of the EH receiver first increases and then gradually approaches a saturated value. Obviously, the EH model adopted in this paper well matches with the practical EH applications and can reflect the performance of the proposed RIS-FM-DCSK-SWIPT scheme more accurately. In addition, Fig. 3 demonstrates the effect of the number of reflecting elements (i.e., ρ) on the output power. Especially, in the RIS-AP scenario, when the output power is 5 dBm, the proposed scheme with $\rho = 64$ has a 3 dB gain in transmitted power over that with $\rho = 32$. Similar observations can be also obtained in the RIS-DH scenario.

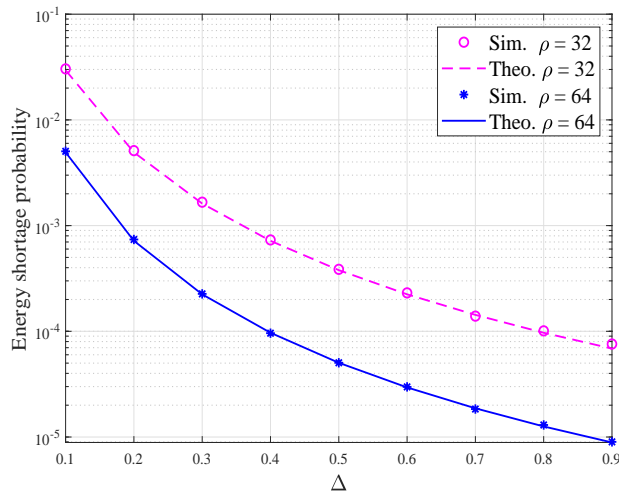


Fig. 4. Simulated and theoretical energy shortage probabilities of the proposed RIS-FM-DCSK-SWIPT scheme versus Δ in the RIS-AP scenario over a multipath Rayleigh fading channel, where $SF = 200$, $r_{rd} = 15(\text{m})$, $\alpha = 2$ and $\rho = 32, 64$.

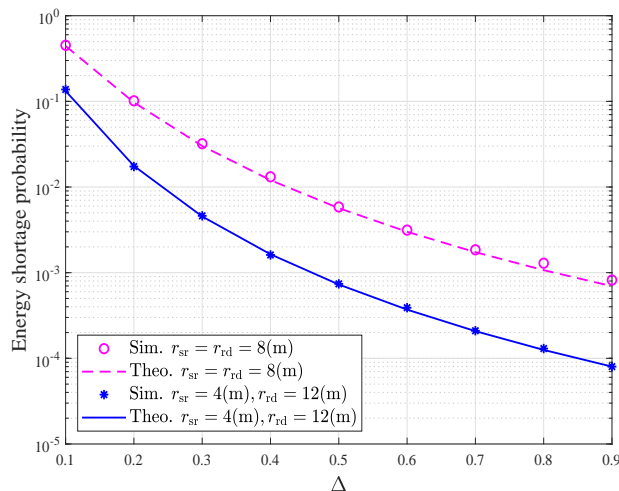
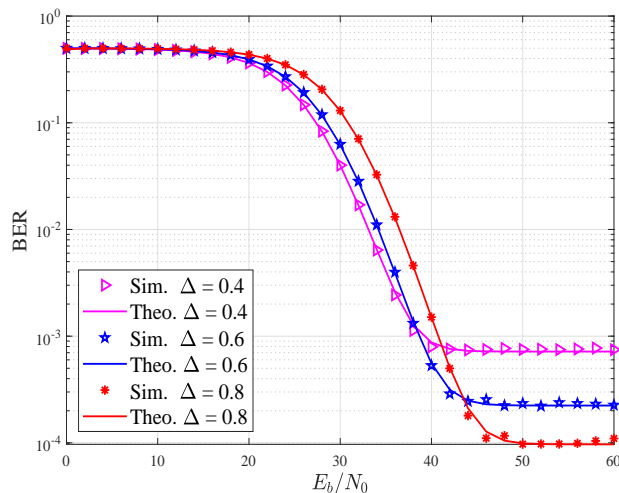


Fig. 5. Simulated and theoretical energy shortage probabilities of the proposed RIS-FM-DCSK-SWIPT scheme versus Δ in the RIS-DH scenario over a multipath Rayleigh fading channel, where $SF = 300$, $\alpha = 2$, $\rho = 128$ and the distance parameters are set to $r_{sr} = r_{rd} = 8(\text{m})$ and $r_{sr} = 4(\text{m}), r_{rd} = 12(\text{m})$.

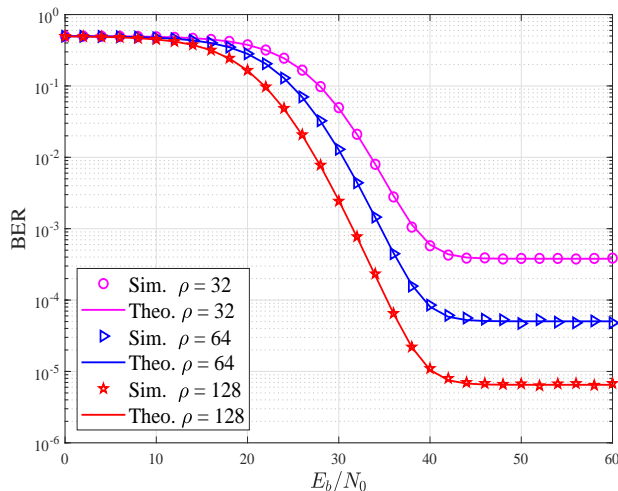
B. Energy Shortage Performance of the Proposed RIS-FM-DCSK-SWIPT Scheme

For the energy shortage probabilities of the proposed RIS-FM-DCSK-SWIPT scheme in the RIS-AP scenario, Fig. 4 compares the theoretical and simulated results. It is obvious that the simulated results match well with the theoretical results derived in (16). Moreover, we explore the effect of the number of reflecting elements (i.e., ρ) and the scaling factor of power splitting (i.e., Δ) on the energy shortage probability. As expected, increasing ρ or Δ leads to a decrease in the energy shortage probability. This is because that more energy will be transmitted to the

EH receiver when increasing ρ and Δ (as noticed in (11)).



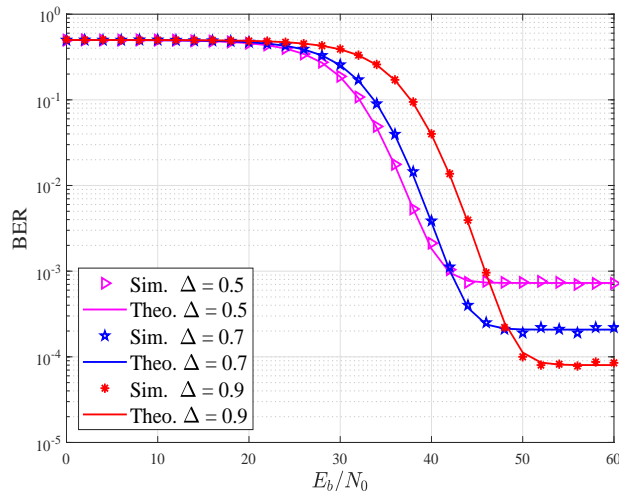
(a)



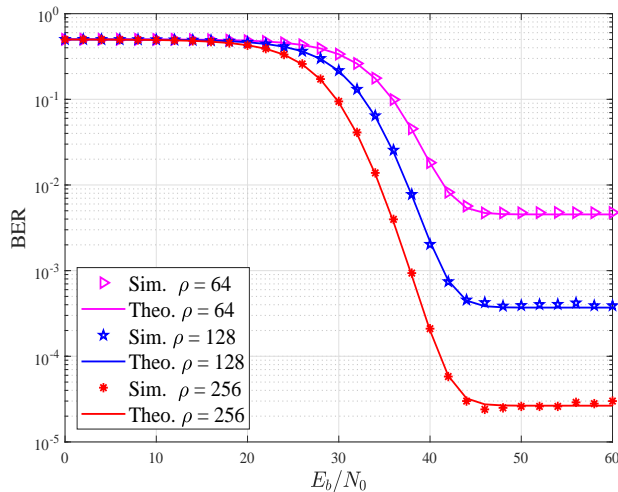
(b)

Fig. 6. Simulated and theoretical BER performance of the proposed RIS-FM-DCSK-SWIPT scheme in the RIS-AP scenario over a multipath Rayleigh fading channel, where $SF = 200$, $r_{rd} = 15(\text{m})$, $\alpha = 2$ (a) $\rho = 32$ and $\Delta = 0.4, 0.6, 0.8$ (b) $\Delta = 0.5$ and $\rho = 32, 64, 128$.

In the RIS-DH scenario, Fig. 5 shows the energy shortage probabilities of the proposed RIS-FM-DCSK-SWIPT scheme versus the scaling factor of power splitting Δ , where the distance parameters are set to $r_{sr} = r_{rd} = 8(\text{m})$ and $r_{sr} = 4(\text{m})$, $r_{rd} = 12(\text{m})$. This figure also verifies the accuracy of the theoretical expression (19). We also observe that the deployment location of the RIS between the source and destination has some impact on the energy shortage probability. For instance, the proposed RIS-FM-DCSK-SWIPT scheme with $r_{sr} = 4(\text{m})$ and $r_{rd} = 12(\text{m})$ has a lower energy shortage probability than that with $r_{sr} = r_{rd} = 8(\text{m})$.



(a)



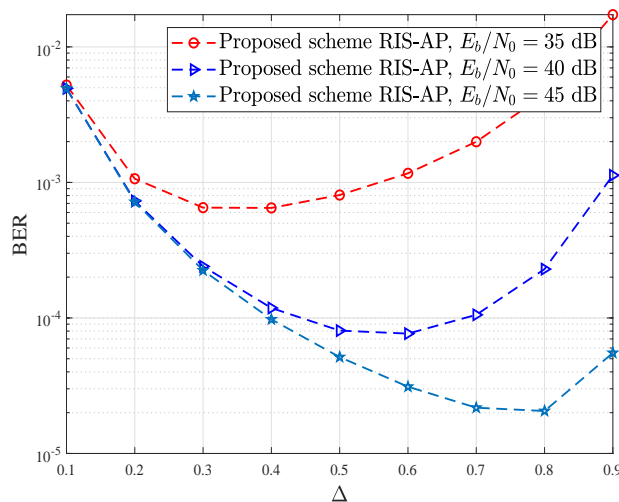
(b)

Fig. 7. Simulated and theoretical BER performance of the proposed RIS-FM-DCSK-SWIPT scheme in the RIS-DH scenario over a multipath Rayleigh fading channel, where $SF = 300$, $r_{sr} = 4(\text{m})$, $r_{rd} = 12(\text{m})$, $\alpha = 2$ (a) $\rho = 128$ and $\Delta = 0.5, 0.7, 0.9$, (b) $\Delta = 0.6$ and $\rho = 64, 128, 256$.

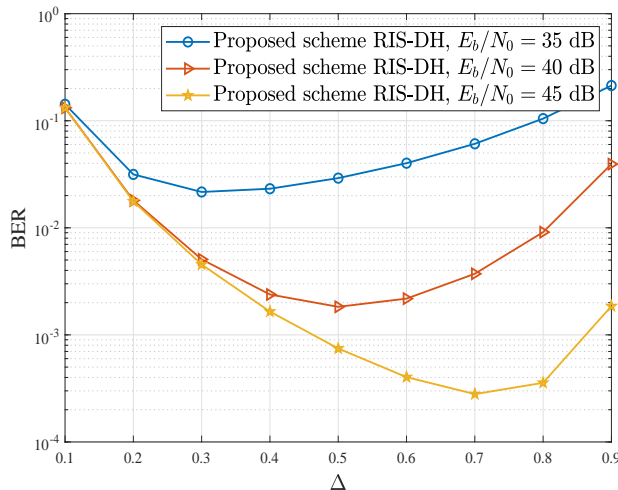
C. BER Performance of the Proposed RIS-FM-DCSK-SWIPT Scheme

From Fig. 6(a) to Fig. 7(b), we present the theoretical and simulated BER curves of the proposed RIS-FM-DCSK-SWIPT scheme with different Δ and ρ over a multipath Rayleigh fading channel. We can find that the simulated results are consistent with the theoretical results, which demonstrate the correctness of BER analysis. Besides, the BER performance of the proposed scheme has an error floor, which is caused by the energy shortage.

As shown in Fig. 6(a), increasing Δ can lower the error floor of the proposed scheme in the RIS-AP scenario. The above phenomenon is due to the fact that as the proportion of energy



(a)



(b)

Fig. 8. BER performance of the proposed RIS-FM-DCSK-SWIPT scheme versus Δ over a multipath Rayleigh fading channel, where $E_b/N_0 = 35$ dB, 40 dB, 45 dB (a) $SF = 200$, $r_{rd} = 15$ (m), $\alpha = 2$, $\rho = 32$ (b) $SF = 300$, $r_{sr} = 4$ (m), $r_{rd} = 12$ (m), $\kappa = 2$ and $\rho = 128$.

harvesting signals increases, the energy shortage probability reduces. However, increasing Δ also reduces the anti-noise ability of proposed RIS-FM-DCSK-SWIPT scheme. For instance, the proposed scheme with $\Delta = 0.4$ has a 3 dB gain compared to that with $\Delta = 0.8$ at a BER of 10^{-3} . Although increasing Δ can improve the energy shortage probability, the proportion of information demodulated signals is reduced simultaneously. Hence, the proposed scheme with a large Δ it not able to exhibit competitive performance in the low SNR region. Also, we can observe similar results from Fig. 7(a) in the RIS-DP scenario.

We investigate the relationship between ρ and the BER of the proposed RIS-FM-DCSK-

SWIPT scheme, as shown in Fig. 6(b) and Fig. 7(b). As expected, the BER performance of the proposed RIS-FM-DCSK-SWIPT scheme improves with the increase of ρ . For example, referring to Fig. 6(b), the proposed scheme with $\rho = 128$ has a 6 dB gain over that with $\rho = 32$ at the BER of 10^{-3} . Additionally, a relatively larger ρ can help reduce the error floor. As ρ increases, the transmitted signal is reflected by more reflecting elements to the receiver, thereby enhancing the signal strength at the destination. Likewise, similar conclusion can be drawn in Fig. 7(b). In summary, the proposed scheme can offer a tradeoff between the BER performance and the parameter Δ (or ρ) in order to satisfy the diverse transmission requirements in practical applications.

Fig. 8 shows the effect of Δ on the BER performance of the proposed RIS-FM-DCSK-SWIPT scheme over a multipath Rayleigh fading channel, when SNRs equal 35 dB, 40 dB, and 45 dB. We can easily observe that as Δ increases, the BER performance of the proposed scheme has an optimal value Δ_{opt} . According to (21), the BER performance of the proposed scheme is not only related to the energy shortage probability but also related to the error probability of information demodulation. When $\Delta \in (0, \Delta_{\text{opt}})$, only a few proportion of the received signals is used for energy harvesting, thus there is not enough energy to demodulate the information. In this phase, the BER performance of the proposed scheme is mainly determined by the energy shortage probability. However, when $\Delta \in (\Delta_{\text{opt}}, 1)$, only a low proportion of the received signals is used to demodulate the information, which leads to a deterioration in BER performance. As such, in this phase, the BER performance of the proposed scheme is mainly determined by the error probability of information demodulation. Moreover, the optimal BER corresponds to a power splitting factor that varies with the SNR. For instance, the optimal Δ is 0.3 at a SNR of 35 dB, while the optimal Δ is 0.8 at a SNR of 45 dB, as shown in Fig. 8(a). The noise in the received signal decreases with the increase of SNR, hence a high proportion of the received signal is allowed to be used for energy harvesting. This not only improves the energy shortage probability but also ensures a lower error probability of information demodulation. In conclusion, the value of Δ can be adjusted based on the variation of channel state so as to obtain an optimal BER performance.

In Fig. 9, we further investigate the relationship between the deployment location of RIS and the BER performance of the proposed scheme in the RIS-DH scenario. For convenience, δ ($0 < \delta < 1$) is defined as the scaling factor of distance, where $r_{\text{sr}} = \delta(r_{\text{sr}} + r_{\text{rd}})$ and $r_{\text{rd}} = (1 - \delta)(r_{\text{sr}} + r_{\text{rd}})$. It is interesting to find that the proposed scheme can obtain optimal BER

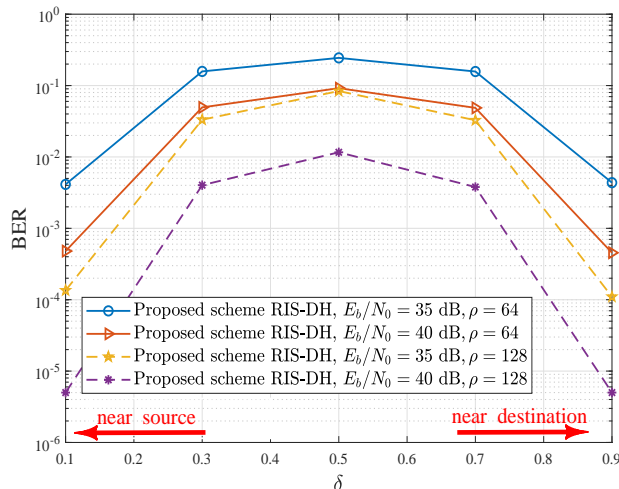


Fig. 9. Relationship between the scaling factor of distance (i.e., δ) and the BER performance of the proposed RIS-FM-DCSK-SWIPT scheme in RIS-DH scenario over a multipath Rayleigh fading channel, where $SF = 300$, $\Delta = 0.5$, $r_{sr} + r_{rd} = 16(\text{m})$, $\alpha = 2$, $E_b/N_0 = 35 \text{ dB}$, 40 dB and $\rho = 64, 128$.

performance when the deployment location of the RIS is near either the source or destination in the RIS-DH scenario. In contrast, the BER performance is worst when the deployment location of the RIS is in the center between the source and destination (i.e., $\delta = 0.5$). This is because in the RIS-DH scenario, the path loss is maximum when $\delta = 0.5$. In this case, the receiver has the smallest received SNR according to (37). Hence, the deployment location of RIS needs to be carefully considered for the sake of achieving the maximum performance gain.

D. BER Performance Comparison between the Proposed RIS-FM-DCSK-SWIPT Scheme and Existing Counterparts

To further illustrate the superiority of our proposed RIS-FM-DCSK-SWIPT scheme, we compare the BER performance of the proposed scheme with other existing DCSK-SWIPT schemes. First, we compare the performance of the proposed RIS-FM-DCSK-SWIPT (AP) scheme with that of the MISO-FM-DCSK-SWIPT scheme [30] in Fig. 10, where the number of antennas (i.e., N_A) is set to 4 and 8. In addition, we include the fundamental FM-DCSK-SWIPT scheme as a benchmark. It can be clearly observed that the proposed RIS-FM-DCSK-SWIPT (AP) scheme with $\rho = 32$ has a gain of 7 dB compared to the MISO-FM-DCSK-SWIPT scheme with $N_A = 4$ at a BER of 10^{-5} , which significantly outperforms the FM-DCSK-SWIPT scheme. Although the MISO-FM-DCSK-SWIPT scheme can improve its BER performance by increasing the number of antennas, the cost and complexity will also increase. On the contrary, the proposed

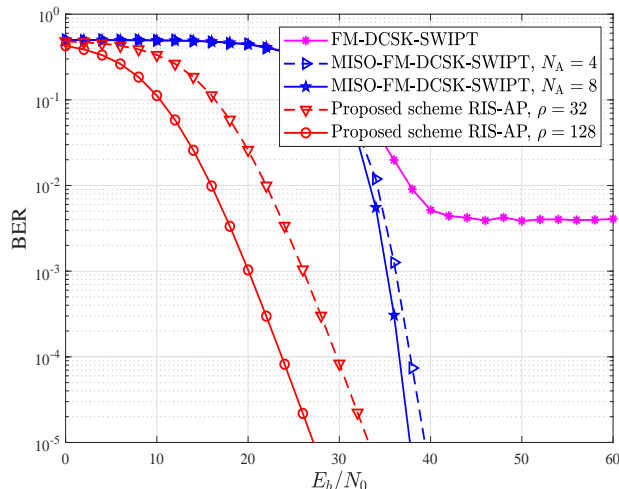


Fig. 10. BER performance of the proposed RIS-FM-DCSK-SWIPT (AP) scheme in comparison with other non-coherent schemes over a multipath Rayleigh fading channel, where $SF = 200$, $\Delta = 0.5$, $r_{rd} = 4(\text{m})$, $\alpha = 2$, $\rho = 32, 128$ and $N_A = 4, 8$.

RIS-FM-DCSK-SWIPT (AP) scheme can also improve the BER performance by increasing the number of low-cost passive reflecting element. Based on the above discussion, the proposed scheme possesses desirable benefits of more reliable BER and lower hardware cost with respect to the MISO-FM-DCSK-SWIPT scheme.

On the other hand, considering the RIS-DH scenario, we compare the performance of the proposed RIS-FM-DCSK-SWIPT (DH) scheme with that of the buffer-aided DCSK-SWIPT relay scheme [33] in Fig. 11. To ensure the fairness of the comparison, we assume that a non-linear EH model is used in the buffer-aided DCSK-SWIPT relay scheme. It can be seen that the proposed scheme has a great advantage in terms of BER performance compared to the two relaying protocols in [33]. Furthermore, the proposed RIS-FM-DCSK-SWIPT (DH) scheme does not require additional power to forward the source information, which remarkably reduces the energy cost in transmission.

V. CONCLUSION

In this paper, we have developed an RIS-assisted FM-DCSK SWIPT scheme under a non-linear EH model, which can achieve high efficiency simultaneous information and power transfer. The proposed scheme has incorporated RIS into the DCSK-SWIPT scheme, which greatly enhances the performance of the conventional DCSK-SWIPT scheme. In particular, a blind-channel approach has been employed. This approach maintains the advantage of non-coherent

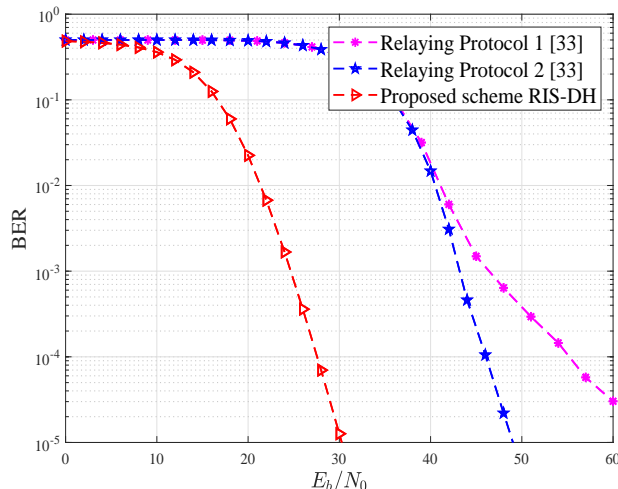


Fig. 11. BER performance of the proposed RIS-FM-DCSK-SWIPT (DH) scheme in comparison with the buffer-aided DCSK-SWIPT relay scheme over a multipath Rayleigh fading channel, where $SF = 320$, $\Delta = 0.5$, $r_{sr} = r_{rd} = 2(m)$, $\alpha = 2$ and $\rho = 32$.

chaotic modulation that does not require channel estimation, thus significantly reducing energy consumption and hardware cost. Moreover, we have considered two deployment scenarios of the RIS, i.e., RIS-AP and RIS-DH, in the system design. We have also carefully analyzed the theoretical energy-shortage probability and BER of proposed scheme in both the RIS-AP and RIS-DH scenarios over the multipath Rayleigh fading channel. The simulated results well match with our theoretical derivations. Furthermore, we have illustrated the properties of the proposed RIS-FM-DCSK-SWIPT scheme via investigating the impact of critical parameters on the system performance. It has also been demonstrated that the proposed RIS-FM-DCSK-SWIPT scheme is superior to existing DCSK-SWIPT scheme. Thanks to the aforementioned benefits, the proposed scheme can be regarded as a competitive transmission solution for low-power and low-cost wireless communication networks.

REFERENCES

- [1] J. Yuan, Y. C. Liang, J. Joung, G. Feng, and E. G. Larsson, "Intelligent reflecting surface-assisted cognitive radio system," *IEEE Trans. Commun.*, vol. 69, no. 1, pp. 675–687, Jan. 2021.
- [2] S. N. Daskalakis, J. Kimionis, A. Collado, G. Goussetis, M. M. Tentzeris, and A. Georgiadis, "Ambient backscatterers using FM broadcasting for low cost and low power wireless applications," *IEEE T. Microw. Theory.*, vol. 65, no. 12, pp. 5251–5262, Dec. 2017.
- [3] Q. Wu, X. Guan, and R. Zhang, "Intelligent reflecting surface-aided wireless energy and information transmission: an overview," *P. IEEE*, vol. 110, no. 1, pp. 150–170, Jan. 2022.

- [4] G. Kaddoum, “Wireless chaos-based communication systems: A comprehensive survey,” *IEEE Access*, vol. 4, pp. 2621–2648, May 2016.
- [5] Y. Fang, G. Han, P. Chen, F. C. M. Lau, G. Chen, and L. Wang, “A survey on DCSK-based communication systems and their application to UWB scenarios,” *IEEE Commun. Surv. Tutor.*, vol. 18, no. 3, pp. 1804–1837, May 2016.
- [6] H. Dedieu, M. P. Kennedy, and M. Hasler, “Chaos shift keying: modulation and demodulation of a chaotic carrier using self-synchronizing Chua’s circuits,” *IEEE Trans. Circuits Syst. II*, vol. 40, no. 10, pp. 634–642, Oct. 1993.
- [7] G. Kolumbán, B. Vizvári, W. Schwarz, and A. Abel, “Differential chaos shift keying: A robust coding for chaos communication,” *Proc. NDES, Seville, Spain*, pp. 88–92, 1996.
- [8] M. P. Kennedy, G. Kolumban, G. Kis, and Z. Jako, “Performance evaluation of FM-DCSK modulation in multipath environments,” *IEEE Trans. Circuits Syst. I*, vol. 47, no. 12, pp. 1702–1711, Dec. 2000.
- [9] L. Wang, X. Min, and G. Chen, “Performance of SIMO FM-DCSK UWB system based on chaotic pulse cluster signals,” *IEEE Trans. Circuits Syst. I, Reg. Papers*, vol. 58, no. 9, pp. 2259–2268, Sept. 2011.
- [10] H. Ma, G. Cai, Y. Fang, J. Wen, P. Chen, and S. Akhtar, “A new enhanced energy-detector-based FM-DCSK UWB system for tactile Internet,” *IEEE Trans. Ind. Inform.*, vol. 15, no. 5, pp. 3028–3039, May 2019.
- [11] W. Xu, Y. Tan, F. C. M. Lau, and G. Kolumbán, “Design and optimization of differential chaos shift keying scheme with code index modulation,” *IEEE Trans. Commun.*, vol. 66, no. 5, pp. 1970–1980, May 2018.
- [12] Y. Tan, W. Xu, T. Huang, and L. Wang, “A multilevel code shifted differential chaos shift keying scheme with code index modulation,” *IEEE Trans. Circuits Syst. II, Express Briefs*, vol. 65, no. 11, pp. 1743–1747, Nov. 2018.
- [13] M. Herceg, D. Vranješ, G. Kaddoum, and E. Soujeri, “Commutation code index DCSK modulation technique for high-data-rate communication systems,” *IEEE Trans. Circuits Syst. II, Express Briefs*, vol. 65, no. 12, pp. 1954–1958, Dec. 2018.
- [14] G. Cheng, L. Wang, W. Xu, and G. Chen, “Carrier index differential chaos shift keying modulation,” *IEEE Trans. Circuits Syst. II, Express Briefs*, vol. 64, no. 8, pp. 907–911, Aug. 2017.
- [15] W. Dai, H. Yang, Y. Song, and G. Jiang, “Two-Layer carrier index modulation scheme based on differential chaos shift keying,” *IEEE Access*, vol. 6, pp. 56 433–56 444, 2018.
- [16] H. Yang, S. Xu, and G. Jiang, “A high data rate solution for differential chaos shift keying based on carrier index modulation,” *IEEE Trans. Circuits Syst. II, Express Briefs*, vol. 68, no. 4, pp. 1487–1491, Apr. 2021.
- [17] X. Cai, W. Xu, F. C. M. Lau, and L. Wang, “Joint carrier-code index modulation aided M -ary differential chaos shift keying system,” *IEEE Trans. Veh. Technol.*, vol. 69, no. 12, pp. 15 486–15 499, Dec. 2020.
- [18] X. Cai, W. Xu, L. Wang, and G. Kaddoum, “Joint energy and correlation detection assisted non-coherent OFDM-DCSK system for underwater acoustic communications,” *IEEE Trans. Commun.*, pp. 1–1, Apr. 2022.
- [19] Y. Tao, Y. Fang, H. Ma, S. Mumtaz, and M. Guizani, “Multi-carrier DCSK with hybrid index modulation: a new perspective on frequency-index-aided chaotic communication,” *IEEE Trans. Commun.*, pp. 1–1, Apr. 2022.
- [20] L. Wang, G. Cai, and G. Chen, “Design and performance analysis of a new multire solution M -ary differential chaos shift keying communication system,” *IEEE Trans. Wireless Commun.*, vol. 14, no. 9, pp. 5197–5208, Sept. 2015.
- [21] G. Cai, Y. Fang, and G. Han, “Design of an adaptive multire solution M -ary DCSK system,” *IEEE Commun. Letters*, vol. 21, no. 1, pp. 60–63, Jan. 2017.
- [22] P. Chen, L. Wang, and F. C. M. Lau, “One analog STBC-DCSK transmission scheme not requiring channel state information,” *IEEE Trans. Circuits Syst. I, Reg. Papers*, vol. 60, no. 4, pp. 1027–1037, Apr. 2013.
- [23] H. Ma, Y. Fang, Y. Tao, P. Chen, and Y. Li, “A novel differential chaos shift keying scheme with transmit diversity,” *IEEE Commun. Lett.*, pp. 1–1, Apr. 2022.

- [24] J. M. Williams, R. Khanna, J. P. Ruiz-Rosero, G. Pisharody, Y. Qian, C. R. Carlson, H. Liu, and G. Ramirez-Gonzalez, "Weaving the wireless web: toward a low-power, dense wireless sensor network for the industrial IoT," *IEEE Microw. Mag.*, vol. 18, no. 7, pp. 40–63, Dec. 2017.
- [25] J. A. Gutierrez, M. Naeve, E. Callaway, M. Bourgeois, V. Mitter, and B. Heile, "IEEE 802.15.4: a developing standard for low-power low-cost wireless personal area networks," *IEEE Network*, vol. 15, no. 5, pp. 12–19, Sept. 2001.
- [26] R. Zhang and C. K. Ho, "MIMO broadcasting for simultaneous wireless information and power transfer," *IEEE Trans. Wireless Commun.*, vol. 12, no. 5, pp. 1989–2001, May 2013.
- [27] V. Khodamoradi, A. Sali, O. Messadi, A. Khalili, and B. M. Ali, "Energy-efficient massive MIMO SWIPT-enabled systems," *IEEE Trans. Veh. Technol.*, pp. 1–1, 2022.
- [28] Y. Feng, M. Wen, F. Ji, and V. C. M. Leung, "Performance analysis for BDPSK modulated SWIPT cooperative systems with nonlinear energy harvesting model," *IEEE Access*, vol. 6, pp. 42 373–42 383, 2018.
- [29] S. K. Singh, K. Agrawal, K. Singh, A. Bansal, C.-P. Li, and Z. Ding, "On the performance of laser-powered UAV-assisted SWIPT enabled multiuser communication network with hybrid NOMA," *IEEE Trans. Commun.*, pp. 1–1, 2022.
- [30] G. Cai, Y. Fang, P. Chen, G. Han, G. Cai, and Y. Song, "Design of an MISO-SWIPT-aided code-index modulated multi-carrier M -DCSK system for e-health IoT," *IEEE J. Sel. Area. Comm.*, vol. 39, no. 2, pp. 311–324, Feb. 2021.
- [31] G. Kaddoum, H. Tran, L. Kong, and M. Atallah, "Design of simultaneous wireless information and power transfer scheme for short reference DCSK communication systems," *IEEE Trans. Commun.*, vol. 65, no. 1, pp. 431–443, Jan. 2017.
- [32] G. Cheng, W. Xu, C. Chen, and L. Wang, "SWIPT schemes for carrier index differential chaos shift keying modulation: a new look at the inactive carriers," *IEEE Trans. Veh. Technol.*, vol. 68, no. 3, pp. 2557–2570, Mar. 2019.
- [33] M. Qian, G. Cai, Y. Fang, and G. Han, "Design of link-selection strategies for buffer-aided DCSK-SWIPT relay system," *IEEE Trans. Commun.*, vol. 68, no. 10, pp. 6023–6038, Oct. 2020.
- [34] Z. Yang and Y. Zhang, "Optimal SWIPT in RIS-aided MIMO networks," *IEEE Access*, vol. 9, pp. 112 552–112 560, 2021.
- [35] S. Lin, F. Chen, M. Wen, Y. Feng, and M. Di Renzo, "Reconfigurable intelligent surface-aided quadrature reflection modulation for simultaneous passive beamforming and information transfer," *IEEE Trans. Wireless Commun.*, vol. 21, no. 3, pp. 1469–1481, Mar. 2022.
- [36] E. Basar, M. Di Renzo, J. De Rosny, M. Debbah, M. S. Alouini, and R. Zhang, "Wireless communications through reconfigurable intelligent surfaces," *IEEE Access*, vol. 7, pp. 116 753–116 773, 2019.
- [37] E. Basar, "Transmission through large intelligent surfaces: a new frontier in wireless communications," in *Proc. Eur. Conf. Netw. Commun. (EuCNC), Valencia, Spain*, Jun. 2019, pp. 112–117.
- [38] S. Lin, B. Zheng, G. C. Alexandropoulos, M. Wen, F. Chen, and S. sMumtaz, "Adaptive transmission for reconfigurable intelligent surface-assisted OFDM wireless communications," *IEEE J. Sel. Area. Comm.*, vol. 38, no. 11, pp. 2653–2665, Nov. 2020.
- [39] Q. Wu, S. Zhang, B. Zheng, C. You, and R. Zhang, "Intelligent reflecting surface-aided wireless communications: a tutorial," *IEEE Trans. Commun.*, vol. 69, no. 5, pp. 3313–3351, May. 2021.
- [40] Q. Li, M. Wen, S. Wang, G. C. Alexandropoulos, and Y.-C. Wu, "Space shift keying with reconfigurable intelligent surfaces: phase configuration designs and performance analysis," *IEEE Open J. Comm. Soc.*, vol. 2, pp. 322–333, Feb. 2021.
- [41] E. Boshkovska, D. W. K. Ng, N. Zlatanov, and R. Schober, "Practical non-linear energy harvesting model and resource allocation for SWIPT systems," *IEEE Commun. Lett.*, vol. 19, no. 12, pp. 2082–2085, Dec. 2015.
- [42] E. Boshkovska, D. W. K. Ng, N. Zlatanov, A. Koelpin, and R. Schober, "Robust resource allocation for MIMO wireless powered communication networks based on a non-linear EH model," *IEEE Trans. Commun.*, vol. 65, no. 5, pp. 1984–1999, May 2017.

- [43] S. Idrees, X. Zhou, S. Durrani, and D. Niyato, "Design of ambient backscatter training for wireless power transfer," *IEEE Trans. Wireless Commun.*, vol. 19, no. 10, pp. 6316–6330, Oct. 2020.
- [44] A. Kammoun, M. Kharouf, W. Hachem, and J. Najim, "A central limit theorem for the SINR at the LMMSE estimator output for large-dimensional signals," *IEEE Trans. Inf. Theory*, vol. 55, no. 11, pp. 5048–5063, Nov. 2009.
- [45] Y. Zhang, J. Zhang, M. D. Renzo, H. Xiao, and B. Ai, "Performance analysis of RIS-aided systems with practical phase shift and amplitude response," *IEEE Trans. Veh. Technol.*, vol. 70, no. 5, pp. 4501–4511, May 2021.
- [46] C. Bai, H. Ren, and G. Kolumbán, "Double-Sub-Stream M -ary differential chaos shift keying wireless communication system using chaotic shape-forming filter," *IEEE Trans. Circuits Syst. I, Reg. Papers*, vol. 67, no. 10, pp. 3574–3587, Oct. 2020.
- [47] R. Luo, H. Yang, C. Meng, and X. Zhang, "A novel SR-DCSK-based ambient backscatter communication system," *IEEE Trans. Circuits Syst. II*, vol. 69, no. 3, pp. 1707–1711, Mar. 2022.