



Integrating User and Item Reviews in Deep Cooperative Neural Networks for Movie Recommendation

Aristeidis Karras¹ and Christos Karras¹

Computer Engineering and Informatics Department,
University of Patras, 26504 Patras, Greece
{akarras, c.karras}@ceid.upatras.gr

Abstract. User evaluations include a significant quantity of information across online platforms. This information source has been neglected by the majority of existing recommendation systems, despite its potential to ease the sparsity issue and enhance the quality of suggestions. This work presents a deep model for concurrently learning item attributes and user behaviour from review text. Deep Cooperative Neural Networks (DeepCoNN) is the suggested model consisting of two parallel neural networks connected in their final layers. One of the networks focuses on learning user behaviour from reviews submitted by the user, while the other network learns item attributes from user reviews. On top, a shared layer is added to connect these two networks. Similar to factorization machine approaches, the shared layer allows latent factors acquired for people and things to interact with each other. On a number of datasets, DeepCoNN surpasses all baseline recommendation systems, according to experimental findings.

Keywords: User Reviews, Movie Rating Prediction, Mixed Deep Cooperative Neural Networks, Keras, LSTM, Recommendation Systems.

1 Introduction

The research on recommendation systems is extensive and, until recently, has usually centred on well-known matrix factorization methods, such as collaborative filtering (*CF*), which Netflix and Spotify have popularised. Collaborative filtering is superior than other approaches since it is computationally efficient and very simple to implement. Conversely, the disadvantages of collaborative filtering in real-world applications might provide insurmountable obstacles. To explain, *CF* has a "cold-start" issue since it relies on user ratings to create predictions. When consumers have little or no rating history compared to the total number of products to rate, this is known as data *sparsity*. It is difficult to effectively forecast ratings/recommendations with sparse user data, resulting in poor model performance and generalisation [2].

Recent strong empirical results in Deep Learning, particularly in natural language modelling using convolutional neural networks (*CNN*) and recurrent

neural networks (*RNN*) to capture complex feature interactions in textual data, have prompted recent recommendation systems (*RecSys*) research to leverage deep learning. CNN models [15] and RNNs [3], such as *Long Short-Term Memory* (LSTM) and *Gated Recurrent Units* (GRU), have shown the capacity to assist with the generalisation issue and enhance model accuracy in textual data sets.

2 Related Work

Our experiments focus on expanding the *DeepCoNN* model thus our primary reference will be the original *Joint Deep Modeling of Users and Items Using Reviews for Recommendation* paper [15]. While the authors do not provide an open-source code repository on-line, after reaching out to them via email they provided guidance on model replication and ideas for improvement. Additionally, we found a similar code base on-line that utilized video game review data [12]. Related papers we referenced for re-constructing *DeepCoNN* are *DeepFM* [7] which similar to our model, combines a form of matrix factorization to capture user/item interactions with a CNN architecture; *TransNets* [3], which extends *DeepCoNN* to examples where the users review is not available. For background on factorization machines we referenced *Factorization Machines* [13]. Similar works in the field of Machine Learning as in [10] highlight the significance of neural networks for pattern recognition while research as in [9] pave the wave for the integration of traditional MCMC methods with neural networks.

It should be noted that our original proposal was to replicate Google’s *Wide & Deep* model [4]. We spent a considerable amount of time going down this path, but ultimately came to the conclusion that we could not source similar high quality categorical data as per the original paper. Furthermore, we decided to switch to the *DeepConn* model due to it’s greater relevancy to our data set and given the success of the paper which was recently accepted into the 2017 ACM International Conference on Web Search and Data Mining (*WSDM*). Lastly, we found the paper to be more innovative and challenging.

3 Methodology

This section outlines the methodology used in the project including an overview of the problem formulation, an overview of our data set and preprocessing, and details of model architectures.

3.1 Problem Definition

In order to make better movie recommendations how can we more accurately predict a users rating for an unseen movie based on what the user has previously seen? Furthermore, can we improve generalization of our model when information on a users past movie ratings is limited by utilizing user review data?

These two questions are the bottom line of our problem. Prior to deep learning, standard approaches for recommendation systems (*RecSys*) used collaborative filtering which relies on decomposing users, items (i.e. movies), and ratings into latent feature matrices. The interaction between users and items is captured by matrix multiplication of the weight matrices of these latent features. One common CF method includes using the cosine similarity measure between all pairs of movies that users have rated:

Where, m_i and m_j refer to movie vectors of ratings of users who have rated both movies:

$$\cos(\theta) = \frac{\vec{m}_i \times \vec{m}_j}{\|\vec{m}_i\|_2 \times \|\vec{m}_j\|_2} \quad (1)$$

This yields a movie-to-movie similarity matrix of dimensions $M \times M$ with ones along the diagonal. Thus, the predicted rating for movie m_2 for $user_1$ would be calculated using similarity measures between (m_2, m_1) and (m_2, m_3) weighted by the respective ratings for m_1 and m_3 .

From the above formulation we can clearly see the major disadvantage of this approach: *sparsity*. When ratings are limited the movie-to-movie matrix is mainly zeros thus limiting predictive ability. Current research like *DeepCoNN* have attempted to improve accuracy of sparse data by using text data that users write after watching movies. This text data is used as input for training neural networks and offers additional insights versus only numerical ratings.

3.2 Data Overview and Preprocessing

The Amazon Instant Video Review 5-core data is a JSON file with nine values per entry of which we use the following four:

ReviewerID - *user ID*
Asin - *movie ID*
ReviewText - *review text*
Overall - *movie rating*

3.3 Grouping Users and Reviews

The DeepCoNN model formulation that we'll focus on in this research uses two jointly modeled neural networks. The first network Net_i uses all of the text reviews for a given user. The second network Net_p uses all of the text reviews for a particular item (movie). To replicate the paper, we group users with all their reviews and movies with their reviews into two dictionaries such that each key in the dictionary is a unique *reviewerID* (*Asin*) accompanied by a list of text reviews.

Table 1. Amazon Instant Video Dataset Overview

	# Reviews	# Users	# Movies	Training%	Test%
Data	37,000	5033	1685	90%	10%

3.4 Data Preprocessing

Using Keras built-in preprocessing API each review is tokenized into separate lower-cased words with all punctuation removed. Then we use our embedding mapper to transform all reviews into their GloVe vector representation. Given review lengths typically differ in the number of words per review, we pad or truncate reviews such that input matrices are of equal dimensionality. We then remove a set of users and their reviews from the data entirely (i.e. their reviews do not appear in the aggregation of any reviews) and set it aside as a hold-out testing set. Table 1 summarizes this.

Pre-trained Embeddings Word embeddings map words in our review text to n -dimensional numerical vectors. We decided to use Global Vectors for Word Representation (GloVe.6B) 50-dimensional and 100-dimensional pre-trained embeddings [11]. GloVe is a log-bilinear model with a weighted least-squares objective. Intuitively, the model observes that ratios of word-word co-occurrence probabilities have the potential for encoding some form of meaning. Thus GloVe embeddings help capturing text structure from our review data. The advantage of using pre-trained embeddings vs learning the embeddings from the data is that one can shorten model training times while potentially increasing the quality word-vector representations in the model. The disadvantage is that our text corpus may significantly differ from the corpus used to train GloVe.

3.5 Model Architectures

CNNs and RNNs are amongst the top performing techniques across a range of NLP tasks such as sentiment classification, question-answering, etc. Given their success for text-based modeling we focused on trying to improve the DeepCoNN-DP model using these models. In the subsections below we outline each type of model used on our experiments. Prior to that, we provide a detailed overview of the original *DeepCoNN* model presented in the paper.

The baseline architecture of *DeepCoNN* is depicted below and taken from the original research paper. As previously stated, *DeepCoNN* utilizes two parallel neural networks trained in tandem. One network learns latent factors representations for users from reviews and the other learns factors for movies.

Note that in the original paper the first layer of the network is a "lookup" layer that transforms review text into embeddings. As discussed above, we create embedding prior to feeding into the network thus we omit an explicit "lookup"

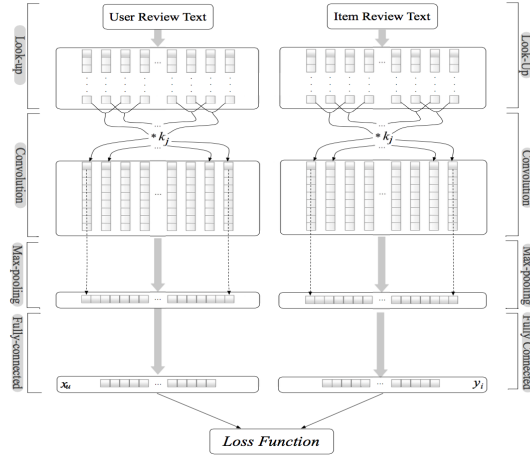


Fig. 1. DeepCoNN Architecture

layer. Since the embedding layer uses pre-trained embedding and this is non-trainable our method is similar. The table on the following page summarizes our baseline DeepCoNN-DP model.

Table 2. DeepCoNN Baseline Architecture

Baseline DeepCoNN-DP Model	
CNN Layer	1
<i>HiddenSize</i>	64
<i>Filters</i>	2
<i>KernelSize</i>	8
<i>Strides</i>	6
<i>Activation</i>	ReLU
Max Pooling	1
Flattened	1
Fully-Connected	1
<i>HiddenSize</i>	32

To train two networks simultaneously using a single loss function, the paper combines the outputs of both networks by concatenation. From here the interaction of user review features with movie review features is done via a *factorization machine* (FM) of which the details are not provided. However, the goal of the FM is to capture second-order interactions between users and movies. Importantly, a factorization machine allows one to capture second order interactions with fewer than N^2 weights by describing each of the interaction weights as the

dot product of two lower-dimensional vectors where each vector represents the i^{th} variable. The *DeepCoNN* loss function including FM:

$$\text{DeepCoNN-FM} = \hat{\beta}_0 + \sum_{i=1}^{|\hat{z}|} \hat{w}_i \hat{z}_i + \sum_{i=1}^{|\hat{z}|} \sum_{j=i+1}^{|\hat{z}|} \langle \hat{v}_i, \hat{v}_j \rangle \hat{z}_i \hat{z}_j$$

Where:

- $\hat{\beta}_0$ is the global bias
- \hat{w}_i models strength of i^{th} variable in \hat{z}
- $\langle \hat{v}_i, \hat{v}_j \rangle$ is the 2^{nd} order interaction

After contacting the authors, we were told that taking the dot product of the output from the fully connected layers of Net_u and Net_i should closely resemble the factorization machine approach and results focusing on first-order interactions. These results are further discussed in the conclusions and results section. The loss function for the dot product approach is defined as follows:

$$\text{DeepCoNN-DP} = \hat{\beta}_0 + \sum_{i=1}^{|\hat{z}|} \hat{w}_i \hat{z}_i + x_u^T x_i$$

Optimization in the paper is done via *RMSprop* which we replicated. However in further experiments we switched to *Adam* after finding it led to similar results. Hence we decided to use *Adam* in all experimental architectures to ensure consistency between models. *Adam* is an adaptive version of gradient descent that controls the step size with respect to the absolute value of the gradient. Lastly, note that the paper did not mention of the use of regularization.

Table 3. DeepCoNN Architecture Comparisons

	CNN LSTM GRU					
GloVe Embedding	50	100	50	100	50	100
Hidden Layer	1	1	1	1	1	1
<i>Units</i>	64	64	64	64	64	64
<i>Activation</i>	ReLU	Tanh	Tanh	Tanh	Tanh	Tanh
<i>Dropout %</i>	0.10	0.10	0.10	0.10	0.10	0.10
Dense Layer	1	1	1	1	1	1
<i>Units</i>	64	64	64	64	64	64
<i>Activation</i>	ReLU	ReLU	ReLU	ReLU	ReLU	ReLU
Optimizer	Adam	Adam	Adam	Adam	Adam	Adam

CNN Architecture CNNs are very popular within the image processing field and its applications. For text applications, similar to image processing, CNNs make use of temporal convolution operators known as filters. In practice, filters are applied at multiple resolutions and coupled with non-linear activation functions and pooling techniques such as max pooling. The convolution operation is a linear mapping over “n-gram vectors” which helps learn word representations. See Figure 2 for a depiction of the architecture used in the original paper.

In our initial model experiments we decided to innovate upon the *DeepCoNN* model by adding regularization via dropout, and expand the number of neurons in the hidden (CNN) and dense layers. Additionally, for consistency when experimenting between models we utilized *Adam* as our optimizer. Our implementation of this is detailed in Figures 3 and 4 above.

LSTM Architecture Long Short-Term Memory (LSTM) cells retain and control information flow outside the normal flow of a simply recurrent network (RNN) via the use of gated cells. Symbolically, information can be stored, written, or read from a cell, similar to how data is manipulated in a computer’s memory. LSTM cells “decide” what is stored, written, or read by opening and closing gates. In practice these actions are implemented with element-wise multiplication by sigmoids which range from zero to one. A graphical overview of an LSTM cell is depicted below in Figure 3 [5]. A summary of our implementation can be found in Figure 2 above.

Thus gates can block or pass on information based on its strength, which they control through their own sets of weights. LSTMs are well-known variants of traditional RNNs and were introduced by Hochreiter and Schmidhuber in 1997 [8]. Furthermore, they are popular with the natural language processing given their above abilities, in addition to, their ability to counteract the vanishing-gradient problem; and because standard stochastic gradient descent-based learning techniques can be used given their differentiability. The downside of LSTMs is the magnitude of parameterizations increases leading to longer training times, which we discuss in the results section. As discussed above, in all of our experiments we implemented regularization via recurrent dropout and/or regular dropout. We also expanded the number of hidden units and changed the optimizer.

GRU Architecture We also explored Gated Recurrent Units (GRU) which were introduced in 2014 by Cho et al. [6]. GRUs simplify the LSTM architecture by combining the forget and input gates into an update gate and merging the cell state with the hidden state. Thus GRU have fewer gates than LSTMs and eliminate the separate memory component. As you would expect, this leads to fewer parameterizations. Below is an overview of the mathematics of GRU gates [8]. A summary of our implementation can be found in Figure 4 above.

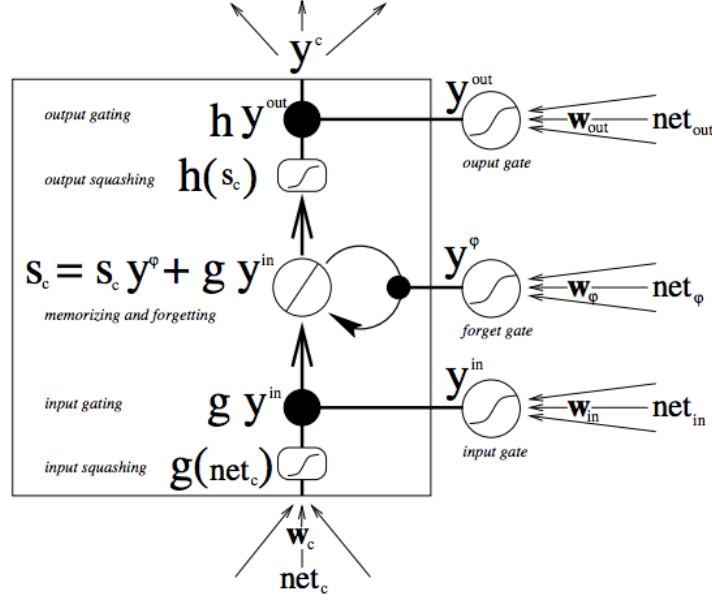


Fig. 2. LSTM Gated Cell

$$z = \sigma(x_t U^z + s_{t-1} W^z) \quad (2)$$

$$r = \sigma(x_t U^r + s_{t-1} W^r) \quad (3)$$

$$h = \tanh(x_t U^h + (s_{t-1} * r) W^h) \quad (4)$$

$$s_t = (1 - z) * h + z * s_{t-1} \quad (5)$$

$$\begin{aligned} \mathbf{s}_j &= R_{GRU}(\mathbf{s}_{j-1}, \mathbf{x}_j) = (\mathbf{1} - \mathbf{z}) \odot \mathbf{s}_{j-1} + \mathbf{z} \odot \mathbf{h} \\ \mathbf{z} &= \sigma(\mathbf{x}_j \mathbf{W}^{xz} + \mathbf{h}_{j-1} \mathbf{W}^{hz}) \\ \mathbf{r} &= \sigma(\mathbf{x}_j \mathbf{W}^{xr} + \mathbf{h}_{j-1} \mathbf{W}^{hr}) \\ \mathbf{h} &= \tanh(\mathbf{x}_j \mathbf{W}^{xh} + (\mathbf{h}_{j-1} \odot \mathbf{r}) \mathbf{W}^{hg}) \\ \mathbf{y}_j &= O_{LSTM}(\mathbf{s}_j) = \mathbf{s}_j \end{aligned} \quad (6)$$

$$\mathbf{s}_j \in \mathbb{R}^{d_h}, \mathbf{x}_i \in \mathbb{R}^{d_z}, \mathbf{z}, \mathbf{r}, \mathbf{h} \in \mathbb{R}^{d_h}, \mathbf{W}^x \in \mathbb{R}^{d_x \times d_h}, \mathbf{W}^h \in \mathbb{R}^{d_h \times d_h} \quad (7)$$

A single gate (r) controls access to the prior state \mathbf{s}_{j-1} and computes a suggested update \mathbf{h} . The updated state \mathbf{s}_j (which also acts as the output \mathbf{y}_j) is then calculated using an interpolation of the previous state \mathbf{s}_{j-1} and the proposal \mathbf{h} , with the proportions of the interpolation controlled by the gate \mathbf{z} .

3.6 Implementation Details

To implement the DeepCoNN-DP model we used *Python*. Modeling construction was done via *Keras* version 2.1.2 with a *TensorFlow* version 1.4.0 back end. Data preprocessing was done mainly via *pandas*, *numpy*, *Keras preprocessing API*, and *sklearn*. For training we used one Tesla K80 GPU on Google Cloud.

4 Experimental Results

Our preliminary work consisted of implementing DeepCoNN to model text review data for movie rating prediction. We then tried to innovate upon the DeepCoNN framework by experimenting with two new architectures in the *LSTM* DeepCoNN-DP model and *GRU* DeepCoNN-DP models as outlined above. Additionally, experimentation was done with the original CNN underlying architecture through regularization, hidden layer dimensionality, optimizers, and GloVe word embeddings. Below we present and summarize those results.

We used our recreation of DeepCoNN-DP as the baseline model when comparing experiments. Mean squared error (MSE) was used when comparing models. Table 1 shows our training/testing split as part of the data preprocessing step.

$$\text{MSE} = \frac{1}{N} \sum_{n=1}^N (r_n - \hat{r}_n)^2$$

In the original paper [15] the Amazon Music Instant Review data set was used. We have included a table in Figure 6 showing the original results of the authors from that experiment for convenience. Note that they achieved an MSE of 1.253 on the Amazon Music data set for the *DeepCoNN-DP* model and a MSE of 1.233 on the *DeepCoNN-FM* model.

Table 4. Comparing model versions that have been suggested. The finest outcomes are highlighted in bold.

Model	Yelp	Amazon Music Instruments	Beer
DeepCoNN-User	1.5771	1.3734	0.2921
DeepCoNN-Item	1.5782	1.3727	0.2964
DeepCoNN-TFIDF	1.7134	1.4692	0.5891
DeepCoNN-Random	1.7991	1.5171	0.6277
DeepCoNN-DP	1.4911	1.2534	0.2781
DeepCoNN	1.4411	1.2334	0.2732

From our experiments using the Amazon Movie Review data set we found that many experiments improved on these scores significantly. Our results from all architectures use the dot product (DeepCoNN-DP) to capture user/movie

interactions instead of the paper’s final model of (DeepCoNN-FM). After contacting the authors of the paper they recommended to use the dot product to capture interactions since the factorization machine method omitted specifications in the paper. Moreover despite considerable efforts, we were not able to incorporate a factorization machine methodology from scratch.

Table 5. Results - 50d GloVe Model Comparisons

	Embedding	Training Time	MSE Loss
DC-DP	50d	0 hr 12 min 53 s	1.4851
GRU	50d	1 hr 33 min 27 s	1.0787
LSTM	50d	1 hr 54 min 30 s	1.5392

Table 6. Results - 100d GloVe Model Comparisons

	Embedding	Training Time	MSE Loss
DC-DP	100d	0 hr 17 min 45 s	0.8549
GRU	100d	1 hr 49 min 52 s	1.1249
LSTM	100d	2 hr 3 min 46 s	1.3328

Table 7. Results - 50d GloVe Model With Dropout Comparisons

	Embedding	Training Time	MSE Loss
DC-DP	50d	0 hr 12 min 1 s	1.1379
GRU	50d	1 hr 28 min 49 s	1.2174
LSTM	50d	2 hr 4 min 7 s	1.1107

Table 8. Results - 100d GloVe Model With Dropout Comparisons

	Embedding	Training Time	MSE Loss
DC-DP	100d	0 hr 19 min 12 s	1.1216
GRU	100d	1 hr 43 min 7 s	1.8291
LSTM	100d	2 hr 0 min 20 s	1.4741

Architecture Experiments Our first innovation beyond the described DeepCoNN model involved testing two new network architectures: an LSTM network and a GRU network.

Between the three networks there was no clear winner. In the case of low dimensional embeddings the GRU performed better than either of the other networks, but failed to improve when we increased embedding dimensionality. After adding regularization, specifically by adding a dropout layer to combat overfitting we found that the LSTM performed best. At a high embedding dimensionality, the DC-DP network achieved the best overall MSE; 0.8549. Then after adding regularization we found that the DC-DP model was the best performer, but with a worse MSE than without regularization.

The downside of the RNN architectures, particularly the LSTM, was that training times were significantly slower than the baseline DeepCoNN-DP using a CNN architecture. In table 5 we can see that training the LSTM took **22% longer** than training the GRU and almost **ten** times longer than DC-DP using one Tesla K80 GPU. The CNN was continually almost an order of magnitude faster to train than the recurrent networks. Thus significant compute resources and time must be allocated to train these RNN networks relative to the CNN baseline. Consequently, this may limit their real-world application for companies with prohibitive resource or latency constraints.

Lastly, we performed naive experimentation with different hyperparameters such as optimizer learning rates and dropout %, but found that tuning only led to marginal differences and a more robust hyperparameter search was needed if given more time. In order to keep the effect of CNN vs GRU vs LSTM directly comparable, we held our regularization and optimization hyperparameters constant.

Embedding Experiments As discussed above using GloVe embeddings has several advantages and disadvantages, however we felt the advantages were greater. Intuitively, using pre-trained embeddings could help with the cold start problem that occurs in textual models when initially trying to learn a vocabulary from a new corpus. After implementing our new architectures we further innovated by testing the performance of different GloVe embeddings, namely 50d vs 100d. GloVe 100d increases the token size from roughly 400,000 unique tokens to roughly 1.5 million tokens. While increasing the vocabulary may help the model capture word representations from previously unknown words, the risk was that this was diminutive if the movie review corpus differs significantly from the movie review text corpus. Results show that the increased token size led to improved performance as noted most clearly in Table 6. Specifically, in the CNN DeepCoNN-DP we achieved our overall lowest MSE, 0.8549.

Regularization We experimented with dropout regularization in all architectures. While the original paper did not use regularization in the baseline CNN architecture, LSTMs/GRUs have a tendency to easily over-fit and regularization is typically prudent. Below we show loss curves for all of our architectures using the 100d GloVe embeddings. For the LSTM and GRU architectures we used a recurrent dropout (removing layers) and standard dropout of masking

the activation of some nodes. From the graphs we can see that even with regularization both the LSTM network and GRU network begin to over-fit half way through training. From our experiments we found that modest regularization helped smooth the loss curve and decrease over-fitting. For the CNN architecture, we found over-fitting to be less apparent which may be why the authors in the original paper omitted specifics on regularization. Regularization is summarized in table 9.

Table 9. Validation Loss Using 100 Dimensional Embeddings and No Regularization. Orange - GRU, Pink - LSTM, Blue - CNN

Method	Validation Loss
CNN 100	1.5669
CNN Dropout 100	1.4244
CNN Dropout	1.4842
CNN	1.6568
GRU 100	1.7683
GRU Dropout 100	1.5742
GRU Dropout	1.5836
GRU	1.7747
LSTM 100	1.6888
LSTM Dropout 100	1.7438
LSTM Dropout	1.6724
LSTM	1.5421

5 Discussion

Many of our experimental results were unexpected and deserve further analysis. Our results for the convolutional model were initially very promising, so why, at a high dimensionality did our attempt to regularize the network fail, when it succeeded at a low dimensionality? While one might assume that dropout would be ineffective at improving convolutional networks because of how few parameters there are, Srivastava and Hinton have found this to be false [14]. Similarly, in a 50 dimensional embedding we were able to improve our convolutional model accuracy through regularization. We believe that by trying to maintain comparability across our models our dropout hyperparameter was not optimized for all cases and caused a decrease in generalization. We attribute the poor performance of our 100 dimensional regularization in general to the same problem. It would be interesting to attempt to optimize the dropout hyperparameter across all three models independently, to find the best performer. Our goal, however, was to do a direct comparison across CNN, GRU, and LSTM models.

Equally counterintuitive was finding that increasing the dimensionality of our embedding decreased the GRU model’s accuracy. One possible explanation for

the GRU’s decreased performance is overfitting in the embeddings. It has been demonstrated empirically that low-dimensional word embeddings are sometimes, though infrequently, superior to their high dimensional counterparts [1]. We expect that in our case the increased embedding dimensionality did not improve the model accuracy because of the difference in training corpora. One possible piece of future research is to train a full embedding on the vocabulary, rather than start from a pretrained one.

6 Conclusion

The *DeepCoNN* model represents a step forward in recommendation systems and the typical collaborative and content-based filtering systems that are traditionally used in recommendation systems. This was confirmed by the results contained in this research on predicting movie rankings. Our research indicates that the *DeepCoNN* model can be significantly improved by utilizing different word embedding structures and regularization via dropout. Moreover, our research shows that incremental improvement to prediction accuracy is available by implementing the *DeepCoNN* model with different architectures, namely the LSTM and GRU architectures described above. The tradeoff with LSTM and GRU architectures is that they are significantly more complex and also more time consuming to train. Practitioners may well continue to focus on collaborative filtering and the standard *DeepCoNN* model for these reasons, however with improved compute power the LSTM and GRU architectures would certainly overcome the training time disadvantage.

We conclude that the *DeepCoNN* model shows superior performance over standard collaborative filtering techniques. Our research into other architectures and regularization methods confirm that further improvements to *DeepCoNN* are available and further research into this model is certainly warranted.

References

1. Arora, S., Li, Y., Liang, Y., Ma, T., Risteski, A.: A latent variable model approach to pmi-based word embeddings. arXiv preprint arXiv:1502.03520 (2015)
2. Balakrishnan, A., Dixit, K.: Deepplaylist: using recurrent neural networks to predict song similarity. Stanford University pp. 1–7 (2014)
3. Catherine, R., Cohen, W.: Transnets: Learning to transform for recommendation. In: Proceedings of the eleventh ACM conference on recommender systems. pp. 288–296 (2017)
4. Cheng, H.T., Koc, L., Harmsen, J., Shaked, T., Chandra, T., Aradhye, H., Anderson, G., Corrado, G., Chai, W., Ispir, M., et al.: Wide & deep learning for recommender systems. In: Proceedings of the 1st workshop on deep learning for recommender systems. pp. 7–10 (2016)
5. Cho, K., Van Merriënboer, B., Gulcehre, C., Bahdanau, D., Bougares, F., Schwenk, H., Bengio, Y.: Learning phrase representations using rnn encoder-decoder for statistical machine translation. arXiv preprint arXiv:1406.1078 (2014)

6. Goldberg, Y.: A primer on neural network models for natural language processing. *Journal of Artificial Intelligence Research* **57**, 345–420 (2016)
7. Guo, H., Tang, R., Ye, Y., Li, Z., He, X.: Deepfm: a factorization-machine based neural network for ctr prediction. *arXiv preprint arXiv:1703.04247* (2017)
8. Hochreiter, S., Schmidhuber, J.: Long short-term memory. *Neural computation* **9**(8), 1735–1780 (1997)
9. Karras, C., Karras, A.: Dbsop: An efficient heuristic for speedy mcmc sampling on polytopes. *arXiv preprint arXiv:2203.10916* (2022)
10. Karras, C., Karras, A., Sioutas, S.: Pattern recognition and event detection on iot data-streams. *arXiv preprint arXiv:2203.01114* (2022)
11. Ko, Y.J., Maystre, L., Grossglauser, M.: Collaborative recurrent neural networks for dynamic recommender systems. In: *Asian Conference on Machine Learning*. pp. 366–381. PMLR (2016)
12. McAuley, J., Targett, C., Shi, Q., Van Den Hengel, A.: Image-based recommendations on styles and substitutes. In: *Proceedings of the 38th international ACM SIGIR conference on research and development in information retrieval*. pp. 43–52 (2015)
13. Rendle, S.: Factorization machines. In: *2010 IEEE International conference on data mining*. pp. 995–1000. IEEE (2010)
14. Srivastava, N., Hinton, G., Krizhevsky, A., Sutskever, I., Salakhutdinov, R.: Dropout: a simple way to prevent neural networks from overfitting. *The journal of machine learning research* **15**(1), 1929–1958 (2014)
15. Zheng, L., Noroozi, V., Yu, P.S.: Joint deep modeling of users and items using reviews for recommendation. In: *Proceedings of the tenth ACM international conference on web search and data mining*. pp. 425–434 (2017)