







Probabilistic Program Verification via Inductive Synthesis of Inductive Invariants

Kevin Batz^{1(✉)} , Mingshuai Chen^{1(✉)} , Sebastian Junges^{2(✉)} ,
Benjamin Lucien Kaminski^{3(✉)} , Joost-Pieter Katoen^{1(✉)} , and
Christoph Matheja^{4(✉)} 

¹ RWTH Aachen University, Aachen, Germany

{kevin.batz, chenms, katoen}@cs.rwth-aachen.de

² Radboud University, Nijmegen, the Netherlands

sebastian.junges@ru.nl

³ Saarland University, Saarland Informatics Campus, Germany and
University College London, London, United Kingdom

kaminski@cs.uni-saarland.de

⁴ Technical University of Denmark

chmat@dtu.dk

Abstract. A desired property of randomized systems, represented by probabilistic programs, is that the probability to reach some error state is sufficiently small; verification of such properties is often addressed by probabilistic model checking. We contribute an *inductive synthesis* approach for proving *quantitative reachability properties* by finding *inductive invariants* on *source-code level*. Our prototype implementation of various flavors of this approach shows promise: it finds inductive invariants for (in)finite-state programs, while beating state-of-the-art model checkers on some benchmarks and often outperforming monolithic alternatives.

1 Introduction

Reasoning about reachability probabilities is a foundational task in the analysis of probabilistic systems, with various model checking and verification problems being ultimately solved by bounding reachability probabilities (cf. [6, 42]). Randomized systems are (possibly infinite-state) *Markov chains*, which are typically described as *probabilistic programs*. Probabilistic model checkers such as Modest [33], Prism [41], or Storm [24] feature a variety of methods to answer quantitative reachability questions (mostly on finite-state models), yet the state-space explosion problem remains a challenge. We contribute a novel method for proving *quantitative reachability properties* of probabilistic programs which finds *inductive invariants* on *source code level* by *inductive synthesis*. We discuss these ingredients below, present our approach with a running example in Section 2, and defer a more detailed discussion of related work to Section 8.

1) *Quantitative Reachability Properties.* We aim to verify properties such as *is the probability to reach an error at most 1 percent?* More generally, our technique

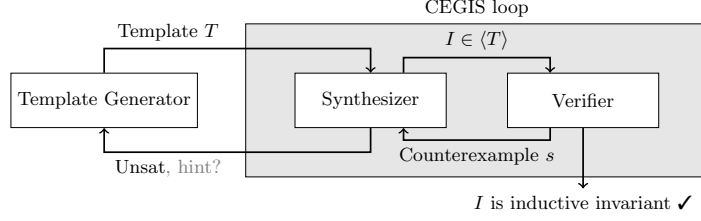


Fig. 1: Schematic approach to solving inductive invariant synthesis.

proves or refutes upper bounds on the probability (or expected reward) of a probabilistic program terminating in designated target states; see Section 2.1.

2) *Inductive Invariants.* An inductive invariant is a *certificate* that witnesses a certain quantitative reachability property. Quantitative (and qualitative) reachability can be captured as a least fixed point (cf. [46,42,6]) of the system’s one-step transition function. This characterization makes it natural to search for a prefixed point – the inductive invariant – of that function, which bounds its least fixed point. Our invariants assign every state a quantity. If the initial state is assigned a quantity below the desired threshold, then the invariant certifies that the property in question holds. We detail quantitative inductive invariants in Section 2.2.

3) *Source-Code Level.* We consider probabilistic programs over (potentially unbounded) integer variables that conceptually extend while-programs with coin flips, see e.g. Figure 2.⁵ We address the state-space explosion problem by exploiting the program structure: We never construct a Markov chain but find *symbolic* inductive invariants (mapping from program states to nonnegative reals) on the *source-code* level. We particularly study finding inductive invariants that are piecewise linear, as they can often be synthesized efficiently.

4) *Inductive Synthesis.* Our approach to finding invariants – sketched in Figure 1 – is inspired by *inductive synthesis* [4]: The inner loop (shaded box) is provided with a *template* T which may generate an infinite set $\langle T \rangle$ of instances. We then synthesize a template instance I that is indeed an inductive invariant certifying the quantitative reachability problem at hand, or determine that no such instance exists. We search for such instances in a *counterexample-guided inductive synthesis* (CEGIS) loop: The synthesizer constructs a candidate. (A tailored variant of) an off-the-shelf verifier decides either (i) the candidate is a suitable inductive invariant, or (ii) reports a counterexample state s back to the synthesizer. Upon termination, the inner loop has either found an inductive invariant or the solver reports that the template does not admit an inductive invariant. On finite-state programs, termination is guaranteed. As selecting the right template is hard, we investigate heuristics that automatically refine the template in an outer loop.

Applicability and Limitations. We consider programs with possibly unbounded non-negative integer variables and arbitrary affine expressions in quantitative

⁵ Prism programs can be interpreted as an implicit `while(not error-state) {...}` program – see [37] for an explicit translation.

```

1:   $fail := 0; sent := 0;$ 
2:  while ( $sent < 8\,000\,000 \wedge fail < 10$ ) {
3:       $\{ fail := 0; sent := sent + 1 \} [0.999] \{ fail := fail + 1 \} \}$ 

```

Fig. 2: Model for the bounded retransmission protocol (BRP).

specifications. Programs with many variables remain a challenge and, for some programs, no piecewise linear invariants exist. However, as we show in our experiments, we often only need a small number of loop iterations (and thereby counterexamples) – compared to the number of states – to find an invariant.

Contributions. We contribute a novel *inductive synthesis* approach for proving *quantitative reachability properties* by finding *inductive invariants* on *source-code level*. Our approach is sound for arbitrary probabilistic programs, and complete for finite-state systems. We implemented various flavors of this framework. The results are promising: the CEGIS loop is sufficiently fast to support large templates, often outperforms a monolithic alternative, and finds inductive invariants for various programs, including some that describe infinite-state systems.

2 Overview

We illustrate our approach using the bounded retransmission protocol (BRP) – a standard probabilistic model checking benchmark [34,23] – modeled by the probabilistic program in Figure 2. The model attempts to transmit 8 million packets over a lossy channel, where each packet is lost with probability 0.1%; if a packet is lost, we retry sending it; if any packet is lost in 10 consecutive sending attempts ($fail = 10$), the *entire* transmission fails; if all packets have been transmitted successfully ($sent = 8\,000\,000$), the transmission succeeds.

2.1 Reachability Probabilities and Loops

We aim to reason about the transmission-failure probability of BRP, i.e. the probability that the loop terminates in a target state t with $t(fail)=10$ when started in initial program state s_0 with $s_0(fail) = s_0(sent) = 0$. One approach to determine this probability is to (i) construct an explicit-state Markov chain (MC) per Figure 2, (ii) derive its Bellmann operator Φ [46], (iii) compute its least fixed point $\text{lfp } \Phi$ (a vector containing for *each* state the probability to reach t), e.g. using value iteration (cf. [6, Theorem 10.15]), and finally (iv) evaluate $\text{lfp } \Phi$ at s_0 .

The explicit-state MC of BRP has ca. 80 million states. We avoid building such large state spaces by computing a symbolic representation of Φ from the program. More formally, let S be the set of all states, **loop** the entire loop (ll. 2-3 in Figure 2), **body** the **loop**’s body (l. 3), and $\llbracket \text{body} \rrbracket(s)(s')$ the probability of reaching state s' after executing **body** once on state s . Then the least fixed point

of the `loop`'s Bellmann operator $\Phi: (S \rightarrow \mathbb{R}_{\geq 0}^\infty) \rightarrow (S \rightarrow \mathbb{R}_{\geq 0}^\infty)$, defined by

$$\Phi(I) = \lambda s. \begin{cases} 1, & \text{if } s(\text{fail}) = 10, \\ \sum_{s' \in S} \llbracket \text{body} \rrbracket(s)(s') \cdot I(s'), & \text{if } s(\text{sent}) < 8\,000\,000 \\ & \text{and } s(\text{fail}) < 10, \\ 0, & \text{otherwise,} \end{cases}$$

captures the transmission-failure probability for the *entire* execution of `loop` and for *any* initial state, that is, $(\text{lfp } \Phi)(s)$ is the probability of terminating in a target state when executing `loop` on s (even if `loop` would not terminate almost-surely). Intuitively, $\Phi(I)(s)$ maps to 1 if `loop` has terminated meeting the target condition (transmission failure); and to 0 if `loop` has terminated otherwise (transmission success). If `loop` is still running (i.e. it has neither failed nor succeeded yet), then $\Phi(I)(s)$ maps to the expected value of I after executing `body` on state s .

2.2 Quantitative Inductive Invariants

Reachability probabilities are generally not computable for infinite-state probabilistic programs [39] and even for finite-state programs; the state-space explosion may prevent us from computing reachability probabilities exactly. However, it often suffices to know that the reachability probability is bounded from above by some threshold λ . For BRP, we hence aim to prove that $(\text{lfp } \Phi)(s_0) \leq \lambda$.

We attack the above task by means of (*quantitative*) *inductive invariants*: a candidate for an inductive invariant is a mapping $I: S \rightarrow \mathbb{R}_{\geq 0}^\infty$ that one can plug into Φ ; in our running example, I will map every state to a probability.

Intuitively, such a candidate I is indeed *inductive* if the following holds: when assuming that $I(s)$ is (an over-approximation of) the probability to reach a target state upon termination of `loop` on s , then the probability to reach a target state after performing one more guarded loop iteration, i.e. executing `if (sent < ...) { body; loop }` on s , must be *at most* $I(s)$.

Formally, I is an inductive invariant (i.e. a prefixed point of Φ)⁶ if

$$\forall s: \quad \Phi(I)(s) \leq I(s) \quad \text{which implies} \quad \forall s: \quad (\text{lfp } \Phi)(s) \leq I(s)$$

by Park induction [45]. Hence, $I(s)$ bounds for each initial state s the exact reachability probability from above. If we are able to choose an inductive I that is below λ for the initial state s_0 with $\text{fail} = \text{sent} = 0$, i.e. $I(s_0) \leq \lambda$, then we have indeed proven the upper bound λ on the transmission-failure probability of our BRP model. In a nutshell, our goal can be phrased as follows:

Goal: Find an inductive invariant I , i.e. an I with $\Phi(I) \leq I$, s.t. $I(s_0) \leq \lambda$.

⁶ For an exposition of why it makes sense to speak of *invariants* even in a quantitative setting, [38, Section 5.1] relates quantitative invariants to invariants in Hoare logic.

2.3 Our CEGIS Framework for Synthesizing Inductive Invariants

While *finding* a safe inductive invariant I is challenging, *checking* whether a given candidate I is indeed inductive is easier: it is decidable for certain infinite-state programs (cf. [10, Section 7.2]), it may not require an explicit exploration of the whole state space, and it can be done efficiently for piecewise linear expressions and finite-state models. Hence, techniques that generate decent candidate expressions fast and then check their inductiveness can enable the automatic verification of probabilistic programs with gigantic or infinite state spaces.

In this paper, we develop the CEGIS framework depicted in Figure 1 for incrementally synthesizing inductive invariants. In a nutshell, a template generator will generate parametrized templates for inductive invariants. The inner loop (shaded box in Figure 1) then tries to solve for appropriate template-parameter instantiations. If it succeeds, an inductive invariant has been synthesized. Otherwise, the template provably cannot be instantiated into an inductive invariant. The inner loop then reports that back to the template generator (possibly with some hint on why it failed, see Section 6) and asks for a refined template.

For our running example, we start with the template

$$T = [fail < 10 \wedge sent < 8000000] \cdot (\alpha \cdot sent + \beta \cdot fail + \gamma) + [fail = 10], \quad (1)$$

where we use *Iverson brackets* for indicators, i.e. $[\varphi](s) = 1$ if $s \models \varphi$ and 0 otherwise. T contains two kinds of variables: integer program variables $fail, sent$ and real-valued parameters α, β, γ . While the template itself is nonlinear, substituting α, β, γ with concrete values yields piecewise linear candidate invariants I . We ensure that those I are always piecewise linear to make the repeated inductivity checks (i.e. $\Phi(I) \stackrel{?}{\leq} I$) efficiently. We construct only so-called *natural* T with Φ in mind, e.g. we want to construct only I such that $I(s) = 1$ when $s(fail) = 10$.

Our inner CEGIS loop checks whether there exists an assignment from these template variables to concrete values such that the resulting piecewise linear expression is an inductive invariant. Concretely, we try to determine whether there exist values for α, β, γ such that $T(\alpha, \beta, \gamma)$ is inductive. For that, we first guess values for α, β, γ , say all 0's, and ask a verifier whether the instantiated template $I = T(0, 0, 0)$ is indeed inductive; notice that I is now piecewise linear. In our example, the verifier determines that I is *not* inductive: a counterexample is $s(fail) = 9, s(sent) = 7999999$. Intuitively, the probability to reach the target after one more loop iteration exceeds the value in I for this state, that is, $\Phi(I)(s) = 0.001 > 0 = I(s)$. From this counterexample, our synthesizer learns

$$\Phi(T)(s) = 0.001 \stackrel{!}{\leq} \alpha \cdot 7999999 + \beta \cdot 9 + \gamma = T(s) .$$

Observe that this learned lemma is linear in α, β, γ . The synthesizer will now keep “guessing” assignments to the parameters which are consistent with the learned lemmas until either no such parameter assignment exists anymore, or until it produces an *inductive* invariant $I = T(\dots)$. In our running example, assuming $\lambda = 0.9$, after 6 lemmas, our synthesizer finds the inductive invariant I

$$[fail < 10 \wedge sent < 8 \cdot 10^6] \cdot \left(-\frac{9}{8 \cdot 10^7} \cdot sent + \frac{79 \cdot 991}{72 \cdot 10^7} \cdot fail + \frac{9}{10}\right) + [fail = 10] \quad (2)$$

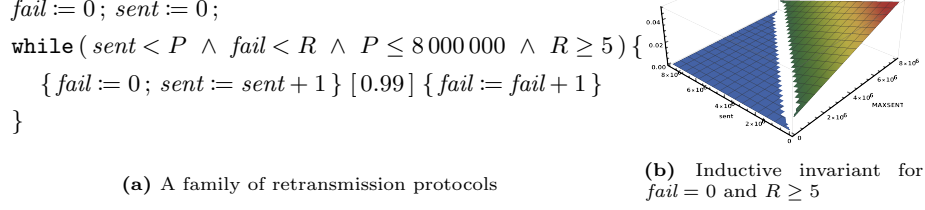


Fig. 3: A bounded retransmission protocol family and piece of a matching invariant.

where indeed $I(s_0) \leq \lambda$ holds. For a tighter threshold λ , such simple templates do not suffice. For example, it is impossible to instantiate this template to an inductive invariant for $\lambda = 0.8$, even though 0.8 is an upper bound on the actual reachability probability. We therefore support more general templates of the form

$$T = \sum_i [B_i] \cdot (\alpha_i \cdot \text{sent} + \beta_i \cdot \text{fail} + \gamma_i) + [\text{fail} = 10],$$

where the B_i are (restricted) predicates over program and template variables which partition the state space. In particular, we allow for a template such as

$$T = [\text{fail} < 10 \wedge \text{sent} < \delta] \cdot (\alpha_1 \cdot \text{sent} + \beta_1 \cdot \text{fail} + \gamma_1) + [\text{fail} < 10 \wedge \text{sent} \geq \delta] \cdot (\alpha_2 \cdot \text{sent} + \beta_2 \cdot \text{fail} + \gamma_2) + [\text{fail} = 10] \quad (3)$$

However, such templates are challenging for the CEGIS loop. Thus, we additionally consider templates where the B_i 's range only over program variables, e.g.,

$$[\text{fail} < 10 \wedge \text{sent} < 4\,000\,000] \cdot (\dots) + [\text{fail} < 10 \wedge \text{sent} \geq 4\,000\,000] \cdot (\dots) + \dots$$

Our partition refinement algorithms automatically produce these templates, without the need for user interaction.

Finally, we highlight that we may use our approach for more general questions. For BRP, suppose we want to verify an upper bound $\lambda = 0.05$ on the probability of failing to transmit *all* packages for an *infinite set of models* (also called a *family*) with varying upper bounds on packets $1 \leq P \leq 8\,000\,000$ and retransmissions $R \geq 5$. This infinite set of models is described by the loop shown in Figure 3a. Our approach fully automatically synthesizes the following inductive invariant I :

$$\begin{aligned}
& \left[\text{fail} < R \wedge \text{sent} < P \wedge P < 8\,000\,000 \wedge R \geq 5 \right. \\
& \quad \left. \wedge R > 1 + \text{fail} \wedge \frac{13067990199}{5280132671650} \cdot \text{fail} \leq \frac{5278689867}{211205306866000} \right] \cdot \left(\begin{aligned} & \frac{-19}{3820000040} \cdot \text{sent} \\ & + \frac{19}{3820000040} \cdot P \\ & + \frac{19500001}{1910000020} \end{aligned} \right) \\
& + \dots \text{ (7 additional summands omitted) }
\end{aligned}$$

The first summand of I is plotted in Figure 3b. Since I overapproximates the probability of failing to transmit all packages for every state, I may be used to infer additional information about the reachability probabilities.

3 Formal Problem Statement

Before we state the precise invariant synthesis problem that we aim to solve, we summarize the essential concepts underlying our formalization.

Probabilistic Loops. We consider *single probabilistic loops* $\mathbf{while}(\varphi)\{C\}$ whose *loop guard* φ and (loop-free) *body* C adhere to the grammar

$$\begin{aligned} C &\longrightarrow \mathbf{skip} \mid x := e \mid C; C \mid \{C\}[p]\{C\} \mid \mathbf{if}(\varphi)\{C\}\mathbf{else}\{C\} \\ \varphi &\longrightarrow e < e \mid \neg\varphi \mid \varphi \wedge \varphi \qquad e \longrightarrow z \mid x \mid z \cdot e \mid e + e \mid e - e, \end{aligned}$$

where $z \in \mathbb{N}$ is a constant and x is from an arbitrary *finite* set \mathbf{Vars} of \mathbb{N} -valued program variables; hence program states in $S = \{s \mid s: \mathbf{Vars} \rightarrow \mathbb{N}\}$ map variables to natural numbers.⁷ All statements are standard (cf. [42]). $\{C_1\}[p]\{C_2\}$ is a probabilistic choice which executes C_1 with probability $p \in [0, 1] \cap \mathbb{Q}$ and C_2 with probability $1 - p$. Figure 2 (ll. 2–3) is an example of a probabilistic loop.

Expectations. In Section 2, we considered whether final states meet some target condition by assigning 0 or 1 to each final state. The assignment can be generalized to more general rewards, i.e. quantities in $\mathbb{R}_{\geq 0}^\infty$. We call such assignments *f expectations* [42] (think: random variable) and collect them in the set \mathbb{E} , i.e.

$$\mathbb{E} = \{f \mid f: S \rightarrow \mathbb{R}_{\geq 0}^\infty\}, \quad \text{where} \quad f \preceq g \quad \text{iff} \quad \forall s \in S: f(s) \leq g(s).$$

\preceq is a partial order on \mathbb{E} – necessary to sensibly speak about least fixed points.

Characteristic Functions. The expected behavior of a probabilistic loop for an expectation f is captured by an expectation transformer (namely the $\Phi: \mathbb{E} \rightarrow \mathbb{E}$ of Section 2), called the loop’s *characteristic function*. To focus on invariant synthesis, we abstract from the details⁸ of constructing characteristic functions from probabilistic loops; our framework only requires the following key property:

Proposition 1 (Characteristic Functions). *For every loop $\mathbf{while}(\varphi)\{C\}$ and expectation f , there exists a monotone function $\Phi_f: \mathbb{E} \rightarrow \mathbb{E}$ such that*

$$\Phi_f(I)(s) = \begin{cases} f(s), & \text{if } s \not\models \varphi, \\ \text{“expected value of } I \text{ after executing } C \text{ once on } s\text{”,} & \text{if } s \models \varphi, \end{cases}$$

and the least fixed point of Φ_f , denoted $\mathbf{lfp} \Phi_f$, satisfies

$$(\mathbf{lfp} \Phi_f)(s) = \text{“expected value of } f \text{ after executing } \mathbf{while}(\varphi)\{C\} \text{ on } s\text{”}.$$

⁷ Considering only unsigned integers does not decrease expressive power but simplifies the technical presentation (cf. [12, Section 11.2] for a detailed discussion). We statically ensure that we never assign negative values (via $e_1 - e_2$) to variables.

⁸ We can (and our tool does) derive a symbolic representation of a loop’s characteristic function from the program structure using a weakest-precondition-style calculus (cf. [42]); see Appendix B for details. If f maps only to 0 or 1, Φ_f corresponds to the least fixed point characterization of reachability probabilities [6, Theorem 10.15].

Example 1. In our running example from Section 2.1, we chose as f the Iverson bracket $[fail = 10]$, which evaluates to 1 in every state s where $fail = 10$ and to 0 otherwise. The characteristic function $\Phi_f(I)$ of the loop in Figure 2 is $[\neg\varphi] \cdot [fail=10] + [\varphi] \cdot (0.999 \cdot I[sent/sent+1][fail/0] + 0.001 \cdot I[fail/fail+1])$, where $\varphi = sent < 8\,000\,000 \wedge fail < 10$ is the loop guard and $I[x/e]$ denotes the (syntactic) substitution of variable x by expression e in expectation I – the latter is used to model the effect of assignments as in standard Hoare logic. \triangleleft

Inductive Invariants. For a probabilistic loop $\text{while}(\varphi)\{C\}$, and *pre-* and *post*expectations $g, f \in \mathbb{E}$, we aim to verify $\text{lfp } \Phi_f \preceq g$. Intuitively, f assigns a quantity to all *target* states reached upon termination. g assigns to all *initial* states a desired bound on the expected value of f after termination of the loop. By choosing $g(s) = \infty$ for certain s , we can make s so-to-speak “irrelevant”. An $I \in \mathbb{E}$ is an *inductive invariant* proving $\text{lfp } \Phi_f \preceq g$ if and only if $\Phi_f(I) \preceq I$ and $I \preceq g$. Continuing our running example, Equation (2) on p. 5 shows an inductive invariant proving that the reachability probability is below $g = 0.9$.

Our framework employs syntactic fragments of expectations on which the check $\Phi_f(I) \preceq I$ can be done symbolically by an SMT solver. As illustrated in Figure 1, we use *templates* to further narrow down the invariant search space.

Templates. Let $\text{TVars} = \{\alpha, \beta, \dots\}$ be a countably infinite set of \mathbb{Q} -valued *template variables*. A *template valuation* is a function $\mathfrak{J}: \text{TVars} \rightarrow \mathbb{Q}$ that assigns to each template variable a rational number. We will use the same expressions as in our programs except that we admit both rationals and template variables as coefficients. Formally, arithmetic and Boolean expressions E and B adhere to

$$E \longrightarrow r \mid x \mid r \cdot x \mid E + E \qquad B \longrightarrow E < E \mid \neg B \mid B \wedge B ,$$

where $x \in \text{Vars}$ and $r \in \mathbb{Q} \cup \text{TVars}$. The set TExp of templates then consists of all

$$T = [B_1] \cdot E_1 + \dots + [B_n] \cdot E_n ,$$

for $n \geq 1$, where the *Boolean expressions* B_i partition the state space, i.e. for all template valuations \mathfrak{J} and all states s , there is *exactly one* B_i such that $\mathfrak{J}, s \models B_i$. T is a *fixed-partition template* if additionally no B_i contains a template variable.

Notice that templates are generally *not* linear (over $\text{Vars} \cup \text{TVars}$). Section 2 gives several examples of templates, e.g. Equation (1).

Template Instances. We denote by $T[\mathfrak{J}]$ the *instance* of template T under \mathfrak{J} , i.e. the expression obtained from substituting every template variable α in T by its valuation $\mathfrak{J}(\alpha)$. For example, the expression in Equation (2) on p. 5 is an instance of the template in Equation (1) on p. 5. The set of all instances of template T is defined as $\langle T \rangle = \{ T[\mathfrak{J}] \mid \mathfrak{J}: \text{TVars} \rightarrow \mathbb{Q} \}$.

We chose the shape of templates on purpose: To evaluate an instance $T[\mathfrak{J}]$ of a template T in a state s , it suffices to find the *unique* Boolean expression B_i with $\mathfrak{J}, s \models B_i$ and then evaluate the *single* linear arithmetic expression $E_i[\mathfrak{J}]$ in s . For fixed-partition templates, the selection of the right B_i does not even depend on the template evaluation \mathfrak{J} .

Piecewise Linear Expectations. Some template instances $T[\mathcal{J}]$ do *not* represent expectations, i.e. they are not of type $S \rightarrow \mathbb{R}_{\geq 0}^\infty$, as they may evaluate to *negative numbers*. Template instances $T[\mathcal{J}]$ that *do* represent expectations are *piecewise linear*; we collect such *well-defined* instances in the set LinExp . Formally,

Definition 1 (LinExp). *The set LinExp of (piecewise) linear expectations is $\text{LinExp} = \{T[\mathcal{J}] \mid T \in \text{TExp} \text{ and } \mathcal{J}: \text{TVars} \rightarrow \mathbb{Q} \text{ and } \forall s \in S: T[\mathcal{J}](s) \geq 0\}$.*

We identify well-defined instances of templates in LinExp with the expectation in \mathbb{E} that they represent, e.g. when writing the inductivity check $\Phi_f(T[\mathcal{J}]) \stackrel{?}{\preceq} (T[\mathcal{J}])$.

Natural Templates. As suggested in Section 2.3, it makes sense to focus only on so-called *natural* templates. Those are templates that even have a chance of becoming inductive, as they take the loop guard φ and postexpectation f into account. Formally, a template T is *natural* (wrt. to φ and f) if T is of the form

$$T = \underbrace{[\neg\varphi \wedge B_1] \cdot E_1 + \dots + [\neg\varphi \wedge B_n] \cdot E_n}_{\text{must be equivalent to } [\neg\varphi] \cdot f} + [B'_1] \cdot E'_1 + \dots + [B'_m] \cdot E'_m.$$

We collect all natural templates in the set TnExp .

Formal Problem Statement. Throughout this paper, we fix an ambient single loop $\text{while}(\varphi)\{C\}$, a postexpectation $f \in \text{LinExp}$, and a preexpectation $g \in \text{LinExp}$ ⁹ such that $\text{lfp } \Phi_f(I) \preceq g$. The set Admlnv of *admissible invariants* (i.e. those expectations that are both *inductive* and *safe*) is then given by

$$\text{Admlnv} = \left\{ \underbrace{I \in \text{LinExp}}_{\text{well-definedness: } I \succeq 0} \mid \underbrace{\Phi_f(I) \preceq I}_{\text{inductivity}} \text{ and } \underbrace{I \preceq g}_{\text{safety}} \right\},$$

where the underbraces summarize the tasks for a verifier to decide whether a template instance I is an admissible inductive invariant. We require $\text{lfp } \Phi_f(I) \preceq g$, so that Admlnv is not vacuously empty due to an unsafe bound g .

Formal problem statement: Given a natural template T , find an instantiation $I \in \langle T \rangle \cap \text{Admlnv}$ or determine that there is no such I .

Notice that Admlnv might be empty, even for safe g 's, because generally one might need more complex invariants than piecewise linear ones [12]. However, there always exists an inductive invariant in LinExp if a loop can reach only finitely many states.¹⁰ We call a loop $\text{while}(\varphi)\{C\}$ *finite-state*, if only finitely many states satisfy the loop guard φ , i.e. if $S_\varphi = \{s \in S \mid s \models \varphi\}$ is finite.

Syntactic Characteristic Functions. We work with linear expectations in $I, f \in \text{LinExp}$ such that we can perform inductivity checks $\Phi_f(I) \preceq I$ symbolically (via SMT) without constructing the state space first. In particular, we can construct *syntactic counterpart* Ψ_f to Φ_f that operates on templates. Intuitively,

⁹ To enable declaring certain states as irrelevant, we additionally allow $E_i = \infty$ in the linear preexpectation $g = [B_1] \cdot E_1 + \dots + [B_n] \cdot E_n$.

¹⁰ Bluntly just choose as many pieces as there are states.

we can either evaluate Ψ_f on a (syntactic) template T and then instantiate the resulting template with some valuation \mathcal{J} , or we can evaluate Φ_f on the (semantic) expectation $T[\mathcal{J}]$ that emerges from instantiating template T with \mathcal{J} – the results will coincide if the instance $T[\mathcal{J}]$ is well-defined. Formally:

Proposition 2. *Given $\text{while}(\varphi)\{C\}$ and $f \in \text{LinExp}$, one can effectively compute a mapping $\Psi_f: \text{TExp} \rightarrow \text{TExp}$, such that for all T and \mathcal{J}*

$$T[\mathcal{J}] \in \text{LinExp} \quad \text{implies} \quad \Psi_f(T)[\mathcal{J}] = \Phi_f(T[\mathcal{J}]) .$$

In particular, Ψ_f maps fixed-partition templates to fixed-partition templates.

In Example 1, we have already constructed such a Ψ_f to represent Φ_f . The general construction is inspired by [10], but treats template variables as constants.

4 One-Shot Solver

One could address the template instantiation problem from Section 3 in one shot: encode it as an SMT query, ask a solver for a model, and infer from the model an admissible invariant. While this approach is infeasible in practice (as it involves quantification over S_φ), it inspires the CEGIS loop in Figure 1.

Regarding encoding, given a template T , we need a formula over TVars that is satisfiable if and only if there exists a template valuation \mathcal{J} such that $T[\mathcal{J}]$ is an admissible invariant, i.e. $T[\mathcal{J}] \in \text{AdmInv}$. To get rid of program variables in templates, we denote by $T(s)$ the expression over TVars in which all *program* variables $x \in \text{Vars}$ have been substituted by $s(x)$.

Intuitively, we then encode that, for every state s , the expression $T(s)$ satisfies the three conditions of admissible invariants, i.e. well-definedness, inductivity, and safety. In particular, we use Proposition 2 to compute a template $\Psi_f(T)$ that represents the application of the characteristic function Φ_f to a candidate invariant, i.e. $\Phi_f(T[\mathcal{J}])$ – a necessity for encoding inductivity.

Formally, we denote by $\text{Sat}(\phi)$ the set of all models of a first-order formula ϕ (with a fixed underlying structure), i.e. $\text{Sat}(\phi) = \{ \mathcal{J} \mid \mathcal{J} \models \phi \}$. Then:

Theorem 1. *For every natural template $T \in \text{TnExp}$ and $f, g \in \text{LinExp}$, we have*

$$\begin{aligned} & \langle T \rangle \cap \text{AdmInv} \neq \emptyset \\ \text{iff } & \text{Sat} \left(\forall s \in S_\varphi : \underbrace{0 \leq T(s)}_{\text{well-definedness}} \wedge \underbrace{\Psi_f(T)(s) \leq T(s)}_{\text{inductivity}} \wedge \underbrace{T(s) \leq g(s)}_{\text{safety}} \right) \neq \emptyset . \end{aligned}$$

Notice that, for fixed-partition templates, the above encoding is particularly simple: $T(s)$ and $\Psi_f(T)(s)$ are equivalent to single linear arithmetic expressions over TVars; $g(s)$ is either a single expression or ∞ – in the latter case, we get an equisatisfiable formula by dropping the always-satisfied constraint $T(s) \leq g(s)$.

For general templates, one can exploit the partitioning to break it down into multiple inequalities, i.e. every inequality becomes a conjunction over implications of linear inequalities over the template variables TVars.

Example 2. Reconsider the template T in Equation (3) on p. 6. Moreover, assume a state s with $s(\text{fail}) = 5$ and $s(\text{sent}) = 2$. Then, we encode the well-definedness constraint $T(s) \geq 0$ as

$$(5 < 10 \wedge 2 < \delta \Rightarrow \alpha_1 \cdot 2 + \beta_1 \cdot 5 + \gamma_1 \geq 0) \wedge (5 < 10 \wedge 2 \geq \delta \Rightarrow \alpha_2 \cdot 2 + \beta_2 \cdot 5 + \gamma_2 \geq 0)$$

where the trivially satisfiable conjunct $5 = 10 \Rightarrow \text{true}$ encoding the last summand, i.e. $[\text{fail} = 10]$, has been dropped. \triangleleft

Since using an SMT solver for the query in Theorem 1 involves mixed real and integer arithmetic with quantifiers, the one-shot approach is, unsurprisingly, incomplete in general. However, for finite-state loops and natural templates, our instantiation problem becomes decidable: one can replace the universal quantifier $\forall s$ by a finite conjunction $\bigwedge_{s \in S_\varphi}$ to obtain a (decidable) QF LRA formula.

Theorem 2. *The problem $\langle T \rangle \cap \text{Admlnv} \stackrel{?}{\neq} \emptyset$ is decidable for finite-state loops and $T \in \text{TnExp}$. If T is fixed-partition, it is decidable via linear programming.*

5 Constructing an Efficient CEGIS Loop

We now present a CEGIS loop (see inner loop of Figure 1) in which a *synthesizer* and a *verifier* attempt to incrementally solve our problem statement (cf. p. 9).

5.1 The Baseline Verifier

We assume a *baseline verifier* for checking $I \stackrel{?}{\in} \text{Admlnv}$. For CEGIS, it is important to get some feedback whenever $I \notin \text{Admlnv}$. To this end, we define:

Definition 2. *For a state $s \in S$, the set $\text{Admlnv}(s)$ of s -admissible invariants is*

$$\text{Admlnv}(s) = \{ I \mid \underbrace{I(s) \geq 0}_{s\text{-well-defined}} \quad \text{and} \quad \underbrace{\Phi_f(I)(s) \leq I(s)}_{s\text{-inductive}} \quad \text{and} \quad \underbrace{I(s) \leq g(s)}_{s\text{-safe}} \}.$$

For a subset $S' \subseteq S$ of states, we define $\text{Admlnv}(S') = \bigcap_{s \in S'} \text{Admlnv}(s)$.

Clearly, if $I \notin \text{Admlnv}$, then $I \notin \text{Admlnv}(s)$ for some $s \in S$, i.e. state s is a *counterexample* to well-definedness, inductivity, or safety of I . We denote the set of all such counterexamples (to the claim $I \in \text{Admlnv}$) by CounterEx_I . We assume an effective (baseline) verifier for detecting counterexamples:

Definition 3. *A verifier is any function $\text{Verify}: \text{LinExp} \rightarrow \{\text{true}\} \cup S$ such that*

$$\text{Verify}(I) = \begin{cases} \text{true}, & \text{if and only if } I \in \text{Admlnv} \\ s, & \text{only if } s \in \text{CounterEx}_I. \end{cases}$$

Proposition 3 ([10]). *There exist effective verifiers.*

For example, one can implement an SMT-backed verifier using an encoding analogous to Theorem 1, where every model is a counterexample $s \in \text{CounterEx}_I$:

$$I \notin \text{Admlnv} \quad \text{iff} \quad \underbrace{\text{Sat}\left(\neg(0 \leq I \wedge \Psi_f(I) \leq I \wedge I \leq g)\right)}_{\exists s \in S: I \notin \text{Admlnv}(s)} \neq \emptyset.$$

Algorithm 1: Template-Instance Synthesizer for template T

```

1  $S' \leftarrow \emptyset$  ;
2 while  $\text{Synt}_T(S') \neq \text{false}$  do
3    $I \leftarrow \text{Synt}_T(S')$  ;
4    $\text{result} \leftarrow \text{Verify}(I)$  ;
5   if  $\text{result} = \text{true}$  then
6      $\text{return } I$  ;                                /* Verifier returns true, we have  $I \in \text{Admlnv}$  */
7    $S' \leftarrow S' \cup \{\text{result}\}$  ;                /*  $\text{result}$  is a counterexample */
8 return false ;                                    /*  $\langle T \rangle \cap \text{Admlnv} = \emptyset$  */

```

5.2 The Counterexample-Guided Inductive Synthesizer

A synthesizer must generate from a given template T instances $I \in \langle T \rangle$ which can be passed to a verifier for checking admissibility. For making an informed guess, our synthesizers can take a finite set of witnesses $S' \subseteq S$ into account:

Definition 4. Let FinStates be the set of finite sets of states. A synthesizer for template $T \in \text{TnExp}$ is any function $\text{Synt}_T: \text{FinStates} \rightarrow \langle T \rangle \cup \{\text{false}\}$ such that

$$\text{Synt}_T(S') = \begin{cases} I, & \text{only if } I \in \langle T \rangle \cap \text{Admlnv}(S') \\ \text{false}, & \text{if and only if } \langle T \rangle \cap \text{Admlnv}(S') = \emptyset. \end{cases}$$

To build a synthesizer $\text{Synt}_T(S')$ for finite sets of states $S' \subseteq S$, we proceed analogously to one-shot solving for finite-state loops (Theorem 2), i.e. we exploit

$$T[\mathcal{I}] \in \text{Admlnv}(S') \text{ iff } \mathcal{I} \models \bigwedge_{s \in S'} \underbrace{0 \leq T(s) \wedge \Psi_f(T)(s) \leq T(s) \wedge T(s) \leq g(s)}_{T[\mathcal{I}] \in \text{Admlnv}(s)}.$$

That is, our synthesizer may return any model \mathcal{I} of the above constraint system; it can be implemented as one SMT query. In particular, one can efficiently find such an \mathcal{I} for fixed-partition templates via linear programming.

Theorem 3 (Synthesizer Completeness). For finite-state loops and natural templates $T \in \text{TnExp}$, we have $\text{Synt}_T(S_\varphi) \in \text{Admlnv}$ or $\langle T \rangle \cap \text{Admlnv} = \emptyset$.

Using the synthesizer and verifier in concert is then intuitive as in Algorithm 1. We incrementally ask our synthesizer to provide a candidate invariant I that is s -admissible for all states $s \in S'$. Unless the synthesizer returns **false**, we ask the verifier whether I is admissible. If yes, we return I ; otherwise, we get a counterexample s and add it to S' before synthesizing the next candidate.

5.3 Preprocessing in the Synthesizer for Efficient Verifier

One shortcoming of the above synthesizer/verifier CEGIS loop is that it may repeatedly guess invariants which are not safe or well-defined, i.e. the verifier produces counterexamples to safety or well-definedness rather than to inductivity.

We aim to rule out such fruitless iterations by imposing additional constraints on the synthesizer, such that the synthesizer generates only safe and well-defined candidates, thereby freeing the verifier from addressing these conditions.

Instead of having to deal with universal quantification on (possibly infinitely many) states as in one-shot solving (cf. Theorem 1), we can encode the safety and well-definedness constraints via Motzkin’s transposition theorem [48] – a generalization of Farkas’ lemma (ibid.) often used to transform universally quantified formulae into existential ones (see Appendix A for details). The resulting constraints, however, are *sufficient but not necessary* since the Motzkin transposition is equivalent *only if* the underlying formulae range over a real closed field or \mathbb{Q} , whereas our program states range over \mathbb{N} . It is hence not surprising that Motzkin transposition compromises completeness.¹¹ Moreover, Motzkin transposition results in a linear formulation – a complex Boolean structure involving *both* con- and disjunctions of linear inequalities over template variables, which is not amenable to linear programming (as opposed to one-shot solving, cf. Theorem 2).¹²

In the sequel, we call synthesizers *with* additional safety and well-definedness constraints *safe synthesizers*, and synthesizers *without* those constraints (i.e. the one described in Section 5.2) *plain synthesizers*. Performances of these two types of synthesizers are compared in the experiments. Finally, we remark that we apply the safe synthesizer only to fixed-partition templates. For general templates, the additional constraints would be nonlinear in the template variables.

5.4 Cooperative Verifiers

The baseline verifier from Definition 3 may return any counterexample. We observe that without further restrictions, many verifiers start enumerating these counterexamples, which may yield a bad performance. For instance, let $f = [c = 1]$,

$$\begin{aligned} & \text{while} (c = 0 \wedge x < 100) \{ \{ x := x + 1 \} [0.99] \{ c := 1 \} \}, \text{ and} \\ T = & [c = 0 \wedge x < 100] \cdot (\alpha \cdot c + \beta \cdot x + \gamma) + [c = 1] + [c = 0 \wedge x \geq 100] \cdot 0. \end{aligned}$$

Assume that the verifier returns two consecutive states s_1, s_2 with $s_i(c) = 0$ and $s_i(x) = i$ for $i \in \{1, 2\}$. The constraints ensuring inductivity at s_1 and s_2 are

$$\Psi_f(T)(s_i) = 0.99 \cdot ((i + 1) \cdot \beta + \gamma) + 0.01 \leq i \cdot \beta + \gamma = T(s_i).$$

The two constraints are very similar and there is only little information gain from the constraint obtained from s_2 . Constraints obtained from more diverse states such as s' with, e.g. $s'(x) = 98$, prune many more undesired template instances.

We are therefore interested in cooperative verifiers – *teachers* – that return sufficiently diverse counterexamples. We tackle diversity by defining a distance

¹¹ Completeness can be retrieved by falling back to a setting with a complete verifier.

¹² We can impose additional *necessary* constraints on the synthesizer such as lower bounds (obtained by, e.g., bounded model checking) on the candidate invariants.

measure $\mu: S \times S \rightarrow \mathbb{R}$ on states¹³ and provide the verifier *additionally* to I with the last counterexample s' and a lower bound m . The cooperative verifier then preferably returns a new counterexample s such that $\mu(s, s') \geq m$.

Definition 5. A cooperative verifier $\text{CVerify}_\mu: S \times \mathbb{R} \rightarrow \text{LinExp} \rightarrow \{\text{true}\} \cup S$ is a function such that (i) $\text{CVerify}_\mu(s_{\text{last}}, m)$ is a verifier for all $s_{\text{last}} \in S$ and $m \in \mathbb{R}$, and (ii) $\text{CVerify}_\mu(s_{\text{last}}, m)(I) = s$ implies either (a) $\mu(s, s_{\text{last}}) \geq m$ or (b) for all $\hat{s} \in \text{CounterEx}_I$, $\mu(s_{\text{last}}, \hat{s}) \leq m$.

Since every cooperative verifier refines the contract of a verifier, our correctness and completeness results carry over. Furthermore, we can easily generalize the cooperative verifier beyond taking into account only the last counterexample. In our implementation, rather than a fixed value m , we adapt m during runtime: If we succeed in finding two counterexamples that were m apart, we update $m \leftarrow m \cdot d$, otherwise, $m \leftarrow m \cdot 1/d$ for suitable values of d .

6 Template Partition Refinement

Our problem statement requires a *given* template T and selecting templates is hard. If T is too restrictive, it excludes admissible invariants, i.e. $\langle T \rangle \cap \text{AdmInv} = \emptyset$. If T is too liberal, the synthesizer has to search a high-dimensional space.

We take an optimistic approach as depicted in Figure 1: we start with a small restrictive template T_1 . If we learn that T_1 contains no admissible invariant, we ask the template generator for a new template T_2 , and so on, until we eventually (and hopefully) find a small template T_i with $\langle T_i \rangle \cap \text{AdmInv} \neq \emptyset$. Below, we investigate three heuristics. While the approaches do *not* yield step-wise refinements, i.e. $\langle T_i \rangle \subseteq \langle T_{i+1} \rangle$, all approaches ensure *progress*, i.e. $\langle T_i \rangle \subsetneq \langle T_{i+j} \rangle$ for some $j \geq 1$. For finite-state programs, progress ensures completeness: we eventually reach a maximally-partitioned template T in which every state has its own piece; $\langle T \rangle$ then contains at least one admissible invariant, namely $\text{lfp } \Phi_f$.

Static Hyperrectangle Refinement for Finite-State Programs. For *finite-state* programs, we obtain lower- and upper bounds on each variable. Hence, the state space is (a subset of) a bounded hyperrectangle. We obtain template T_i for $i > 1$ by splitting each dimension of this hyperrectangle into i equally-sized parts¹⁴, thus obtaining (at most) $i^{|\text{Vars}|}$ new hyperrectangles. Let the hyperrectangles be described by expressions R_1, \dots, R_m , and assume that the initial template is $T_1 = \sum_{j=1}^n [B_j] \cdot E_j$. Then, we obtain T_i as $T_i = \sum_{j=1}^n \sum_{k=1}^m [B_j \wedge R_k] \cdot E_{k,j}$.

Dynamic Hyperrectangle Refinement. We proceed as for static refinement but do not fix *where* we split the hyperrectangle, i.e. given a possibly unbounded hyperrectangle capturing the (now possibly infinite) state space, we introduce template variables encoding the boundaries of the hyperrectangles, as in Equation (3).

Inductivity-Guided Refinement. We refine templates using a hint, particularly the last partially admissible instance I in the synthesizer concerning a fixed-partition

¹³ In our implementation, we use the Manhattan distance on the program variables.

¹⁴ if possible, i.e. if i does not exceed the size of the dimension.

Table 1: CEGIS/Storm on fin.-state programs (TO=2h, MO=8GB. Time in seconds).

		Storm				CEGISPRO2											
Prog	$ S_\varphi $			best	induct.-guided				static				dynamic				
		sp	dd		$ S' $	$ I $	$t_s\%$	t	$ S' $	$ I $	$t_s\%$	t	$ S' $	$ I $	$t_s\%$	t	
rw	$1 \cdot 10^5$	959	TO	6	38	12	42	6	—	—	—	TO	—	—	—	TO	
		1085	TO	16	56	20	41	16	—	—	—	TO	—	—	—	TO	
		979	TO	—	—	—	—	MO	—	—	—	TO	—	—	—	TO	
brp	$4 \cdot 10^6$	MO	TO	1	34	10	36	3	24	5	37	1	22	5	57	4	
		MO	TO	6	51	16	39	8	52	10	33	6	—	—	—	TO	
		MO	TO	7	119	67	29	769	52	10	29	7	—	—	—	TO	
chain	$1 \cdot 10^{12}$	MO	TO	0	108	16	63	43	7	3	29	<1	—	—	—	TO	
		MO	TO	3	—	—	—	MO	60	5	57	3	—	—	—	TO	
		MO	TO	2465	—	—	—	MO	470	23	66	2465	—	—	—	TO	
multichain	$3 \cdot 10^7$	MO	TO	8	85	7	51	8	85	7	51	8	104	7	99	1661	
		MO	TO	79	—	—	—	MO	174	15	63	79	—	—	—	TO	
		MO	TO	62	—	—	—	MO	141	15	64	62	—	—	—	TO	
gridbig	$1 \cdot 10^6$	12	err	—	—	—	—	MO	—	—	—	TO	—	—	—	TO	
gridsmall	$1 \cdot 10^2$	1	36	1	25	7	38	1	53	10	39	4	17	5	54	2	
		<1	35	7	45	23	37	7	75	17	32	10	76	10	81	68	
0conf	$1 \cdot 10^8$	MO	TO	0	7	3	33	<1	7	3	27	<1	7	3	64	1	
		MO	TO	2	62	10	62	6	49	5	49	2	—	—	—	TO	
		MO	TO	67	—	—	—	TO	165	23	68	67	—	—	—	TO	
0conffam	$1 \cdot 10^{16}$	NA	NA	1	24	3	43	1	24	3	42	1	41	3	84	7	
		NA	NA	13	—	—	—	TO	93	9	68	13	223	13	87	847	
		NA	NA	30	—	—	—	TO	103	9	80	30	377	13	89	3162	

template $T = \sum_{j=1}^n [B_j] \cdot E_j$. We split every B_j into those parts where I is partially inductive, i.e. $\Psi_f(I) \preceq I$, and where it is not. This partitioning can be computed symbolically using the construction from [10, Theorem 7].

7 Empirical Evaluation

We have implemented our approach in Python – with an interface to pySMT [29] and Z3 [44] – as a prototype called CEGISPRO2: CEGIS for PRObabilistic PROgrams. We investigate the applicability and scalability of our approach in two aspects: (i) the performance of the full approach in Figure 1, and (ii) how the inner CEGIS loop performs in isolation. All experiments were performed on a 48x2.1GHz Intel Xeon processor (one example per core) with 376GB RAM on a collection of (in)finite-state probabilistic programs (detailed in Appendix D.2).

Push-Button Verification for Probabilistic Programs. For each benchmark (i.e. program and property with increasingly sharper thresholds on one up to infinitely many states), we run CEGISPRO2 on all template refinement strategies from Section 6 and synthesizers. We use a cooperative verifier with $d = 2$ (cf. Section 5.4). The initial template is a fixed-partition template inferred from the syntax of the given single-loop, where the state-space partitioning is obtained from the loop guard and the different branches of the loop body. For finite-state programs, we compare with the exact-arithmetic engines of the probabilistic

Table 2: CEGIS on inf.-state programs, TO=2h.

Prog	inductivity-guided				dynamic			
	safe		plain					
	$ S' $	$ T $	$t_s\%$	t	$ S' $	$ T $	$t_s\%$	t
brpfam	93	7	85	176	71	8	84	56
	47	7	79	39	76	8	88	102
	–	–	–	TO	–	–	–	TO
eqgridfam	6	4	62	1	14	4	51	1
geo	1	2	25	<1	2	2	11	<1
	1	2	14	<1	2	2	12	<1
kgeo	2	2	20	<1	474	2	81	31

Table 3: CEGIS vs. MONO, TO=30m.

Prog	$ T $	MONO		safe		plain	
		t	$ S' $	$t_s\%$	t	$ S' $	$t_s\%$
rw	12	33	33	28	15	32	20
	20	TO	54	34	72	62	16
chain	5	1	63	53	3	22	33
	23	294	–	–	TO	–	–
multchain	15	TO	203	82	263	154	61
	15	TO	186	80	205	141	59
gridsmall	17	TO	69	36	16	77	25
Oconf	23	111	175	64	1123	236	64
brpfam	7	no inst.	63	84	70	63	96
Oconffam	3	2	34	52	2	37	42

model checker Storm 1.6.3 [35]. Storm includes LP-based model checking (as in Section 4) but employs more efficient and sophisticated methods.

Results. Table 1 depicts the results for finite-state programs. Column **Prog** depicts the name of the program and S is the program’s state-space size. **sp** and **dd** are the runtimes of Storm’s sparse and decision diagram-based engines, respectively. **best** is the best runtime under all CEGIS configurations, which are then listed. We show the number $|S'|$ of counterexamples, the size $|I|$ of the inductive invariant (in terms of the number of linear piecewise), the fraction $t_s\%$ of time spent in the synthesizer, and the total time t . As described in Section 5.3, safe synthesizers need to solve formulae with Boolean structure, which slows down the computation of template variable valuations significantly. We determined that safe synthesizers are not beneficial for finite-state programs and hence omit them in Table 1. Table 2 depicts the results for infinite-state programs (with the exception of **zeroconffam**, which is a huge but finite family), where $|T|$ denotes the template size (number of summands). We omit Storm and the static hyperrectangle refinement since both require a finite state space. We show results of CEGISPRO2 for both safe- and plain synthesizers. More benchmark details are found in Appendix D.

General Observations. Our approach finds inductive invariants on a variety of programs, indicating that piecewise linear expectations can be sufficiently expressive for both finite- and infinite-state programs. Our technique finds an inductive invariant using a small number of counterexamples, compared to the size of the state space (except for **gridsmall**, see below). The overall performance of our technique highly depends on the sharpness of the considered thresholds. There is no clear winner between inductivity-guided- and fixed-hyperrectangle refinement. For dynamic hyperrectangle refinement, which is not competitive, significantly more time is spent in the synthesizer since for non-fixed-partition templates, the synthesizer needs to solve formulae with Boolean structures. This motivates searching for good fixed-partition templates in a separate outer loop.

Finite-State Programs. The CEGIS framework can outperform state-of-the-art explicit- and symbolic-state model checking techniques and scale to huge state spaces. However, there are simple programs where our technique fails to find an

inductive invariant (`gridbig`) or finds inductive invariants only for rather simple properties while requiring many counterexamples (`gridsmall`). Whether we need more sophisticated template-refinement techniques or whether these programs are not amenable to piecewise linear expectations at all is left for future work.

Infinite-State Programs. Safe synthesizers can be beneficial for infinite-state programs and reduce the number of counterexamples significantly.

Performance on a Fixed Template. We consider the performance of a single call of the inner CEGIS loop and compare it to a monolithic approach for synthesizing inductive invariants inspired by [40]. Given a fixed-partition template T , we employ Motzkin’s transposition theorem to construct a *single linear real arithmetic* formula which is satisfiable iff the template T admits an inductive invariant assuming $\mathbb{R}_{\geq 0}$ -valued program variables. We refer to this approach as MONO. We took templates admitting an inductive invariant obtained from *fixed-refinement* if possible, otherwise templates obtained from *inductivity-guided refinement*.¹⁵

Table 3 shows the comparison with MONO using column headers per Table 2. Our approach is competitive with MONO, even though our approach *does not relax* to $\mathbb{R}_{\geq 0}$ -valued program variables. MONO might report that there is no inductive instance (no inst.) because of this relaxation. For small programs (in terms of LOC), CEGISPRO2 and MONO are comparable. For the chain benchmark, MONO outperforms CEGISPRO2 significantly. On the other hand, for larger programs and templates, CEGISPRO2 can outperform MONO.

On Cooperative Verifiers. In all of the above experiments, we used a cooperative verifier with $d = 2$. Cooperative verifiers are particularly useful for finite-state programs. For the chain benchmark, cooperative verifiers with $d > 1$ are crucial to ensure that the synthesizer provides diverse counterexamples. For infinite-state programs, we observed a mixed picture: cooperative verifiers sometimes lead to an increase in the number of counterexamples.

8 Related Work

Within the large body of work on reasoning about probabilistic systems, we focus on three aspects close to our work: invariant synthesis, probabilistic model checking, and symbolic inference. In the *qualitative* setting, ICE-learning [28] is a template-based, counterexample-guided technique for synthesizing invariants. An overview of other inductive synthesis approaches is given in [4, 25].

Invariant Synthesis for Probabilistic Programs. The tool *Mora* [9] can synthesize (possibly non-linear) invariants that encode expected values and higher-order moments fully automatically. However, the underlying algebraic techniques are limited the sub-class of *prob-solvable loops* [8].

Related to our approach are constraint solving-based approaches for generating quantitative loop invariants [26, 21]. Those aim to synthesize polynomial

¹⁵ We remove strict inequalities and fractions to increase the chance that the given template admits an inductive invariant, which is crucial only for MONO.

invariants for proving lower bounds over \mathbb{R} -valued program variables – arguably a simplification as it allows solvers to use (decidable) real arithmetic. In particular, [21] also obtains linear constraints from counterexamples ensuring certain validity conditions on candidate invariants. Besides various technical differences, we see some conceptual differences on top of the \mathbb{R} -valued variables and the lower- vs. upper bounds: (i) We support piecewise expectations rather than continuous expectations. These are essential to support, e.g. reachability probabilities from the initial state. (ii) We focus on the integration of fast verifiers over efficiently decidable fragments, with various optimizations. (iii) We present a solution for automatically extracting characteristic functions from probabilistic loops.

Various *martingale-based approaches*, such as [15,19,20,2,43], aim to synthesize probabilistic loop invariants over \mathbb{R} -valued variables, see [49] for a recent survey. Most of these approaches yield invariants for proving almost-sure termination or bounding expected runtimes, [1] employs a CEGIS loop to train a neural network for learning a ranking supermartingale proving positive almost-sure termination of (possibly continuous) probabilistic programs. Similar to our validity checks, they also use SMT solvers to check the supermartingale condition and use the provided counterexamples to guide the learning process. Two notable exceptions to literature focussing on almost-sure termination are: (1) *ε -decreasing supermartingales* [15,16] and (2) *nonnegative repulsing supermartingales* [49]; both can upper-bound arbitrary reachability probabilities. We synthesize invariants for proving upper bounds for more general quantities, i.e. expectations. [7] also synthesizes martingales but uses symbolic reasoning and *Doob’s decomposition* instead of constraint solving. While this approach can prove bounds on expected values, it requires user-supplied invariants and hints.

Probabilistic Model Checking. Symbolic probabilistic model checking focusses mostly on the use of algebraic decision diagrams [3], representing the transition relation symbolically and using equation solving, value iteration, or abstraction techniques on top of that representation. Optimistic value iteration [32] extends value iteration with a stopping criterium based on proving inductivity of a candidate generated during the iteration. PrIC3 [11] adopts IC3. It aims to find inductive invariants by iteratively overapproximating k -step reachability. Finally, an alternative CEGIS approach synthesizes Markov chains that satisfy reachability properties [14]. Counterexamples are subsystems of the Markov chains. The methods can be extended to take into account, e.g. inductive invariants [5].

Symbolic Probabilistic Inference. Probabilistic inference approaches – for the finite-horizon case – utilize weighted model counting, either using decision diagrams annotated with probabilities as in Dice [36,37] or approximate versions using SAT/SMT-solvers [17,18,22,47,13]. PSI [30] determines a symbolic representation of the exact distribution described by a probabilistic program.

9 Conclusion

This paper presents a novel inductive synthesis approach to probabilistic inductive invariants on probabilistic programs. We show the successful application to proba-

bilistic program verification problems in general and probabilistic model checking in particular. Future work includes incorporating nondeterminism and accelerating the inductivity checks for large programs. Furthermore, we plan to explore advanced template shapes and heuristics to obtain diverse counterexamples.

References

1. Abate, A., Giacobbe, M., Roy, D.: Learning probabilistic termination proofs. In: CAV (2). Lecture Notes in Computer Science, vol. 12760, pp. 3–26. Springer (2021)
2. Agrawal, Chatterjee, Novotný: Lexicographic ranking supermartingales. PACMPL **2**(POPL) (2018)
3. de Alfaro, L., Kwiatkowska, M.Z., Norman, G., Parker, D., Segala, R.: Symbolic model checking of probabilistic processes using mtbdds and the kronecker representation. In: TACAS. Lecture Notes in Computer Science, vol. 1785, pp. 395–410. Springer (2000)
4. Alur, R., Bodík, R., Dallal, E., Fisman, D., Garg, P., Juniwal, G., Kress-Gazit, H., Madhusudan, P., Martin, M.M.K., Raghothaman, M., Saha, S., Seshia, S.A., Singh, R., Solar-Lezama, A., Torlak, E., Udupa, A.: Syntax-guided synthesis. In: Dependable Software Systems Engineering, NATO Science for Peace and Security Series, D: Information and Communication Security, vol. 40, pp. 1–25. IOS Press (2015)
5. Andriushchenko, R., Ceska, M., Junges, S., Katoen, J.: Inductive synthesis for probabilistic programs reaches new horizons. In: TACAS (1). Lecture Notes in Computer Science, vol. 12651, pp. 191–209. Springer (2021)
6. Baier, C., Katoen, J.: Principles of model checking. MIT Press (2008)
7. Barthe, G., Espitau, T., Fioriti, L.M.F., Hsu, J.: Synthesizing probabilistic invariants via doob’s decomposition. In: CAV (1). Lecture Notes in Computer Science, vol. 9779, pp. 43–61. Springer (2016)
8. Bartocci, E., Kovács, L., Stankovic, M.: Automatic generation of moment-based invariants for prob-solvable loops. In: ATVA. Lecture Notes in Computer Science, vol. 11781, pp. 255–276. Springer (2019)
9. Bartocci, E., Kovács, L., Stankovic, M.: Mora - automatic generation of moment-based invariants. In: TACAS (1). Lecture Notes in Computer Science, vol. 12078, pp. 492–498. Springer (2020)
10. Batz, K., Chen, M., Kaminski, B.L., Katoen, J., Matheja, C., Schröder, P.: Latticed k-induction with an application to probabilistic programs. In: CAV (2). Lecture Notes in Computer Science, vol. 12760, pp. 524–549. Springer (2021)
11. Batz, K., Junges, S., Kaminski, B.L., Katoen, J., Matheja, C., Schröder, P.: Pric3: Property directed reachability for mdps. In: CAV (2). LNCS, vol. 12225, pp. 512–538. Springer (2020)
12. Batz, K., Kaminski, B.L., Katoen, J., Matheja, C.: Relatively complete verification of probabilistic programs: an expressive language for expectation-based reasoning. Proc. ACM Program. Lang. **5**(POPL), 1–30 (2021)
13. Belle, V., Passerini, A., den Broeck, G.V.: Probabilistic inference in hybrid domains by weighted model integration. In: IJCAI. pp. 2770–2776. AAAI Press (2015)
14. Ceska, M., Hensel, C., Junges, S., Katoen, J.: Counterexample-guided inductive synthesis for probabilistic systems. Formal Aspects Comput. **33**(4-5), 637–667 (2021)

15. Chakarov, Sankaranarayanan: Probabilistic program analysis with martingales. In: CAV (2013)
16. Chakarov, A., Voronin, Y., Sankaranarayanan, S.: Deductive proofs of almost sure persistence and recurrence properties. In: TACAS. Lecture Notes in Computer Science, vol. 9636, pp. 260–279. Springer (2016)
17. Chakraborty, S., Fried, D., Meel, K.S., Vardi, M.Y.: From weighted to unweighted model counting. In: IJCAI. pp. 689–695. AAAI Press (2015)
18. Chakraborty, S., Meel, K.S., Mistry, R., Vardi, M.Y.: Approximate probabilistic inference via word-level counting. In: AAAI. pp. 3218–3224. AAAI Press (2016)
19. Chatterjee, K., Fu, H., Goharshady, A.K.: Termination analysis of probabilistic programs through positivstellensatz’s. In: CAV (1). Lecture Notes in Computer Science, vol. 9779, pp. 3–22. Springer (2016)
20. Chatterjee, K., Novotný, P., Zikelic, D.: Stochastic invariants for probabilistic termination. In: POPL. pp. 145–160. ACM (2017)
21. Chen, Y., Hong, C., Wang, B., Zhang, L.: Counterexample-guided polynomial loop invariant generation by Lagrange interpolation. In: CAV (1). Lecture Notes in Computer Science, vol. 9206, pp. 658–674. Springer (2015)
22. Chistikov, D., Dimitrova, R., Majumdar, R.: Approximate counting in SMT and value estimation for probabilistic programs. *Acta Informatica* **54**(8), 729–764 (2017)
23. D’Argenio, P.R., Jeannet, B., Jensen, H.E., Larsen, K.G.: Reachability analysis of probabilistic systems by successive refinements. In: PAPM-PROBMIV. Lecture Notes in Computer Science, vol. 2165, pp. 39–56. Springer (2001)
24. Dehnert, C., Junges, S., Katoen, J., Volk, M.: A Storm is coming: A modern probabilistic model checker. In: CAV (2). Lecture Notes in Computer Science, vol. 10427, pp. 592–600. Springer (2017)
25. Fedyukovich, G., Bodík, R.: Accelerating syntax-guided invariant synthesis. In: TACAS (1). Lecture Notes in Computer Science, vol. 10805, pp. 251–269. Springer (2018)
26. Feng, Y., Zhang, L., Jansen, D.N., Zhan, N., Xia, B.: Finding polynomial loop invariants for probabilistic programs. In: ATVA. Lecture Notes in Computer Science, vol. 10482, pp. 400–416. Springer (2017)
27. Gan, T., Dai, L., Xia, B., Zhan, N., Kapur, D., Chen, M.: Interpolant synthesis for quadratic polynomial inequalities and combination with *EUF*. In: IJCAR. Lecture Notes in Computer Science, vol. 9706, pp. 195–212. Springer (2016)
28. Garg, P., Löding, C., Madhusudan, P., Neider, D.: Ice: a robust framework for learning invariants. In: Biere, A., Bloem, R. (eds.) *Computer Aided Verification*. pp. 69–87. Springer International Publishing, Cham (2014)
29. Gario, Micheli: PySMT: A solver-agnostic library for fast prototyping of SMT-based algorithms. In: SMT Workshop (2015)
30. Gehr, Misailovic, Vechev: PSI: exact symbolic inference for probabilistic programs. In: CAV (2016)
31. Gretz, Katoen, McIver: Operational versus weakest pre-expectation semantics for the probabilistic guarded command language. *Perform. Evaluation* **73** (2014)
32. Hartmanns, Kaminski: Optimistic value iteration. In: CAV (2020)
33. Hartmanns, A., Hermanns, H.: The modest toolset: An integrated environment for quantitative modelling and verification. In: TACAS. Lecture Notes in Computer Science, vol. 8413, pp. 593–598. Springer (2014)
34. Helmink, L., Sellink, M.P.A., Vaandrager, F.W.: Proof-checking a data link protocol. In: TYPES. Lecture Notes in Computer Science, vol. 806, pp. 127–165. Springer (1993)

35. Hensel, C., Junges, S., Katoen, J., Quatmann, T., Volk, M.: The probabilistic model checker Storm. CoRR **abs/2002.07080** (2020)
36. Holtzen, S., den Broeck, G.V., Millstein, T.D.: Scaling exact inference for discrete probabilistic programs. Proc. ACM Program. Lang. **4**(OOPSLA), 140:1–140:31 (2020)
37. Holtzen, S., Junges, S., Vazquez-Chanlatte, M., Millstein, T.D., Seshia, S.A., den Broeck, G.V.: Model checking finite-horizon markov chains with probabilistic inference. In: CAV (2). Lecture Notes in Computer Science, vol. 12760, pp. 577–601. Springer (2021)
38. Kaminski: Advanced Weakest Precondition Calculi for Probabilistic Programs. Ph.D. thesis, RWTH Aachen University, Germany (2019)
39. Kaminski, Katoen, Matheja: On the hardness of analyzing probabilistic programs. Acta Inform. **56**(3) (2019)
40. Katoen, J., McIver, A., Meinicke, L., Morgan, C.C.: Linear-invariant generation for probabilistic programs: Automated support for proof-based methods. In: SAS. Lecture Notes in Computer Science, vol. 6337, pp. 390–406. Springer (2010)
41. Kwiatkowska, M.Z., Norman, G., Parker, D.: PRISM: probabilistic symbolic model checker. In: Computer Performance Evaluation / TOOLS. Lecture Notes in Computer Science, vol. 2324, pp. 200–204. Springer (2002)
42. McIver, Morgan: Abstraction, refinement and proof for probabilistic systems (2005)
43. Moosbrugger, M., Bartocci, E., Katoen, J., Kovács, L.: Automated termination analysis of polynomial probabilistic programs. In: ESOP. Lecture Notes in Computer Science, vol. 12648, pp. 491–518. Springer (2021)
44. de Moura, Bjørner: Z3: an efficient SMT solver. In: TACAS (2008)
45. Park: Fixpoint induction and proofs of program properties. Mach. Intell. **5** (1969)
46. Puterman: Markov Decision Processes (1994)
47. Rabe, M.N., Wintersteiger, C.M., Kugler, H., Yordanov, B., Hamadi, Y.: Symbolic approximation of the bounded reachability probability in large markov chains. In: QEST. Lecture Notes in Computer Science, vol. 8657, pp. 388–403. Springer (2014)
48. Schrijver, A.: Theory of linear and integer programming. John Wiley & Sons (1998)
49. Takisaka, T., Oyabu, Y., Urabe, N., Hasuo, I.: Ranking and repulsing supermartingales for reachability in randomized programs. ACM Trans. Program. Lang. Syst. **43**(2), 5:1–5:46 (2021)

A Preprocessing via Motzkin’s Transposition Theorem

This section demonstrates how to obtain additional, sufficient constraints for the safe synthesizer to enforce safety and well-definedness via Motzkin’s transposition theorem as discussed in Section 5.3. For the sake of compactness, we extensively use matrix and vector forms in the presentation (with the latter in boldface).

Motzkin’s transposition theorem [48]—a generalization of Farkas’ lemma (ibid.)—is one of the fundamental results about linear inequalities; it has served as the basis of, e.g., synthesizing nonlinear interpolants [27] and finding lower bounds for probabilistic programs [40].

Theorem 4 (Motzkin’s Transposition Theorem [48]). *Let $A \in \mathbb{R}^{m \times n}$, $B \in \mathbb{R}^{l \times n}$, $\mathbf{a} \in \mathbb{R}^m$, and $\mathbf{b} \in \mathbb{R}^l$. Then (M1) and (M2) below are equivalent.*¹⁶

$$\forall \mathbf{x} \in \mathbb{R}^n: \neg (A\mathbf{x} \leq \mathbf{a} \wedge B\mathbf{x} < \mathbf{b}) , \quad (\text{M1})$$

$$\begin{aligned} \exists \boldsymbol{\lambda} \in \mathbb{R}^m. \exists \boldsymbol{\eta} \in \mathbb{R}^l: & \boldsymbol{\lambda} \geq 0 \wedge \boldsymbol{\eta} \geq 0 \\ & \wedge \boldsymbol{\lambda}^\top A + \boldsymbol{\eta}^\top B = 0 \wedge \boldsymbol{\lambda}^\top \mathbf{a} + \boldsymbol{\eta}^\top \mathbf{b} \leq 0 \\ & \wedge \left(\boldsymbol{\lambda}^\top \mathbf{a} < 0 \vee \boldsymbol{\eta} \neq 0 \right) . \end{aligned} \quad (\text{M2})$$

The theorem states that a given system of linear inequalities has no solution if and only if a contradiction can be derived via a positive linear combination of the inequalities. As is intuitive above, Motzkin’s transposition theorem is often used to equivalently transform universally quantified formulae into existential ones.

The following variant of Theorem 4 will be used later.

Corollary 1 ([27]). *Let $A \in \mathbb{R}^{m \times n}$, $B \in \mathbb{R}^{l \times n}$, $\mathbf{a} \in \mathbb{R}^m$, and $\mathbf{b} \in \mathbb{R}^l$. Denote by A_i with $i = 1, \dots, m$ the i -th row of A , and B_j with $j = 1, \dots, l$ the j -th row of B . There does not exist $\mathbf{x} \in \mathbb{R}^n$ with $A\mathbf{x} \leq \mathbf{a}$ and $B\mathbf{x} < \mathbf{b}$, iff there exist $\boldsymbol{\lambda} = (\lambda_1, \dots, \lambda_m) \in \mathbb{R}_{\geq 0}^m$ and $\boldsymbol{\eta} = (\eta_0, \eta_1, \dots, \eta_l) \in \mathbb{R}_{\geq 0}^l$ such that*

$$\sum_{i=1}^m \lambda_i (a_i - A_i \mathbf{x}) + \sum_{j=1}^l \eta_j (b_j - B_j \mathbf{x}) + \eta_0 \equiv 0 \quad \text{with} \quad \sum_{j=0}^l \eta_j > 0 . \quad (\text{M3})$$

Notice that “ $\equiv 0$ ” in (M3) requires that, on the left-hand side, all the coefficients of \mathbf{x} and the constant term *must* be 0. (M3) can in fact be regarded as a more compact form of (M2).

Given a fixed-partition template $T \in \text{TExp}$, w.l.o.g., both the safety and the well-definedness condition can be rewritten as a constraint of the form

$$\forall \mathbf{x} \in \mathbb{N}^n: A\mathbf{x} \leq \mathbf{a} \wedge B\mathbf{x} < \mathbf{b} \implies \boldsymbol{\alpha}^\top \mathbf{x} \leq \beta , \quad (\dagger)$$

where $\mathbf{x} \in \mathbb{N}^n$ are program variables in **Vars**; $A \in \mathbb{Q}^{m \times n}$, $B \in \mathbb{Q}^{l \times n}$, $\mathbf{a} \in \mathbb{Q}^m$ and $\mathbf{b} \in \mathbb{Q}^l$ are known constants; whereas $\boldsymbol{\alpha} = (\alpha_1, \alpha_2, \dots, \alpha_n)^\top \in \mathbb{Q}^n$ and $\beta \in \mathbb{Q}$ are unknown template variables in **TVars**.

¹⁶ The equivalence holds not just over \mathbb{R} , but also over any real closed field as well as \mathbb{Q} .

The constraint of the form (\dagger) is *not* linear over $\text{Vars} \cup \text{TVars}$. We now show how to translate this constraint into a linear form leveraging Motzkin's transposition theorem. First, observe the following (logical) chain of transformations:

$$\begin{aligned}
 & (\dagger) \\
 & \Downarrow \\
 \forall \mathbf{x} \in \mathbb{N}^n: & \quad \neg(A\mathbf{x} \leq \mathbf{a} \wedge B\mathbf{x} < \mathbf{b}) \vee \boldsymbol{\alpha}^\top \mathbf{x} \leq \beta \quad (\text{material implication}) \\
 & \Downarrow \\
 \forall \mathbf{x} \in \mathbb{N}^n: & \quad \neg\neg(\neg(A\mathbf{x} \leq \mathbf{a} \wedge B\mathbf{x} < \mathbf{b}) \vee \boldsymbol{\alpha}^\top \mathbf{x} \leq \beta) \quad (\text{double negation}) \\
 & \Downarrow \\
 \forall \mathbf{x} \in \mathbb{N}^n: & \quad \neg(A\mathbf{x} \leq \mathbf{a} \wedge B\mathbf{x} < \mathbf{b} \wedge -\boldsymbol{\alpha}^\top \mathbf{x} < -\beta) \quad (\text{De Morgan's law}) \\
 & \Uparrow \\
 \forall \mathbf{x} \in \mathbb{R}^n: & \quad \neg(A\mathbf{x} \leq \mathbf{a} \wedge B\mathbf{x} < \mathbf{b} \wedge -\boldsymbol{\alpha}^\top \mathbf{x} < -\beta) \quad (\text{lifting to } \mathbb{R}, \ddagger)
 \end{aligned}$$

Notice that the lifting from \mathbb{N} to \mathbb{R} in the last transformation turns the resulting constraint (\ddagger) into a sufficient-only constraint (thereby loosing completeness). Nonetheless, constraint (\ddagger) is now in the form of (M1) as $-\boldsymbol{\alpha}$ and $-\beta$ can be pumped into B and \mathbf{b} , respectively. However, to avoid the resulting nonlinear encoding (due to $\boldsymbol{\eta}^\top B$ and $\boldsymbol{\eta}^\top \mathbf{b}$ in (M2)), we keep the form as is in (\ddagger) and use Corollary 1 instead to obtain a linear encoding as follows. By Corollary 1, (\ddagger) holds if and only if

$$\begin{aligned}
 & \exists \lambda_1, \dots, \lambda_m \geq 0. \exists \eta_0, \eta_1, \dots, \eta_l \geq 0. \exists \mu_0 \geq 0: \\
 & \sum_{i=1}^m \lambda_i (a_i - A_i \mathbf{x}) + \sum_{j=1}^l \eta_j (b_j - B_j \mathbf{x}) + \underbrace{\mu_0 (\boldsymbol{\alpha}^\top \mathbf{x} - \beta)}_{\text{nonlinear coupling}} + \eta_0 \equiv 0 \quad (\text{M4}) \\
 & \wedge \sum_{j=0}^l \eta_j + \mu_0 > 0. \quad (\text{M5})
 \end{aligned}$$

Now we only have existential quantifiers in the above encoding, and the (safe) synthesizer is expected to find valuations of parameters $\boldsymbol{\lambda}$, $\boldsymbol{\eta}$, μ_0 , $\boldsymbol{\alpha}$ and β such that (M4) and (M5) hold. Observe that nonlinearity over these parameters occurs in (M4), which nevertheless can be resolved by a case distinction on μ_0 :

- if $\mu_0 = 0$, nonlinearity in (M4) vanishes. Moreover, (M4) and (M5) together degenerate to (M3);
- if $\mu_0 \neq 0$, we have $\mu_0 > 0$ due to its nonnegativity. Hence, we can scale both sides of (M4) and (M5) by a factor of $1/\mu_0$. As a consequence, nonlinearity in (M4) vanishes, and (M5) becomes trivially true ($\sum_{j=0}^l \eta_j/\mu_0 + 1 > 0$).

Through both cases, we have a constraint in the form of a conjunction of linear inequalities. These two constraints (connected by a disjunction) constitute the

C	$\mathbf{wp} \llbracket C \rrbracket (f)$
skip	f
$x := e$	$f[x/e]$
$C_1 ; C_2$	$\mathbf{wp} \llbracket C_1 \rrbracket (\mathbf{wp} \llbracket C_2 \rrbracket (f))$
$\{ C_1 \} [p] \{ C_2 \}$	$p \cdot \mathbf{wp} \llbracket C_1 \rrbracket (f) + (1 - p) \cdot \mathbf{wp} \llbracket C_2 \rrbracket (f)$
if $(\varphi) \{ C_1 \}$ else $\{ C_2 \}$	$[\varphi] \cdot \mathbf{wp} \llbracket C_1 \rrbracket (f) + [\neg\varphi] \cdot \mathbf{wp} \llbracket C_2 \rrbracket (f)$

Table 4: Rules defining the weakest preexpectation transformer for loop-free programs. $[\varphi]$ denotes an indicator function, i.e. $[\varphi](s) = 1$ if $s \models \varphi$ and 0 otherwise. Moreover, $f[x/e] = \lambda s. f(s[x \mapsto e(s)])$ denotes the expectation f in which every free occurrences of variable x are substituted by expression e .

sufficient constraints (ensuring safety and well-definedness) for our safe synthesizer. We remark, however, that the underlying complex Boolean structure (involving *both* conjunctions and disjunctions) are not amenable to linear programming.

B Symbolically Constructing Characteristic Functions

Fix a probabilistic loop $\mathbf{while}(\varphi) \{ C \}$ and a postexpectation $f \in \mathbb{E}$. We employ a *weakest preexpectation* à la McIver and Morgan [42] to symbolically compute the expectation $\mathbf{wp} \llbracket C \rrbracket (f) \in \mathbb{E}$ that maps every state $s \in S$ to the expected value of postexpectation f evaluated in the final states reached after executing loop body C when started in state s . Formally, the weakest preexpectation transformer $\mathbf{wp}: C \rightarrow (\mathbb{E} \rightarrow \mathbb{E})$ is given by the rules in Table 4. The characteristic function Φ_f of a probabilistic loop $\mathbf{while}(\varphi) \{ C \}$ with respect to postexpectation f is

$$\Phi_f(X) = [\neg\varphi] \cdot f + [\varphi] \cdot \mathbf{wp} \llbracket C \rrbracket (X) .$$

The symbolic template transformer Ψ_f from Proposition 2 is defined analogously for templates instead of arbitrary expectations (notice that all transformations of \mathbf{wp} are syntactic). Every piecewise linear expectation in **LinExp** (or template in **TExp**) can then be converted into a template using the transformation into guarded normal form in [10], where template variables are treated as constants.

Notice that, as long as only finitely many states are reachable, one can alternatively construct the characteristic function by first building the Markov chain underlying a probabilistic loop [31], and then deriving the well-known Bellman operator (cf. [46]). Furthermore, if f is a predicate (i.e. maps states to 0 or 1), the characteristic function corresponds to the least fixed point characterization of reachability probabilities [6, Thm. 10.15].

C Proof of Theorem 1

Claim. For every template $T \in \text{TnExp}$ and $f \in \text{LinExp}$, we have

$$\begin{aligned} & \langle T \rangle \cap \text{AdmInv} \neq \emptyset \\ \text{iff } & \text{Sat} \left(\forall s \in S_\varphi: \underbrace{0 \leq T(s)}_{\text{well-definedness}} \wedge \underbrace{\Psi_f(T)(s) \leq T(s)}_{\text{inductivity}} \wedge \underbrace{T(s) \leq g(s)}_{\text{safety}} \right) \neq \emptyset. \end{aligned}$$

Proof. Recall the definition of AdmInv from our problem statement. Then:

$$\begin{aligned} & \langle T \rangle \cap \text{AdmInv} \neq \emptyset \\ \text{iff } & \exists I \in \langle T \rangle: I \in \text{AdmInv} \\ \text{iff } & \exists I \in \langle T \rangle: 0 \preceq I \wedge \Phi_f(I) \preceq I \wedge I \preceq g \quad (\text{see formal problem statement}) \\ \text{iff } & \exists I \in \langle T \rangle: \forall s \in S: 0 \leq I(s) \wedge \Phi_f(I)(s) \leq I(s) \wedge I(s) \leq g(s) \\ \text{iff } & \exists \mathcal{J}: \forall s \in S: 0 \leq T[\mathcal{J}](s) \wedge \Phi_f(T[\mathcal{J}])(s) \leq T[\mathcal{J}](s) \wedge T[\mathcal{J}](s) \leq g(s) \\ \text{iff } & \exists \mathcal{J}: \forall s \in S_\varphi: 0 \leq T[\mathcal{J}](s) \wedge \Phi_f(T[\mathcal{J}])(s) \leq T[\mathcal{J}](s) \wedge T[\mathcal{J}](s) \leq g(s) \\ & \quad (\text{since } T \text{ is natural and } \text{lfp } \Phi_f \preceq g \text{ by assumption}) \\ \text{iff } & \exists \mathcal{J}: \forall s \in S_\varphi: 0 \leq T[\mathcal{J}](s) \wedge \Psi_f(T)(\mathcal{J})(s) \leq T[\mathcal{J}](s) \wedge T[\mathcal{J}](s) \leq g(s) \\ & \quad (\text{by Proposition 2}) \\ \text{iff } & \text{Sat}(\forall s \in S_\varphi: 0 \leq T(s) \wedge \Psi_f(T)(s) \leq T(s) \wedge T(s) \leq g(s)) \neq \emptyset. \quad \square \end{aligned}$$

D Additional Details on Experiments

D.1 Additional Benchmarks in Table 5

D.2 Example Programs and Properties

– rw:

```

nat x [0,20000];
nat s [1,5];

while(0<x & x<20000 & 1<=s & s \leq 5){
  {x:=x-1}
  [0.5]
  {
    if (x=1){
      s := 1 : 1/5 + 2 : 1/5 + 3 : 1/5 + 4 : 1/5 + 5 : 1/5;
    }else{skip}
    x := x + s;
  }
}
    
```

properties:

1. $f = [x = 20000] + [\text{not}(x = 20000)] * 0$, $g = [x = 1] * 0.4 + [\neg x = 1] * \infty$
2. $f = [x = 20000] + [\text{not}(x = 20000)] * 0$, $g = [x = 1] * 0.3 + [\neg x = 1] * \infty$

Table 5: Completion of Table 3 including all benchmarks.

Prog	$ T $	MONO		safe		plain		
		t	$ S' $	$t_s\%$	t	$ S' $	$t_s\%$	t
rw	12	33	33	28	15	32	20	9
	20	TO	54	34	72	62	16	41
brp	10	11	62	41	23	47	26	9
	17	14	77	75	76	39	20	7
chain	5	1	63	53	3	22	33	1
	23	294	—	—	TO	—	—	TO
multchain	15	TO	203	82	263	154	61	54
	15	TO	186	80	205	141	59	51
gridsmall	17	TO	69	36	16	77	25	12
Oconf	5	1	51	45	2	27	34	1
	23	111	175	64	1123	236	64	863
brpfam	7	no inst.	63	84	70	63	96	356
Oconffam	3	2	34	52	2	37	42	2
eqgridfam	4	9	6	31	1	14	28	1
geo	2	<1	1	15	<1	2	7	<1
kgeo	2	<1	2	21	<1	474	81	27

3. $f = [x = 20000] + [\text{not}(x = 20000)] * 0$, $g = [x = 1] * 0.2 + [\neg x = 1] * \infty$

– brp:

```

nat sent [0,8000000];
nat failed [0,5];

while(failed<5 & sent<8000000){
  {failed:=0; sent:=sent+1}[0.99]{failed:=failed+1}
}

```

properties:

1. $f = [fail = 5] + [\neg(fail = 5)] * 0$,
 $g = [fail \leq 0 \wedge sent \leq 0] * 0.1 + [\neg(fail \leq 0 \wedge sent \leq 0)] * \infty$
2. $f = [fail = 5] + [\neg(fail = 5)] * 0$,
 $g = [fail \leq 0 \wedge sent \leq 0] * 0.001 + [\neg(fail \leq 0 \wedge sent \leq 0)] * \infty$
3. $f = [fail = 5] + [\neg(fail = 5)] * 0$,
 $g = [fail \leq 0 \wedge sent \leq 0] * 0.0008 + [\neg(fail \leq 0 \wedge sent \leq 0)] * \infty$

– brpfam:

```

nat sent [0,8000000];
nat failed [0,5];
nat MAXSENT [0,8000000];

```

```
nat MINFAILED;
```

```
while(failed<MINFAILED&sent<MAXSENT&MAXSENT<=8000000&5<=MINFAILED){
  {failed:=0; sent:=sent+1}[0.99]{failed:=failed+1}
}
```

properties:

1. $f = [fail = MINFAILED] + [\neg(fail = MINFAILED)] * 0.1,$
 $g = [fail \leq 0 \wedge sent \leq 0 \wedge 0 < MAXSENT] * 0.1 + [\neg(fail \leq 0 \wedge sent \leq 0 \wedge 0 < MAXSENT)] * \infty$
2. $f = [fail = MINFAILED] + [\neg(fail = MINFAILED)] * 0.05,$
 $g = [fail \leq 0 \wedge sent \leq 0 \wedge 0 < MAXSENT] * 0.001 + [\neg(fail \leq 0 \wedge sent \leq 0 \wedge 0 < MAXSENT)] * \infty$
3. $f = [fail = MINFAILED] + [\neg(fail = MINFAILED)] * 0.01,$
 $g = [fail \leq 0 \wedge sent \leq 0 \wedge 0 < MAXSENT] * 0.0008 + [\neg(fail \leq 0 \wedge sent \leq 0 \wedge 0 < MAXSENT)] * \infty$

– chain:

```
nat c [0,1];
nat x [0,10000000000000];

while(c<=0 & x<10000000000000){
  {c:=1}[0.000000000001]{x:=x+1}
}
```

properties:

1. $f = [c = 1] + [\neg(c = 1)] * 0,$
 $g = [c = 0 \wedge x = 0] * 0.8 + [\neg(c = 0 \wedge x = 0)] * \infty$
2. $f = [c = 1] + [\neg(c = 1)] * 0,$
 $g = [c = 0 \wedge x = 0] * 0.7 + [\neg(c = 0 \wedge x = 0)] * \infty$
3. $f = [c = 1] + [\neg(c = 1)] * 0,$
 $g = [c = 0 \wedge x = 0] * 0.641 + [\neg(c = 0 \wedge x = 0)] * \infty$

– multchain:

```
nat c [0,1];
nat x [0,100000000];
nat step [0,10];

while(c<=0 & x<10000000 & 0<=step & step <=10){
  if(step=0){
    step:= (1) : 1/10 + (2) : 1/10 + (3) : 1/10
           + (4) : 1/10 + (5) : 1/10+ (6) : 1/10
           + (7) : 1/10+ (8) : 1/10 + (9) : 1/10 + (10) : 1/10;
  }else{
    if(step <= 2){
      {c:=1}[0.0000001]{x:=x+step}
    }else{
      if(step <= 4){
```

```

    {c:=1}[0.0000002]{x:=x+step}
  }else{
    if(step <=6){
      {c:=1}[0.0000003]{x:=x+step}
    }else{
      if(step <=8){
        {c:=1}[0.0000004]{x:=x+step}
      }else{
        {c:=1}[0.0000005]{x:=x+step}
      }
    }
  }
}
}
}

```

properties:

1. $f = [c = 1] + [\neg(c = 1)] * 0,$
 $g = [c = 0 \wedge x = 0 \wedge step = 0] * 0.7 + [\neg(c = 0 \wedge x = 0 \wedge step = 0)] * \infty$
2. $f = [c = 1] + [\neg(c = 1)] * 0,$
 $g = [c = 0 \wedge x = 0 \wedge step = 0] * 0.6 + [\neg(c = 0 \wedge x = 0 \wedge step = 0)] * \infty$
3. $f = [c = 1] + [\neg(c = 1)] * 0,$
 $g = [c = 0 \wedge x = 0 \wedge step = 0] * 0.55 + [\neg(c = 0 \wedge x = 0 \wedge step = 0)] * \infty$

– eqgridfam:

```

nat a;
nat b;
nat N;
nat goal; # initially 0, in the end either 1 or 2

while(a<=N & b<=N & goal=0){
  if(b=N){
    {goal:=1}[0.5]{goal:=2}
  }else{
    if(a=N){
      a:=a-1
    }else{
      {a:=a+1}[0.5]{b:=b+1}
    }
  }
}

```

properties:

1. $f = [goal = 1] + [\neg(goal = 1)] * 0,$
 $g = [a = 0 \wedge b = 0 \wedge goal = 0] * 0.6 + [\neg(a = 0 \wedge b = 0 \wedge goal = 0)] * \infty$

– geo:

```

nat c;
nat x;

```

```

while(c<=0){
  {c:=1}[0.5]{x:=x+1}
}

```

properties:

1. $f = x$,
 $g = [c = 0] * (2x + 1) + [\neg(c = 0)] * \infty$
2. $f = x$,
 $g = [c = 0 \wedge x = 0] * (1) + [\neg(c = 0 \wedge x = 0)] * \infty$

– gridbig:

```

nat a [0,1000];
nat b [0,1000];

while(a<1000 & b<1000){
  {a:=a+1}[0.5]{b:=b+1}
}

```

properties:

1. $f = [a < 1000 \wedge 1000 \leq b] + [\text{not}(a < 1000 \wedge 1000 \leq b)] * 0$,
 $g = [a = 0 \wedge b = 0] * (0.99) + [\neg(a = 0 \wedge b = 0)] * \infty$

– gridsmall:

```

nat a [0,10];
nat b [0,10];

while(a<10 & b<10){
  {a:=a+1}[0.5]{b:=b+1}
}

```

properties:

1. $f = [a < 10 \wedge 10 \leq b] + [\neg(a < 10 \wedge 10 \leq b)] * 0$,
 $g = [a = 0 \wedge b = 0] * (0.8) + [\neg(a = 0 \wedge b = 0)] * \infty$
2. $f = [a < 10 \wedge 10 \leq b] + [\neg(a < 10 \wedge 10 \leq b)] * 0$,
 $g = [a = 0 \wedge b = 0] * (0.7) + [\neg(a = 0 \wedge b = 0)] * \infty$

– kgeo:

```

nat k;
nat N;
nat x;
nat y;

while(k<=N){
  {k:=k+1; y:=y+x; x:=0}[0.5]{x:=x+1}
}

```

properties:

```

1.  $f = y,$ 
    $g = [k \leq \wedge x \leq 0 \wedge y \leq 0] * (N + 1) + [\neg(k \leq \wedge x \leq 0 \wedge y \leq 0)] * \infty$ 
- 0conf:
  nat start [0,1];
  nat established [0,1];
  nat curprobe [0,100000000];

  while(curprobe < 100000000 & established <=0 & start <= 1){

    if(start = 1){
      {start:=0}[0.5]{start:=0; established:=1}}
    else { {curprobe:=curprobe+1}[0.999999999]{start:=1; curprobe:=0} }
    }

  properties:
  1.  $f = [established = 1] + [\neg(established = 1)] * 0,$ 
      $g = [start = 1 \wedge established = 0 \wedge curprobe = 0] * 0.53 + [\neg(start = 1 \wedge established = 0 \wedge curprobe = 0)] * \infty$ 
  2.  $f = [established = 1] + [\neg(established = 1)] * 0,$ 
      $g = [start = 1 \wedge established = 0 \wedge curprobe = 0] * 0.526 + [\neg(start = 1 \wedge established = 0 \wedge curprobe = 0)] * \infty$ 
  3.  $f = [established = 1] + [\neg(established = 1)] * 0,$ 
      $g = [start = 1 \wedge established = 0 \wedge curprobe = 0] * 0.5251 + [\neg(start = 1 \wedge established = 0 \wedge curprobe = 0)] * \infty$ 
- 0conffam:
  nat start [0,1];
  nat established [0,1];
  nat curprobe [0,200000000];
  nat N [100000000,200000000];

  while(curprobe < N & established <=0 & start <= 1 &
        100000000 <= N & N <= 200000000){

    if(start = 1){
      {start:=0} [0.5] {start:=0; established:=1}}
    else { {curprobe:=curprobe + 1}[0.999999999]{start:=1; curprobe:=0} }
    }

  properties:
  1.  $f = [established = 1] + [\neg(established = 1)] * 0,$ 
      $g = [start = 1 \wedge established = 0 \wedge curprobe = 0] * 0.6 + [\neg(start = 1 \wedge established = 0 \wedge curprobe = 0)] * \infty$ 
  2.  $f = [established = 1] + [\neg(established = 1)] * 0,$ 
      $g = [start = 1 \wedge established = 0 \wedge curprobe = 0] * 0.58 + [\neg(start = 1 \wedge established = 0 \wedge curprobe = 0)] * \infty$ 
  3.  $f = [established = 1] + [\neg(established = 1)] * 0,$ 
      $g = [start = 1 \wedge established = 0 \wedge curprobe = 0] * 0.5 + [\neg(start = 1 \wedge established = 0 \wedge curprobe = 0)] * \infty$ 

```