

---

# EFFICIENT ESTIMATION OF MODIFIED TREATMENT POLICY EFFECTS BASED ON THE GENERALIZED PROPENSITY SCORE

---

**Nima S. Hejazi**

Division of Biostatistics,  
Department of Population Health Sciences,  
Weill Cornell Medicine  
nhejazi@berkeley.edu

**David C. Benkeser**

Department of Biostatistics & Bioinformatics,  
Rollins School of Public Health,  
Emory University  
benkeser@emory.edu

**Iván Díaz**

Division of Biostatistics,  
Department of Population Health Sciences,  
Weill Cornell Medicine  
ild2005@med.cornell.edu

**Mark J. van der Laan**

Division of Biostatistics,  
School of Public Health,  
University of California, Berkeley  
laan@berkeley.edu

May 13, 2022

## ABSTRACT

Continuous treatments have posed a significant challenge for causal inference, both in the formulation and identification of scientifically meaningful effects and in their robust estimation. Traditionally, focus has been placed on techniques applicable to binary or categorical treatments with few levels, allowing for the application of propensity score-based methodology with relative ease. Efforts to accommodate continuous treatments introduced the generalized propensity score, yet estimators of this nuisance parameter commonly utilize parametric regression strategies that sharply limit the robustness and efficiency of inverse probability weighted estimators of causal effect parameters. We formulate and investigate a novel, flexible estimator of the generalized propensity score based on a nonparametric function estimator that provably converges at a suitably fast rate to the target functional so as to facilitate statistical inference. With this estimator, we demonstrate the construction of nonparametric inverse probability weighted estimators of a class of causal effect estimands tailored to continuous treatments. To ensure the asymptotic efficiency of our proposed estimators, we outline several non-restrictive selection procedures for utilizing a sieve estimation framework to under-smooth estimators of the generalized propensity score. We provide the first characterization of such inverse probability weighted estimators achieving the nonparametric efficiency bound in a setting with continuous treatments, demonstrating this in numerical experiments. We further evaluate the higher-order efficiency of our proposed estimators by deriving and examining the second-order remainder, a quantity of independent theoretical interest, of the efficient influence function expansion of the statistical target parameter in the nonparametric model. Open source software implementing our proposed estimation techniques, the `haldensify` R package, is briefly introduced.

## 1 Introduction

From the biomedical and health sciences to the social and economic sciences, research efforts often aim to quantify the causal impacts of intervening on continuous or ordinal treatments. Evaluating the causal effects of such treatments opens the door to addressing myriad complex scientific questions; examples include evaluating the impacts of increased physical exercise on aging in the elderly (Díaz & van der Laan, 2012), reductions in surgical operating time on post-surgical health outcomes (Haneuse & Rotnitzky, 2013), changes in vaccine-induced immunologic response on disease risk (Hejazi et al., 2020b), total nurse hours per patient on hospital readmission risk (McHugh et al., 2013), and mortality reduction from delay-in-intubation policies for COVID-19 patients (Díaz et al., 2022). Formulation of

the causal effects of continuous treatments coincides most naturally with scientific parameters capturing dose-response phenomena, such as the *causal* dose-response curve (Imbens, 2000; Díaz & van der Laan, 2013; Kennedy et al., 2017).

Unfortunately, the definition of counterfactual parameters for continuous treatments requires significant care. While counterfactual random variables provide a formalism to describe the values an outcome measurement would have taken if, possibly counter-to-fact, a specific level of the treatment had been assigned (instead of that observed), for continuous treatments, the set of enumerable counterfactuals grows quickly intractable. A prominent simplification is coarsening, or discretization into countably few categories, of a continuous treatment. The adoption of such a strategy significantly narrows the set of relevant counterfactual values of the outcome (i.e., constraining the set of potential outcomes), thereby allowing for the straightforward application of standard, well-studied parameters (e.g., the average treatment effect) and their corresponding estimators. Despite their convenience, such coarsening strategies come at the cost of ignoring fundamental scientific knowledge about the system under study and can cause significant bias when certain assumptions about the treatment go unmet (Stitelman et al., 2010).

The consideration of continuous treatments leads to a host of complications for the formulation, identification, and estimation of causal effects, usually necessitating non-standard analytic techniques for their resolution. While the analysis of the causal dose-response curve and related estimands brings with it many statistical challenges (e.g., lack of asymptotic linearity), several recent efforts have borne fruit: Díaz & van der Laan (2013) proposed a doubly robust substitution estimator of the dose-response curve’s risk; Kennedy et al. (2017) developed an estimation strategy based on locally linear smoothing; van der Laan et al. (2018a) considered cross-validated targeted minimum loss estimation of a general class of non-standard parameters, including the dose-response curve as an example; and Westling et al. (2020) formulated a monotone nonparametric estimator of the dose-response curve. These methodological advances notwithstanding, deploying such approaches may yet require the consideration of scientifically unrealistic counterfactual variables and infeasible intervention schedules. Accordingly, alternative frameworks for working with continuous treatments have been pursued.

One such framework is based on the causal effects of *stochastic* interventions (Stock, 1989; Díaz & van der Laan, 2012; Haneuse & Rotnitzky, 2013; Young et al., 2014), which consider setting the post-intervention treatment level to a random draw from an investigator-specified distribution. This approach makes for a highly flexible means of defining counterfactual random variables — even static interventions are a special case (i.e., in which the post-intervention treatment value is drawn from a degenerate distribution with all mass placed on a single treatment level). To ensure scientifically meaningful counterfactuals, careful attention must be paid to defining the particular distribution from which the post-intervention treatment value is drawn. A popular strategy draws such treatment values from a modification of the naturally occurring treatment distribution. Counterfactuals defined in this way are often better aligned with plausible future interventions that may be engineered by scientific or policy initiatives. Recent efforts have provided several candidate approaches (e.g., Díaz & van der Laan, 2012; Haneuse & Rotnitzky, 2013; Young et al., 2014; Kennedy, 2019; Díaz et al., 2021) for identifying and estimating the causal effects of stochastic interventions, including longitudinal treatment regimens. The framework of stochastic interventions is further distinguished by its generalizability, which has allowed for recent extensions to settings with complex path-specific effects and treatment-modulated mediating variables (e.g., Díaz & Hejazi, 2020; Díaz et al., 2020; Hejazi et al., 2022b).

Although stochastic interventions appear a promising avenue, estimation strategies formulated within this framework run aground of a familiar issue: consistent estimation of the *generalized* propensity score (Hirano & Imbens, 2004) (i.e., conditional treatment density given covariates) is necessary. The generalized propensity score is a commonly required ingredient for evaluating the causal effects of continuous treatments, both within and without the stochastic intervention framework. For example, Robins et al. (2000) posited a marginal structural model, using inverse probability weights to estimate its parameters. Bahadori et al. (2021) extended this approach by introducing generalized stable weights, estimable via entropy balancing. Avoiding direct modeling of the outcome, Hirano & Imbens (2004) formulated an adjustment procedure, based on covariate-balancing, for estimation of this treatment mechanism. Along similar lines, Imai & Van Dyk (2004) considered direct extensions of the propensity score to multi-level treatments, while Galvao & Wang (2015) proposed a two-step semiparametric-efficient estimator using inverse weighting based on the generalized propensity score. Despite its prevalence, most proposals rely on assumptions imposing restrictive parametric forms to facilitate estimation of this quantity, though flexible estimators leveraging advances in machine learning have begun to attract attention (e.g., Díaz & van der Laan, 2011; Zhu et al., 2015). Numerical studies examining how estimation of the generalized propensity score impacts the evaluation of the causal effects of continuous treatments were contributed by Austin (2018).

In the present manuscript, we discuss flexible semiparametric strategies for estimation of the generalized propensity score, presented within the context of evaluating the causal effects of stochastic interventions on continuous treatments. We highlight a nonparametric estimator of the conditional treatment density formulated via pooled hazard regression. Building upon this estimator, we develop and evaluate a unique class of nonparametric inverse probability weighted

(IPW) estimators capable of asymptotically achieving the nonparametric efficiency bound, most often only attainable within doubly robust estimation frameworks. We additionally discuss the open source `haldensify` (Hejazi et al., 2022a) software package, for the R statistical programming language and environment (R Core Team, 2022), which implements both our generalized propensity score and nonparametric IPW estimators.

## 2 Preliminaries

### 2.1 Problem formulation and notation

Let  $W \in \mathcal{W}$  denote a vector of baseline covariates,  $A \in \mathcal{A}$  a real-valued continuous (or ordinal) treatment, and  $Y \in \mathcal{Y}$  an outcome of interest. To formalize the causal question of interest, we introduce a structural causal model (SCM) to describe the data-generating process (Pearl, 2009). Specifically, we assume the following system of structural equations generates the observed data for a single unit:

$$W = f_W(U_W); A = f_A(W, U_A); Y = f_Y(A, W, U_Y),$$

where  $\{f_W, f_A, f_Y\}$  are deterministic functions, and  $\{U_W, U_A, U_Y\}$  are exogenous random variables. Importantly, the SCM implies a model for the distribution of counterfactual random variables, which are generated by specific interventions on the data-generating process. The standard identification assumptions of consistency ( $Y^{d(a,w)} = Y$  in the event  $A = d(a, w)$ ) and lack of interference (Cox, 1958) hold as derived properties of this SCM (for a discussion on the former, see Pearl, 2010). The complete (unobserved) data unit (Neyman, 1938) is  $X = (W, Y_a : a \in \mathcal{A})$ , where the counterfactuals  $Y_a$  are the potential outcomes corresponding to the values the outcome would take under each possible value in the support of the treatment  $\mathcal{A}$ . We will focus on the estimation of counterfactual treatment parameters that are functionals of the distribution of  $X$ .

We consider the data on a single observational unit  $O$ , denoted  $O = (W, A, Y)$ , as arising from  $P_0$ , the true generating distribution of  $O$ . Assuming access to  $n$  i.i.d. copies of  $O$ , we use  $P_n$  to denote the empirical distribution of  $O_1, \dots, O_n$ . At times, it will prove convenient to use standard notation from empirical process theory; specifically, we will write  $P_n f := n^{-1} \sum_{i=1}^n f(O_i)$  and, more generally,  $Pf := \int f(O) dP$  on occasion. Assuming only that  $P_0$  is an element of the nonparametric statistical model  $\mathcal{M}$ , i.e.,  $P_0 \in \mathcal{M}$ , we strive to avoid placing undue restrictions on the form of  $P_0$ . We use  $p_0$  to denote the density of  $O$ , which evaluated on a typical observation  $o$ , is

$$p_0(o) = q_{0,Y}(y \mid A = a, W = w) g_{0,A}(a \mid W = w) q_{0,W}(w),$$

where  $q_{0,Y}$  denotes the conditional density of  $Y$  given  $\{A, W\}$  with respect to some dominating measure,  $g_{0,A}$  the conditional density of  $A$  given  $W$  with respect to dominating measure  $\mu$ , and  $q_{0,W}$  the density of  $W$  with respect to dominating measure  $\nu$ .

Counterfactual quantities of interest may be defined by specific interventions that alter the structural equation  $f_A$  and “surgically” insert post-intervention treatment values in place of the values that would be naturally generated by  $f_A$ . A familiar example comes in the form of *static interventions*, which are defined by replacing  $f_A$  with a specific value, selected *a priori*,  $a \in \mathcal{A}$ . When  $|\mathcal{A}|$ , the cardinality of  $\mathcal{A}$ , is small (that is, there are few possible treatment values) contrasts of the counterfactual means of static interventions under each  $a \in \mathcal{A}$  can prove informative. On the other hand, when  $|\mathcal{A}|$  is large or uncountable (e.g., when  $A \in \mathbb{R}$ , i.e., is continuous), the evaluation of many such counterfactuals is of questionable scientific relevance and is theoretically challenging.

A *stochastic intervention* modifies the value  $A$  would naturally assume, i.e.,  $A = f_A(W, U_A)$ , by replacing it with a draw from a post-intervention distribution  $\tilde{g}_{0,A}(\cdot \mid W)$  (n.b., the naught subscript emphasizes that this distribution may depend on the true, but unknown, data-generating distribution  $P_0$ ). Of course, a stochastic intervention may be designed to collapse into a static intervention simply by selecting the post-intervention distribution  $\tilde{g}_{0,A}(\cdot \mid W)$  to be degenerate, so as to place all mass on a single point  $a \in \mathcal{A}$ . The taxonomy of stochastic interventions is, as of yet, somewhat lacking in structure — specifically, the term has also widely been used to describe intervention regimes that exhibit a degree of randomness even after conditioning on baseline covariates  $W$ . With respect to this perspective, we note that static interventions are completely deterministic and that dynamic interventions, which assign treatment based on  $W$ , are deterministic conditional on  $W$ . Throughout this work, we focus on intervention regimes to which this latter definition of stochastic intervention may be ascribed.

Using the former definition, Díaz & van der Laan (2012) described a stochastic intervention that draws  $A$  from a distribution such that  $\tilde{g}_{0,A}(a \mid W) = g_{0,A}(a - \delta(W) \mid W)$  for all  $a \in \mathcal{A}$ . Shortly thereafter, Haneuse & Rotnitzky (2013), taking the latter definition, showed that estimation of the causal effect attributable to the stochastic intervention of Díaz & van der Laan (2012) is equivalent to the effect of an investigator-supplied hypothetical intervention modifying the value  $A$  would naturally assume according to a regime  $d(a, w; \delta) = a + \delta(w)$ . These authors go on to characterize a broad class of interventions by introducing the assumption of *piecewise smooth invertibility*.

**A1** (Piecewise smooth invertibility). For each  $w \in \mathcal{W}$ , assume that the interval  $\mathcal{I}(w) = (l(w), u(w))$  may be partitioned into subintervals  $\mathcal{I}_{\delta,j}(w) : j = 1, \dots, J(w)$  such that the regime  $d(a, w; \delta)$  is equal to some  $d_j(a, w; \delta)$  in  $\mathcal{I}_{\delta,j}(w)$  and  $d_j(\cdot, w; \delta)$  has inverse function  $b_j(\cdot, w; \delta)$  with derivative  $b'_j(\cdot, w; \delta)$ .

Assumption **A1** can be used to show that the intervention implied by the regime  $d(A, W; \delta)$  may be interpreted as acting on the individual level (Young et al., 2014), deviating from the former definition of stochastic intervention utilized by Díaz & van der Laan (2012) and others. Importantly, the regime  $d(A, W; \delta)$  may depend on both covariates  $W$  and the treatment  $A$  that would be assigned in the absence of the regime (i.e., the *natural* value of treatment); consequently, this has been termed a *modified treatment policy* (MTP). Intervention regimes that obey the MTP definition constitute an important class of stochastic interventions of the second variety (n.b., these regimes are non-deterministic conditional on  $W$  as they also depend on  $A$ ). Both Haneuse & Rotnitzky (2013) and Díaz & van der Laan (2018) were motivated by counterfactual questions of modifying an assigned treatment, the former seeking to evaluate the effect on patient health of reducing surgical operating time and the latter by the effect of adjusting prescribed exercise regimens based on the athletic habits of patients. Conveniently, both sets of authors considered an MTP of the form:

$$d(a, w; \delta) = \begin{cases} a + \delta(w) & \text{if } a + \gamma \leq u(w) \\ a & \text{if } a + \gamma > u(w) \end{cases}, \text{ where } \delta(w) = \gamma \in \mathbb{R} \quad (1)$$

and  $u(w)$  is the maximum value in the conditional support of  $g_{0,A}(\cdot \mid W = w)$ . While an intuitively useful MTP, in many settings, an additive alteration to the natural value of  $A$  may prove inadequate for the construction of an actionable policy. This arises, for example, in environmental epidemiology, in which it is often of interest to evaluate the effect attributable to multiplicative reductions to, say, environmental alerts (e.g., Wu et al., 2021). Fortunately, MTPs can be tailored to such uses-cases easily:

$$d(a, w; \delta) = \begin{cases} a \times \delta(w) & \text{if } a \times \gamma \leq u(w) \\ a & \text{if } a \times \gamma > u(w) \end{cases}, \text{ where } \delta(w) = \gamma \in \mathbb{R}. \quad (2)$$

The MTPs in equations (1) and (2) can be seen as generating a counterfactual outcome  $Y_{d(A,W;\delta)} := f_Y(d(A, W; \delta), W, U_Y)$  whose distribution we denote  $P_{0,\delta}^\delta$ . The goal, then, is to identify and estimate  $\psi_{0,\delta} := \mathbb{E}_{P_{0,\delta}^\delta}\{Y_{d(A,W;\delta)}\}$ , the mean of this counterfactual outcome.

## 2.2 Identification of the population intervention effect

Using the population intervention effect (PIE) framework (Hubbard & van der Laan, 2008), Díaz & van der Laan (2012, 2018) introduced the PIE for stochastic interventions  $\theta_{0,\delta} := \psi_{0,\delta} - \mathbb{E}Y$ . As  $\mathbb{E}Y$  is trivially estimable, their efforts focused on identifying and estimating  $\psi_{0,\delta}$ . For the MTP (1), these authors showed  $\psi_{0,\delta}$  to be identified by

$$\begin{aligned} \psi_{0,\delta} &= \int_{\mathcal{W}} \int_{\mathcal{A}} \bar{Q}_{0,Y}(a, w) \tilde{g}_{0,A}(a \mid W = w) q_{0,W}(w) d\mu(a) d\nu(w) \\ &= \int_{\mathcal{W}} \int_{\mathcal{A}} \bar{Q}_{0,Y}(d(a, w; \delta), w) g_{0,A}(a \mid W = w) q_{0,W}(w) d\mu(a) d\nu(w), \end{aligned} \quad (3)$$

where  $\bar{Q}_{0,Y}(a, w) := \mathbb{E}_{P_0}\{Y \mid A = a, W = w\}$ , the conditional mean of  $Y$  given  $A = a$  and  $W = w$ , as implied by  $P_0$ , and  $g_{0,A}(a \mid W = w)$  is the conditional density of the treatment. We stress that the equivalence in equation (3) holds only when the post-intervention treatment density  $\tilde{g}_{0,A}$  arises from a regime  $d(A, W; \delta)$  adhering to Assumption **A1**, which facilitates use of the change-of-variable formula in the integral expressions. This mathematical convenience allows identification of  $\psi_{0,\delta}$  by replacing evaluation of the expectation  $\bar{Q}_{0,Y}(a, w)$  under the counterfactual treatment density  $\tilde{g}_{0,A}$  with evaluation of the post-modification outcome mechanism  $\bar{Q}_{0,Y}(d(a, w; \delta), w)$  under the natural treatment density  $g_{0,A}$ . This has proven to be a significant simplification, essential for the formulation of efficient estimators that are computationally feasible (e.g., Díaz & van der Laan, 2018; Hejazi et al., 2020b). Considerations necessary for appropriately expressing  $\tilde{g}_{0,A}$  in terms of  $g_{0,A}$  for the MTPs (1) and (2), whether  $A$  is continuous or discrete-valued, have been previously outlined by Haneuse & Rotnitzky (2013) and Díaz et al. (2022, see equations (6) and (7)). Throughout, in a minor abuse of notation, we will use  $\tilde{g}_{0,A}$  to refer to the appropriate post-intervention treatment density for the MTPs (1) and (2).

For the statistical functional (3) to correspond to the causal estimand  $\psi_{0,\delta}$ , several standard but untestable assumptions are required, including the following.

**A2** (No unmeasured confounding). Assume  $A \perp\!\!\!\perp Y^{d(a,w;\delta)} \mid W = w$ .

**A3** (Positivity). Assume  $a \in \mathcal{A} \implies d(a, w; \delta) \in \mathcal{A} \mid W = w \forall w \in \mathcal{W}$ .

The positivity assumption [A3](#), required to establish equation (3), is unlike its analog for simpler (i.e., static or dynamic) intervention regimes. Instead of requiring positive mass to be placed across all treatment levels for all covariate strata  $w \in \mathcal{W}$ , this positivity condition requires only that the post-intervention treatment mechanism be bounded, i.e.,  $\mathbb{P}_{P_0}\{\tilde{g}_{0,A}(A | W)/g_{0,A}(A | W) < \infty\} = 1$ , which may generally be satisfied by a suitable choice of the parameter  $\delta(W)$  in an MTP  $d(A, W; \delta)$ . Importantly, this assumption ensures that the post-intervention treatment density  $\tilde{g}_{0,A}$  does not place mass at points in the support at which  $g_{0,A}$  places no mass, leading to well-defined counterfactuals.

### 2.3 Efficient influence function of the population intervention effect

Beyond their careful study of the identification of this causal effect, [Díaz & van der Laan \(2012, 2018\)](#) derived the *efficient influence function* (EIF), a quantity central to semiparametric efficiency theory, of  $\psi_{0,\delta}$  in the nonparametric model  $\mathcal{M}$ . Using the EIF, these authors proposed asymptotically efficient doubly robust estimators constructed based on the form of the EIF. When evaluated on a typical observation  $o$ , the EIF is

$$D^*(P_0)(o) = H_0(a, w)\{y - \bar{Q}_{0,Y}(a, w)\} + \bar{Q}_{0,Y}(d(a, w; \delta), w) - \psi_{0,\delta}, \quad (4)$$

where the auxiliary covariate  $H(a, w)$  takes the form  $H_0(a, w) = \tilde{g}_{0,A}(a | w)/g_{0,A}(a | w)$ . The EIF characterizes the best possible asymptotic variance, or nonparametric efficiency bound, of all regular asymptotically linear estimators of  $\psi_{0,\delta}$  and is thus usually a critical ingredient in the development of efficient estimation strategies. While the expression of the EIF appearing in equation (4) is suitable for the construction of efficient estimators, it arises from a von Mises expansion ([von Mises, 1947](#); [Bickel et al., 1993](#); [van der Laan & Robins, 2003](#)) of the parameter functional  $\Psi_\delta : \mathcal{M} \rightarrow \mathbb{R}$  at the distributions  $P, P_0 \in \mathcal{M}$ :

$$\begin{aligned} n^{1/2}(\Psi_\delta(P) - \Psi_\delta(P_0)) &= n^{-1/2}P(D^*(P_0)(O) - D^*(P)(O)) \\ &\quad + n^{1/2}(P - P_0)(D^*(P)(O) - D^*(P_0)(O)) \\ &\quad - n^{1/2}R_2(P, P_0). \end{aligned} \quad (5)$$

Equation (5) is critically important to characterizing the asymptotic behavior of regular and asymptotically linear estimators of  $\Psi_\delta(P_0) \equiv \psi_{0,\delta}$ . The first term can be shown to converge readily to a zero-centered Gaussian distribution with variance equal to the variance of the EIF, i.e.,  $N(0, P_0 D^*(P_0)(O)^2)$ , by the central limit theorem. The second term, which corresponds to “plug-in bias”, generally fails to vanish asymptotically, motivating the development of specialized correction strategies for this express purpose (e.g., the targeted learning framework of [van der Laan & Rose \(2011, 2018\)](#)). Under standard empirical process conditions (on nuisance parameter estimators), the third and fourth terms can be shown to converge to zero in probability; moreover, cross-validation can be used to circumvent even these conditions ([Klaassen, 1987](#); [Zheng & van der Laan, 2011](#)). The last term  $R_2(P, P_0)$  of the expansion (5) is a second-order remainder associated to the scaled difference of  $\Psi_\delta(P)$  and  $\Psi_\delta(P_0)$ ; furthermore, it is typical to assume necessary rates of nuisance parameter convergence such that  $R_2(P, P_0) = o_p(n^{-1/2})$ . Such an assumption would be satisfied, for example, if all nuisance estimators were to converge to their target functionals at  $n^{-1/4}$ -rate. Still, characterizing the exact form of this remainder can be informative from a theoretical perspective; thus, we present such a characterization in Section 3.2. Under standard conditions, the asymptotic efficiency of regular asymptotically linear estimators may be described in terms of the EIF:

$$\psi_{n,\delta} - \psi_{0,\delta} = n^{-1} \sum_{i=1}^n D^*(P_0)(O_i) + o_p(n^{-1/2}),$$

where  $\psi_{n,\delta} \equiv \Psi_\delta(P_n)$  is an asymptotically linear estimator of the target parameter  $\psi_{0,\delta}$ . The form of the expansion makes clear that the EIF may serve as a measure of the quality of the estimator  $\psi_{n,\delta}$ , and that an estimator must be a solution to the EIF estimating equation in order to achieve asymptotic efficiency.

### 2.4 Estimation of the population intervention effect

For estimation of  $\psi_{0,\delta}$ , [Díaz & van der Laan \(2018\)](#) defined a direct (or, substitution) estimator based on the G-computation formula. This estimator takes the form

$$\begin{aligned} \psi_{n,\delta}^{\text{SUB}} &:= \int \bar{Q}_{n,Y}(d(a, w; \delta), w) dQ_{n,AW}(a, w) \\ &= n^{-1} \sum_{i=1}^n \bar{Q}_{n,Y}(d(A_i, W_i; \delta), W_i), \end{aligned} \quad (6)$$



where  $Q_{n,AW}(a, w)$  is merely an appropriate estimate of the joint distribution of  $(A, W)$ . An inverse probability weighted (IPW) estimator of  $\psi_{0,\delta}$  takes the form

$$\begin{aligned}\psi_{n,\delta}^{\text{IPW}} &= n^{-1} \sum_{i=1}^n H_n(A_i, W_i) Y_i \\ &= n^{-1} \sum_{i=1}^n \frac{\tilde{g}_{n,A}(A_i | W_i)}{g_{n,A}(A_i | W_i)} Y_i.\end{aligned}\tag{7}$$

Popular in practice, the stabilized IPW estimator, an adaptation of the estimator of equation (7), uses standardization to reduce the impact of unstable inverse weights:

$$\psi_{n,\delta}^{\text{IPW}} = n^{-1} \sum_{i=1}^n \frac{H_n(A_i, W_i)}{\bar{H}_n(A, W)} Y_i,\tag{8}$$

where  $\bar{H}_n(A, W) = n^{-1} \sum_{i=1}^n H_n(A_i, W_i)$ . In equations (6), (7), (8), and the sequel, the subscript  $n$  denotes the use of estimated quantities in lieu of their true counterparts, that is,  $g_{n,A}$  is simply an estimate of the conditional treatment density  $g_{0,A}$ , while  $\bar{Q}_{n,Y}$  is an estimate of the outcome mechanism  $\bar{Q}_{0,Y}$ . Relevant to our discussion of  $H(A, W)$ , [Díaz et al. \(2021\)](#), attempting to avoid the laborious task of density estimation, proposed direct estimation of this ratio of inverse probability weights, utilizing a re-parameterization based on the odds of a variable in an artificial dataset constructed so as to include records for all units under both  $\tilde{g}_{0,A}$  and  $g_{0,A}$ . Their approach adapted earlier ideas exploited by, among others, [Qin \(1998\)](#), [Cheng & Chu \(2004\)](#), and [van der Laan et al. \(2018b\)](#) in the context of causal inference and explored independently in the context of general machine learning (e.g., [Sugiyama et al., 2010, 2012](#)). Recently, [Nugent & Balzer \(2021, see page 8\)](#), in demonstrating causal inference with MTPs, praised the computational convenience of the direct ratio estimation approach, relative to direct estimation of the conditional density  $g_{0,A}$ . Yet, this approach is only applicable in *limited settings*. To see this, consider the following shortcomings of this approach. Firstly, direct ratio estimation is prone to producing biased estimated weights, which arise from the direct estimate taking nonzero values even when  $\tilde{g}_{0,A}$  is truly zero. This amounts to an artificial (that is, algorithmically induced) violation of the Assumption A3 (on positivity), requiring manual correction even in standard software implementations. Secondly, there are numerous settings in which such a re-parameterization categorically fails, including in the estimation of weights for stochastic interventions that are not MTPs or in causal mediation analysis with and without MTPs (e.g., [Díaz & Hejazi, 2020](#)). Thirdly, and perhaps most critically, the ratio of inverse probability weights is not amenable to likelihood-based estimation or inference, as it is not itself a component of the underlying likelihood of the data-generating process. Lastly, such a representation leads to “artificial” score terms that are incompatible with scores based on  $g_{0,A}$ , severely complicating any efforts to derive semiparametric-efficient estimators within several well-studied frameworks.

Both the direct estimator  $\psi_{n,\delta}^{\text{SUB}}$  and the IPW estimator  $\psi_{n,\delta}^{\text{IPW}}$  require estimation of only a single nuisance parameter — the outcome mechanism and the conditional treatment density, respectively — but are well-known to be irregular when the corresponding nuisance parameter is estimated flexibly, suffer from residual asymptotic bias, and generally fail to achieve the nonparametric efficiency bound. What’s more, neither estimator is asymptotically linear for  $\psi_{0,\delta}$  when flexible regression strategies are used for nuisance parameter estimation, significantly limiting the real-world scenarios in which these approaches may be successfully applied. These notable issues, among others, have contributed to the rise in popularity of doubly robust estimators; accordingly, we briefly review two such estimators of  $\psi_{0,\delta}$  in Section S4 of the [Supplementary Materials](#). Taking an alternative perspective, we focus instead on a nonparametric estimator  $g_{n,A}$  of the generalized propensity score  $g_{0,A}$ , which when coupled with sieve estimation techniques and semiparametric efficiency theory, facilitates the construction of nonparametric and asymptotically efficient IPW estimators of  $\psi_{0,\delta}$ .

## 2.5 The highly adaptive lasso estimator

In our subsequent developments, we make use of a nonparametric function estimator, the highly adaptive lasso (HAL) ([van der Laan, 2017](#); [van der Laan & Bibaut, 2017](#)). The HAL estimator approximates a functional parameter of interest (e.g., conditional mean, hazard, density, conditional density) using a linear combination of basis functions, with the requirement that the target functional parameter belong to the set of càdlàg (i.e., right-hand continuous with left-hand limits) functions with sectional variation norm bounded by a finite (but unknown) constant, a *global* constraint that limits the degree of variability that the target functional can exhibit. Similarly positioned approaches in nonparametric estimation generally make use of a different set of *local* smoothness assumptions. While developments similar to those appearing the sequel may be possible under this differing set of assumptions, pursuing such a course of study lies outside of the scope of this work.

For any function  $f \in \mathcal{D}[0, \tau]$ , the Banach space of  $d$ -variate real-valued càdlàg functions on a cube  $[0, \tau] \in \mathbb{R}^d$ , the sectional variation norm of  $f$  may be expressed

$$\|f\|_v^* := |f(0)| + \sum_{s \subset \{1, \dots, d\}} \int_{0_s}^{\tau_s} |df_s(u_s)|,$$

where  $s$  are subsets of  $\{0, 1, \dots, d\}$ , defined by partitioning  $[0, \tau]$  in  $\{0\} \cup \cup_s (0_s, \tau_s]$ , with the sum taken over all subsets of the coordinates  $\{0, 1, \dots, d\}$ . For a given subset  $s \subset \{0, 1, \dots, d\}$ , define  $u_s := (u_j : j \in s)$  and  $u_{-s}$  as the complement of  $u_s$ ; then,  $f_s : [0_s, \tau_s] \rightarrow \mathbb{R}$ , defined as  $f_s(u_s) := f(u_s, 0_{-s})$ . Thus,  $f_s(u_s)$  is a section of  $f$  that sets the components in the complement of  $s$  to zero, that is, allowing variation only along components within  $u_s$ . Per [Qiu et al. \(2021\)](#), this definition of variation norm corresponds with that of Hardy-Krause variation ([Owen, 2005](#)).

[van der Laan \(2015, 2017\)](#) proved that the HAL estimator converges to the target functional at a rate faster than  $n^{-1/4}$ , without any contribution from the dimensionality  $d$  of the problem at hand, so long as  $d$  remains fixed. Subsequent theoretical investigations improved this rate of convergence to  $n^{-1/3} \log(n)^{d/2}$  ([Bibaut & van der Laan, 2019](#)), with ongoing work yielding promising further improvements still ([van der Laan, 2022](#)). The HAL estimator proceeds in two steps. To start, a rich set of indicator (or higher-order, i.e., spline) basis functions are generated to represent the target functional; this step is a mapping of the covariate space in terms of the HAL basis. Subsequently, lasso regression ([Tibshirani, 1996](#)) is applied to a linear combination of these basis functions, minimizing the expected value of an appropriately chosen loss function while constraining the  $L_1$ -norm of the vector of coefficients to be bounded by a finite constant matching the sectional variation norm of the HAL representation of the target functional. [Benkeser & van der Laan \(2016\)](#) first demonstrated the utility of the HAL estimator in an extensive series of numerical experiments. The HAL estimator is implemented in the free and open source `hal9001` package ([Coyle et al., 2022](#); [Hejazi et al., 2020a](#)) for the R language and environment for statistical computing ([R Core Team, 2022](#)).

When a nuisance parameter of interest is taken as the target functional, the HAL estimator may be applied to generate initial estimates, under the assumption that the true nuisance parameter functional (e.g., the generalized propensity score) is of finite sectional variation. When the nuisance parameter  $\eta$ , with arbitrary input  $Z$ , is real-valued, its HAL representation may be expressed

$$\begin{aligned} \eta(z) &= \eta(0) + \sum_{s \subset \{1, \dots, d\}} \int_{0_s}^{z_s} d\eta_s(u_s) \\ &= \eta(0) + \sum_{s \subset \{1, \dots, d\}} \int_{0_s}^{\tau_s} \mathbb{I}(u_s \leq z_s) d\eta_s(u_s), \end{aligned} \quad (9)$$

which can be approximated by the use of a discrete measure placing mass on each observed  $Z_{s,i}$ . When the range of  $\eta$  is the unit interval, an analogous approach, using instead  $\text{logit}(\eta)$ , may be leveraged based on a representation of [Gill et al. \(1995\)](#); notably, [Ertefaie et al. \(2022\)](#) work with this representation in using HAL regression for estimation of the propensity score in the case of binary treatments. Now, take  $Z_{s,i}$  to be support points of  $\eta_s$  and let  $\phi_{s,i}(c_s) := \mathbb{I}(Z_{s,i} \leq c_s)$ , then

$$\eta_\beta = \beta_0 + \sum_{s \subset \{1, \dots, d\}} \sum_{i=1}^n \beta_{s,i} \phi_{s,i},$$

where  $|\beta_0| + \sum_{s \subset \{1, \dots, d\}} \sum_{i=1}^n |\beta_{s,i}|$  is an approximation of the sectional variation norm of  $\eta$ . The loss-based HAL estimator  $\beta_n$  may then be defined

$$\beta_{n,\lambda} = \underset{\beta: |\beta_0| + \sum_{s \subset \{1, \dots, d\}} \sum_{i=1}^n |\beta_{s,i}| < \lambda}{\text{argmin}} \quad n^{-1} \sum_{i=1}^n L(\eta_\beta)(O_i),$$

where  $L(\cdot)$  is an appropriately chosen loss function; see [Dudoit & van der Laan \(2005\)](#) for an illuminating discussion of appropriate choices of loss function for a range of loss-based estimation problems. Salient to our goal of estimating the generalized propensity score, the negative log-density loss,  $L(\eta) = -\log(p_\eta)$ , is suitable for density estimation. Finally, the HAL estimate of  $\eta$  may be denoted  $\eta_{n,\lambda} \equiv \eta_{\beta_{n,\lambda}}$ . Each choice of the regularization term  $\lambda$  corresponds to a unique HAL estimator, though methods for the selection of  $\lambda$  must be tailored to the estimation goal in order to yield suitable candidate estimators.

### 3 Efficient estimation with the generalized propensity score

We now turn to procedures for estimation of the generalized propensity score  $g_{0,A}$ , from which we may be able to subsequently develop efficient, nonparametric estimators of  $\psi_{0,\delta}$ . For compatibility with our subsequent theoretical

results, we present our conditional density estimation procedure in the context of the HAL estimator discussed in Section 2.5; this is chiefly for three reasons. Firstly, formal theoretical results guarantee a suitable convergence rate for estimator construction when the HAL estimator is used to approximate nuisance functionals (van der Laan, 2017). Secondly, contemporaneous efforts have made progress in developing efficient direct and IPW estimators of low-dimensional parameters in causal inference settings (e.g., van der Laan et al., 2019; Ertefaie et al., 2022). Thirdly, the HAL regression algorithm is readily available and accessible via the free and open source `hal9001` R package (Coyle et al., 2022; Hejazi et al., 2020a).

In considering estimation of  $g_{0,A}$ , a straightforward strategy involves assuming a parametric working model for a few moments of the density functional, allowing the use of standard regression techniques to generate suitable estimates (Robins et al., 2000; Hirano & Imbens, 2004; Imai & Van Dyk, 2004). For example, one could operate under the working assumption that the density of  $A$  given  $W$  follows a Gaussian distribution with homoscedastic variance and mean  $\sum_{j=1}^p \beta_j \phi_j(W)$ , where  $\phi = (\phi_j : j)$  are user-specified basis functions and  $\beta = (\beta_j : j)$  are unknown regression parameters. Under such a regime, a density estimate could be generated by fitting a linear regression of  $A$  on  $\phi(W)$  to estimate  $\mathbb{E}[A | W]$ , paired with maximum likelihood estimation of the variance of  $A$ . In this case, the estimated conditional density would be given by the density of a Gaussian distribution evaluated at these estimates. While a reasonable approach, such a strategy makes strong parametric assumptions about the form of the conditional density functional and is, on this account, more prone to model misspecification than alternative strategies that strive to limit reliance on such structural assumptions.

Constructing a flexible density estimator is a more challenging problem, as the set of available tools is considerably limited. These limitations motivated our investigations of novel conditional density estimation techniques capable of incorporating arbitrary regression functions, which have been formulated and applied sporadically in causal inference (e.g., van der Laan, 2010; Sofrygin et al., 2019). We next describe a particularly flexible class of nonparametric estimators, implemented in our `haldensify` R package (Hejazi et al., 2022a); two alternative, more restrictive, classes of semiparametric conditional density estimators are outlined in Section S3 of the [Supplementary Materials](#).

### 3.1 Nonparametric estimator based on hazard regression

Estimators that eschew any assumptions on the form of the conditional density are a rarity. Notably, van der Laan (2010) and Díaz & van der Laan (2011) proposed constructing estimators of this nuisance functional by a combination of pooled regression and exploitation of the relationship between the (conditional) hazard and density functions. Our proposal builds upon theirs, replacing their recommendation of an arbitrary binary regression model with HAL regression. This requires the key change of adjusting the penalization step of HAL regression to respect the use of a loss function appropriate for density estimation, namely,  $L(\cdot) = -\log(g_{n,A})$  (Dudoit & van der Laan, 2005).

To build an estimator of a conditional density, Díaz & van der Laan (2011) considered discretizing the observed  $A \in \mathcal{A}$  based on a number of bins  $T$  and a binning procedure (e.g., cutting the support set  $\mathcal{A}$  into  $T$  bins of exactly the same length). The choice of the tuning parameter  $T$  corresponds conceptually to the choice of bandwidth in kernel density estimation. To take an example, an instantiation of this procedure would divide the observed support of  $A$  into, say,  $T = 7$ , bins of equal length. Such a partitioning would require  $T + 1$  cutpoints along this support, yielding  $T$  bins:  $[\alpha_1, \alpha_2), [\alpha_2, \alpha_3), \dots, [\alpha_6, \alpha_7), [\alpha_7, \alpha_8]$ . Next, a reformatted, repeated measures dataset would be generated by representing each observational unit by up to  $T$  records (using only  $\{A_i, W_i\}_{i=1}^n$ ), with the number of records for a given unit matching the rank of the bin into which a given  $A_i$  falls. To clarify, consider an individual unit  $\{A_i, W_i\}$  for which the value  $A_i$  falls in the fifth bin of the seven into which the support has been partitioned (i.e.,  $[\alpha_5, \alpha_6)$ ). Five distinct records would be used to represent the data on this single unit:  $\{A_{ij}, W_{ij}\}_{j=1}^5$ , where  $\{A_{ij} = 0\}_{j=1}^4, A_{i5} = 1\}$  and five exact copies of  $W_i, \{W_{ij}\}_{j=1}^5$ . This repeated measures representation allows for the hazard probability of  $A_i$  belonging to a particular bin along the support to be evaluated via standard binary regression techniques. In fact, this proposal reformulates the binary regression problem into a corresponding set of hazard regressions:  $\mathbb{P}(A \in [\alpha_{t-1}, \alpha_t) | W) = \mathbb{P}(A \in [\alpha_{t-1}, \alpha_t) | A \geq \alpha_{t-1}, W) \times \prod_{j=1}^{t-1} \{1 - \mathbb{P}(A \in [\alpha_{j-1}, \alpha_j) | A \geq \alpha_{j-1}, W)\}$ , where the probability of  $A \in \mathcal{A}$  falling in bin  $[\alpha_{t-1}, \alpha_t)$  may be directly estimated via a binary regression procedure, by re-expressing the corresponding likelihood in terms of the likelihood of a binary variable in a dataset with this repeated measures structure. With this augmented dataset, pooled hazard regression, spanning the observed support set of  $A$ , may be performed. Finally, the hazard estimates may be mapped to density estimates by re-scaling the hazard estimates by the bin sizes  $|\alpha_t - \alpha_{t-1}|$ , that is,  $g_{n,\alpha}(A | W) = \mathbb{P}(A \in [\alpha_{t-1}, \alpha_t) | W) / |\alpha_t - \alpha_{t-1}|$ , for  $\alpha_{t-1} \leq a < \alpha_t$ . We formalize this procedure in Algorithm 1.

Originally, a key element of this proposal was the flexibility to use any arbitrary binary regression procedure to estimate  $\mathbb{P}(A \in [\alpha_{t-1}, \alpha_t) | W)$ , facilitating the incorporation of flexible regression techniques like ensemble modeling (e.g., Breiman, 1996; van der Laan et al., 2007). We alter this proposal, replacing the arbitrary estimator of



**Algorithm 1:** Pooled hazards conditional density estimation**Result:** Estimates of the conditional density of  $A$ , given  $W$ .**Input :**

- 1 An observed data vector of the continuous treatment for  $n$  units:  $A$
  - 2 An observed data vector (or matrix) of the baseline covariates for  $n$  units:  $W$
  - 3 The number of bins into which the support of  $A$  is to be divided:  $T$
  - 4 A procedure to discretize the support of  $A$  into  $T$  bins:  $\omega(\cdot)$
- 1 Apply the procedure  $\omega(A, T)$  to divide the observed support of  $A$ , that is,  $\max(A) - \min(A)$ , into  $T$  bins:  $[\alpha_1, \alpha_2), \dots, [\alpha_{T-1}, \alpha_T), [\alpha_T, \alpha_{T+1}]$ .
  - 2 Expand the observed data in a repeated measures data structure, expressing each individual observation as a set of up to  $T$  records, recording the observation ID alongside each such record. For a single unit  $i$ , the set of records takes the form  $\{A_{ij}, W_{ij}\}_{j=1}^{T_i}$ , where  $W_{ij}$  are constant in the index  $j$ ,  $A_{ij}$  is a binary counting process that jumps from 0 to 1 at the final index, and  $T_i \leq T$  indicates the bin into which  $A_i$  falls.
  - 3 Estimate the hazard probability, conditional on  $W$ , of bin membership  $\mathbb{P}(A_i \in [\alpha_{t-1}, \alpha_t) \mid W)$  using HAL regression, using cross-validation to choose the regularization parameter based on a loss function for density estimation, e.g., the negative logarithm of the estimated density (Dudoit & van der Laan, 2005).
  - 4 Rescale the conditional hazard probability estimates to the conditional density scale by dividing the cumulative hazard by the width of the bin into which  $A_i$  falls, for each observation  $i = 1, \dots, n$ .

**Output:**  $g_{n,A}$ , an estimate of the generalized propensity score.

$\mathbb{P}(A \in [\alpha_{t-1}, \alpha_t) \mid W)$  with HAL regression, making it possible for the resultant conditional density estimator to achieve a convergence rate with respect to a loss-based dissimilarity of  $n^{-1/4}$  under global smoothness assumptions (van der Laan, 2017; van der Laan & Bibaut, 2017), as discussed in Section 2.5. We stress that this is a critical advance — essential to the asymptotic properties of our novel estimators of  $\psi_{0,\delta}$ .

### 3.2 Nonparametric inverse probability weighted estimation

We now turn our attention to considering estimators of  $\psi_{0,\delta}$  that can be constructed solely from nuisance estimation of the generalized propensity score  $g_{0,A}$ . It is well known that data adaptive estimators of nuisance functionals are generally incompatible with the direct (i.e., G-computation) and IPW estimators, as necessary conditions for achieving asymptotic desiderata (e.g., consistency, efficiency) are unattainable without the imposition of strong smoothness assumptions on the functional form of the nuisance parameter estimator. This theoretical impasse has, in part, fueled the considerable popularity enjoyed by doubly robust estimation procedures, such as those constructed within the one-step estimation (Bickel et al., 1993) or targeted minimum loss estimation frameworks (van der Laan & Rubin, 2006; van der Laan & Rose, 2011, 2018), both of which we review in the context of the estimation of  $\psi_{0,\delta}$  in Section S4 of the Supplementary Materials. Briefly, we note that doubly robust estimators require estimation of both the outcome mechanism  $\bar{Q}_{0,Y}$  and the propensity score  $g_{0,A}$ ; moreover, such estimators are consistent for  $\psi_{0,\delta}$  when either of the two nuisance parameter estimators converge to their targets but asymptotically efficient only when *both* nuisance estimators converge. In settings wherein accurate estimation of the outcome mechanism  $\bar{Q}_{0,Y}$  can prove challenging, both consistency and asymptotic efficiency may yet be attained by focusing on a unique class of IPW estimators capable of incorporating data adaptive estimation of  $g_{0,A}$ . The construction of such IPW estimators requires considerable care and has been considered previously by Hirano et al. (2003), who proposed a logistic series estimator of the propensity score, requiring fairly strong smoothness assumptions (i.e.,  $k$ -times differentiability); by van der Laan (2014), who investigated, among other topics, targeted (parametric) fluctuation of flexibly estimated nuisance parameter functionals (e.g.,  $g_{n,A}$ ) to construct efficient IPW estimators, which may be asymptotically linear but suffer issues of irregularity; and, most recently, by Ertefaie et al. (2022), who utilized undersmoothing strategies for efficient IPW estimation with HAL-based propensity score estimators. All of these authors exclusively considered settings with binary treatments.

To construct nonparametric-efficient IPW estimators, we utilize the generalized propensity score estimator described in Algorithm 1 and build partially upon the recent theoretical developments of Ertefaie et al. (2022), who demonstrated that the application of a sieve-based undersmoothing procedure to select a HAL estimator of the propensity score could yield an IPW estimator that achieves the nonparametric efficiency bound. Their developments were restricted to IPW estimation of the causal effects of static interventions on binary treatments (e.g., average treatment effects), requiring only consistent estimation of  $g_{0,A} = \mathbb{P}(A = 1 \mid W)$ , that is, the conditional probability of receiving treatment given

covariates. [Ertefaie et al. \(2022\)](#) provide general conditions under which HAL regression may be used to obtain a data adaptive estimator  $g_{n,A}$  that converges to  $g_{0,A}$  at a suitably fast rate. Further, these authors showed that their nonparametric IPW estimators could be asymptotically efficient when the HAL estimator  $g_{n,A}$  is undersmoothed (relative to that selected by  $V$ -fold cross-validation) so as to include a richer set of basis functions than is required for optimal estimation of  $g_{0,A}$ .

We propose two classes of selection procedures for undersmoothing HAL estimators of the generalized propensity score, both beginning with a common first step: construction of a family of HAL-based conditional density estimators indexed by the regularization term  $\lambda$ . For this step, we recommend merely an application of Algorithm 1, altering the procedure so as to use cross-validation only to select the strictest degree of regularization from which to begin a sequence in  $\lambda$ ; thus, rather than a single estimator  $g_{n,A}$ , the algorithm now returns a family of estimators  $\{g_{n,A,\lambda} : \lambda_1, \dots, \lambda_K\}$ , where  $\lambda_1 \equiv \lambda_{CV}$  denotes the degree of regularization chosen by the cross-validation selector and  $\lambda_1 > \dots > \lambda_K$  uniformly in the index set. In the sequel, we assume access to a sequence of generalized propensity score estimators  $\{g_{n,A,\lambda} : \lambda_1, \dots, \lambda_K\}$  and a corresponding sequence of IPW estimators  $\{\psi_{n,\delta,\lambda} : \lambda_1, \dots, \lambda_K\}$ . Then, what remains is to select an IPW estimator exhibiting desirable asymptotic properties from this sequence of candidates.

In considering the same goal, [Ertefaie et al. \(2022\)](#) propose two undersmoothing criteria: (1) minimization of the mean of the EIF estimating equation up to a theoretically desirable degree, and (2) minimization of a score term  $(A - g_{n,A})$  attributable to the treatment mechanism. Their first selector makes explicit use of the form of the EIF and must thus be derived anew for any given class of intervention (e.g., static vs. stochastic). We provide the first explicit re-characterization of the EIF (4) in a form suitable for IPW estimator selection based on this strategy. Their second selection procedure is incompatible with MTPs, as there is no explicit score term for the treatment mechanism in this more complex intervention regime. Intuitively, this is attributable to the fact that MTPs  $d(A, W; \delta)$  depend on the natural value of the treatment  $A$ , which is not the case for simpler static or dynamic regimes. As an alternative, we develop a novel class of selection procedures based on changes along the sequence of IPW estimators  $\{\psi_{n,\delta,\lambda} : \lambda_1, \dots, \lambda_K\}$ . Notably, as an integral aspect of both of these proposals, we provide, to the best of our knowledge, the first successful demonstration of sieve-based undersmoothing strategies in the context of conditional density estimation.

### Targeted undersmoothing with the influence function

In order to select an IPW estimator from the sequence  $\{\psi_{n,\delta,\lambda} : \lambda_1, \dots, \lambda_K\}$  based on the EIF, it is necessary to re-express the EIF in a form incorporating the IPW estimating function, which can be done via projection of this latter object onto the space of all functions of  $A$  that are mean-zero conditional on  $W$  ([Robins et al., 1994](#); [van der Laan & Robins, 2003](#)). In this vein, our developments follow those of [Ertefaie et al. \(2022\)](#).

The inverse probability weighted mapping that defines the estimating function of the stabilized IPW estimator (8) is

$$U_{g_A}(O; \Psi)(P_0) = \frac{\tilde{g}_{0,A}(A | W)}{g_{0,A}(A | W)}(Y - \Psi(P_0)). \quad (10)$$

Note that the IPW estimator (8) is merely a solution to the estimating function (10) (i.e., obtained by setting  $P_n U_{g_A}(O; \Psi) = 0$ ). We next present Lemma 1, which characterizes the form of the EIF estimating equation suitable for IPW estimator selection.

**Lemma 1** (IPW representation of the EIF). *Let  $D^*(P)$  denote the EIF (4) and let  $U_{g_A}(\Psi)$  denote the IPW estimating function (10). The projection of  $U_{g_A}(\Psi)$  onto  $\mathcal{F}_{CAR} = \{\zeta(A, W) : P_0\{\zeta(A, W) | W\} = 0\}$ , the space of all functions of  $A$  that are mean-zero, conditional on  $W$ , yields  $D_{CAR}(P)$ . Using  $U_{g_A}(\Psi)(P)$  and  $D_{CAR}(P)$ , the EIF may be expressed  $D^*(P) = U_{g_A}(\Psi)(P) - D_{CAR}(P)$  ([Robins et al., 1994](#); [van der Laan & Robins, 2003](#)).  $D_{CAR}(P_0)$  is*

$$D_{CAR}(P_0)(O) = \overline{Q}_{0,Y}(A, W) \frac{\tilde{g}_{0,A}(A | W)}{g_{0,A}(A | W)} - \int_{\mathcal{A}} \overline{Q}_{0,Y}(A, W) \tilde{g}_{0,A}(A | W) d\mu(A).$$

From among a family of IPW estimators  $\{\psi_{n,\delta,\lambda} : \lambda_1, \dots, \lambda_K\}$ , an asymptotically efficient IPW estimator is that which minimizes  $|P_n D_{CAR}(\{g_{n,A,\lambda}, \overline{Q}_{n,Y}\})|$  for some  $\overline{Q}_{n,Y}$ , per Theorem 1, which we will formally present shortly. Such an IPW estimator is an approximate solution to the estimated EIF as per Lemma 1. The lemma's derivation is provided in the [Supplementary Materials](#). Since IPW estimators are constructed as explicit solutions to  $P_n U_{g_A}(\cdot; \Psi) = 0$ , the first term of the EIF representation in the lemma is trivially solved; thus, selection of an asymptotically efficient IPW estimator need only consider the projection term  $D_{CAR}$ .

Importantly, evaluating the term  $D_{CAR}$  requires integration over  $\mathcal{A}$ , which can prove computationally taxing on account of the need to combine numerical integration techniques with conditional density estimation, an already computationally burdensome pursuit. When  $A$  is discrete with known bounds, this integral expression may easily be simplified;

however, when  $A$  is continuous, evaluation of  $D_{\text{CAR}}$  can be impractical as a basis for developing a selection criterion. Therefore, as a practical innovation for resolving this difficulty, we introduce the following alternative expression

$$\begin{aligned} \tilde{D}_{\text{CAR}}(P_0)(O) = & \left[ \bar{Q}_{0,Y}(d(A, W), W) - \left( \frac{\tilde{g}_{0,A}(A | W)}{g_{0,A}(A | W)} \right) \bar{Q}_{0,Y}(A, W) \right] \\ & - \Psi(P_0) \left( \frac{g_{0,A}(A | W) - \tilde{g}_{0,A}(A | W)}{g_{0,A}(A | W)} \right), \end{aligned}$$

which is obtained by combining  $D_{\text{CAR}}$  with another score term appearing in the EIF, facilitating removal of the integral expression; details on this are given in Section S1 of the [Supplementary Materials](#). Through this significant simplification,  $\tilde{D}_{\text{CAR}}$  can be made to serve reliably as a suitable criterion for both discrete and continuous  $A$ . Using this, a *targeted* selector, making use of the form of  $D_{\text{CAR}}$ , is

$$\lambda_n = \underset{\lambda}{\operatorname{argmin}} |P_n \tilde{D}_{\text{CAR}}(g_{n,A,\lambda}, \bar{Q}_{n,Y})|. \quad (11)$$

By minimizing the empirical mean of the estimated EIF absolutely, this selector runs the risk of undersmoothing past the point at which asymptotic efficiency is attained. Another suitable selection criterion, proposed by [Ertefaie et al. \(2022\)](#), could be constructed by selecting the first  $\lambda_n$  at which  $|P_n \tilde{D}_{\text{CAR}}(g_{n,A,\lambda}, \bar{Q}_{n,Y})|$  falls below the cutoff  $\{\sigma_{n,\lambda_{\text{CV}}} / \log(n)\}$ , where  $\sigma_{n,\lambda_{\text{CV}}}$  is the standard error estimate based on the EIF at the cross-validated choice of the regularization term  $\lambda$ . This selection criterion is designed to balance asymptotic bias against standard error while prioritizing asymptotic efficiency.

To characterize the efficiency of our proposed estimators more completely, we characterize the second-order remainder  $R_2$  of the EIF expansion (5). Such higher-order representations can help to provide insight as to the behavior of efficient estimators; thus, an exact expression for the second-order term can be used to study the degree to which candidate estimators may achieve higher-order forms of asymptotic efficiency. Lemma 2 provides an expression for this second-order term, which follows from Lemma 1; a proof is given in Section S2 of the [Supplementary Materials](#).

**Lemma 2** (Second-order expansion of the EIF). *Denote by  $\{g_{n,A}, \bar{Q}_{n,Y}\}$  the nuisance parameter estimates of the generalized propensity score and the outcome mechanism, respectively, and by  $\{g_{0,A}, \bar{Q}_{0,Y}\}$  the target nuisance functionals; then, the second-order remainder term  $R_2$  corresponding to the EIF expansion (5) is*

$$\begin{aligned} R_2(g_{n,A}, \bar{Q}_{n,Y}, g_{0,A}, \bar{Q}_{0,Y}) = \\ \int_W \int_A (Q_{n,Y}(a, w) - Q_{0,Y}(a, w)) \left( \frac{g_{0,A}(a | w) - g_{n,A}(a | w)}{g_{n,A}(a | w)} \right) \tilde{g}_{n,A}(a | w) d\mu(a) d\nu(w). \end{aligned}$$

Careful examination of Lemma 2 reveals that the form of the second-order term is intimately related to the term  $D_{\text{CAR}}$  appearing in the IPW characterization of the EIF, introduced in Lemma 1. In fact,  $R_2(g_{n,A}, \bar{Q}_{n,Y}, g_{0,A}, \bar{Q}_{0,Y}) \equiv P_0 D_{\text{CAR}}(\bar{Q}_{n,Y}(A, W) - \bar{Q}_{0,Y}(A, W), g_{n,A}(A | W))$ . This remainder term characterizes the contributions to asymptotic efficiency of differences between the nuisance estimates  $\{g_{n,A}, \bar{Q}_{n,Y}\}$  and the corresponding nuisance functionals  $\{g_{0,A}, \bar{Q}_{0,Y}\}$ . As such, this second-order term may be used to deepen our understanding of how improved nuisance estimation (i.e., estimates closer to the true nuisance functionals) can impact estimator efficiency in a manner that standard (first-order) expansions of the EIF are not equipped to capture. Notably, the term  $R_2$  cannot be evaluated in real-world settings as it requires explicit knowledge of the forms of the nuisance functionals  $\{g_{0,A}, \bar{Q}_{0,Y}\}$ , which are never available in practice; however, the form of  $R_2$  can still be quite useful. It can be used both (1) to derive higher-order efficient estimators (e.g., [Robins et al., 2008](#)) and, more practically, (2) to numerically benchmark the relative efficiency of both established and novel estimators.

We now present Theorem 1, which characterizes the asymptotic properties of our undersmoothed IPW estimators. In particular, the theorem essentially demonstrates that IPW estimators are asymptotically efficient under regularity and rate-convergence conditions that are considered to be standard in semiparametric estimation. We include its proof immediately below on the account that its rationale is straightforward. First, consider the following conditions, necessary to establish Theorem 1.

**C1** (Donsker class).  $D^*(g_{n,A,\lambda}, \bar{Q}_{n,Y}) \in \mathcal{F}_v^*(M)$ , where  $\mathcal{F}_v^*(M)$  is a Donsker class and  $M < \infty$  is a universal constant bounding the sectional variation norm.

**C2** ( $D_{\text{CAR}}$  is approximately solved).  $P_n \tilde{D}_{\text{CAR}}(g_{n,A,\lambda_n}, \bar{Q}_{n,Y}) = o_P(n^{-1/2})$ .

**C3** (Vanishing remainder).  $R_2(g_{n,A,\lambda_n}, \bar{Q}_{n,Y}, g_{0,A}, \bar{Q}_{0,Y}) = o_P(n^{-1/2})$ .

**Theorem 1** (Asymptotic linearity and efficiency of undersmoothed IPW). *Let  $\lambda_n$  be an undersmoothed selection along the HAL regularization path in  $\lambda$ , e.g., as in expression (11), and let  $\psi_{n,\delta,\lambda_n}$  denote the solution to the estimating equation  $P_n U_{g_{n,A},\lambda_n}(\cdot; \psi) \approx 0$  in  $\psi$ . Then, under the Conditions C1–C3, we have*

$$\psi_{n,\delta,\lambda_n} - \psi_{0,\delta} = n^{-1} \sum_{i=1}^n D^*(O_i; P) + o_P(n^{-1/2}).$$

*Proof.* Define  $\tilde{\psi}_{n,\delta,\lambda_n}$  as the solution in  $\psi$  to the EIF estimating equation  $P_n D^*(\cdot; g_{n,A,\lambda_n}, \bar{Q}_{n,Y}, \psi)$ . Note that, under the Conditions C1–C3 of the theorem,

$$P_n D^*(\cdot; g_{n,A,\lambda_n}, \bar{Q}_{n,Y}, \tilde{\psi}_{n,\delta,\lambda_n}) = o_P(n^{-1/2}).$$

Since  $g_{n,A,\lambda_n}$  and  $\bar{Q}_{n,Y}$  are HAL estimators, they are both of bounded sectional variation norm with universal bound  $M$ , fulfilling Condition C1 (van der Laan, 2017). Note that Condition C3 is standard in semiparametric estimation and Condition C2 is satisfied by the design of our selection procedures. Then, applying standard arguments for doubly robust estimation (e.g., van der Laan & Rose, 2011; Kennedy, 2016) yields

$$\tilde{\psi}_{n,\delta,\lambda_n} - \psi_{0,\delta} = n^{-1} \sum_{i=1}^n D^*(O_i; P) + o_P(n^{-1/2}).$$

The result of the theorem follows immediately from noticing that since both  $P_n \tilde{D}_{\text{CAR}}(g_{n,A,\lambda_n}, \bar{Q}_{n,Y}) = o_P(n^{-1/2})$  and  $D^*(O; P) = U_{g_A}(O; \Psi)(P) - D_{\text{CAR}}(O; P)$ , it must also hold that  $\tilde{\psi}_{n,\delta,\lambda_n} = \psi_{n,\delta,\lambda_n} + o_P(n^{-1/2})$ .  $\square$

The proof establishes that an IPW estimator selected based on an undersmoothing criterion will be equivalent to an asymptotically efficient estimator (per the theorem) under standard rate-convergence and entropy conditions on the nuisance parameter estimators, which HAL has been shown to satisfy. We further note that the standard entropy conditions can be further relaxed by cross-validating the IPW estimator (e.g., Klaassen, 1987; Zheng & van der Laan, 2011). While the results of the theorem require that the estimating equation  $P_n D_{\text{CAR}}(g_{n,A,\lambda_n}, \bar{Q}_{n,Y}) = o_P(n^{-1/2})$ , and, by extension, an analogous estimating equation based on  $D^*$ , be solved reasonably well, we may not explicitly need to use  $D_{\text{CAR}}$  as a selection criterion, as we detail in the sequel.

### Agnostic undersmoothing without the influence function

As demonstrated in the preceding section, explicit characterization of the form of the EIF in a manner amenable to the selection of an IPW estimator can prove a challenging endeavor, requiring specialized and often-tedious mathematical manipulations. In many cases, it may serve to select an IPW estimator in a manner agnostic to the form of the EIF. Firstly, such agnostic selection procedures are better aligned philosophically with IPW estimation, which avoids explicit modeling of the outcome mechanism (n.b., the EIF always contains a contribution from the outcome mechanism). Secondly, procedures of this type may solve score equations beyond those explicitly appearing in the EIF expression, allowing them to automatically satisfy higher-order efficiency desiderata. Towards this end, we formulate two selection procedures that do not make use of the form of the EIF at all, instead considering properties of the IPW estimators  $\{\psi_{n,\delta,\lambda} : \lambda_1, \dots, \lambda_K\}$  along their trajectory with respect to the regularization sequence  $\{\lambda_1, \dots, \lambda_K\}$ . In the larger context of general nonparametric sieve estimation, such ideas were popularized in seminal work by Lepskii (1991, 1992, 1993), with extensions appearing sporadically in the decades since (e.g., Davies & van der Laan, 2014; Mukherjee et al., 2015; van der Laan et al., 2018a; Cai & van der Laan, 2020; Qiu et al., 2021).

The formulation of such EIF-agnostic selection procedures for undersmoothing aims to produce selections similar to those given by the targeted procedures — that is, while the agnostic selectors do not explicitly use the form of the EIF, their selections must still solve the EIF in order to asymptotically attain the nonparametric efficiency bound. Our first proposal in this class balances changes along the regularization sequence  $\{\lambda_1, \dots, \lambda_K\}$  in the IPW estimator  $\psi_{n,\delta,\lambda}$  against changes in its estimated standard error  $\sigma_{n,\lambda}$ . This is merely the first element in the sequence  $\{\lambda_1, \dots, \lambda_K\}$  for which the condition

$$|\psi_{n,\delta,\lambda_{j+1}} - \psi_{n,\delta,\lambda_j}| \leq \log(n)^{-1} Z_{(1-\alpha/2)} |\sigma_{n,\lambda_{j+1}} - \sigma_{n,\lambda_j}| \quad \text{for } j = \{1, \dots, K-1\} \quad (12)$$

is met. Note that  $Z_{(1-\alpha/2)}$  is the  $(1 - \alpha/2)^{\text{th}}$  quantile of the standard Gaussian distribution. While we recommend the use of the stabilized IPW estimator (8) for  $\psi_{n,\delta,\lambda}$ , there are several candidate choices for the standard error estimator  $\sigma_{n,\lambda}$ . We recommend basing this on the empirical variance of the *estimated* IPW estimating function  $n^{-1} \{V[U_{g_{n,A}}(\psi_{n,\delta,\lambda})]\}$ ; however, we do recall that Haneuse & Rotnitzky (2013) demonstrated this variance estimator to be anti-conservative (contrary to naive theoretical expectations). Still, our choice of estimator is made for the

sake of computational ease, as only the successive differences in standard error estimates along the regularization path are necessary — that is, we do *not* recommend using this estimator for inference on  $\psi_{n,\delta,\lambda}$  at the selected  $\lambda_n$ . An alternative variance estimate could be obtained via the nonparametric bootstrap, the functional smoothness conditions of which HAL has been shown to satisfy (Cai & van der Laan, 2020). Of course,  $\sigma_{n,\lambda}$  could also be based on the empirical variance of the EIF, though basing it on this quantity obviously undermines the selection procedure’s design goal of remaining agnostic to the form of the EIF. Additionally, we stress that our choice of variance estimator is unlikely to properly reflect increases in variance that occur along the undersmoothing trajectory, yet it ought to provide a reasonable surrogate for changes in the variance, balancing computational expedience against inferential stability. Examination of equation (12) reveals that this selector identifies  $\lambda_n$  as the first point in the sequence  $\{\lambda_1, \dots, \lambda_K\}$  at which the relaxation of regularization impacts the IPW point estimates less than it affects their corresponding standard error estimates, indicating that a desirable bias-variance tradeoff has been achieved. The scaling of the standard error estimate by  $Z_{(1-\alpha/2)}/\log(n)$  ensures that changes in the point estimate are weighed against changes in confidence interval width, a surrogate for inferential efficiency.

A potential pitfall of the immediately preceding proposal is its requirement of standard error estimation, which can be computationally challenging (e.g., requiring the bootstrap), result in unstable or unreliable estimates (e.g., when the standard error estimator is itself poor), or require nuisance estimation beyond  $g_{0,A}$  (i.e., when the standard error estimated is based on the EIF). Thus, such an agnostic selector may, at times, fail to choose the optimal IPW estimator among a sequence, especially in scenarios in which standard error estimation proves challenging. It is possible to eschew such requirements altogether, relying instead entirely on the trajectory of  $\{\psi_{n,\delta,\lambda} : \lambda_1, \dots, \lambda_K\}$  alone. Under such a strategy, the selection  $\lambda_n$  would simply be the first term in the sequence  $\{\lambda_1, \dots, \lambda_K\}$  at which the trajectory taken by  $\{\psi_{n,\delta,\lambda} : \lambda_1, \dots, \lambda_K\}$  encounters a plateau. We formalize this second class of agnostic selection procedures in Algorithm 2.

---

**Algorithm 2:** Smoothed plateau selector for nonparametric IPW estimation

---

**Result:** A nonparametric-efficient IPW estimator  $\psi_{n,\delta,\lambda_n}$  of  $\psi_{0,\delta}$ .

**Input :**

- 1 A regularization sequence in decreasing order:  $\{\lambda_1, \dots, \lambda_K\}$
  - 2 A corresponding sequence of IPW estimators:  $\{\psi_{n,\delta,\lambda} : \lambda_1, \dots, \lambda_K\}$
  - 3 A corresponding sequence of HAL estimators of  $g_{0,A}$ :  $\{g_{n,A,\lambda} : \lambda_1, \dots, \lambda_K\}$
  - 4 A positive scalar of the maximum multiplier of the CV-chosen  $L_1$ -norm:  $K_{\max}$
  - 5 An algorithm to detect inflection points in a sequence:  $\tau(\cdot)$
- 1 Compute the estimated  $L_1$ -norm for each of the IPW estimators in the given sequence by summing the coefficients from each of the generalized propensity score estimators  $\{g_{n,A,\lambda} : \lambda_1, \dots, \lambda_K\}$ , denoting this  $\{M_{n,\lambda_1}, \dots, M_{n,\lambda_K}\}$ . Note that the  $L_1$ -norm of the CV-selected estimator  $g_{n,A,\lambda_1}$  is  $M_{n,\lambda_1}$ .
  - 2 Select a window of candidate IPW estimators anchored in the neighborhood of the CV-selected estimator  $\psi_{n,\delta,\lambda_1}$  by, first, computing a confidence interval around this point estimate as  $\{\psi_{n,\delta,\lambda_1} \pm Z_{1-\alpha/2}\sigma_{n,\lambda_1}\}$ , with  $\sigma_{n,\lambda_1}$  being the standard error estimate from the IPW estimating function and  $Z_{1-\alpha/2}$  being a given quantile of the standard Gaussian distribution, and, then, setting the  $L_1$ -norm’s maximum allowable value as  $M_{n,\max} := K_{\max}M_{n,\lambda_1}$ . The neighborhood of candidate estimators is taken to be  $\{\psi_{n,\delta,\lambda} : \lambda_1, \dots, \lambda_J\}$  for  $J < K$  falling within the confidence region and with corresponding  $L_1$ -norms no greater than  $M_{n,\max}$ .
  - 3 Construct a smoothed trajectory of the IPW estimators using the subsequence  $\{\psi_{n,\delta,\lambda} : \lambda_1, \dots, \lambda_J\}$ , by the application of LOESS (or a similar procedure) to obtain a smooth trajectory of the subsequence of IPW point estimates against the respective subsequence of estimated  $L_1$ -norms.
  - 4 Apply the inflection-finding algorithm  $\tau(\cdot)$  to the smoothed trajectory of the subsequence of IPW estimators. If the procedure succeeds in finding a plateau in the trajectory, denote the estimator at the selected index  $\psi_{n,\delta}$ . If  $\tau(\cdot)$  fails, then simply let  $\psi_{n,\delta} := \psi_{n,\delta,\lambda_1}$ .

**Output:**  $\psi_{n,\delta}$ , a nonparametric IPW estimate of  $\psi_{0,\delta}$ .

---

Such a selection procedure considers the “sharpness” of changes in the point estimates  $\psi_{n,\delta,\lambda}$  sequentially in  $\{\lambda_1, \dots, \lambda_K\}$  as the degree of regularization is relaxed. This selector aims to identify a value  $\lambda_n$  at which the trajectory of the IPW point estimate  $\psi_{n,\delta,\lambda_n}$  encounters an inflection point, a phenomenon suggesting that further relaxations of the regularization parameter ought not contribute meaningfully to the goal of debiasing the IPW estimator through undersmoothing. As this trajectory may be insufficiently smooth (e.g., when  $\{\lambda_1, \dots, \lambda_K\}$  is too coarse) to reveal such inflection points, LOESS can be leveraged to enforce a sufficient degree of smoothness, helping



a given inflection-finding algorithm escape failure. This agnostic selection algorithm attempts to find an inflection point in the trajectory of the IPW estimators only within a limited neighborhood beyond the IPW estimator chosen by cross-validation  $g_{n,A,\lambda_{CV}}$ . This form of anchoring serves to narrow the set of allowable IPW estimators considered by the selector such that the degree of debiasing enforced by undersmoothing is not overly extreme, as undersmoothing uncontrollably could lead to the inclusion of HAL basis functions irrelevant for optimal estimation of  $\psi_{0,\delta}$ . Intuitively, this form of anchoring ensures that this selection procedure operates in a neighborhood of  $L_1$ -norm values roughly similar to those considered by the targeted selection procedures previously formulated, a claim inspired and corroborated by extensive numerical experiments conducted during this algorithm’s development. In those rare instances in which an inflection point cannot be found within this neighborhood, the selection algorithm simply returns the IPW estimator based on  $g_{n,A,\lambda_{CV}}$ . We conjecture that an IPW estimator identified by this selection algorithm will suitably solve the EIF estimating equation and thus achieve desirable asymptotic properties, though we leave the theoretical formalization of this claim as a topic of future investigation.

## 4 Numerical studies

To assess the performance of our proposed IPW estimators, we performed two sets of simulation experiments, each using distinct data-generating processes (DGPs) for the treatment mechanism. These numerical experiments aimed to tease apart how the form of the treatment mechanism  $g_{0,A}$  could impact the relative performance of our IPW estimators against alternatives popular in modern applications of causal inference methodology. To this end, we compared our proposed IPW estimators to a class of doubly robust (DR) targeted minimum loss estimators of  $\psi_{0,\delta}$  (reviewed briefly in Section S4 of the [Supplementary Materials](#)), as such DR estimators, like our nonparametric IPW estimators, can incorporate flexible regression strategies for nuisance parameter estimation. We exclude from our comparison IPW estimators utilizing parametric strategies for estimation of  $g_{0,A}$ , as such alternatives are prone to significant model misspecification bias and incapable of achieving the nonparametric efficiency bound ([van der Laan & Robins, 2003](#); [Ertefaie et al., 2022](#)). Across all of our experiments, we consider IPW estimators along a regularization trajectory of 3000 candidate values of  $\lambda$ . We demonstrate that undersmoothing of the treatment mechanism estimator  $g_{n,A}$  (based on the conditional density estimator of Algorithm 1) succeeds in debiasing our IPW estimators of  $\psi_{0,\delta}$ , conferring benefits in terms of bias and asymptotic efficiency.

Throughout our experiments, we compare several variants of our IPW estimators  $\psi_{n,\delta,\lambda_n}$ , differing in the manner in which the regularization term  $\lambda_n$  is selected. We consider a total of six estimator variants, including (1) one in which  $\lambda_n$  is selected by “global” cross-validation (CV), which optimizes estimation of  $g_{0,A}$ , not of  $\psi_{0,\delta}$ ; (2) two based on the targeted criteria introduced in Lemma 1, including (11) and its tolerance-based alternative proposed by [Ertefaie et al. \(2022\)](#); (3) one based on the agnostic selection criterion (12); (4) another based on the agnostic selection approach of Algorithm 2; and, finally, (5) a hybrid selector combining the agnostic selection approach of Algorithm 2 with a targeted stopping point, limiting itself to regions along the regularization grid before the  $\lambda_n$  selected by criterion (11). From among these six selection procedures, we use two — the “global” CV selector and the targeted selector (11) minimizing  $|P_n \tilde{D}_{CAR}(g_{n,A,\lambda}, \bar{Q}_{n,Y})|$  — as candidate treatment mechanism estimators  $g_{n,A}$  for the DR estimators, which additionally use either HAL regression or a (misspecified) GLM for outcome mechanism estimation. In the results presented, we compare our estimators in terms of scaled bias (multiplied by  $n^{1/2}$ ), scaled mean-squared error relative to the efficiency bound of the given DGP, and the degree to which an estimator solves the empirical mean of the EIF. In Section S5 of the [Supplementary Materials](#), we additionally examine estimator performance in terms of the coverage of oracle confidence intervals, which use a Monte Carlo variance estimate to eschew variance estimation issues; in terms of the coverage of Wald-style confidence intervals, which use the empirical variance of the EIF and so may be prone to issues of poor variance estimation; and an approximation of the second-order remainder  $R_2$  of the EIF, evaluated at each of the estimators.

For each DGP, we consider a collection of observed data units  $O = (W_1, W_2, W_3, A, Y)$ , where  $W_1 \sim \text{Bernoulli}(p = 0.6)$ ,  $W_2 \sim \text{Uniform}(\min = 0.5, \max = 1.5)$ , and  $W_3 \sim \text{Poisson}(\lambda = 2)$ ; the generating functions for  $A$  and  $Y$  vary across the two scenarios. For each simulation experiment, in a given scenario, we sample  $n \in \{100, 200, 500\}$  units and apply the variants of our proposed IPW estimators and the DR estimators to estimate  $\psi_{0,\delta}$  at  $\delta = 1$ , repeating each experiment 300 times. We approximate  $\psi_{0,\delta}$  in each scenario by applying the direct estimator (6), using the known outcome mechanism  $\bar{Q}_{0,Y}$ , in a single, very large sample of  $n = 10,000,000$ . For the evaluation criteria considered, the scaled asymptotic bias (i.e.,  $n^{1/2}(\psi_{0,\delta} - \psi_{n,\delta,\lambda_n})$ ) is expected to decrease with increasing sample size for consistent estimators, while the scaled mean-squared error (i.e.,  $n\{(\psi_{0,\delta} - \psi_{n,\delta,\lambda_n})^2 + \sigma_{n,\lambda_n}^2\}$ ), relative to the efficiency bound, should converge to unity for estimators that are regular and efficient. All numerical experiments were performed using version 4.0.3 of the R language and environment for statistical computing ([R Core Team, 2022](#)).

#### 4.1 Simulation #1: Treatment mechanism with equal mean and variance

This setting is formulated based on a treatment mechanism governed by a Poisson distribution, in which the mean and variance of  $A$  are both equally impacted by a subset of the baseline covariates  $\{W_1, W_2\}$ ; the exact form of the treatment mechanism results in  $A$  taking on discrete values in a very large range. This design choice ensures that  $A$  is incompatible with alternative (static or dynamic) causal interventions while allowing it to remain compatible with the generalized propensity score estimator of Algorithm 1, which relies upon discretization of  $A$  for constructing the estimator  $g_{n,A}$ . Importantly, note that incompatibility with Algorithm 1 would lead to severe complications in attempting to distinguish bias in the estimation of  $g_{0,A}$  from downstream bias in the estimation of  $\psi_{0,\delta}$ . For this scenario, the treatment mechanism takes the form  $A | W \sim \text{Poisson}(\lambda = (1 - W_1) + 0.25W_2^3 + 2W_1W_2 + 4)$  and the outcome mechanism is  $Y | A, W \sim \text{Bernoulli}(p = \text{expit}(A + 2(1 - W_1) + 0.5W_2 + 0.5W_3 + 2W_1W_2 - 7))$ . Numerical evaluation of the performance of our proposed IPW estimators of  $\psi_{0,\delta}$  across the 300 simulation experiments is summarized in Figure 1.

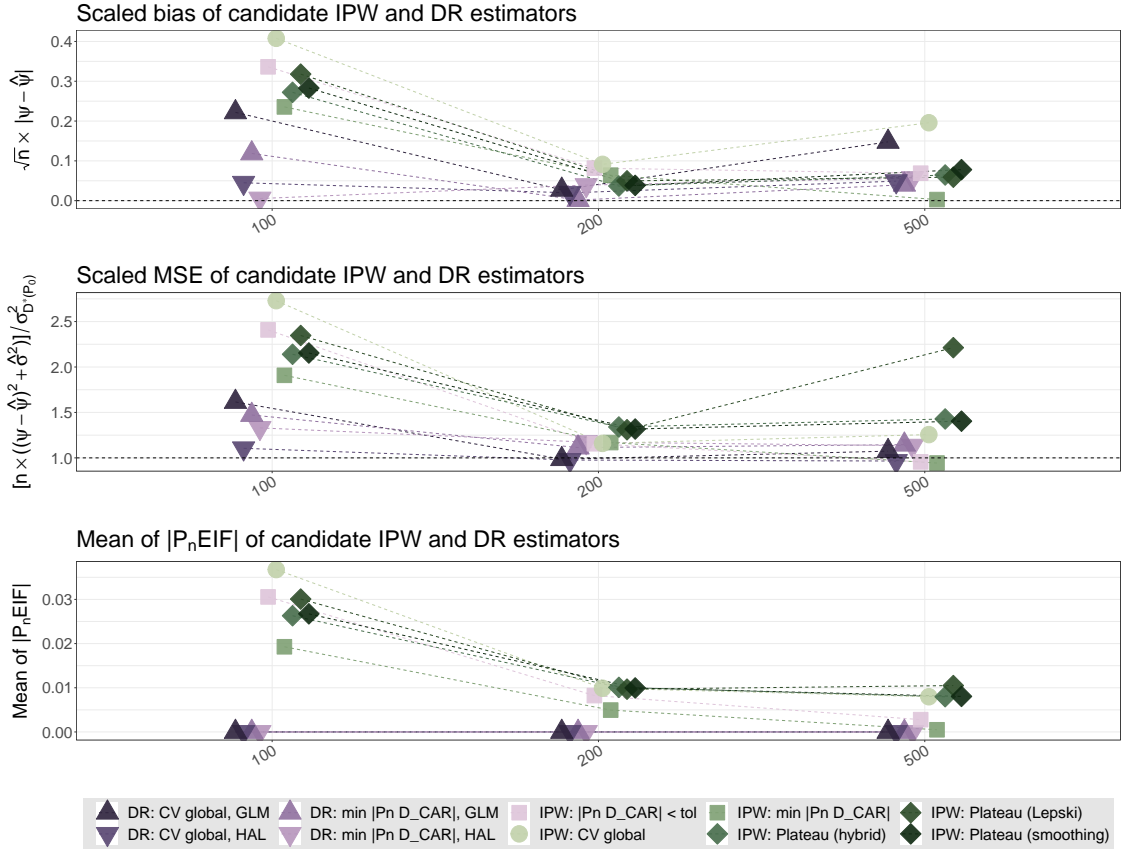


Figure 1: Numerical comparisons of our nonparametric IPW estimator variants and common DR estimators.

In this setting, in terms of scaled bias, all of the undersmoothing-based IPW estimator variants (square and diamond markers) are comparable at  $n = 200$  and  $n = 500$ , with performance indistinguishable from that of the better-performing DR estimators (triangle markers). At  $n = 100$ , the IPW estimators exhibit a limited degree more bias than their DR counterparts, though this is on the order of thousandths on the raw bias scale. The IPW estimator based on the “global” CV selector (circle marker) exhibits the highest degree of bias at  $n = 100$  and  $n = 500$ , and its scaled bias does not appear to be converging to zero with increasing sample size. In terms of asymptotic efficiency, the two targeted undersmoothing-based IPW estimator variants (square markers) outperform the others at  $n = 500$ . Among the three agnostic undersmoothing-based IPW estimators (diamond markers), the two based on variations of Algorithm 2 outperform the IPW estimator based on Lepski’s selection approach (12); however, none of these IPW estimators achieve the efficiency bound by  $n = 500$ . Notably, the IPW estimator based on criterion (12) displays inflated variance at  $n = 500$ , which we conjecture to be due to occasionally poor selections driven by unstable variance estimation, as noted previously. Interestingly, and unexpectedly by theory, the IPW estimator based on the

“global” CV selector nearly achieves the efficiency bound at  $n = 200$  and  $n = 500$  but displays nontrivial bias at the larger sample size, suggesting that its efficiency arises from reduced variance, rather than the debiasing induced by undersmoothing. All of the estimator candidates appear to solve the empirical mean of the EIF quite well, suggesting that all of these estimators are asymptotically efficient by way of their being solutions to the EIF estimating equation (up to a reasonable degree). Overall, the results of this set of numerical experiments speak in favor of our proposed estimators, suggesting that most, if not all, of our nonparametric IPW estimators are consistent and efficient at even moderate sample sizes. Notably, the DR estimators achieve better performance at  $n = 100$  and should be preferred when the number of study units available is so limited.

#### 4.2 Simulation #2: Treatment mechanism with unequal mean and variance

This experimental scenario was constructed using a treatment mechanism governed by a Negative Binomial distribution, in which the mean  $\mu$  and dispersion  $\nu$  are both impacted by a subset of the baseline covariates  $\{W_1, W_2\}$ . We recall that the variance of a Negative Binomial random variable may be expressed  $\mu + \mu^2/\nu$ , so that, unlike in the previous scenario, the mean and variance of  $A$  need not match. As the form of the treatment mechanism results in  $A$  taking on a large range of discrete values, we expect the discretization procedure built into Algorithm 1 to cause no significant approximation issues, so that the procedure’s estimation quality can be disentangled from any bias introduced by discretization. In this scenario, the treatment mechanism is  $A \mid W \sim \text{NB}(\mu = (1 - W_1) + 0.25W_2^3 + 2W_1W_2 + 4, \nu = 5W_2 + 7)$  while the outcome mechanism is  $Y \mid A, W \sim \text{Bernoulli}(p = \text{expit}(A + 2(1 - W_1) + W_2 - W_3 + 1.5W_1W_2 - 5))$ . Numerical evaluation of the performance of our proposed IPW estimators of  $\psi_{0,\delta}$  across the 300 simulation experiments is summarized in Figure 2.

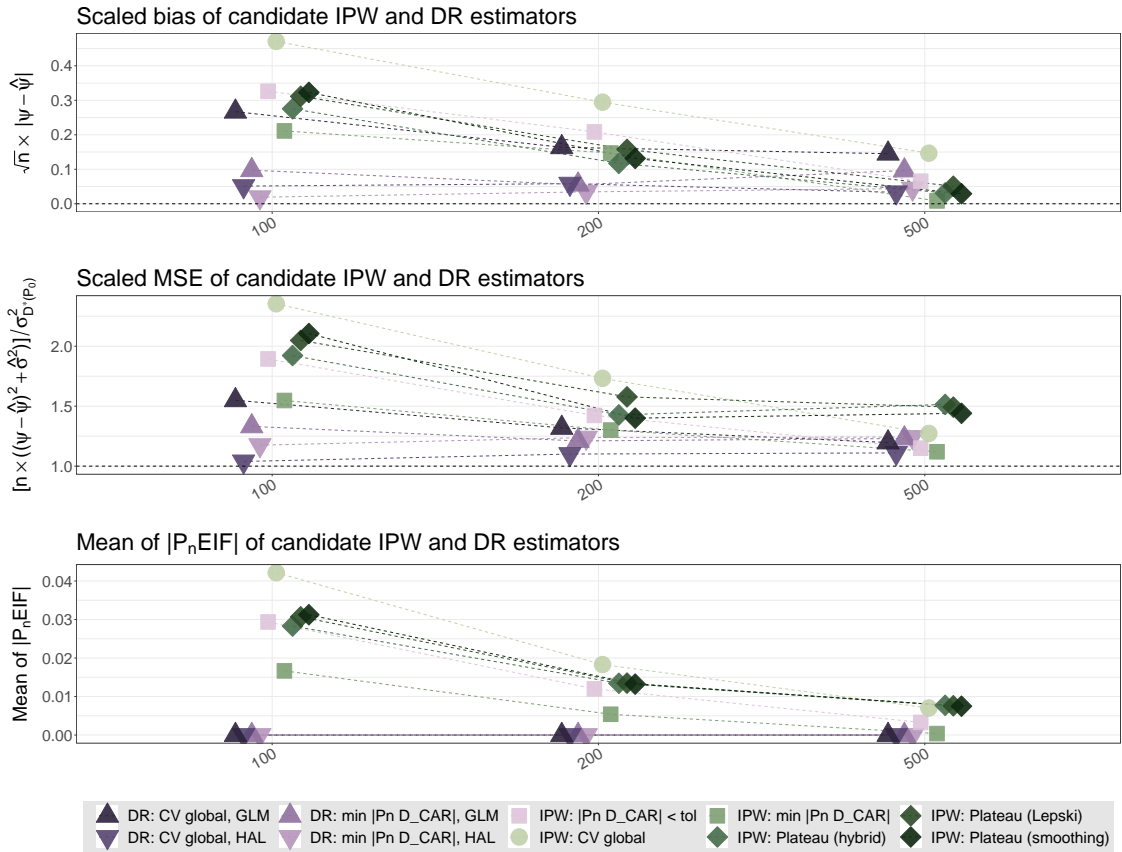


Figure 2: Numerical comparisons of our nonparametric IPW estimator variants and common DR estimators.

In this setting, in terms of scaled bias, the undersmoothing-based IPW estimators (square and diamond markers) outperform the IPW estimator based on “global” CV at  $n = 100$  and  $n = 200$ , depicting the debiasing enforced by undersmoothing. These novel IPW estimators display performance comparable to that of the DR estimators across all of the sample sizes considered (n.b., that the unscaled bias is on the order of thousandths) and are indistinguishable

from one another by  $n = 500$ . None of the estimator variants considered appear to show any sign of being asymptotically inconsistent. As regards asymptotic efficiency, the DR estimator variants outperform their IPW competitors at  $n = 100$  but show comparable efficiency by  $n = 200$ ; moreover, all estimators appear to be approaching the efficiency bound by  $n = 500$ , though the IPW estimators based on the targeted undersmoothing seem to be converging more quickly (in  $n$ ) than their counterparts based on agnostic undersmoothing criteria. Unlike in the preceding scenario, the IPW estimator utilizing agnostic undersmoothing based on criterion (12) does not show an uptick in efficiency at  $n = 500$  but instead appears to be converging to the efficiency bound. The IPW estimator based on “global” CV exhibits inflated bias and poorer efficiency than its counterparts at  $n = 100$  and  $n = 200$ , though its performance vastly improves (to the point of being comparable) by  $n = 500$ ; we stress that this is not expected from theory and should not be taken as a general property of IPW estimators based on such a selector. All of the IPW and DR estimator variants appear to solve the empirical mean of the EIF quite well, suggesting that all are solutions to the EIF estimating equation and, as such, capable of achieving asymptotic efficiency. Of note, with respect to this metric, the IPW estimators based on targeted undersmoothing criteria (square markers) exhibit performance closer to that of the DR estimators than do their IPW counterparts based on agnostic undersmoothing (diamond markers). As with the preceding scenario, the results of this set of numerical experiments suggest that all of our novel IPW estimators are asymptotically consistent and efficient, with performance comparable to that of DR estimators in sample sizes as low as  $n = 500$ . While the conclusion may remain that DR estimators ought to be preferred when sample sizes are very limited (e.g.,  $n = 100$ ), our novel IPW estimators are competitive, as measured by standard desiderata from semiparametric efficiency theory, with access to only modest sample sizes. Furthermore, as evidenced by the performance of the IPW estimators based on agnostic undersmoothing, our proposed estimators can achieve such desirable levels of performance without any explicit knowledge of semiparametric efficiency theory.

## 5 Discussion

We have developed nonparametric-efficient IPW estimators of the causal effects of MTPs by applying targeted or agnostic sieve estimation techniques to flexible estimators of the generalized propensity score. Our IPW estimators rely entirely on the accuracy and rate-convergence properties of the generalized propensity score estimator; moreover, our targeted selectors rely upon estimation of the outcome mechanism as well, which plays a role in the quality of the selection. There are several avenues along which our proposed estimators and selection procedures may be evaluated. For instance, further investigations may focus on evaluating the degree to which selection of an optimal undersmoothed estimator  $g_{n,A,\lambda_n}$  is impacted by possibly poor estimation of  $\bar{Q}_{n,Y}$  as well as the degree to which the efficiency of our IPW estimators degrades under poor estimates of the latter quantity. An analytic strategy in this vein could lead to a sensitivity analysis for this class of IPW estimators. Examining how our successful application of sieve estimation principles in this setting could be expanded to other areas of causal inference reveals further avenues for potential progress, both theoretically and practically.

Although the formulation and demonstration of our proposed methodology in the context of single timepoint interventions appears promising, extensions to longitudinal intervention regimes require significant and careful attention. Díaz et al. (2020) have already extended the theoretical underpinning of MTPs to the longitudinal setting, though their estimation efforts focused exclusively on sequentially doubly robust estimators. As these authors have already derived the EIF with respect to the nonparametric model  $\mathcal{M}$ , our efforts could focus instead on deriving the relevant  $D_{\text{CAR}}$  projection term necessary for using undersmoothing techniques to construct nonparametric-efficient IPW estimators of the causal effects of longitudinal MTPs. The successful formulation of sieve-based estimation strategies in this setting promises unique challenges, as the generalized propensity score estimators at each timepoint would need to be *jointly* undersmoothed with the aim of solving the EIF adequately *across* all timepoints. No similar strategy appears to have been previously explored in the context of IPW estimation.

Our examinations aimed only to develop nonparametric-efficient IPW estimators of the causal effects of MTPs, yet flexible and accurate generalized propensity score estimators are critical for formulating doubly robust estimators as well. In the [Supplementary Materials](#), we presented evidence from numerical studies suggesting that our agnostic selectors, and one of our targeted selectors, lead to estimators that minimize the second-order remainder associated with the EIF just as well as conventional doubly robust techniques do. An important area of future work concerns how these selectors can be combined with doubly robust estimators so as to develop procedures that are doubly robust (in terms of consistency) but that yet achieve improved efficiency and rate-convergence properties via undersmoothing of the generalized propensity score. Whether such estimators could be made to exhibit higher-order forms of asymptotic efficiency — and the degree to which our selection procedures would need to be adapted to this end — remains an open question, though investigations outside of the framework of sieve estimation have shown promise (e.g., Mukherjee et al., 2017; van der Laan et al., 2021).

## Acknowledgements

We thank Alan Hubbard and Nick Jewell, for helpful comments on an early draft of the manuscript; Jeremy Coyle, for discussions and early-stage collaborations on software implementations; and Ted Westling, for bringing to our attention semiparametric conditional density estimation techniques for location-scale families. NSH's work was supported in part by the National Science Foundation (award no. DMS 2102840), and MJvdL was partially supported by a grant from the National Institute of Allergy and Infectious Diseases (award no. R01 AI074345).

## References

- AUSTIN, P. C. (2018). Assessing the performance of the generalized propensity score for estimating the effect of quantitative or continuous exposures on binary outcomes. *Statistics in Medicine* **37**, 1874–1894.
- BAHADORI, M. T., TCHETGEN TCHETGEN, E. J. & HECKERMAN, D. E. (2021). End-to-end balancing for causal continuous treatment-effect estimation. *arXiv preprint arXiv:2107.13068*.
- BENKESER, D. & VAN DER LAAN, M. J. (2016). The highly adaptive lasso estimator. In *2016 IEEE International Conference on Data Science and Advanced Analytics (DSAA)*. IEEE.
- BIBAUT, A. F. & VAN DER LAAN, M. J. (2019). Fast rates for empirical risk minimization with cadlag losses with bounded sectional variation norm. *arXiv preprint arXiv:1907.09244*.
- BICKEL, P. J., KLAASSEN, C. A., RITOV, Y. & WELLNER, J. A. (1993). *Efficient and Adaptive Estimation for Semiparametric Models*. Johns Hopkins University Press Baltimore.
- BREIMAN, L. (1996). Stacked regressions. *Machine Learning* **24**, 49–64.
- CAI, W. & VAN DER LAAN, M. (2020). Nonparametric bootstrap inference for the targeted highly adaptive least absolute shrinkage and selection operator (LASSO) estimator. *International Journal of Biostatistics* **16**.
- CHENG, K. F. & CHU, C.-K. (2004). Semiparametric density estimation under a two-sample density ratio model. *Bernoulli* **10**, 583–604.
- COX, D. R. (1958). *Planning of Experiments*. Wiley.
- COYLE, J. R., HEJAZI, N. S., PHILLIPS, R. V., VAN DER LAAN, L. W. & VAN DER LAAN, M. J. (2022). *hal9001: The scalable highly adaptive lasso*. R package version 0.4.3.
- DAVIES, M. M. & VAN DER LAAN, M. J. (2014). Sieve plateau variance estimators: A new approach to confidence interval estimation for dependent data. Tech. Rep. 322, University of California, Berkeley. UC Berkeley Division of Biostatistics Working Paper Series.
- DÍAZ, I. & HEJAZI, N. S. (2020). Causal mediation analysis for stochastic interventions. *Journal of the Royal Statistical Society: Series B (Statistical Methodology)* **82**, 661–683.
- DÍAZ, I., HEJAZI, N. S., RUDOLPH, K. E. & VAN DER LAAN, M. J. (2020). Non-parametric efficient causal mediation with intermediate confounders. *Biometrika* **108**, 627–641.
- DÍAZ, I., HOFFMAN, K. L. & HEJAZI, N. S. (2022). Causal survival analysis under competing risks using longitudinal modified treatment policies. *arXiv preprint arXiv:2202.03513*.
- DÍAZ, I. & VAN DER LAAN, M. J. (2011). Super learner based conditional density estimation with application to marginal structural models. *International Journal of Biostatistics* **7**, 1–20.
- DÍAZ, I. & VAN DER LAAN, M. J. (2012). Population intervention causal effects based on stochastic interventions. *Biometrics* **68**, 541–549.
- DÍAZ, I. & VAN DER LAAN, M. J. (2013). Targeted data adaptive estimation of the causal dose–response curve. *Journal of Causal Inference* **1**, 171–192.
- DÍAZ, I. & VAN DER LAAN, M. J. (2018). Stochastic treatment regimes. In *Targeted Learning in Data Science: Causal Inference for Complex Longitudinal Studies*. Springer Science & Business Media, pp. 167–180.
- DÍAZ, I., WILLIAMS, N., HOFFMAN, K. L. & SCHENCK, E. J. (2021). Nonparametric causal effects based on longitudinal modified treatment policies. *Journal of the American Statistical Association*, 1–16.
- DUDOIT, S. & VAN DER LAAN, M. J. (2005). Asymptotics of cross-validated risk estimation in estimator selection and performance assessment. *Statistical Methodology* **2**, 131–154.
- ERTEFAIE, A., HEJAZI, N. S. & VAN DER LAAN, M. J. (2022). Nonparametric inverse probability weighted estimators based on the highly adaptive lasso. *Biometrics* (under revision).



- GALVAO, A. F. & WANG, L. (2015). Uniformly semiparametric efficient estimation of treatment effects with a continuous treatment. *Journal of the American Statistical Association* **110**, 1528–1542.
- GILL, R. D., VAN DER LAAN, M. J. & WELLNER, J. A. (1995). Inefficient estimators of the bivariate survival function for three models. In *Annales de l'IHP Probabilités et statistiques*, vol. 31.
- HANEUSE, S. & ROTNITZKY, A. (2013). Estimation of the effect of interventions that modify the received treatment. *Statistics in Medicine* **32**, 5260–5277.
- HEJAZI, N. S., BENKESER, D. C. & VAN DER LAAN, M. J. (2022a). *haldensify: Highly adaptive lasso conditional density estimation*. R package version 0.2.3.
- HEJAZI, N. S., COYLE, J. R. & VAN DER LAAN, M. J. (2020a). hal9001: Scalable highly adaptive lasso regression in R. *Journal of Open Source Software* **5**, 2526.
- HEJAZI, N. S., RUDOLPH, K. E., VAN DER LAAN, M. J. & DÍAZ, I. (2022b). Nonparametric causal mediation analysis for stochastic interventional (in)direct effects. *Biostatistics* (in press).
- HEJAZI, N. S., VAN DER LAAN, M. J., JANES, H. E., GILBERT, P. B. & BENKESER, D. C. (2020b). Efficient nonparametric inference on the effects of stochastic interventions under two-phase sampling, with applications to vaccine efficacy trials. *Biometrics* **77**, 1241–1253.
- HIRANO, K. & IMBENS, G. W. (2004). The propensity score with continuous treatments. *Applied Bayesian Modeling and Causal Inference from Incomplete-data Perspectives* **226164**, 73–84.
- HIRANO, K., IMBENS, G. W. & RIDDER, G. (2003). Efficient estimation of average treatment effects using the estimated propensity score. *Econometrica* **71**, 1161–1189.
- HUBBARD, A. E. & VAN DER LAAN, M. J. (2008). Population intervention models in causal inference. *Biometrika* **95**, 35–47.
- IMAI, K. & VAN DYK, D. A. (2004). Causal inference with general treatment regimes: Generalizing the propensity score. *Journal of the American Statistical Association* **99**, 854–866.
- IMBENS, G. W. (2000). The role of the propensity score in estimating dose-response functions. *Biometrika* **87**, 706–710.
- KENNEDY, E. H. (2016). Semiparametric theory and empirical processes in causal inference. In *Statistical Causal Inferences and Their Applications in Public Health Research*. Springer, pp. 141–167.
- KENNEDY, E. H. (2019). Nonparametric causal effects based on incremental propensity score interventions. *Journal of the American Statistical Association* **114**, 645–656.
- KENNEDY, E. H., MA, Z., MCHUGH, M. D. & SMALL, D. S. (2017). Non-parametric methods for doubly robust estimation of continuous treatment effects. *Journal of the Royal Statistical Society: Series B (Statistical Methodology)* **79**, 1229–1245.
- KLAASSEN, C. A. (1987). Consistent estimation of the influence function of locally asymptotically linear estimators. *Annals of Statistics*, 1548–1562.
- LEPSKII, O. (1992). Asymptotically minimax adaptive estimation I — Upper bounds and optimally adaptive estimates. *Theory of Probability & Its Applications* **36**, 682–697.
- LEPSKII, O. V. (1991). On a problem of adaptive estimation in gaussian white noise. *Theory of Probability & Its Applications* **35**, 454–466.
- LEPSKII, O. V. (1993). Asymptotically minimax adaptive estimation II — Schemes without optimal adaptation: Adaptive estimators. *Theory of Probability & Its Applications* **37**, 433–448.
- MCHUGH, M. D., BEREZ, J. & SMALL, D. S. (2013). Hospitals with higher nurse staffing had lower odds of readmissions penalties than hospitals with lower staffing. *Health Affairs* **32**, 1740–1747.
- MUKHERJEE, R., NEWAY, W. K. & ROBINS, J. M. (2017). Semiparametric efficient empirical higher order influence function estimators. *arXiv preprint arXiv:1705.07577*.
- MUKHERJEE, R., TCHETGEN TCHETGEN, E. J. & ROBINS, J. M. (2015). Lepski’s method and adaptive estimation of nonlinear integral functionals of density. Tech. Rep. 195, Harvard University. Harvard University Biostatistics Working Paper Series.
- NEYMAN, J. (1938). Contribution to the theory of sampling human populations. *Journal of the American Statistical Association* **33**, 101–116.
- NUGENT, J. R. & BALZER, L. B. (2021). Evaluating shifts in mobility and COVID-19 case rates in US counties: A demonstration of modified treatment policies for causal inference with continuous exposures. *arXiv preprint arXiv:2110.12529*.

- OWEN, A. B. (2005). Multidimensional variation for quasi-monte carlo. In *Contemporary Multivariate Analysis And Design Of Experiments: In Celebration of Professor Kai-Tai Fang's 65th Birthday*. World Scientific, pp. 49–74.
- PEARL, J. (2009). *Causality: Models, Reasoning, and Inference*. Cambridge University Press.
- PEARL, J. (2010). Brief report: On the consistency rule in causal inference: “axiom, definition, assumption, or theorem?”. *Epidemiology*, 872–875.
- QIN, J. (1998). Inferences for case-control and semiparametric two-sample density ratio models. *Biometrika* **85**, 619–630.
- QIU, H., LUEDTKE, A. & CARONE, M. (2021). Universal sieve-based strategies for efficient estimation using machine learning tools. *Bernoulli* **27**, 2300–2336.
- R CORE TEAM (2022). *R: A Language and Environment for Statistical Computing*. R Foundation for Statistical Computing, Vienna, Austria.
- ROBINS, J., LI, L., TCHETGEN TCHETGEN, E. & VAN DER VAART, A. (2008). Higher order influence functions and minimax estimation of nonlinear functionals. In *Probability and Statistics: Essays in Honor of David A. Freedman*. Institute of Mathematical Statistics, pp. 335–421.
- ROBINS, J. M., HERNÁN, M. A. & BRUMBACK, B. (2000). Marginal structural models and causal inference in epidemiology. *Epidemiology* **11**, 550–560.
- ROBINS, J. M., ROTNITZKY, A. & ZHAO, L. P. (1994). Estimation of regression coefficients when some regressors are not always observed. *Journal of the American Statistical Association* **89**, 846–866.
- SOFRYGIN, O., ZHU, Z., SCHMITTDIEL, J. A., ADAMS, A. S., GRANT, R. W., VAN DER LAAN, M. J. & NEUGEBAUER, R. (2019). Targeted learning with daily EHR data. *Statistics in Medicine* **38**, 3073–3090.
- STITELMAN, O. M., HUBBARD, A. E. & JEWELL, N. P. (2010). The impact of coarsening the explanatory variable of interest in making causal inferences: Implicit assumptions behind dichotomizing variables. Tech. Rep. 264, University of California, Berkeley. UC Berkeley Division of Biostatistics Working Paper Series.
- STOCK, J. H. (1989). Nonparametric policy analysis. *Journal of the American Statistical Association* **84**, 567–575.
- SUGIYAMA, M., SUZUKI, T. & KANAMORI, T. (2012). *Density Ratio Estimation in Machine Learning*. Cambridge University Press.
- SUGIYAMA, M., TAKEUCHI, I., SUZUKI, T., KANAMORI, T., HACHIYA, H. & OKANOHARA, D. (2010). Conditional density estimation via least-squares density ratio estimation. In *Proceedings of the Thirteenth International Conference on Artificial Intelligence and Statistics*. JMLR Workshop and Conference Proceedings.
- TIBSHIRANI, R. (1996). Regression shrinkage and selection via the lasso. *Journal of the Royal Statistical Society: Series B (Statistical Methodology)* **58**, 267–288.
- VAN DER LAAN, M. J. (2010). Targeted maximum likelihood learning based causal inference. Tech. Rep. 259, University of California, Berkeley. UC Berkeley Division of Biostatistics Working Paper Series.
- VAN DER LAAN, M. J. (2014). Targeted estimation of nuisance parameters to obtain valid statistical inference. *International Journal of Biostatistics* **10**, 29–57.
- VAN DER LAAN, M. J. (2015). A generally efficient targeted minimum loss based estimator. Tech. Rep. 343, University of California, Berkeley. UC Berkeley Division of Biostatistics Working Paper Series.
- VAN DER LAAN, M. J. (2017). A generally efficient targeted minimum loss based estimator based on the highly adaptive lasso. *International Journal of Biostatistics* **13**.
- VAN DER LAAN, M. J. (2022). Further improvements to the convergence rate and properties of the highly adaptive lasso estimator. Personal communication.
- VAN DER LAAN, M. J., BENKESER, D. & CAI, W. (2019). Efficient estimation of pathwise differentiable target parameters with the undersmoothed highly adaptive lasso. *arXiv preprint arXiv:1908.05607*.
- VAN DER LAAN, M. J., BIBAUT, A. & LUEDTKE, A. R. (2018a). CV-TMLE for nonpathwise differentiable target parameters. In *Targeted Learning in Data Science: Causal Inference for Complex Longitudinal Studies*. Springer Science & Business Media, pp. 455–481.
- VAN DER LAAN, M. J. & BIBAUT, A. F. (2017). Uniform consistency of the highly adaptive lasso estimator of infinite-dimensional parameters. *arXiv preprint arXiv:1709.06256*.
- VAN DER LAAN, M. J., CHAMBAZ, A. & LENDLE, S. (2018b). Online targeted learning for time series. In *Targeted Learning in Data Science*. Springer, pp. 317–346.

- VAN DER LAAN, M. J., POLLEY, E. C. & HUBBARD, A. E. (2007). Super Learner. *Statistical Applications in Genetics and Molecular Biology* **6**.
- VAN DER LAAN, M. J. & ROBINS, J. M. (2003). *Unified Methods for Censored Longitudinal Data and Causality*. Springer Series in Statistics. Springer New York.
- VAN DER LAAN, M. J. & ROSE, S. (2011). *Targeted Learning: Causal Inference for Observational and Experimental Data*. Springer Science & Business Media.
- VAN DER LAAN, M. J. & ROSE, S. (2018). *Targeted Learning in Data Science: Causal Inference for Complex Longitudinal Studies*. Springer Science & Business Media.
- VAN DER LAAN, M. J. & RUBIN, D. (2006). Targeted maximum likelihood learning. *International Journal of Biostatistics* **2**.
- VAN DER LAAN, M. J., WANG, Z. & VAN DER LAAN, L. W. (2021). Higher order targeted maximum likelihood estimation. *arXiv preprint arXiv:2101.06290*.
- VON MISES, R. (1947). On the asymptotic distribution of differentiable statistical functions. *The Annals of Mathematical Statistics* **18**, 309–348.
- WESTLING, T., GILBERT, P. & CARONE, M. (2020). Causal isotonic regression. *Journal of the Royal Statistical Society: Series B (Statistical Methodology)* **82**, 719–747.
- WU, X., WEINBERGER, K. R., WELLENIUS, G. A., DOMINICI, F. & BRAUN, D. (2021). Assessing the causal effects of a stochastic intervention in time series data: Are heat alerts effective in preventing deaths and hospitalizations? *arXiv preprint arXiv:2102.10478*.
- YOUNG, J. G., HERNÁN, M. A. & ROBINS, J. M. (2014). Identification, estimation and approximation of risk under interventions that depend on the natural value of treatment using observational data. *Epidemiologic Methods* **3**, 1–19.
- ZHENG, W. & VAN DER LAAN, M. J. (2011). Cross-validated targeted minimum-loss-based estimation. In *Targeted Learning*. Springer, pp. 459–474.
- ZHU, Y., COFFMAN, D. L. & GHOSH, D. (2015). A boosting algorithm for estimating generalized propensity scores with continuous treatments. *Journal of Causal Inference* **3**, 25–40.

---

# Supplementary Materials for

## EFFICIENT ESTIMATION OF MODIFIED TREATMENT POLICY EFFECTS BASED ON THE GENERALIZED PROPENSITY SCORE

---

**Nima S. Hejazi**

Division of Biostatistics,  
Department of Population Health Sciences,  
Weill Cornell Medicine  
nhejazi@berkeley.edu

**David C. Benkeser**

Department of Biostatistics & Bioinformatics,  
Rollins School of Public Health,  
Emory University  
benkeser@emory.edu

**Iván Díaz**

Division of Biostatistics,  
Department of Population Health Sciences,  
Weill Cornell Medicine  
ild2005@med.cornell.edu

**Mark J. van der Laan**

Division of Biostatistics,  
School of Public Health,  
University of California, Berkeley  
laan@berkeley.edu

May 13, 2022

We provide details on our theoretical arguments in Sections [S1](#) and [S2](#), throughout which we rely on notation and quantities introduced within the entirety of the [main manuscript](#). In these sections, we will, at times, make use of a convenient identity for swapping  $\tilde{g}_A(A | W)$  with  $\bar{Q}_Y(d(A, W; \delta), W)$ , itself based on the change-of-variable formula for integration. For an arbitrary function  $f(A, W)$  of  $(A, W)$ , this identity is

$$\int_{\mathcal{A}} f(A, W) \tilde{g}_A(A | W) d\mu(A) = \int_{\mathcal{A}} f(d(A, W; \delta), W) g_A(A | W) b'(A, W; \delta) d\mu(A), \quad (\text{S1})$$

where  $d(A, W)$  is an MTP following Assumption [A1](#), as in equations [\(1\)](#) and [\(2\)](#), and, in an abuse of notation, the term  $b'(A, W; \delta)$  is the derivative of the inverse of  $d(A, W; \delta)$ , meant to refer to the appropriate inverse of its primitive, for  $d(A, W; \delta)$  defined piecewise. Examination of equation [\(S1\)](#) reveals that the right-hand side of the equivalence is far easier to evaluate, since it requires only integration with respect to  $g_A(A | W)$ , the natural conditional treatment density, instead of integration with respect to  $\tilde{g}_A(A | W)$ , the counterfactual conditional treatment density. When the MTP is as in [\(1\)](#), the expression on the right-hand side further simplifies, as  $b'(A, W; \delta) = 1$  uniformly in the support of  $d(A, W; \delta)$ ; however, the expression is not much more complicated when the MTP is as in [\(2\)](#), in which case  $b'(A, W; \delta) = \delta^{-1}$ . Throughout the remainder of the present treatment, for simplicity of exposition, we will assume that  $d(A, W; \delta)$  is the MTP [\(1\)](#), though similar arguments hold for alternative MTP definitions.

## S1 Developing a Targeted Undersmoothing Criterion

We now turn to deriving the projection component  $D_{\text{CAR}}(P_0)$  of the EIF of  $\psi_{0,\delta}$ , leading to Lemma [1](#) presented in Section [3.2](#) of the manuscript. We use this form of the projection  $D_{\text{CAR}}(P_0)$  to detail the construction of our pragmatic criterion  $\tilde{D}_{\text{CAR}}(P_0)$ .

Recall that we consider MTPs of the forms [\(1\)](#) and [\(2\)](#), which imply differing post-intervention conditional treatment densities, both of which we denote as  $\tilde{g}_{0,A}(A | W)$ . These correspond to stochastic interventions of the second variety discussed in the main text, in which the MTP  $d(A, W; \delta)$  shifts the natural value of the treatment  $A$  by an investigator-supplied scalar  $\delta(W)$ , which may depend on baseline covariates  $W$ . To begin, we remind ourselves that  $D^*(P) = U_{g_A}(\Psi)(P) - D_{\text{CAR}}(P)$  at a distribution  $P \in \mathcal{M}$  by a representation attributed to [Robins et al. \(1994\)](#).

Specifically,

$$\begin{aligned}
D^*(P) = & \underbrace{\left( Y \frac{\tilde{g}_{\cdot,A}(A | W)}{g_{\cdot,A}(A | W)} - \Psi(P) \right)}_{U_{g_A}(\Psi)(P)} \\
& - \underbrace{\left( \overline{Q}_{\cdot,Y}(A, W) \frac{\tilde{g}_{\cdot,A}(A | W)}{g_{\cdot,A}(A | W)} - \int_{\mathcal{A}} \overline{Q}_{\cdot,Y}(A, W) \tilde{g}_{\cdot,A}(A | W) d\mu(A) \right)}_{D_{\text{CAR for a known stochastic intervention}} \\
& + \underbrace{\left( \overline{Q}_{\cdot,Y}(d(A, W; \delta), W) - \mathbb{E}[\overline{Q}_{\cdot,Y}(d(A, W; \delta), W) | W] \right)}_{s_g, \text{ the score term for a learned stochastic intervention}} .
\end{aligned}$$

Note that this general representation of the EIF accounts for the dependence of the post-intervention treatment density  $\tilde{g}_{\cdot,A}(A | W)$  on the distribution  $P$ , that is, where the target parameter is the counterfactual mean of  $Y$  under a stochastic intervention of the first variety discussed in the main text. While this general representation encompasses stochastic interventions that do not strictly satisfy Assumption A1, required of MTPs, it is challenging to work with on account of both the second term, which requires integration over  $\mathcal{A}$ , and the third term, which involves a score based on the outcome mechanism  $\overline{Q}_{\cdot,Y}$ . Fortunately, when the stochastic intervention is an MTP (as in the scope of this manuscript), a significant simplification can be made. Namely, when the post-intervention conditional density is “known” (i.e., implied by an MTP  $d(A, W; \delta)$ ), the dependence of the post-intervention density  $\tilde{g}_{0,A}(A | W)$  on  $P$  (i.e., the third term for *learning* a stochastic intervention) may be dropped. In this case, the EIF may be expressed

$$\begin{aligned}
D^*(P) = & \left( Y \frac{\tilde{g}_{\cdot,A}(A | W)}{g(A | W)} - \Psi(P) \right) \\
& - \left( \overline{Q}_{\cdot,Y}(A, W) \frac{\tilde{g}_{\cdot,A}(A | W)}{g_{\cdot,A}(A | W)} - \int_{\mathcal{A}} \overline{Q}_{\cdot,Y}(A, W) \tilde{g}_{\cdot,A}(A | W) d\mu(A) \right) .
\end{aligned}$$

With this in mind, we need only segregate the IPW estimating function  $U_{g_A}(\Psi)(P)$  from the remaining terms in this expression of the EIF  $D^*(P)$  in order to formulate a suitable term to be used as an objective for undersmoothing over a sequence of conditional density estimators  $\{g_{n,A,\lambda} : \lambda_1, \dots, \lambda_K\}$ . Recalling the general expression for the EIF  $D^*(P)$  as a difference between the IPW estimating function  $U_{g_A}(\Psi)(P)$  and any remaining terms, we denote this expression  $D_{\text{CAR}}$ .

By equivalence of these two preceding expressions for the EIF, we now define  $\tilde{D}_{\text{CAR}} := D_{\text{CAR}} - s_g$ , where the two terms are as defined in the general expression of the EIF above. We stress that  $\tilde{D}_{\text{CAR}}$  is the difference between the projection term in the case of a known stochastic intervention  $\tilde{g}_{\cdot,A}$  and the score term  $s_g$  arising from the dependence of  $\tilde{g}_{\cdot,A}$  on  $P$ . By re-expressing  $s_g$ , we obtain the following expression for  $\tilde{D}_{\text{CAR}}$ :

$$\begin{aligned}
\tilde{D}_{\text{CAR}}(P) = & \underbrace{\left( \overline{Q}_{\cdot,Y}(A, W) \frac{\tilde{g}_{\cdot,A}(A | W)}{g_{\cdot,A}(A | W)} - \int_{\mathcal{A}} \overline{Q}_{\cdot,Y}(A, W) \tilde{g}_{\cdot,A}(A | W) d\mu(A) \right)}_{D_{\text{CAR for a known stochastic intervention}} \\
& - \underbrace{\left( \overline{Q}_{\cdot,Y}(d(A, W; \delta), W) - \int_{\mathcal{A}} \overline{Q}_{\cdot,Y}(d(A, W; \delta), W) g_{\cdot,A}(A | W) d\mu(A) \right)}_{s_g, \text{ the score term for a learned stochastic intervention}} .
\end{aligned}$$

Under the MTP definition and using Assumption A1 to apply the change-of-variable formula (per Haneuse & Rotnitzky (2013)) to re-express the first integral expression identically to the second, the two integral expressions can be made to cancel out. This resolves a significant practical obstacle to working with  $\tilde{D}_{\text{CAR}}$  as a selection criterion. We now have a simplified expression for  $\tilde{D}_{\text{CAR}}$ :

$$\tilde{D}_{\text{CAR}}(P) = \overline{Q}_{\cdot,Y}(A, W) \frac{\tilde{g}_{\cdot,A}(A | W)}{g_{\cdot,A}(A | W)} - \overline{Q}_{\cdot,Y}(d(A, W; \delta), W) .$$

This projection term  $\tilde{D}_{\text{CAR}}$  may serve as a suitable criterion for undersmoothing of a non-stabilized IPW estimator (7); however, it does not extend immediately to the stabilized IPW estimator (8). Next, we repeat the analysis above, abbreviating mathematical manipulations for the sake of convenience, to derive the equivalent expression for the stabilized IPW estimator (8).



In the case of the stabilized IPW estimator, the form of the IPW estimating function and its corresponding  $D_{\text{CAR}}$  projection term take slightly different forms than they do in the case of the non-stabilized IPW estimator. Specifically, in this case, we have

$$U_{g_A}(\Psi)(P) = \left( \frac{\tilde{g}_{\cdot,A}(A | W)}{g_{\cdot,A}(A | W)} \right) (Y - \Psi(P)),$$

for the IPW estimating function  $U_{g_A}(\Psi)(P)$  at a distribution  $P \in \mathcal{M}$ . Then, the corresponding term  $D_{\text{CAR}}$  is

$$D_{\text{CAR}}(P) = \Psi(P) \left( 1 - \frac{\tilde{g}_{\cdot,A}(A | W)}{g_{\cdot,A}(A | W)} \right) + \left( \overline{Q}_{\cdot,Y}(A, W) \frac{\tilde{g}_{\cdot,A}(A | W)}{g_{\cdot,A}(A | W)} - \int_{\mathcal{A}} \overline{Q}_{\cdot,Y}(A, W) \tilde{g}_{\cdot,A}(A | W) d\mu(A) \right).$$

Notably, the score term  $s_g$  for the dependence of  $\tilde{g}_{\cdot,A}(A | W)$  on the distribution  $P$  remains unaltered. Then, a term appropriate as a target for undersmoothing of the stabilized IPW estimator, analogous to that for the non-stabilized IPW estimator, is

$$\tilde{D}_{\text{CAR}}(P) = \Psi(P) \left( 1 - \frac{\tilde{g}_{\cdot,A}(A | W)}{g_{\cdot,A}(A | W)} \right) + \left( \overline{Q}_{\cdot,Y}(A, W) \frac{\tilde{g}_{\cdot,A}(A | W)}{g_{\cdot,A}(A | W)} - \overline{Q}_{\cdot,Y}(d(A, W; \delta), W) \right).$$

and may equivalently be re-expressed

$$\tilde{D}_{\text{CAR}}(P) = \Psi(P) \left( \frac{g_{\cdot,A}(A | W) - \tilde{g}_{\cdot,A}(A | W)}{g_{\cdot,A}(A | W)} \right) + \left( \overline{Q}_{\cdot,Y}(A, W) \frac{\tilde{g}_{\cdot,A}(A | W)}{g_{\cdot,A}(A | W)} - \overline{Q}_{\cdot,Y}(d(A, W; \delta), W) \right).$$

As per the main text, this projection of the EIF onto  $\mathcal{F}_{\text{CAR}}$ , the space of functions of  $A$  that are mean-zero conditional on  $W$  can be used in formulating a targeted undersmoothing criterion for selecting asymptotically efficient IPW estimators that solve the EIF estimating equation as per (11). Any IPW estimator sufficiently minimizing  $|P_n D_{\text{CAR}}(g_{n,A,\lambda}, \overline{Q}_{n,Y})|$  is necessarily a solution of  $|P_n D^*(\cdot; g_{n,A,\lambda}, \overline{Q}_{n,Y}; \Psi)| \approx 0$ , given that all IPW estimators are constructed as solutions to the IPW estimating function  $|P_n U_{g_A}(O; \Psi)| \approx 0$ .

## S2 Second-order remainder of the efficient influence function

To formally characterize the exact second-order remainder  $R_2$  of the EIF expansion (5), as presented in Lemma 2, we consider the EIF expansion at  $P, P_0 \in \mathcal{M}$ :

$$R_2(g_{n,A}, \overline{Q}_{n,Y}, g_{0,A}, \overline{Q}_{0,Y}) = \Psi_\delta(P) - \Psi_\delta(P_0) + P_0 D^*(P),$$

where, per the discussion in Section S1, the last term  $P_0 D^*(P)$  admits the representation

$$P_0 D^*(P) = P_0 \overline{Q}_{\cdot,Y}(A, W) \frac{\tilde{g}_{\cdot,A}(A | W)}{g_{\cdot,A}(A | W)} - \Psi_\delta(P) \tag{S2}$$

$$\begin{aligned} & - P_0 \overline{Q}_{0,Y}(A, W) \frac{\tilde{g}_{\cdot,A}(A | W)}{g_{\cdot,A}(A | W)} \\ & + P_{0,W} \int_{\mathcal{A}} \overline{Q}_{\cdot,Y}(A, W) \tilde{g}_{\cdot,A}(A | W) d\mu(A) \\ & = P_0 (\overline{Q}_{\cdot,Y}(A, W) - \overline{Q}_{0,Y}(A, W)) \frac{\tilde{g}_{\cdot,A}(A | W)}{g_{\cdot,A}(A | W)} g_{0,A}(A | W) \end{aligned} \tag{S3}$$

$$\begin{aligned} & + P_{0,W} \int_{\mathcal{A}} \overline{Q}_{\cdot,Y}(A, W) \tilde{g}_{\cdot,A}(A | W) d\mu(A) - \Psi_\delta(P) \\ & = P_0 (\overline{Q}_{\cdot,Y}(A, W) - \overline{Q}_{0,Y}(A, W)) \left( \frac{g_{0,A}(A | W)}{g_{\cdot,A}(A | W)} - 1 \right) \tilde{g}_{\cdot,A}(A | W) \\ & + P_0 (\overline{Q}_{\cdot,Y}(A, W) - \overline{Q}_{0,Y}(A, W)) \tilde{g}_{\cdot,A}(A | W) \end{aligned} \tag{S4}$$

Throughout the manipulations in the expressions above, the rearrangements between (S2) and (S3) are straightforward, while the final equivalence (S4) is justified by use of the true distribution of  $W$ , under which the equivalence  $P_0 \int_a \bar{Q}_{\cdot,Y}(A, W) \tilde{g}_{\cdot,A}(A | W) - \Psi_\delta(P) = 0$  holds. In order to obtain an exact expression for the second-order remainder term, one need only combine (S4) with the difference term  $\Psi_\delta(P) - \Psi_\delta(P_0)$ , yielding  $R_2(g_{\cdot,A}, \bar{Q}_{\cdot,Y}, g_{0,A}, \bar{Q}_{0,Y})$ , per the definition above. Combining these expressions, and after mathematical simplifications omitted for brevity, one arrives immediately at the form of the remainder given in Lemma 2:

$$R_2(g_{\cdot,A}, \bar{Q}_{\cdot,Y}, g_{0,A}, \bar{Q}_{0,Y}) = \int_W \int_A (Q_{\cdot,Y}(a, w) - Q_{0,Y}(a, w)) \left( \frac{g_{0,A}(a | w) - g_{\cdot,A}(a | w)}{g_{\cdot,A}(a | w)} \right) \tilde{g}_{\cdot,A}(a | w) d\mu(a) d\nu(w).$$

This form of the second-order remainder provides insights into the mechanism by which undersmoothing of an estimator of  $g_{0,A}(A | W)$  can endow an estimator  $\Psi_\delta(P)$  of  $\Psi_\delta(P_0)$  with desirable asymptotic efficiency properties.

In the [main manuscript](#), shortly after presenting Lemma 2, it is noted that this remainder term may be characterized in terms of  $D_{\text{CAR}}$ , that is,  $R_2(g_{\cdot,A}, \bar{Q}_{\cdot,Y}, g_{0,A}, \bar{Q}_{0,Y}) \equiv P_0 D_{\text{CAR}}(\bar{Q}_{\cdot,Y}(A, W) - \bar{Q}_{0,Y}(A, W), g_{\cdot,A}(A | W))$ . This expression for the second-order remainder is based on re-expressing the EIF using the characterization introduced in Lemma 1, which explicitly states that  $D^*(P) = U_{g_A}(\Psi)(P) - D_{\text{CAR}}(P)$ . Straightforward manipulation of this expression of the EIF quickly yields,

$$\begin{aligned} & P_0 D^*(\bar{Q}_{\cdot,Y}(A, W), g_{\cdot,A}(A | W)) - P_0 D^*(\bar{Q}_{0,Y}(A, W), g_{\cdot,A}(A | W)) = \\ & P_0 \left( \frac{\tilde{g}_{\cdot,A}(A | W)}{g_{\cdot,A}(A | W)} Y \right) - \Psi_\delta(P) - P_0 \left( \frac{\tilde{g}_{\cdot,A}(A | W)}{g_{\cdot,A}(A | W)} Y \right) + \Psi_\delta(P_0) \\ & - P_0 D_{\text{CAR}}(\bar{Q}_{\cdot,Y}(A, W), g_{\cdot,A}(A | W)) + P_0 D_{\text{CAR}}(\bar{Q}_{0,Y}(A, W), g_{\cdot,A}(A | W)) \\ & = \Psi_\delta(P_0) - \Psi_\delta(P) + P_0 D_{\text{CAR}}(\bar{Q}_{\cdot,Y}(A, W) - \bar{Q}_{0,Y}(A, W), g_{\cdot,A}(A | W)). \end{aligned}$$

With this equivalence established, it is now easier to notice that the second-order remainder is itself only a score of the treatment mechanism; thus, undersmoothing of an estimator of the treatment mechanism would be expected to solve  $R_2$  to some nontrivial degree. Indeed, this expression provides the insight that undersmoothing of a HAL estimator of  $g_{0,A}(A | W)$  so as to include a richer set of basis functions (yielding a more nonparametric estimator) ought to solve this second-order remainder better. As noted in the [main manuscript](#),  $R_2$  itself, unlike  $D_{\text{CAR}}$ , cannot be used as an undersmoothing target, since its form relies on the true outcome mechanism  $\bar{Q}_{0,Y}(A, W)$ , whose form is never known in practice. Yet, it may be possible to make use of  $R_2$  as a diagnostic for the comparison of candidate estimators. To this end, in our numerical experiments (presented in Section 4 and reexamined in Section S5), we evaluate the performance of our proposed IPW estimators, alongside that of several competitors, using an approximation of  $R_2$  (as well as standard metrics). To do so, we define  $\tilde{R}_2(\cdot) := P_0 D_{\text{CAR}}(\bar{Q}_{\cdot,Y}(A, W) - \bar{Q}_{0,Y}(A, W), g_{\cdot,A}(A | W))$ , which can be evaluated in any given *simulated* dataset  $O_1, \dots, O_n$  by estimating the nuisance quantities (e.g., with appropriate HAL estimators) and computing the differences of these against the known forms of the nuisance parameters, themselves evaluated on the given dataset. In our examples, by applying the MTP directly to the given dataset, it is possible to numerically evaluate the integral expressions (over  $\tilde{g}_{\cdot,A}(A | W)$ ) that appear in the definition of the remainder term. Evaluating  $\tilde{R}_2$  across many numerical examples then allows approximation of  $R_2$  as  $R_2 = P_0 \tilde{R}_2$ , where the expectation with respect to  $P_0$  is evaluated by Monte Carlo integration.

### S3 Alternative conditional density estimators

#### S3.1 Semiparametric location-scale conditional density estimation

A recently developed family of flexible semiparametric conditional density estimators takes the general form  $\rho(A - \mu(W)/\sigma(W))$ , where  $\rho$  is a given marginal density function. Conditional density estimation procedures falling within this framework may be characterized as belonging to a *conditional location-scale* family, i.e., where  $g_{n,A}(A | W) = \rho((A - \mu_n(W))/\sigma_n(W))$ ; where we stress that the marginal density mapping  $\rho$  is selected *a priori*, leaving only the relevant moments  $\mu$  and  $\sigma$  to be estimated.

Though the restriction to (conditional) location-scale families imposes some limitations on the form of the target functional, the strategy is made particularly flexible by its ability to incorporate arbitrary, data-adaptive regression strategies for the estimation of  $\mu(W) = \mathbb{E}[A | W]$  and, optionally, of the conditional variance  $\sigma(W) = \mathbb{E}[(A - \mu(W))^2 | W]$ . In particular, in settings with limited data, the additional structure imposed by the assumption of

form of the target density functional (i.e., in the specified kernel function  $\rho$ ) can prove beneficial, when the true density function admits such a representation. While we stress that this procedure is surely not a novel contribution of the present work, we have been otherwise unable to ascertain a formal description of it; thus, we provide such a formalization in Algorithm S1, which sketches the construction of conditional density estimators of this family.

---

**Algorithm S1:** Location-scale conditional density estimation

---

**Result:** Estimates of the conditional density of  $A$ , given  $W$ .

**Input :**

- 1 An observed data vector of the continuous treatment for  $n$  units:  $A$
  - 2 An observed data vector (or matrix) of the baseline covariates for  $n$  units:  $W$
  - 3 A kernel function specification to be used to construct the density estimate:  $\rho$
  - 4 A candidate regression procedure to estimate the conditional mean  $\mu(W)$ :  $f_\mu$
  - 5 A candidate regression procedure to estimate the conditional variance  $\sigma(W)$ :  $f_\sigma$
- 1 Estimate  $\mathbb{E}[A | W]$ , the conditional mean of  $A$  given  $W$ , by applying the regression estimator  $f_\mu$ , yielding  $\hat{\mu}(W)$ .
  - 2 Estimate  $\mathbb{V}[A | W]$ , the conditional variance of  $A$  given  $W$ , by applying the regression estimator  $f_\sigma$ , yielding  $\hat{\sigma}^2(W)$ . Note that this step involves only estimation of the conditional mean  $\mathbb{E}[(A - \hat{\mu}(W))^2 | W]$ .
  - 3 Estimate the one-dimensional density of  $(A - \hat{\mu}(W))^2 / \hat{\sigma}^2(W)$ , using kernel smoothing to obtain  $\hat{\rho}(A)$ .
  - 4 Construct the estimated conditional density  $g_{n,A}(A | W) = \hat{\rho}((A - \hat{\mu}(W)) / \hat{\sigma}(W))$ .

**Output:**  $g_{n,A}$ , an estimate of the generalized propensity score.

---

The sketch of the algorithm for constructing estimators  $g_{n,A}(a | w)$  of the generalized propensity score may take two forms, which diverge at the second step above. Firstly, one may elect to estimate only the conditional mean  $\mu(W)$  via a regression technique, leaving the variance to be taken as constant (estimated simply as the marginal mean of  $\mathbb{E}[(A - \hat{\mu}(W))^2]$ ). Estimators of this form may be described as having *homoscedastic error*, based on the variance assumption made. Alternatively, one may additionally estimate the conditional variance  $\sigma^2(W)$  via the residuals of the estimated conditional mean, that is, estimating instead the conditional mean  $\mathbb{E}[(A - \hat{\mu}(W))^2 | W]$ .

While the regression procedures  $f_\mu$  and  $f_\sigma$  used to estimate the conditional mean  $\mu(W)$  and the conditional variance  $\sigma^2(W)$ , respectively, may be arbitrary, with candidates including, for example, regression ensembles (Breiman, 1996; van der Laan et al., 2007), we recommend the use of HAL regression (Benkeser & van der Laan, 2016; van der Laan, 2017), as its use will ensure an enhanced rate of convergence (Bibaut & van der Laan, 2019) of the estimator  $g_{n,A}$  to its target  $g_{0,A}$ . The data-adaptive nature of HAL regression affords a degree of flexibility that ought to limit opportunities for model misspecification to compromise estimation of  $g_{0,A}$ ; moreover, their improved convergence rate will help to facilitate the construction of asymptotically linear and efficient estimators of  $\psi_{0,\delta}$ .

### S3.2 Proportional hazards highly adaptive lasso conditional density estimation

Note that a conditional density may be written in terms of the hazard function and survival function as follows

$$g(a | w) = \lambda(a | w) \exp \left( - \int_0^a \lambda(s | w) ds \right), \quad (\text{S5})$$

where  $\lambda(a | w)$  is the conditional hazard function and the survival function is  $\exp(-\int_0^a \lambda(s | w) ds)$ , i.e., a re-scaled cumulative hazard. Using the highly adaptive lasso, the conditional hazard may be estimated based on a Cox proportional hazard model:

$$\lambda(a | w) = \lambda_0(a) \exp \left( \sum_j \beta_j \phi_j \right), \quad (\text{S6})$$

where any given  $\phi_j = \mathbb{I}(a > c_j)$  for some cutoff  $c_j$ , essentially a knot point when spline basis functions are used. Assuming that the quantity in equation (S6) can be estimated using open source software, as available in the `hal9001` (Hejazi et al., 2020; Coyle et al., 2022) and `glmnet` (Friedman et al., 2009) R packages. In the sequel, we focus on estimation of the quantity  $\Lambda(a | w) = \int_0^a \lambda(s | w) ds$ , the cumulative hazard, assuming access to the quantity  $\lambda(a | w)$  since its estimation is straightforward in survival analysis.

Note that the cumulative hazard function is merely the primitive of the conditional hazard function  $\lambda(a | w)$ ; thus, we have

$$\begin{aligned}\Lambda(a | w) &= \int_0^a \lambda(s | w) ds \\ &= \int_{s=0}^a \lambda_0(s) \exp \left( \sum_j \beta_j \phi_j(s, w) \right) ds \\ &= \sum_{l=1}^L \lambda_0(s) \exp \left( \sum_j \beta_j \phi_j(a_l, w)(a_{l+1} - a_l) \right),\end{aligned}$$

where  $a_l \leq a$  and this final quantity is estimable via standard techniques for numerical integration. With an estimate of  $\Lambda(a | w)$  in hand, an estimator of the conditional density may be constructed by the relation given in equation (S5):

$$g(a | w) = \lambda(a | w) \exp(-\Lambda(a | w)).$$

Although it is not without assumptions — most notably, that of proportional hazards — such an estimator of the conditional density is more flexible than its entirely parametric counterparts, especially when nonparametric regression (e.g., HAL) is used for estimation of the conditional hazard function. A variant of this strategy has been explored and successfully utilized by [Rytgaard et al. \(2022, Appendix B and C\)](#) in the context of conditional density estimation in longitudinal studies using an intensity-based representation of the hazard based on the Poisson likelihood.

## S4 Doubly robust estimation

Two popular frameworks for efficient estimation, both taking advantage of the EIF estimating equation, include one-step estimation ([Pfanzagl & Wefelmeyer, 1985](#); [Bickel et al., 1993](#)) and targeted minimum loss (TML) estimation ([van der Laan & Rubin, 2006](#); [van der Laan & Rose, 2011](#)). Importantly, both the one-step and TML estimators are *doubly robust* (DR), a property which affords two important conveniences. Firstly, both estimators are consistent for  $\psi_{0,\delta}$  when either of the initial nuisance estimates of  $g_{n,A}$  and  $\bar{Q}_{n,Y}$  are consistent for their respective nuisance functionals. While the protection afforded by this form of robustness is practically useful, it carries with it a disadvantage: these estimators can only achieve asymptotic efficiency when *both* initial nuisance estimates are consistent. Secondly, as a consequence of their explicit construction based on the EIF, both readily accommodate the use of flexible, data-adaptive estimation strategies for the initial estimation of nuisance parameters. This latter property provides these estimators with a distinct advantage over their direct and IPW estimator counterparts: two opportunities to avoid misspecification bias.

Invoking either estimation strategy proceeds first by constructing initial estimators,  $g_{n,A}$  and  $\bar{Q}_{n,Y}$ , of the conditional treatment density  $g_{0,A}$  and the outcome mechanism  $\bar{Q}_{0,Y}$ . These two DR frameworks diverge at their second stage, each of which implement different forms of bias correction. Within the one-step framework, this amounts to updating the initial estimate  $\psi_{n,\delta}$  — itself obtained simply by “plugging in” the initial estimate of the outcome mechanism  $\bar{Q}_{n,Y}$  into the direct estimator (6) — by adding to it the empirical mean of the EIF evaluated at the initial nuisance estimates  $\{g_{n,A}, \bar{Q}_{n,Y}\}$ . Using the EIF  $D_{n,i}^*$  evaluated at the nuisance estimates  $\{g_{n,A}, \bar{Q}_{n,Y}\}$ , the one-step estimator is  $\psi_{n,\delta}^+ := \psi_{n,\delta} + n^{-1} \sum_{i=1}^n D_{n,i}^*$ . The one-step estimator  $\psi_{n,\delta}^+$  of  $\psi_{0,\delta}$  is both asymptotically linear (on account of the bias correction step) and capable of asymptotically achieving the nonparametric efficiency bound; moreover, it is compatible with initial nuisance estimates  $\{g_{n,A}, \bar{Q}_{n,Y}\}$  that are constructed from flexible, data-adaptive regression strategies. On account of its additive bias-correction procedure, the one-step estimator is not guaranteed to respect the bounds of the parameter space of  $\psi_{0,\delta}$ .

In the TML estimation framework, a univariate (most often, logistic) parametric tilting model is used to update the initial estimate  $\bar{Q}_{n,Y}$  of the outcome mechanism in such a way that the EIF estimating equation is solved up to a theoretically desirable degree. Plugging this updated initial estimate  $\bar{Q}_{n,Y}^*$  into the direct estimator (6) yields a *targeted* estimator  $\psi_{n,\delta}^*$  of  $\psi_{0,\delta}$ . Specifically, the TML estimator may be constructed by updating the initial estimator  $\bar{Q}_{n,Y}$  to a tilted variant  $\bar{Q}_{n,Y}^*$ , through a one-dimensional logistic tilting model of the form  $\text{logit} \bar{Q}_{n,Y}^* = \text{logit} \bar{Q}_{n,Y} + \epsilon H_n$ , in which the initial estimate  $\bar{Q}_{n,Y}$  is taken as an offset (i.e., fixed parameter value known *a priori* to be one) and only the parameter  $\epsilon$  need be estimated. This targeted estimator is then  $\psi_{n,\delta}^* := \int \bar{Q}_{n,Y}^*(d(a, w; \delta), w) dQ_{n,AW}(a, w)$ . Like its one-step estimator counterpart, the TML estimator  $\psi_{n,\delta}^*$  is both asymptotically linear (on account of the

bias correction afforded by the tilting step) and capable of asymptotically achieving the nonparametric efficiency bound. It is also compatible with initial nuisance estimates  $\{g_{n,A}, \bar{Q}_{n,Y}\}$  that are constructed from flexible, data-adaptive regression strategies, and, unlike the one-step estimator, it is a plug-in estimator, incapable of lying outside the bounds of the parameter space of  $\psi_{0,\delta}$ . Additionally, numerical studies have shown that the TML estimator generally displays better finite-sample performance than the one-step estimator (van der Laan & Rose, 2011). Accordingly, in the numerical experiments presented in Section 4 of the manuscript, we use a TML estimator under differing nuisance parameter configurations. Both one-step and TML estimators of  $\psi_{0,\delta}$  are implemented in the open source `txshift` R package (Hejazi & Benkeser, 2020, 2022), freely available on the Comprehensive R Archive Network.

## S5 Additional numerical results

Here, we consider the performance of the same set of six IPW and four DR estimators across the two DGPs discussed in the [main manuscript](#), though we assess performance in terms of three alternative metrics. These three metrics are the empirical coverage of oracle confidence intervals (CIs), which use a Monte Carlo variance estimate to avoid issues introduced by unstable variance estimation; the empirical coverage of Wald-style confidence intervals, which use the empirical variance of the *estimated* EIF and so may be prone to issues of poor variance estimation; and the magnitude of an approximation of the second-order remainder  $R_2$  associated with each of the estimator variants. The manner in which this second-order remainder term is approximated is briefly discussed in Section S2. Since this approximation of the remainder term  $R_2$  is prone to a small degree of instability, we compute the metric using a trimmed mean that removes the lowest and highest 5% of its realizations across the 300 simulations. We note that these metrics are similar to those considered in Section 4 of the [main manuscript](#): performance in terms of the coverage of oracle CIs is a measure of bias; that in terms of the coverage of Wald-style CIs is a measure of efficiency (in that it accounts for both bias and the quality of variance estimation); and that in terms of the magnitude of  $R_2$  is a measure of higher-order efficiency, that is, how well the estimators achieve efficiency *beyond* the first-order approximation provided by the EIF.

### S5.1 Simulation #1: Treatment mechanism with equal mean and variance

Using the same DGP as considered in Section 4.1, we evaluate each of the estimator variants, in terms of the three alternative metrics discussed above, across 300 simulation experiments. Their performance is summarized in Figure S1.

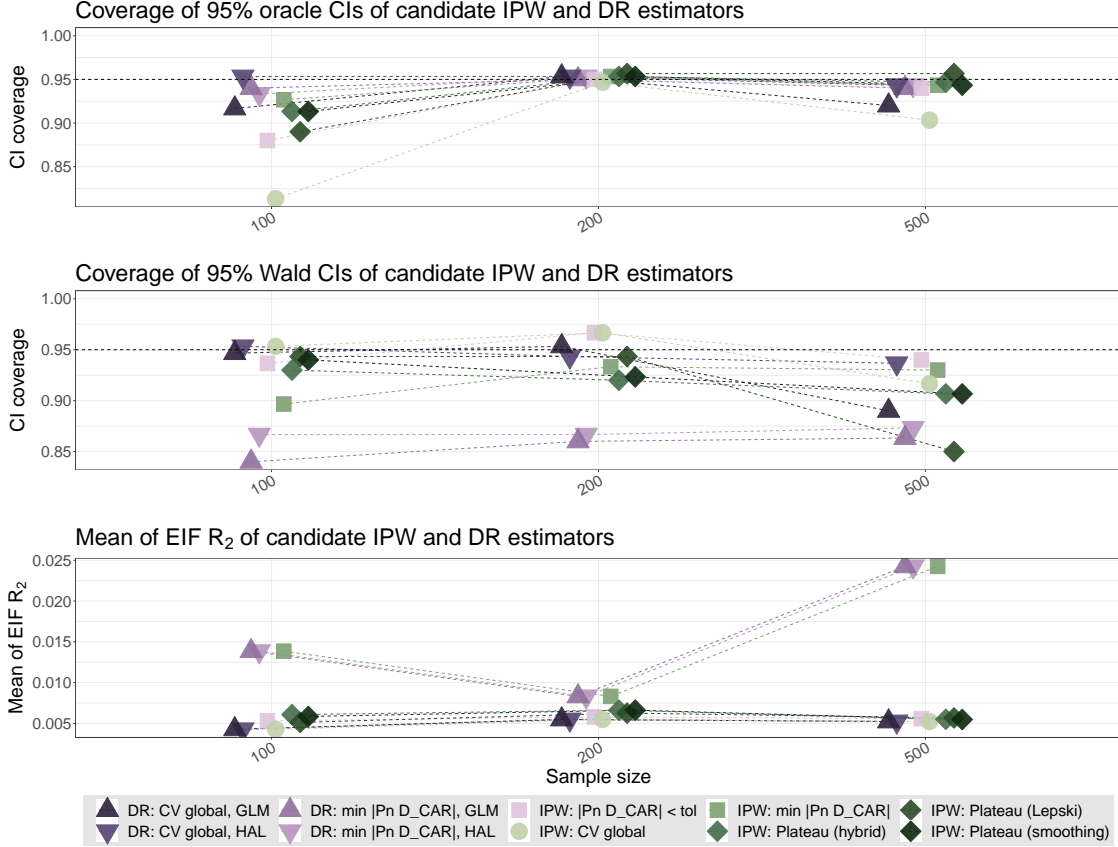


Figure S1: Alternative numerical comparisons of our nonparametric IPW estimators and DR estimators.

Examination of Figure S1 quickly reveals that all but one of the estimators considered perform well in terms of the coverage of oracle CIs, indicating negligible bias for the vast majority of estimators. This assessment is generally in agreement with corresponding results on bias appearing in Figure 1. Notably, the IPW estimator based on “global” CV selection shows poor coverage (20% lower than the nominal rate) at  $n = 100$  and degrading coverage from  $n = 200$  (at the nominal rate) and  $n = 500$  (5% lower than the nominal rate); again, this is consistent with conclusions drawn based on other metrics. The coverage of Wald-style CIs reveals that the IPW estimator variants based on targeted undersmoothing perform comparably to the best variant among the DR estimators. The IPW estimators based on agnostic undersmoothing achieve coverage near the nominal rate, but show very limited coverage loss (5% lower than the nominal rate) by  $n = 500$ ; moreover, the IPW estimator using the agnostic criterion (12) shows significant loss of coverage (10% lower than the nominal rate) by  $n = 500$ , suggesting instability of this selector, possibly on account of poor standard error estimation. The IPW estimator based on the “global” CV selector appears to cover near the nominal rate, though this is likely attributable to the manner in which this selector prioritizes variance estimation over debiasing. Among the DR estimators, those basing the treatment mechanism estimate on the “global” CV selector achieve desirable coverage at  $n = 100$  and  $n = 200$ , but the variant using a misspecified GLM to estimate the outcome mechanism shows degrading coverage by  $n = 500$ . Those DR estimators using criterion (11) for the treatment mechanism estimator exhibit poorer coverage at  $n = 100$  and  $n = 200$  ( $\approx 7\%$  lower than the nominal rate) but appear to be steadily improving with growing sample size. Turning now to the metric approximating the second-order remainder  $R_2$ , most of the estimator variants display comparably good performance uniformly across the three sample sizes; however, the DR estimators and the undersmoothed IPW estimator that make use of criterion (11) for treatment mechanism estimation result in an inflated second-order remainder relative to their competitors (by a factor of three at  $n = 100$  and by a factor of five at  $n = 500$ ). This suggests that absolute minimization of  $|P_n \tilde{D}_{CAR}(g_{n,A,\lambda}, \bar{Q}_{n,Y})|$  carries with it a tradeoff as regards stability of the selected treatment mechanism estimator, as related IPW estimators exhibit low bias and reasonable efficiency but may be doing so by compromising higher-order efficiency. This is not necessarily at odds with theoretical expectations. Overall, the picture painted by examining our proposed IPW estimators and standard DR competitors along this alternative set of metrics speaks to the reliable performance of



our undersmoothed IPW estimators, in terms of inferential bias (captured by the coverage of CIs) and higher-order efficiency criteria.

In order to gain a degree of intuition regarding the choices of treatment mechanism estimator made by each of the selectors, we examine, in a single numerical example with sample size  $n = 100$ , all of the IPW estimator candidates along the regularization path defined by  $\lambda$ . Initially, this regularization path is set to include 3000 preset values of  $\lambda$  (fixed across all of our numerical experiments), though the  $\lambda_n$  chosen by the “global” CV selector is used as the starting point for the undersmoothing-based selectors. Figure S2 illustrates the trajectory taken by the IPW estimators along this grid in  $\lambda$ .

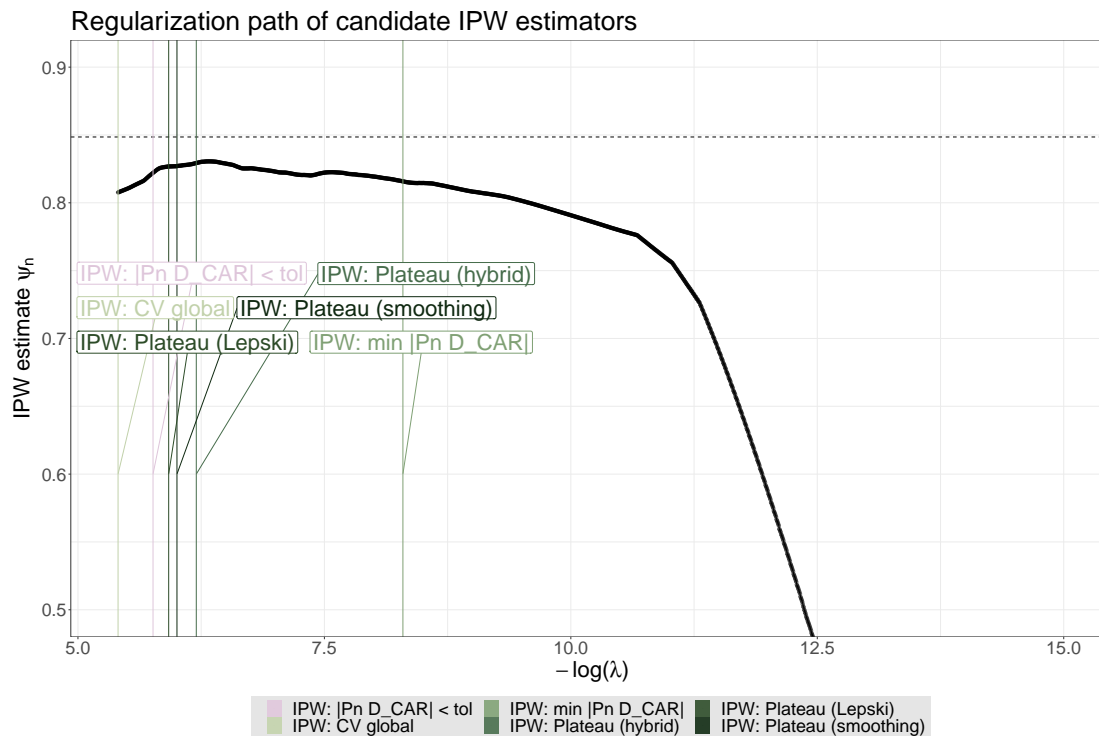


Figure S2: Solution path in  $\lambda$  of nonparametric IPW estimators in a single numerical example.

In Figure S2, the six candidate IPW estimators generated by each of the selectors are displayed, with the choice made by the “global” CV selector being the first in the solution path; all values along the grid corresponding to stricter regularization than this are truncated. The true value of  $\psi_{0,\delta}$ , approximated in a very large sample, is indicated by horizontal dashed line. While this is only a single numerical example, the IPW estimators chosen by the various selectors may be somewhat indicative of the degree of regularization preferred by each, and one may generally expect that the targeted undersmoothing selector based on criterion (11) will prefer far less extreme levels of regularization than the others. Notably, as the degree of regularization is relaxed too much, the solution path of the IPW estimators diverges (after  $-\log(\lambda) \approx 10$ ) from the true value  $\psi_{0,\delta}$  in an irrecoverable manner.

## S5.2 Simulation #2: Treatment mechanism with unequal mean and variance

Using the same DGP as considered in Section 4.2, we evaluate each of the estimator variants, in terms of the three alternative metrics discussed above, across 300 simulation experiments. Their performance is summarized in Figure S3.

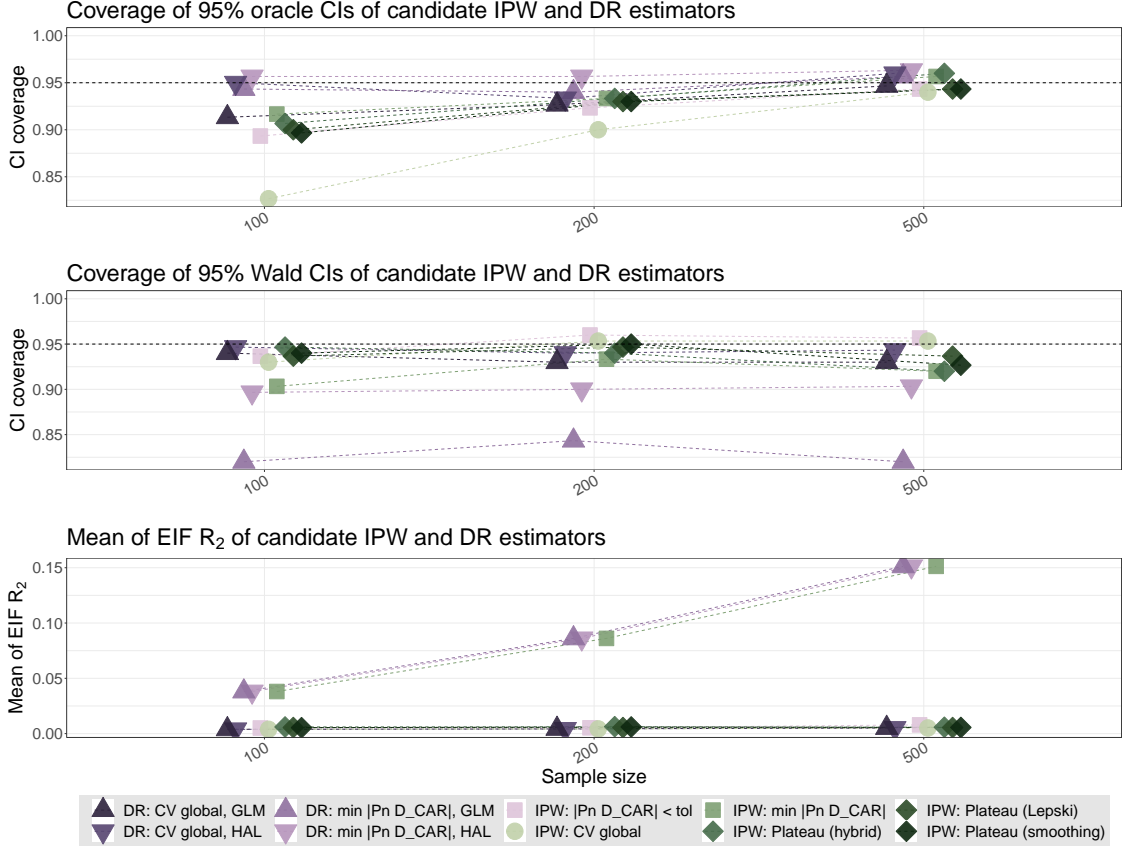


Figure S3: Alternative numerical comparisons of our nonparametric IPW estimators and DR estimators.

Figure S3 reveals fairly good performance, by  $n = 200$  or  $n = 500$ , from all of the estimator variants considered. Examining first the coverage of oracle CIs, all of the DR estimators achieve coverage at the nominal rate, irrespective of sample size, indicating unbiasedness of these estimators. The IPW estimators achieve comparable performance by  $n = 500$ , though they fare slightly worse at  $n = 100$ . In terms of the coverage of Wald-style CIs, all of the IPW estimators, and half of the DR estimators, achieve coverage at or very near the nominal rate uniformly across the three sample sizes. The two DR estimators that base their treatment mechanism estimator on criterion (11) display poorer coverage, worse when the outcome mechanism estimator is misspecified but (predictably) better when the outcome mechanism estimator is modeled flexibly. Notably, all of the undersmoothing-based IPW estimators provide reliable coverage (at or near the nominal rate), indicating their simultaneous achieving negligible bias and accurate variance estimation. cursory examination of the approximate second-order remainder  $R_2$  reveals that all but three of the estimator variants succeed in successfully minimizing this metric. All of the IPW estimators based on agnostic undersmoothing fall in this majority. As with the preceding scenario, the DR estimators and the undersmoothed IPW estimator that make use of criterion (11) for treatment mechanism estimation struggle to appropriately minimize this metric, diverging with growing sample size. This provides further confirmation of the notion that absolute minimization of  $|P_n \tilde{D}_{CAR}(g_{n,A,\lambda}, \bar{Q}_{n,Y})|$  induces a compromise in terms of higher-order efficiency, as measured by this remainder term in the EIF expansion. This may prove a fruitful avenue for future theoretical and numerical investigation. Overall, the conclusion appears well-supported that our proposed IPW estimators fare comparably (well) to standard DR competitors in terms of both inferential bias and higher-order contributions to asymptotic efficiency.

As with the previous scenario, we examine a single numerical example at sample size  $n = 100$  to develop some degree of intuition on the choices of treatment mechanism estimator made by each of the selection criteria. Here, we visualize the trajectory of the IPW estimators along the regularization path of 3000 preset values of  $\lambda$  (fixed across all of our numerical experiments), limiting the estimators displayed by truncating the regularization grid so as to begin at the  $\lambda_n$  chosen by the “global” CV selector. Figure S4 depicts the trajectory taken by the IPW estimators across this regularization grid.

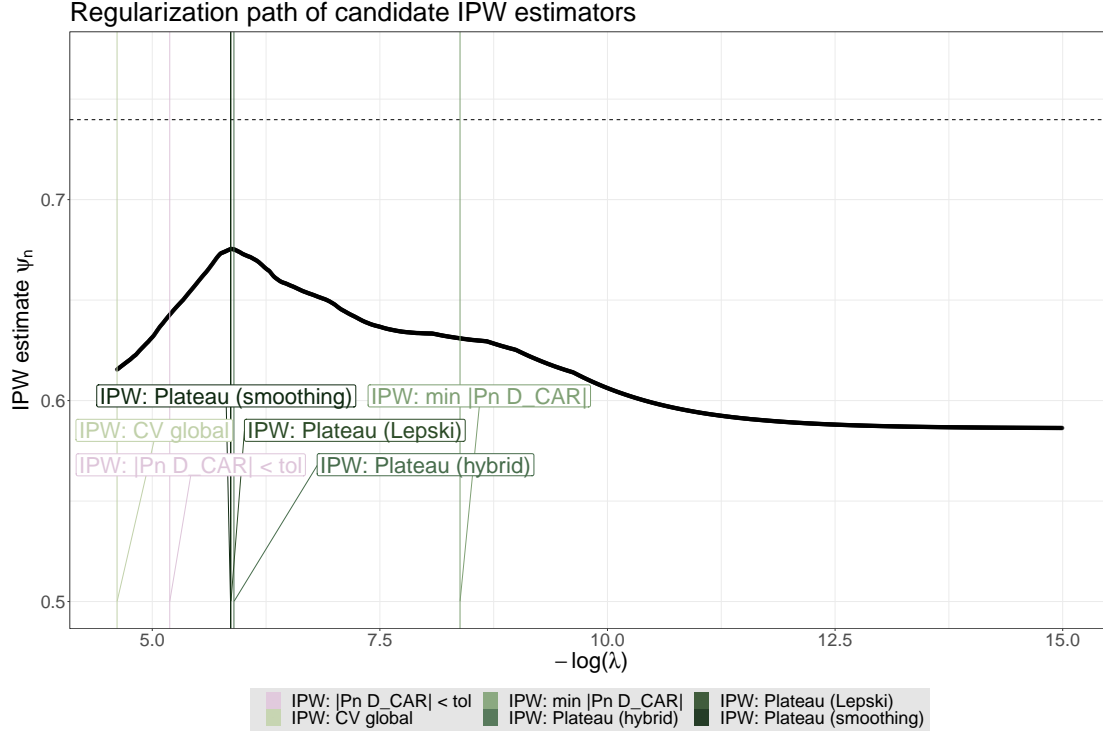


Figure S4: Solution path in  $\lambda$  of nonparametric IPW estimators in a single numerical example.

In Figure S4, the six candidate IPW estimators generated by each of the selectors are displayed, and the “global” CV selector’s choice is the first in the solution path; all stricter regularization values are truncated. The true value of  $\psi_{0,\delta}$ , approximated in a very large sample, is indicated by horizontal dashed line. Although this illustration arises only from a single numerical example, the IPW estimators chosen by the various undersmoothing selectors can be taken as somewhat representative of the degree of regularization preferred by each. For example, one notices, as with the previous example depicted in Figure S2, that the targeted undersmoothing selector based on criterion (11) prefers the most relaxed (least extreme) degree of regularization; furthermore, one should note that the agnostic undersmoothing selectors appear to all reliably choose the peak along the trajectory of IPW estimators, which corresponds to the point estimate closest to the true value of  $\psi_{0,\delta}$ , illustrating the debiasing induced by these undersmoothing selectors in action.

## References

- BENKESER, D. & VAN DER LAAN, M. J. (2016). The highly adaptive lasso estimator. In *2016 IEEE International Conference on Data Science and Advanced Analytics (DSAA)*. IEEE.
- BIBAUT, A. F. & VAN DER LAAN, M. J. (2019). Fast rates for empirical risk minimization with cadlag losses with bounded sectional variation norm. *arXiv preprint arXiv:1907.09244*.
- BICKEL, P. J., KLAASSEN, C. A., RITOV, Y. & WELLNER, J. A. (1993). *Efficient and Adaptive Estimation for Semiparametric Models*. Johns Hopkins University Press Baltimore.
- BREIMAN, L. (1996). Stacked regressions. *Machine Learning* **24**, 49–64.
- COYLE, J. R., HEJAZI, N. S., PHILLIPS, R. V., VAN DER LAAN, L. W. & VAN DER LAAN, M. J. (2022). *hal9001: The scalable highly adaptive lasso*. R package version 0.4.3.
- FRIEDMAN, J., HASTIE, T. & TIBSHIRANI, R. (2009). glmnet: Lasso and elastic-net regularized generalized linear models. *R package version 1*.
- HANEUSE, S. & ROTNITZKY, A. (2013). Estimation of the effect of interventions that modify the received treatment. *Statistics in Medicine* **32**, 5260–5277.
- HEJAZI, N. S. & BENKESER, D. C. (2020). txshift: Efficient estimation of the causal effects of stochastic interventions in R. *Journal of Open Source Software* **5**, 2447.

- HEJAZI, N. S. & BENKESER, D. C. (2022). `txshift`: Efficient estimation of the causal effects of stochastic interventions. R package version 0.3.8.
- HEJAZI, N. S., COYLE, J. R. & VAN DER LAAN, M. J. (2020). `hal9001`: Scalable highly adaptive lasso regression in R. *Journal of Open Source Software* **5**, 2526.
- PFANZAGL, J. & WEFELMEYER, W. (1985). Contributions to a general asymptotic statistical theory. *Statistics & Risk Modeling* **3**, 379–388.
- ROBINS, J. M., ROTNITZKY, A. & ZHAO, L. P. (1994). Estimation of regression coefficients when some regressors are not always observed. *Journal of the American Statistical Association* **89**, 846–866.
- RYTGAARD, H. C., GERDS, T. A. & VAN DER LAAN, M. J. (2022). Continuous-time targeted minimum loss-based estimation of intervention-specific mean outcomes. *Annals of Statistics* (**forthcoming**).
- VAN DER LAAN, M. J. (2017). A generally efficient targeted minimum loss based estimator based on the highly adaptive lasso. *International Journal of Biostatistics* **13**.
- VAN DER LAAN, M. J., POLLEY, E. C. & HUBBARD, A. E. (2007). Super Learner. *Statistical Applications in Genetics and Molecular Biology* **6**.
- VAN DER LAAN, M. J. & ROSE, S. (2011). *Targeted Learning: Causal Inference for Observational and Experimental Data*. Springer Science & Business Media.
- VAN DER LAAN, M. J. & RUBIN, D. (2006). Targeted maximum likelihood learning. *International Journal of Biostatistics* **2**.