

Relational Triple Extraction: One Step is Enough

Yu-Ming Shang¹, Heyan Huang^{1*}, Xin Sun¹, Wei Wei² and Xian-Ling Mao¹

¹School of Computer Science & Technology, Beijing Institute of Technology, Beijing, China

²Huazhong University of Science and Technology, Hu’bei, China

{ymshang, hhy63, sunxin}@bit.edu.cn, Weiw@hust.edu.cn, maoxl@bit.edu.cn

Abstract

Extracting relational triples from unstructured text is an essential task in natural language processing and knowledge graph construction. Existing approaches usually contain two fundamental steps: (1) finding the boundary positions of head and tail entities; (2) concatenating specific tokens to form triples. However, nearly all previous methods suffer from the problem of error accumulation, i.e., the boundary recognition error of each entity in step (1) will be accumulated into the final combined triples. To solve the problem, in this paper, we introduce a fresh perspective to revisit the triple extraction task, and propose a simple but effective model, named DirectRel. Specifically, the proposed model first generates candidate entities through enumerating token sequences in a sentence, and then transforms the triple extraction task into a linking problem on a “head \rightarrow tail” bipartite graph. By doing so, all triples can be directly extracted in only one step. Extensive experimental results on two widely used datasets demonstrate that the proposed model performs better than the state-of-the-art baselines.

1 Introduction

Relational triple extraction, defined as the task of extracting pairs of entities and their relations in the form of (head, relation, tail) or (h, r, t) from unstructured text, is an important task in natural language processing and automatic knowledge graph construction. Traditional pipeline approaches [Zelenko *et al.*, 2003; Chan and Roth, 2011] separate this task into two independent sub-tasks: entity recognition and relation classification while ignoring their intimate connections. Thus, they suffer from the error propagation problem. To tackle this problem, recent studies focus on exploring joint models to extract relational triples in an end-to-end manner.

According to their differences in the extraction procedure, existing joint methods can be broadly divided into three categories: sequence labeling, table filling and text generation. Sequence labeling methods [Zheng *et al.*, 2017; Sun *et al.*, 2019; Yuan *et al.*, 2020; Wei *et al.*, 2020; Zheng *et al.*, 2021;

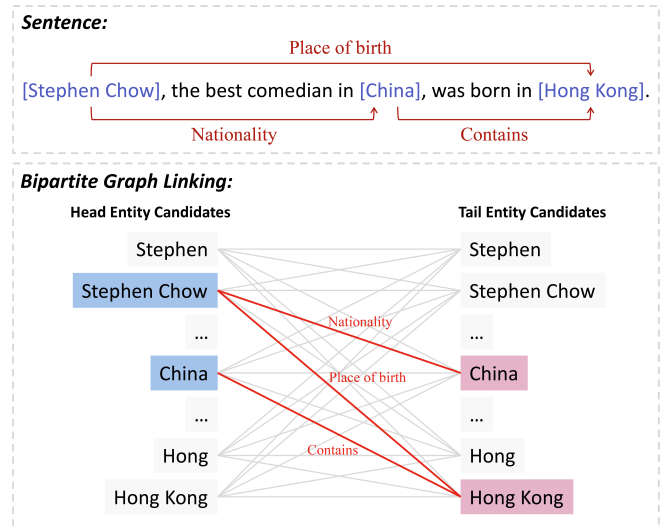


Figure 1: An example of bipartite graph linking based triple extraction. We enumerate all token sequences of length less than 2 as candidate entities.

Ren *et al.*, 2022] utilize various tagging sequences to determine the start and end position of entities, sometimes also including relations. Table filling methods [Wang *et al.*, 2020; Yan *et al.*, 2021] construct a table for a sentence and fill each table cell with the tag of the corresponding token-pair. Text generation methods [Zeng *et al.*, 2018; Zeng *et al.*, 2020; Sui *et al.*, 2020; Ye *et al.*, 2021] treat a triple as a token sequence, and employ encoder-decoder architecture to generate triple elements like machine translation.

Although these methods have achieved promising success, most of them suffer from the same problem: error accumulation. Concretely, these methods need to first determine the start and end position of head and tail entities, then splice the corresponding tokens within the entity boundaries to form triples. Unfortunately, the identification of each boundary token may produce errors, which will be accumulated into the predicted triples. As a result, once the recognition of one boundary token fails, the extraction of all triples associated with this token will fail accordingly.

Intuitively, if we can directly extract relational triples from unstructured sentences in a one-step operation without identi-

*Corresponding author

fying the boundary tokens of entities, the above problem will be solved. Following this intuition, we revisit the triple extraction task from a new perspective — bipartite graph linking. As shown in Figure 1, it can be observed that an entity is essentially composed of several consecutive tokens. In other words, if we exhaustively enumerate token sequences of a sentence, the result must contain all correct entities. Thus, the triple (*Stephen Chow*, *Nationality*, *China*) can be directly identified by predicting whether there is a “link” *Nationality* between the two candidate entities “*Stephen Chow*” and “*China*”.

Inspired by the above intuition, in this paper, we propose a novel relational triple extraction model, named DirectRel, which is able to directly extract all triples from unstructured text in one step. Specifically, given a sentence, we first generate candidate entities by enumerating token sequences during data pre-processing. Then, we design a link matrix for each relation to detect whether two candidate entities can form a valid triple, and transform triple extraction into a relation-specific bipartite graph linking problem. Obviously, such a solution would generate redundant negative samples during the training phase. To address this issue, DirectRel conducts downsampling on negative entities during training. Extensive experimental results demonstrate that DirectRel outperforms the state-of-the-art approaches on two widely used benchmarks.

In summary, the main contributions of this paper are as follows:

- We propose a novel perspective to transform the relational triple extraction task into a bipartite graph linking problem, which addresses the error accumulation issue from design.
- As far as we know, the proposed DirectRel is the first model that is capable of directly extracting all relational triples from unstructured text with one-step computational logic.
- We conduct extensive experiments on two widely used datasets, and the results indicate that our model performs better than state-of-the-art baselines.

2 Related Work

This paper focuses on the joint extraction of relational triples from sentences. Related works can be roughly divided into three categories.

The first category is sequence labeling methods, which transform the triple extraction task into several interrelated sequence labeling problems. For example, a classical method NovelTagging [Zheng *et al.*, 2017] designs a complex tagging scheme, which contains the information of entity beginning position, entity end position and relation. Some studies [Sun *et al.*, 2019; Liu *et al.*, 2020; Yuan *et al.*, 2020] first use sequence labeling to identify all entities in a sentence, and then perform relation detection through various classification networks. Recently, Wei *et al.* [2020] present CasRel, which first identifies all possible head entities, then for each head entity, applies relation-specific sequence taggers to identify the corresponding tail entities. PRGC [Zheng *et al.*, 2021] designs

a component to predict potential relations, which constrains the following entity recognition to the predicted relation subset rather than all relations. BiRTE [Ren *et al.*, 2022] proposes a bidirectional entity extraction framework to consider *head-tail* and *tail-head* extraction order simultaneously.

The second category is table filling methods, which formulate the triple extraction task as a table constituted by the Cartesian product of the input sentence to itself. For example, GraphRel [Fu *et al.*, 2019] takes the interaction between entities and relations into account via a relation-weighted Graph Convolutional Network. TPLinker [Wang *et al.*, 2020] converts triple extraction as a token pair linking problem and introduces a relation-specific handshaking tagging scheme to align the boundary tokens of entity pairs. PFN [Yan *et al.*, 2021] utilizes a partition filter network, which generates task-specific features jointly to model the interactions between entity recognition and relation classification.

The third category is text generation methods, which treat a triple as a token sequence and employs the encoder-decoder framework to generate triple elements like machine translation. For example, CopyRE [Zeng *et al.*, 2018] generates the relation followed by its two corresponding entities with a copy mechanism, but this method can only predict the last word of an entity. Thus, CopyMTL [Zeng *et al.*, 2020] employs a multi-task learning framework to address the multi-token entity problem. CGT [Ye *et al.*, 2021] proposes a contrastive triple extraction method with a generative transformer to address the long-term dependence and faithfulness issues. R-BPtrNet [Chen *et al.*, 2021] designs a binary pointer network to extract explicit triples and implicit triples.

However, nearly all existing methods suffer from the error accumulation problem due to possible errors in entity boundary identification. Different from previous methods, DirectRel proposed in this paper transforms the triple extraction task into a bipartite graph linking problem without determining the boundary tokens of entities. Therefore, our method is able to directly extract all triples from unstructured sentences with a one-step linking operation and naturally address the problem of error accumulation.

3 Method

The overall architecture of the proposed DirectRel is illustrated in Figure 2. In the following, we first give the task definition and notations in Section 3.1. Then, the strategies for candidate entities generation are introduced in Section 3.2. Finally, Section 3.3 illustrates the details of the bipartite graph linking based triple extraction.

3.1 Task Definition

The goal of relational triple extraction is to identify all possible triples in a given sentence. Therefore, the input of our model is a sentence $\mathcal{S} = \{w_1, w_2, \dots, w_L\}$ with L tokens. Its output is a set of triples $\mathcal{T} = \{(h, r, t) | h, t \in \hat{\mathcal{E}}, r_i \in \mathcal{R}\}$, where $\mathcal{R} = \{r_1, r_2, \dots, r_K\}$ denotes K pre-defined relations. It is worth noting that, $\hat{\mathcal{E}}$ represents the head and tail entities in triples, not all named entities in the sentence.

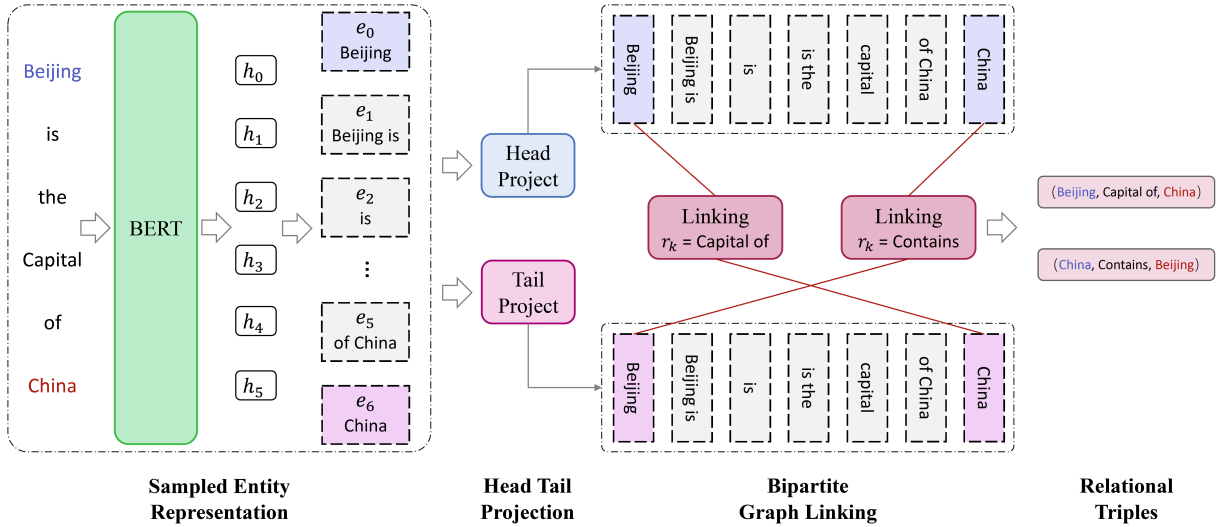


Figure 2: The architecture of the proposed method, displaying the procedure for handling one sentence that contains two EPO triples (*Beijing*, *Capital of*, *China*) and (*China*, *Contains*, *Beijing*). In this example, the downsampled set $\bar{\mathcal{E}}$ contains 5 negative entities (marked in grey) and 2 positive entities. Note that all false links are omitted for convince of illustration.

3.2 Candidate Entities Generation

During data pre-processing, we enumerate all consecutive token sequences with length less than C ($C < L$) in a sentence as its candidate entities. For example, if $C = 2$, the candidate entities of the sentence “Beijing is the capital of China” are $\mathcal{E} = \{ \text{“Beijing”}, \text{“Beijing is”}, \text{“is”}, \text{“is the”}, \text{“the”}, \text{“the Capital”}, \text{“Capital”}, \text{“Capital of”}, \text{“of”}, \text{“of China”}, \text{“China”} \}$. Thus, for a sentence with L tokens, the number of candidate entities $|\mathcal{E}|$ is:

$$|\mathcal{E}| = L \times C + \frac{C}{2} - \frac{C^2}{2}. \quad (1)$$

Obviously, such a strategy will bring two disadvantages: First, the training process will bias towards negative triples as they dominate, which will hurt the model’s ability to identify positive triples. Second, since the number of training sentences is large, too many candidate entities will reduce the training efficiency. To address these issues, for a sentence, we randomly sample n_{neg} negative entities from \mathcal{E} to train the model together with all ground truth entities, and the new subset is denoted as $\bar{\mathcal{E}}$.

3.3 Bipartite Graph Linking

Given a sentence and its candidate entities $\bar{\mathcal{E}}$, we employ a pre-trained BERT [Devlin *et al.*, 2019] as sentence encoder to obtain the d -dimensional contextual representation \mathbf{h}_i for each token:

$$[\mathbf{h}_1, \mathbf{h}_2, \dots, \mathbf{h}_L] = \text{BERT}([\mathbf{x}_1, \mathbf{x}_2, \dots, \mathbf{x}_L]), \quad (2)$$

where \mathbf{x}_i is the input representation of the i -th token. It is the summation over the corresponding token embedding and positional embedding.

It’s worth noting that an entity is usually composed of multiple tokens, to facilitate parallel computation, we need to

keep the dimension of different entity representations consistent. Therefore, we take the averaged vector between the start token and end token of entity $e_i \in \bar{\mathcal{E}}$ as its representation:

$$e_i = \frac{\mathbf{h}^{start} + \mathbf{h}^{end}}{2}. \quad (3)$$

Then, as shown in Figure 2, we define a directed “head \rightarrow tail” bipartite graph for triple extraction, which takes the projected entity representations $\mathbf{E}_{head} = \mathbf{W}_h^T \mathbf{E} + \mathbf{b}_h$ and $\mathbf{E}_{tail} = \mathbf{W}_t^T \mathbf{E} + \mathbf{b}_t$ as two parts, where \mathbf{E} is the d -dimensional representations of entities obtained by equation (3); $\mathbf{W}_h, \mathbf{W}_t$ are two project matrices from token feature space to d_e -dimensional head entity space and tail entity space, respectively, allowing the model to identify the head or tail role of each entity; $\mathbf{b}_{(\cdot)}$ is the bias.

Finally, for each relation r_k , we predict the links between every entity pair to determine whether they can form a valid triple:

$$P^k = \sigma(\mathbf{E}_{head}^T \mathbf{U}_k \mathbf{E}_{tail}), \quad (4)$$

where σ is the sigmoid activation function, $\mathbf{U}_k^{d_e \times d_e}$ is a relation-specific link matrix, which models the correlation between two entities with respect to the k -th relation. The triple (e_i, r_k, e_j) will be treated as correct if the corresponding probability P_{ij}^k exceeds a certain threshold θ , or false otherwise. Besides, since the entity spans have been determined in the data pre-processing stage, decoding triples from the output of our model becomes easy and straightforward. That is, for each relation r_k , the predicted triple is $(e_i \cdot \text{span}, r_k, e_j \cdot \text{span})$, if $P_{ij}^k > \theta$.

Obviously, our method can naturally identify nested entities and overlapping triples¹ [Zeng *et al.*, 2018]. Specifically,

¹More details about different overlapping patterns are shown in Appendix A.

Category	Dataset				Details of Test Set										
	Train	Valid	Test	Relations	Normal	SEO	EPO	HTO	N=1	N=2	N=3	N=4	N≥5	Triples	E-len
NYT*	56,195	4,999	5,000	24	3,266	1,297	978	45	3,244	1,045	312	291	108	8,110	7
WebNLG*	5,019	500	703	171	245	457	26	84	266	171	131	90	45	1,591	6
NYT	56,195	5,000	5,000	24	3,222	1,273	969	117	3,240	1,047	314	290	109	8,120	11
WebNLG	5,019	500	703	216	239	448	6	85	256	175	138	93	41	1,607	39

Table 1: Statistics of datasets. N is the number of triples in a sentence, E-len denotes the maximum length of entities using byte pair encoding (BPE), which determines the setting of the hyper-parameter C (the length of candidate entities).

for nested entity recognition, the correct entities must be included in the candidate entities generated by enumeration. For *EntityPairOverlap* (EPO) case, entity pairs with different relations will be recognized by different relation-specific link matrices. For *SingleEntityOverlap* (SEO) case, if two triples have the same relation, there will be two edges in the bipartite graph; if two triples have different relations, they will be identified by different link matrices. For *HeadTailOverlap* (HTO) case, the overlapped entity will appear on both parts of the bipartite graph and can also be easily identified.

3.4 Objective Function

The objective function of DirectRel is defined as:

$$\mathcal{L} = - \frac{1}{|\mathcal{E}| \times K \times |\mathcal{E}|} \times \sum_{i=1}^{|\mathcal{E}|} \sum_{k=1}^K \sum_{j=1}^{|\mathcal{E}|} (y_t \log(\mathbf{P}_{ij}^k) + (1 - y_t) \log(1 - \mathbf{P}_{ij}^k)), \quad (5)$$

where $|\mathcal{E}|$ is the number of entities used for training, K denotes the number of pre-defined relations, y_t is the gold label of the triple (e_i, r_k, e_j) .

4 Experiments

Our experiments are designed to evaluate the effectiveness of the proposed DirectRel and analyze its properties. In this section, we first introduce the experimental settings. Then, we present the evaluation results and discussion.

4.1 Experimental Settings

Datasets and Evaluation Metrics

We conduct experiments on two widely used relational triple extraction benchmarks: NYT [Riedel *et al.*, 2010] and WebNLG [Gardent *et al.*, 2017].

- **NYT**: The dataset is generated by distant supervision, which automatically aligns relational facts in Freebase with the New York Times (NYT) corpus. It contains 56k training sentences and 5k test sentences.
- **WebNLG**: The dataset is originally developed for Natural Language Generation (NLG) task, which aims to generate corresponding descriptions from given triples. It contains 5k training sentences and 703 test sentences.

Both NYT and WebNLG have two versions: one version only annotates the last word of entities, denoted as NYT* and WebNLG*; the other version annotates the whole span of entities, denoted as NYT and WebNLG. Table 1 illustrates their detailed statistics. Notably, as our model employs byte pair encoding, entities in NYT* and WebNLG* may also contain multiple tokens.

Following previous works [Wei *et al.*, 2020; Zheng *et al.*, 2021; Ren *et al.*, 2022], we adopt standard micro Precision (Prec.), Recall (Rec.) and F1-score (F1) to evaluate the performances. Concretely, a predicted triple (h, r, t) is regarded to be correct only if the head h , tail t and their relation r are identical to the ground truth.

Implementation Details

We employ the cased base version² of BERT as sentence encoder. Therefore, the dimension of token representation h_i is $d = 768$. The dimension of projected entity representations d_e is set to 900. During training, the learning rate is 1e-5, and the batch size is set to 8 on NYT* and NYT, 6 on WebNLG* and WebNLG. The max length of candidate entities C is 9/6/12/21 on NYT*/WebNLG*/NYT/WebNLG respectively. For each sentence, we randomly select $n_{neg} = 100$ negative entities from \mathcal{E} to optimize the objective function of a mini-batch. If there are fewer than 100 candidates in a sentence, all negative entities will be used. During inference, we predict links for all candidate entities and the max length C is 7/6/11/20 on NYT*/WebNLG*/NYT/WebNLG respectively³. All experiments are conducted on a work station with an AMD 7742 2.25G CPU, 256G Memory, and a single RTX 3090 GPU.

Baselines

We compare our method with the following ten baselines: **GraphRel** [Fu *et al.*, 2019], **MHSA** [Yuan *et al.*, 2020], **RSAN** [Liu *et al.*, 2020], **CopyMTL** [Zeng *et al.*, 2020], **CasRel** [Wei *et al.*, 2020], **TPLinker** [Wang *et al.*, 2020], **CGT** [Ye *et al.*, 2021], **PRGC** [Zheng *et al.*, 2021], **R-BPtrNet** [Chen *et al.*, 2021], **BiRTE** [Ren *et al.*, 2022].

For fair comparison, the reported results for all baselines are directly from the original literature.

²<https://huggingface.co/bert-base-cased>

³We present the entity length distribution of datasets in Appendix B, as well as our consideration when setting C

Model	NYT*			WebNLG*			NYT			WebNLG		
	Prec.	Rec.	F1	Prec.	Rec.	F1	Prec.	Rec.	F1	Prec.	Rec.	F1
GraphRel [Fu <i>et al.</i> , 2019]	63.9	60.0	61.9	44.7	41.1	42.9	-	-	-	-	-	-
RSAN [Yuan <i>et al.</i> , 2020]	-	-	-	-	-	-	85.7	83.6	84.6	80.5	83.8	82.1
MHSA [Liu <i>et al.</i> , 2020]	88.1	78.5	83.0	89.5	86.0	87.7	-	-	-	-	-	-
CopyMTL [Zeng <i>et al.</i> , 2020]	-	-	-	-	-	-	75.7	68.7	72.0	58.0	54.9	56.4
CasRel [Wei <i>et al.</i> , 2020]	89.7	89.5	89.6	93.4	90.1	91.8	-	-	-	-	-	-
TPLinker [Wang <i>et al.</i> , 2020]	91.3	92.5	91.9	91.8	92.0	91.9	91.4	92.6	92.0	88.9	84.5	86.7
CGT [Ye <i>et al.</i> , 2021]	94.7	84.2	89.1	92.9	75.6	83.4	-	-	-	-	-	-
PRGC [Zheng <i>et al.</i> , 2021]	93.3	91.9	92.6	94.0	92.1	93.0	93.5	91.9	92.7	89.9	87.2	88.5
R-BPtrNet [Chen <i>et al.</i> , 2021]	92.7	92.5	92.6	93.7	92.8	93.3	-	-	-	-	-	-
BiRTE [Ren <i>et al.</i> , 2022]	92.2	93.8	93.0	93.2	94.0	93.6	91.9	93.7	92.8	89.0	89.5	89.3
DirectRel	93.7	92.8	93.2	94.1	94.1	94.1	93.6	92.2	92.9	91.0	89.0	90.0

Table 2: Precision(%), Recall (%) and F1-score (%) of our proposed DirectRel and baselines. GraphRel, RSAN, MHSA, CopyMTL use LSTM as sentence encoder, while other methods employ a pre-trained BERT to obtain feature representations.

Model	NYT*									WebNLG*								
	Normal	EPO	SEO	HTO	N=1	N=2	N=3	N=4	N \geq 5	Normal	EPO	SEO	HTO	N=1	N=2	N=3	N=4	N \geq 5
CasRel	87.3	92.0	91.4	77.0 [§]	88.2	90.3	91.9	94.2	83.7	89.4	94.7	92.2	90.4 [§]	89.3	90.8	94.2	92.4	90.9
TPLinker	90.1	94.0	93.4	90.1 [§]	90.0	92.8	93.1	96.1	90.0	87.9	95.3	92.5	86.0 [§]	88.0	90.1	94.6	93.3	91.6
PRGC	91.0	94.5	94.0	81.8 [§]	91.1	93.0	93.5	95.5	93.0	90.4	95.9	93.6	94.6 [§]	89.9	91.6	95.0	94.8	92.8
BiRTE	91.4	94.2	94.7	-	91.5	93.7	93.9	95.8	92.1	90.1	94.3	95.9	-	90.2	92.9	95.7	94.6	92.0
DirectRel	91.7	94.8	94.6	90.0	91.7	94.1	93.5	96.3	92.7	92.0	97.1	94.5	94.6	91.6	92.2	96.0	95.0	94.9

Table 3: F1-score (%) on sentences with different overlapping patterns and different triple numbers. § marks the results reported by PRGC.

4.2 Results and Analysis

Main Results

In Table 2, we present the comparison results of our DirectRel with ten baselines on two versions of NYT and WebNLG. It can be observed that DirectRel outperforms all the ten baselines and achieves the state-of-the-art performance in terms of F1-score on all datasets. Among the ten baselines, CasRel and TPLinker are the representative methods for combining triples through identifying boundary tokens of head and tail entities. Our DirectRel outperforms CasRel by 3.6 and 2.3 absolute gains in F1-score on NYT* and WebNLG*; and outperforms TPLinker by 1.3, 2.2, 0.9, 3.3 absolute gains in term of F1-score on NYT*, WebNLG*, NYT and WebNLG respectively. Such results demonstrate that directly extracting entities and relations from unstructured text through a one-step manner can effectively address the problem of error accumulation.

Another meaningful observation is that DirectRel achieves the best F1-score on WebNLG. As mentioned before, the max length of candidate entities on WebNLG is set to 21 during training and 20 during inference. Therefore, each sentence generates a large number of candidate entities, posing a great challenge to our method. Nevertheless, DirectRel achieves the best performance against all baselines, which proves the effectiveness of our strategies of candidate entities generation

and negative entities sampling.

Detailed Results on Complex Scenarios

To further explore the capability of our DirectRel in handling complex scenarios, we split the test set of NYT* and WebNLG* by overlapping patterns and triple number, and the detailed extraction results are shown in Table 3. It can be observed that DirectRel obtains the best F1-score on 13 of the 18 subsets, and the second best F1-score on the remaining 5 subsets. Besides, we can also see that DirectRel obtains more performance gains when extracting EPO triples. We attribute the outstanding performance of DirectRel to its two advantages: First, it effectively alleviates the error accumulation problem and ensures the precision of extracted triples. Second, it applies a relation-specific linking between every entity pair, guaranteeing the recall of triple extraction. Overall, the above results adequately prove that our proposed method is more effective and robust than baselines when dealing with complicated scenarios.

Results on Different Sub-tasks

Our DirectRel combines entity recognition and relation classification into a one-step bipartite graph link operation, which can better capture the interactions between the two sub-tasks. Furthermore, the one-step extraction logic protects the model from cascading errors and exposure bias. To verify such prop-

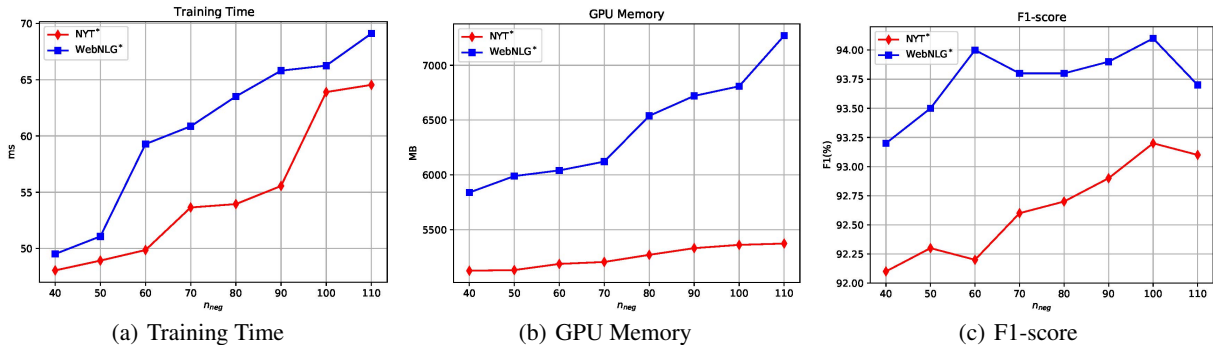


Figure 3: The influence of different n_{neg} in NYT* and WebNLG*. Training time (ms) means the average time required to train one mini-batch, GPU memory (MB) is the average GPU memory required to train one epoch.

Model	Element	NYT*			WebNLG*		
		Prec.	Rec.	F1	Prec.	Rec.	F1
PRGC	(h, t)	94.0	92.3	93.1	96.0	93.4	94.7
	r	95.3	96.3	95.8	92.8	96.2	94.5
	(h, r, t)	93.3	91.9	92.6	94.0	92.1	93.0
DirectRel	(h, t)	94.1	93.2	93.7	95.8	95.9	95.8
	r	97.3	96.4	96.9	96.8	96.7	96.7
	(h, r, t)	93.7	92.8	93.2	94.1	94.1	94.1

Table 4: Results on triple elements. (h, t) denotes the entity pair and r means the relation.

erties, we further explore the performance of DirectRel on the two sub-tasks. We select PRGC as baseline because (1) it is one of the state-of-the-art triple extraction models, and (2) it is powerful in relation judgement and head-tail alignment [Zheng *et al.*, 2021]. The results are shown in Table 4. It can be found that DirectRel outperforms PRGC on all test instances except the precision of entity-pair recognition on WebNLG*. This verifies our motivation again, that is, integrating entity recognition and relation extraction into a one-step extraction process can effectively enhance the correlation between the two tasks and improve their respective performance.

Parameter Analysis

The most important hyper-parameter of our model is the number of negative samples n_{neg} , which aims to balance the convergence speed and generalization performance. In the following, we analyze the impact of n_{neg} with respect to *Training Time*, *GPU Memory*, and *F1-score* on NYT* and WebNLG*, the results are shown in Figure 3.

It can be observed that with the increase of n_{neg} , the training time, GPU memory and F1-score on the two datasets show an upward trend, which is inline with our common sense. Among them, the training time and GPU memory of our model on WebNLG* are significantly higher than that on NYT*, the reason is that WebNLG* contains much more relations than NYT* (171 vs 24). Another interesting ob-

Type	Distribution
Span Splitting Error	35.5%
Entity Not Found	19.4%
Entity Role Error	45.1%

Table 5: Distribution of three entity recognition errors on WebNLG.

servation is that as n_{neg} increases, the model performance shows a trend of increasing first and then decreasing. This phenomenon suggests that moderate and sufficient negative samples are beneficial for model training.

Error Analysis

Our DirectRel does not have an explicit process of entity boundary identification, so what is the main reason for the error of entity recognition in our method? To answer this question, we further analyze the types of entity errors on WebNLG and present the distribution of three errors: span splitting error, entity not found, entity role error in Table 5. The proportion of “span splitting error” is relatively small, which proves the effectiveness of directly extracting triples through link prediction on a directed “head \rightarrow tail” bipartite graph. Besides, the “entity role error” is the most challenging to our method. The primary reason is that we ignore the contextual information of entities during triple extraction. We leave this issue for future work.

5 Conclusion

In this paper, we focus on addressing the error accumulation problem in existing relational triple extraction methods, and propose a one-step bipartite graph linking based model, named DirectRel, which is able to directly extract relational triples from unstructured text without specific processes of determining the start and end position of entities. Experimental results on two widely used datasets demonstrate that our model performs better than state-of-the-art baselines, especially for complex scenarios of different overlapping patterns and multiple triples.

6 Acknowledgments

The work is supported by National Key R&D Plan (No. 2020AAA0106600), National Natural Science Foundation of China (No. U21B2009, 62172039, 61732005, 61602197 and L1924068), the funds of Beijing Advanced Innovation Center for Language Resources (No. TYZ19005).

References

- [Chan and Roth, 2011] Yee Seng Chan and Dan Roth. Exploiting syntactico-semantic structures for relation extraction. In *Proceedings of the 49th Annual Meeting of the Association for Computational Linguistics: Human Language Technologies*, pages 551–560, 2011.
- [Chen *et al.*, 2021] Yubo Chen, Yunqi Zhang, Changran Hu, and Yongfeng Huang. Jointly extracting explicit and implicit relational triples with reasoning pattern enhanced binary pointer network. In *Proceedings of the 2021 Conference of the North American Chapter of the Association for Computational Linguistics*, pages 5694–5703, 2021.
- [Devlin *et al.*, 2019] Jacob Devlin, Ming-Wei Chang, Kenton Lee, and Kristina Toutanova. BERT: Pre-training of deep bidirectional transformers for language understanding. In *Proceedings of the 2019 Conference of the North American Chapter of the Association for Computational Linguistics*, pages 4171–4186, 2019.
- [Fu *et al.*, 2019] Tsu-Jui Fu, Peng-Hsuan Li, and Wei-Yun Ma. GraphRel: Modeling text as relational graphs for joint entity and relation extraction. In *Proceedings of the 57th Annual Meeting of the Association for Computational Linguistics*, pages 1409–1418, 2019.
- [Gardent *et al.*, 2017] Claire Gardent, Anastasia Shimorina, Shashi Narayan, and Laura Perez-Beltrachini. Creating training corpora for NLG micro-planners. In *Proceedings of the 55th Annual Meeting of the Association for Computational Linguistics*, pages 179–188, 2017.
- [Liu *et al.*, 2020] Jie Liu, Shaowei Chen, Bingquan Wang, Jiaxin Zhang, Na Li, and Tong Xu. Attention as relation: Learning supervised multi-head self-attention for relation extraction. In *Proceedings of the Twenty-Ninth International Joint Conference on Artificial Intelligence*, pages 3787–3793, 2020.
- [Ren *et al.*, 2022] Feiliang Ren, Longhui Zhang, Xiaofeng Zhao, Shujuan Yin, Shilei Liu, and Bochao Li. A simple but effective bidirectional extraction framework for relational triple extraction. In *The 15th ACM International Conference on Web Search and Data Mining*, 2022.
- [Riedel *et al.*, 2010] Sebastian Riedel, Limin Yao, and Andrew McCallum. Modeling relations and their mentions without labeled text. In *Machine Learning and Knowledge Discovery in Databases, European Conference*, volume 6323, pages 148–163. Springer, 2010.
- [Sui *et al.*, 2020] Dianbo Sui, Yubo Chen, Kang Liu, Jun Zhao, Xiangrong Zeng, and Shengping Liu. Joint entity and relation extraction with set prediction networks. *arXiv preprint arXiv:2011.01675*, 2020.
- [Sun *et al.*, 2019] Changzhi Sun, Yeyun Gong, Yuanbin Wu, Ming Gong, Daxin Jiang, Man Lan, Shiliang Sun, and Nan Duan. Joint type inference on entities and relations via graph convolutional networks. In *Proceedings of the 57th Conference of the Association for Computational Linguistics*, pages 1361–1370, 2019.
- [Wang *et al.*, 2020] Yucheng Wang, Bowen Yu, Yueyang Zhang, Tingwen Liu, Hongsong Zhu, and Limin Sun. TPLinker: Single-stage joint extraction of entities and relations through token pair linking. In *Proceedings of the 28th International Conference on Computational Linguistics*, pages 1572–1582, 2020.
- [Wei *et al.*, 2020] Zhepei Wei, Jianlin Su, Yue Wang, Yuan Tian, and Yi Chang. A novel cascade binary tagging framework for relational triple extraction. In *Proceedings of the 58th Annual Meeting of the Association for Computational Linguistics*, pages 1476–1488, 2020.
- [Yan *et al.*, 2021] Zhiheng Yan, Chong Zhang, Jinlan Fu, Qi Zhang, and Zhongyu Wei. A partition filter network for joint entity and relation extraction. In *Proceedings of the 2021 Conference on Empirical Methods in Natural Language Processing*, pages 185–197, 2021.
- [Ye *et al.*, 2021] Hongbin Ye, Ningyu Zhang, Shumin Deng, Mosha Chen, Chuanqi Tan, Fei Huang, and Huajun Chen. Contrastive triple extraction with generative transformer. In *Thirty-Fifth AAAI Conference on Artificial Intelligence*, pages 14257–14265, 2021.
- [Yuan *et al.*, 2020] Yue Yuan, Xiaofei Zhou, Shirui Pan, Qiannan Zhu, Zeliang Song, and Li Guo. A relation-specific attention network for joint entity and relation extraction. In *Proceedings of the Twenty-Ninth International Joint Conference on Artificial Intelligence*, pages 4054–4060, 2020.
- [Zelenko *et al.*, 2003] Dmitry Zelenko, Chinatsu Aone, and Anthony Richardella. Kernel methods for relation extraction. *J. Mach. Learn. Res.*, 3:1083–1106, 2003.
- [Zeng *et al.*, 2018] Xiangrong Zeng, Daojian Zeng, Shizhu He, Kang Liu, and Jun Zhao. Extracting relational facts by an end-to-end neural model with copy mechanism. In *Proceedings of the 56th Annual Meeting of the Association for Computational Linguistics*, pages 506–514, 2018.
- [Zeng *et al.*, 2020] Daojian Zeng, Haoran Zhang, and Qianying Liu. Copymtl: Copy mechanism for joint extraction of entities and relations with multi-task learning. In *The Thirty-Fourth AAAI Conference on Artificial Intelligence*, pages 9507–9514, 2020.
- [Zheng *et al.*, 2017] Suncong Zheng, Feng Wang, Hongyun Bao, Yuexing Hao, Peng Zhou, and Bo Xu. Joint extraction of entities and relations based on a novel tagging scheme. In *Proceedings of the 55th Annual Meeting of the Association for Computational Linguistics*, pages 1227–1236, 2017.
- [Zheng *et al.*, 2021] Hengyi Zheng, Rui Wen, Xi Chen, Yifan Yang, Yunyan Zhang, Ziheng Zhang, Ningyu Zhang, Bin Qin, Xu Ming, and Yefeng Zheng. PRGC: potential relation and global correspondence based joint relational triple extraction. In *Proceedings of the 59th Annual Meeting of the Association for Computational Linguistics*, pages 6225–6235, 2021.

Appendix

A Overlapping Patterns

As shown in Figure 4, sentences may contain *EntityPairOverlap* (EPO), *SingleEntityOverlap* (SEO) and *HeadTailOverlap* (HTO) triples. EPO means an entity pair holds multiple relations. SEO denotes two triples share one overlapped entity. HTO indicates that the head entity and tail entity of a triple are partially or completely overlapped.

	Sentences	Triples
Normal	[Bionico] is a dessert containing sour cream from [Mexico].	(Bionico, Country, Mexico)
EPO	[Beijing] is the capital city of [China].	(Beijing, Capital of, China) (Beijing, City of, China)
SEO	[Obama] was born in [Honolulu], city of [Hawaii].	(Obama, Place of birth, Honolulu) (Honolulu, City of, Hawaii)
HTO	[Bruce [Lee]] is a famous martial artist.	(Bruce Lee, Family name, Lee)

Figure 4: Examples of *Normal*, *EPO*, *SEO* and *HTO* patterns. The overlapping entities are marked in red.

B Entity Length Distribution

The entity length distribution of NYT*, WebNLG*, NYT and WebNLG are shown in Figure 5. When setting the max length of candidate entities C , we mainly consider two factors: (1) The generated candidate entities should contain as many correct entities as possible. (2) The number of negative entities should not be too large.

Therefore, the max length of candidate entities C is set to 9, 6, 12, 21 during training; 7, 6, 12, 21 during validation. Strictly speaking, the distribution of entities in the test set is unknown at the time of model inference. Therefore, during inference, we make adjustments based on the C in the training set, and the final C is set to 7, 6, 11, 20 during testing on NYT*, WebNLG*, NYT and WebNLG respectively.

C Model Efficiency

We randomly select n_{neg} negative entities during training, while predict links for all candidate entities during inference. Therefore, we evaluate the model efficiency with respect to inference time of the token-pair linking method TPLinker in NYT*, WebNLG*, NYT, WebNLG, and the results are shown in Table 6.

Model	NYT*	WebNLG*	NYT	WebNLG
TPLinker	46.2	40.1	45.1	42.2
DirectRel	56.2	40.3	57.9	38.4

Table 6: The inference time (ms) of DirectRel and TPLinker to predict triples of one sentence.

From Table 6 we can see that the inference speed of our DirectRel is competitive with TPLinker. The reason behind this are as follows: (1) Although our model needs to process more samples, its well-designed architecture is much simpler than TPLinker. (2) TPLinker requires a complex decoding algorithm to decode triples from output matrices, while the

output of our model is directly the indices of entity spans and relations.

Therefore, compared with the number of candidate entities, the model architecture and processing logic are more essential for the inference efficiency, and such number of candidate entities is not a bottleneck for the application of our model.

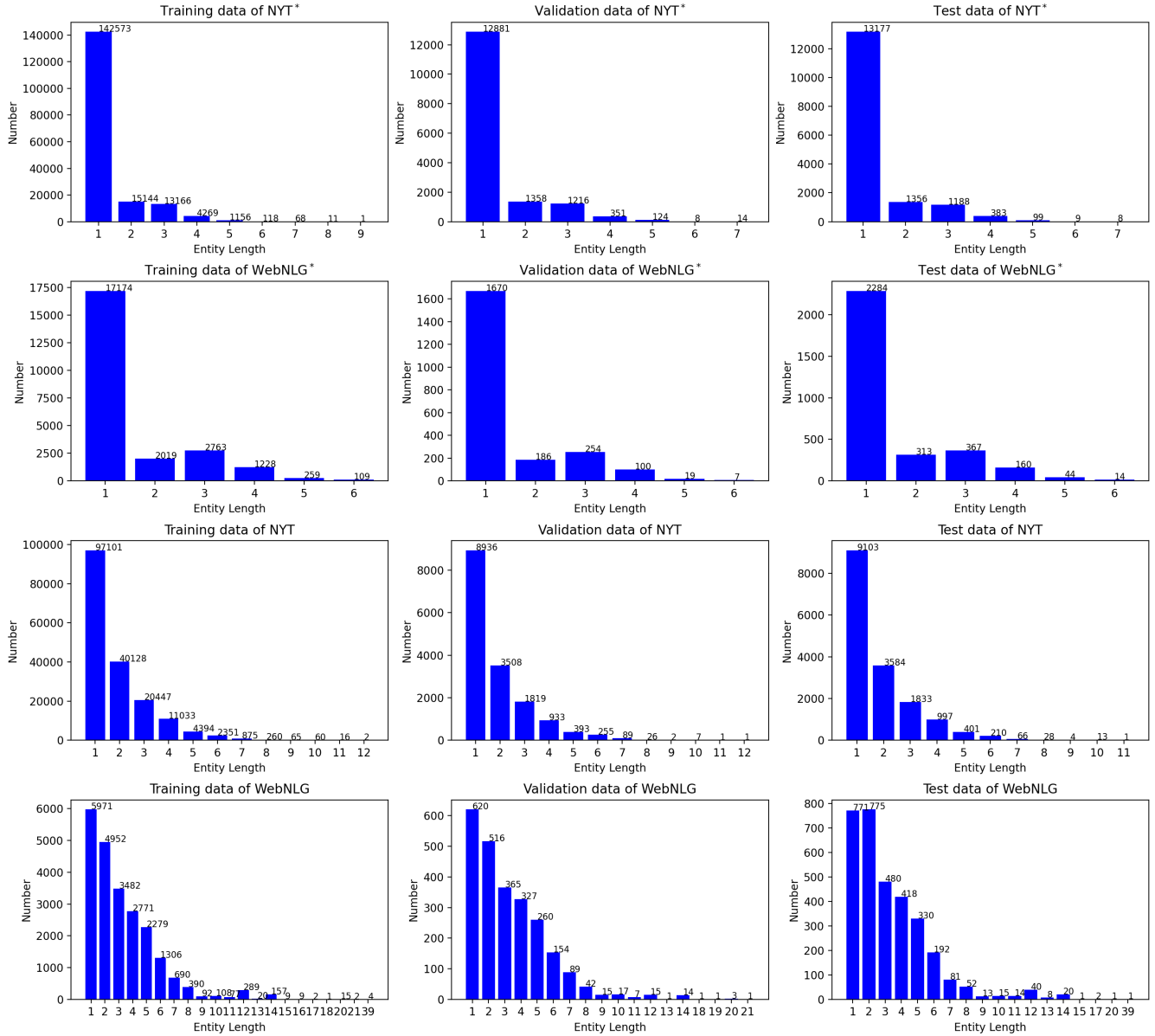


Figure 5: Entity length distribution of datasets using byte pair encoding.