

Catalysis in Charging Quantum Batteries

R. R. Rodríguez,¹ B. Ahmadi,^{1,*} P. Mazurek,¹ S. Barzanjeh,² R. Alicki,¹ and P. Horodecki¹

¹*International Centre for Theory of Quantum Technologies,
University of Gdansk, Jana Bażyńskiego 1A, 80-309 Gdansk, Poland*

²*Department of Physics and Astronomy, University of Calgary, Calgary, AB T2N 1N4 Canada*
(Dated: October 19, 2022)

We propose a novel approach for optimization of charging of harmonic oscillators (quantum batteries) coupled to a harmonic oscillator (charger), driven by laser field. We demonstrate that energy transfer limitations can be significantly mitigated in the presence of catalyst systems, mediating between the charger and quantum batteries. We show that these catalyst systems, either qubits or harmonic oscillators, enhance the amount of energy transferred to quantum batteries, while they themselves store almost no energy. It eliminates the need for optimizing frequency of the charging laser field, whose optimal value in the bare setting depends on coupling strengths between the charger and the batteries.

Introduction.—With the advent of quantum technology a growing curiosity, regarding how the current technologies can be enhanced under the principles of quantum mechanics, began. Different topics have been explored by scientists, such as quantum thermodynamics, quantum cryptography, quantum metrology and quantum computing. The quantum thermodynamics theory addresses the concepts of energy, work, heat, temperature, and entropy production in quantum systems [1–6]. Recently the study of energy transfer has brought forward a diverse and rich set of phenomena, in the context of quantum batteries, to be both theoretically and experimentally investigated [7–13]. As in classical batteries the aim is to boost the energy transfer, from the battery to the charger, in order to be later extracted in the form of work. Many researchers have proposed and investigated possible benefits coming from quantum effects, such as quantum correlations and quantum coherence of the initial state, in charging of quantum batteries [14–19].

Even though this field is promising and filled with a plethora of interesting applications, there exist some issues or experimental limitations to be addressed. One of them is having the *initial* quantum coherence in the state of the charger for boosting the energy transfer [16]. This, of course, requires specific preparation which might not be experimentally favorable. Therefore, in general, it would be preferable to start from the ground state. Quantum correlations, proposed in Ref. [14], may also be troublesome since uncorrelating the battery from the charger can significantly disturb the state of the battery and consumes energy. Another issue to be noticed is that it is energetically and experimentally more beneficial to use quantum harmonic oscillators (QHO), especially as a battery for storing energy, rather than two-level systems (TLS). The reason is the ability to store an *arbitrary* amount of energy (up to natural technical limitations of the particular experimental setup) in one QHO while the maximum energy stored by a TLS is restricted to one

quanta. The storage capacity can be increased by using many TLS though this is not experimentally desirable as it could be complicated to build or control.

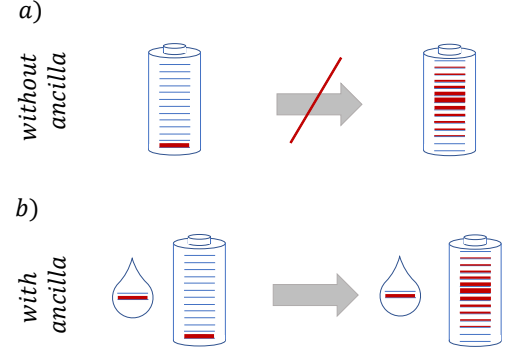


FIG. 1: (Color online) a) Efficient charging of a quantum system (battery) cannot be achieved by external energy driving in the presence of noise. b) Addition of a catalyst makes the energy transfer effective, while keeping the state of the catalyst almost unaffected. Note that the catalyst may be a qubit or a harmonic oscillator.

In resource theories of entanglement and thermodynamics, tasks like entanglement distillation and state transformations can be enabled by performing them with the help of an ancillary system playing the role of a catalyst (i.e., a system whose state is not affected by the operations) [20, 21]. We explore the possibility of using a catalyst approach in battery charging. We show that using a qubit or a harmonic oscillator ancillary system, prepared in the ground state, can boost the energy transfer in battery charging protocols, while the energy of the catalyst is left almost unaffected by the transformation. More specifically, we demonstrate that the mere presence of a catalyst mediating between the charger and the battery can allow charger-battery systems to realize energy transfers that would otherwise be impossible. (see Fig. 1).

We first examine the basic model of quantum charger-

*Electronic address: borhan.ahmadi@ug.edu.pl

battery system. As stated above, TLSs are not appropriate for storing an arbitrary amount of energy thus, to this end, we use QHOs as both quantum charger and quantum battery. An external laser field is shined on the charger and both the charger and the battery are assumed to be initially in the ground state. We then examine the intuitive way of improving energy transfer in the basic model which is based on the tuning of the external laser field with the system of the charger-battery. We will use the analysis of this case to argue for the catalytic nature of the extended setup, in which an ancillary system is added to the charger-battery platform. We then extend the method to the case of simultaneous charging of multiple batteries, in which the benefit of the catalytic approach is even more pronounced: the optimal charging laser frequency is stabilized, while in the bare setting it would depend on multiple couplings between the charger and the batteries.

While not essential for the proposed catalytic method of charging, the noise affecting it is also taken into account for illustrative purposes. Following [11], we use the local approach in the construction of the respective master equation. We discuss the applicability of the method for any weak coupling with environment.

Energy transfer from a charger to a battery: The basic model.—In this section we present the basic model of charger-battery system and in the next sections we will present how the energy transfer can be greatly boosted in this basic model. Consider a QHO, as a charger, which interacts (charges) with another QHO (as the battery) (see Fig. 2)[15]. A classical laser field with frequency ω_f

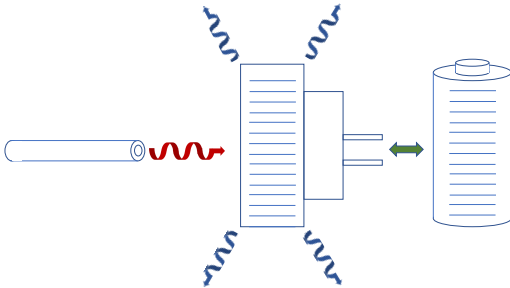


FIG. 2: (Color online) A QHO acting as a quantum charger (middle), powered by the classical laser field (left) and interacting with another QHO acting as a battery (right). Energy dissipation, indicated by blue curved arrows, occurs through the charger.

feeds energy into the charger. Thus the Hamiltonian is written as ($\hbar = 1$)

$$H = \omega_a a^\dagger a + \omega_b b^\dagger b + g(ab^\dagger + ba^\dagger) + F(e^{-i\omega_f t} a + e^{i\omega_f t} a^\dagger), \quad (1)$$

where a (a^\dagger) and b (b^\dagger) are annihilation (creation) operators of the charger A and the battery B , respectively.

Here g is the coupling constant, ω_f is the laser field frequency, and F the amplitude of the laser field. The interaction between the laser field and the charger has been computed in dipole approximation and rotating wave approximation (RWA) [22], where the frequencies of the charger and the battery are much bigger than the decay rates, justifying the application of RWA (or secular approximation at the level of Master equation). Both the charger and the battery are prepared initially in ground states. It is assumed that the dissipation of energy into the environment E , occurs through the charger. Therefore the evolution of the state of the whole system ρ_{AB} , in interaction picture with respect to local Hamiltonians, can be described by the Lindblad form master equation [23]

$$\begin{aligned} \dot{\rho}_{AB} &= \mathcal{L}_{AB}[\rho_{AB}] \\ &= -i[g(ab^\dagger + ba^\dagger) + F(e^{-i\Delta_{af}t} a + e^{i\Delta_{af}t} a^\dagger), \rho_{AB}] \\ &\quad + \gamma(N(T) + 1)\mathcal{D}_a[\rho_{AB}] + \gamma N(T)\mathcal{D}_{a^\dagger}[\rho_{AB}], \end{aligned} \quad (2)$$

where $\Delta_{af} = \omega_f - \omega_a$ is the detuning between the laser field and the charger A and $N(T) = 1/(e^{\omega/kT} - 1)$ the average number of photon in mode ω_a of the environment, with Boltzman factor k , at temperature T and

$$\mathcal{D}_c[\rho] = c\rho c^\dagger - \frac{1}{2}\{c^\dagger c, \rho_{AB}\}, \quad (3)$$

is the dissipator. We also assume the charger and the battery are on resonance with each other $\omega_a = \omega_b = \omega$. The evolution can be solved exactly. For the figures of

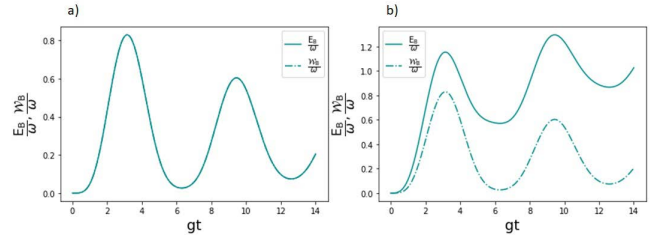


FIG. 3: (Color online) **Off-resonant charging of a basic model.** Energy E_B/ω (dashed line) and ergotropy W_B/ω (dotted line) of a quantum battery B , charged by a quantum charger A versus gt for $g = 0.2\omega$, $F = 0.1\omega$, $\gamma = 0.05\omega$ and $\Delta_{af} = 0$. In **a**), $N(T) = 0$ and **b**), $N(T) = 1$.

merit we choose energy stored in the battery

$$E_B(t) = \langle b^\dagger b \rangle, \quad (4)$$

as well as its ergotropy

$$\mathcal{W}_B = \langle b^\dagger b \rangle - \min_U \langle U b^\dagger b U^\dagger \rangle, \quad (5)$$

quantifying the amount of work extractable from the battery by a unitary process [24].

For zero detuning $\Delta_{af} = 0$, which is the case usually explored in the literature [11], in Fig. 3 we present the

time dependence of system energy and ergotropy. As is seen for zero temperature of the environment, where $N(T) = 0$, the maximum energy stored in the battery is almost 0.9, i.e., less than one quanta of energy (see Fig. 3a) and for nonzero temperature of the environment, with $N(T) = 1$, the maximum energy stored in the battery is around 1.2 (see Fig. 3b). We note that for a quantum harmonic oscillator linearly coupled to a zero-temperature bath, the Markovian dynamics maps coherent state into coherent state [25]. Since the initial state is chosen to be vacuum (also a coherent state) the state remains coherent (and hence pure) for all the times [25]. Hence the ergotropy extraction will be equal to the internal energy of the battery, i.e., all of the stored energy can be extracted in the form of work (Fig. 3a).

Crucially, the zero temperature solution shows limitations on the values of available ergotropy. This bound on stored ergotropy pertains to all temperature regimes. Indeed, energy stored in the charger and the battery are bounded to be of the order $(F/g)^2$, in a noiseless case oscillating with frequency of the order g . The effect of local noise results in suppression of these oscillations [11].

We point out that existence of the bound on energy stored in the charger and the battery (and present already for a noiseless case) stems entirely from the fact that the laser frequency ω , while in tune with local frequencies of the charger and the battery oscillators, is *out of tune* with respect to the frequency of the global charger-battery system, affected by the presence of interaction between the harmonic oscillators. Indeed, for a fixed driving amplitude F , non-restricted energy storing on the battery seems possible only in the limit $g \rightarrow 0$. This however requires diverging charging times.

The off-resonance nature of the driving becomes apparent after rewriting the system Hamiltonian (1) in terms of the global super-modes operators

$$C_{\pm} = \frac{1}{\sqrt{2}}(a \pm b), \quad (6)$$

which results in

$$H = \omega_+ C_+^\dagger C_+ + \omega_- C_-^\dagger C_- + \frac{F}{\sqrt{2}} \left(e^{-i\omega_f t} C_+ + e^{i\omega_f t} C_+^\dagger \right) + \frac{F}{\sqrt{2}} \left(e^{-i\omega_f t} C_- + e^{i\omega_f t} C_-^\dagger \right), \quad (7)$$

where

$$\omega_{\pm} = \omega \pm g. \quad (8)$$

Eq. (8) reveals that the detuning is especially pronounced in the strong-coupling regime $g \approx \omega$, blocking the energy transfer. Energy transfer can be restored by shifting the laser frequency to ω_+ or ω_- , which results in unrestricted charging of the global modes C_+ or C_- , respectively. In Fig. 4 the energy and ergotropy of the battery are plotted for $\omega_f = \omega_+$ (the same plots for $\omega_- = \omega - g$) and it is observed that the ergotropy extraction keeps boundlessly increasing with time.

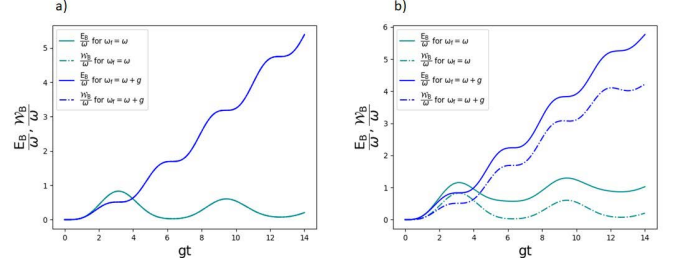


FIG. 4: (Color online) **On-resonant charging of a basic model.** Energy E_B/ω (dashed line) and ergotropy W_B/ω (dotted line) of a quantum battery B , charged by a quantum charger A versus gt for **a)** $\omega_+ = \omega + g$ (the same plot is obtained for $\omega_- = \omega - g$), $g = 0.2\omega$, $F = 0.1\omega$ and $\gamma = 0.05\omega$. In **a)** $N(T) = 0$, and in **b)** $N(T) = 1$. It is seen that energy transfer in the resonance case, where $\omega_f = \omega_+$, keeps increasing with time.

We note that in this approach, efficient charging in time scales T relies on the ability to probe ω_{\pm} (or g) to the precision $1/T$. Analogously, time instabilities of ω or g of the order $\Delta\omega$ and Δg restrict the effective charging times to $1/\Delta\omega$ and $1/\Delta g$, respectively.

Catalysis in charging quantum batteries.— In this section we propose a method for avoiding the mentioned necessity for tuning the laser frequency. We extend the system by a catalyst mediating the interaction between the charger and the battery (see Fig. 5). The charger in-

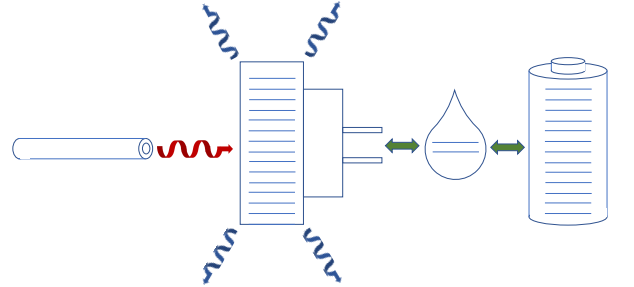


FIG. 5: (Color online) A two-level quantum system interacts with the charger and the battery, playing the role of a catalyst. In this paper, we investigate the usage of both qubits and harmonic oscillators as catalysts.

teracts with the catalyst and the catalyst interacts with the oscillator while there exists no direct interaction between the charger and the battery. The Hamiltonian of the whole system becomes

$$H = \omega a^\dagger a + \omega_q q^\dagger q + \omega b^\dagger b + g_{aq}(aq^\dagger + a^\dagger q) + g_{bq}(bq^\dagger + b^\dagger q) + F \left(e^{-i\omega_f t} a + e^{i\omega_f t} a^\dagger \right), \quad (9)$$

where q (q^\dagger) are either annihilation (creation) operators of the qubit ($q = \sigma_x - i\sigma_y$, with σ_x and σ_y denoting Pauli matrices), or of harmonic oscillator $[q, q^\dagger] = 1$.

Introducing the super-mode operators

$$C_+ = \sin \theta a + \cos \theta b, \quad (10)$$

$$C_- = \cos \theta a - \sin \theta b, \quad (11)$$

where

$$\sin \theta = \frac{g_{aq}}{\sqrt{g_{aq}^2 + g_{bq}^2}}, \quad \cos \theta = \frac{g_{bq}}{\sqrt{g_{aq}^2 + g_{bq}^2}}, \quad (12)$$

the Hamiltonian in Eq. (1) can be rewritten in the form

$$\begin{aligned} H = & \omega_+ C_+^\dagger C_+ + \omega_- C_-^\dagger C_- + \omega_q q^\dagger q + g(C_+ q^\dagger + C_+^\dagger q) \\ & + F \sin \theta (e^{-i\omega_f t} C_+ + e^{i\omega_f t} C_+^\dagger) \\ & + F \cos \theta (e^{-i\omega_f t} C_- + e^{i\omega_f t} C_-^\dagger), \end{aligned} \quad (13)$$

where, in this case, for the super-mode frequencies we have $\omega_\pm = \omega$ and $g = \sqrt{g_{aq}^2 + g_{bq}^2}$. Despite zero detuning $\Delta_{af} = \omega_f - \omega = 0$, the laser field will be on resonance with the global mode C_- of charger-battery system (see Appendix A for a generalization to arbitrary number of modes (cells) in the battery). Consequently, in the noiseless case an unlimited transfer of energy to mode C_- takes place, independently of the value of interaction constants g_{aq} and g_{bq} , as well as energy splitting w_q of the catalyst, which are allowed to be unknown and fluctuate in time. In the presence of noise the energy transfer is still significantly boosted. Nevertheless, depending on the dissipation rate, a bound would appear on the energy transfer.

For the case in which the catalyst is a harmonic oscillator, we argue that it will store a negligible amount of energy. This follows from the observation that while the mode C_- is fully decoupled from C_+ and q , the latter modes are charged according to the following Hamiltonian:

$$\begin{aligned} H' = & \omega C_+^\dagger C_+ + \omega_q q^\dagger q + g(C_+ q^\dagger + C_+^\dagger q) \\ & + F \sin \theta (e^{-i\omega_f t} C_+ + e^{i\omega_f t} C_+^\dagger), \end{aligned} \quad (14)$$

which, upon substitution $C_+ \rightarrow a$, $F \sin \theta \rightarrow F$ and $q \rightarrow b$, reproduces exactly the Hamiltonian (1) provided that we set $w_q = \omega$. Therefore by deciding on this value of ω_q , we enforce a bound on the energy stored in the catalyst to be of the order of $(F \sin \theta)^2 / (g_{aq}^2 + g_{bq}^2)$, which in the weak driving limit is negligible.

In the case where the catalyst is a qubit, the energy stored by it is naturally bounded by its energy splitting ω_q . By directly solving the dynamics of the system for the qubit catalyst, below we show that its energy also remains close to 0 for the charging. Similar results can be obtained for the harmonic oscillator case.

Assuming energy splitting in the catalyst qubit be equal to $\omega_q = \omega$ and keeping $\omega_f = \omega = \omega_q$ in the interaction picture with respect to local Hamiltonians, the

equation of motion for the system is given by:

$$\begin{aligned} \dot{\rho}_{ABQ} = & -i[g(aq^\dagger + qa^\dagger + bq^\dagger + qb^\dagger) \\ & + F(a + a^\dagger), \rho_{ABQ}] \\ & + \sum_{x=a,q} \gamma_x \left((N(T) + 1) \mathcal{D}_x[\rho_{ABQ}] \right. \\ & \left. + N(T) \mathcal{D}_{x^\dagger}[\rho_{ABQ}] \right). \end{aligned} \quad (15)$$

We first investigate the case of catalyst qubit isolated from the environment, $\gamma_q = 0$. As illustrated in Fig. 6, numerical results show that the internal energy and ergotropy extraction of the battery keep increasing with time with no bound on it. This is remarkable because here the qubit acts only as a catalyst which facilitates more transfer of energy from the charger to the battery while it stores almost no energy during the whole process of charging. It also suggests that the catalyst does not get significantly entangled with neither the charger nor the battery. Consequently, resetting it for another charging process would not be connected with energy expenses. In fact, by solving equations of motion for the oscillator catalyst case (see Appendix B), we see that second moments factorize, which implies product structure of the state of the total system. As can be seen in Fig. 6, the same holds for the qubit catalyst case.

In Fig. 7 the energy and ergotropy are plotted for the case when both the charger and the catalyst qubit are dissipating energy into the environment. Since the energy carried by the qubit is not significant, dissipation of energy through the qubit is not expected to affect the energy transfer. Indeed, compared to Fig. 6, the results do not change considerably which confirms that the energy dissipation via the catalyst is negligible.

Most importantly, use of a catalyst offers a substantial operational benefit for qubit battery charging. Here, one does not need to know the coupling strength to observe a boost in the energy transfer, which makes this setup easier to realize. On the other hand, it should be noticed that in the dispersive regime $\Delta_{aq} = \omega - \omega_q \gg g$, the frequency of the catalyst is far detuned from the frequency of the charger, the energy transfer is expected to decrease and approach zero for large detunings.

Summary.—We introduced a catalytic approach for charging quantum batteries. A catalyst initially in the ground state is added to the system and as a result the laser field, tuned to the spectrum of charger and the battery, becomes on resonance with the super-modes of the extended charger-battery-catalyst system. Consequently it is seen that the amount of energy transferred to the battery is significantly boosted, with no bound on it when there is no dissipation, while the catalyst is guaranteed to remain close to the ground state throughout the whole evolution. The method has an advantage of not relying on probing of the coupling strength, and is susceptible to its fluctuations. As a final remark, we note that the current proposal can be implemented with the current-state-

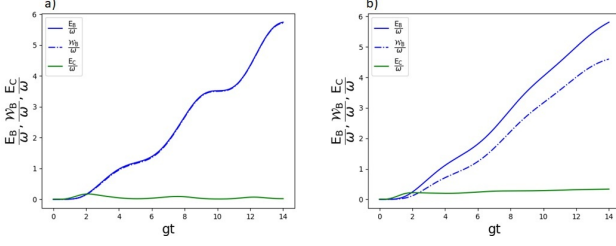


FIG. 6: (Color online) **Charging in a catalyst model. Dissipation on the charger.** Energy E_B/ω (dashed line) and ergotropy \mathcal{W}_B/ω (dotted line) of the battery and energy $E_C(t)$ (green) of the catalyst versus gt for $g_{aq} = g_{bq} = 0.2\omega$, $F = 0.1\omega$, $\gamma_a = 0.05\omega$ and $\Delta_{af} = 0$. In **a)** $N(T) = 0$ and in **b)** $N(T) = 1$. Adding a qubit between the charger and the battery causes the energy and the ergotropy to keep increasing with time. The catalyst qubit does not store any energy throughout the evolution.

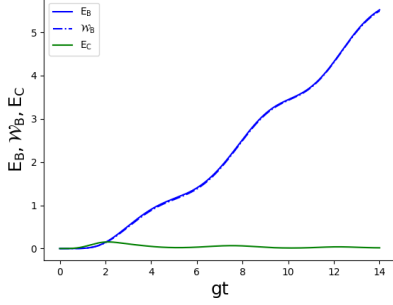


FIG. 7: (Color online) **Charging in a catalyst model. Dissipation on the charger and the catalyst.** Energy E_B/ω (dashed line) and ergotropy \mathcal{W}_B/ω (dotted line) of the battery and energy $E_C(t)$ (green) of the catalyst versus gt when both the charger and the catalyst qubit are dissipating energy into the vacuum for $N(T) = 0$, $g_{aq} = g_{bq} = 0.2\omega$, $F = 0.1\omega$, $\gamma_a = \gamma_q = 0.05\omega$ and $\Delta_{af} = 0$.

of-art superconducting technology [26]. The high level control of the nano-fabrication techniques of the quantum circuits allows careful designing and fabrication of qubits and resonators with the coupling rates reaching strong-coupling regime $g_{aq} \sim \omega_q$ [27]. The possibility to tune the qubit-resonator coupling rate [28] allows to reach the target values needed to see effects described above. This provides additional control parameter to optimize the energy transfer between the charger and battery, and ultimately realize the current platform. Our work can open up new perspectives regarding energy transfer in quantum technologies, particularly in the context of quantum batteries.

Acknowledgements

We acknowledge support from the Foundation for Polish Science through IRAP project co-financed by EU within the Smart Growth Operational Program (contract no.2018/MAB/5). S.B. acknowledges funding by the Natural Sciences and Engineering Research Council of Canada (NSERC) through its Discovery Grant, funding and advisory support provided by Alberta Innovates through the Accelerating Innovations into CarE (AICE) – Concepts Program, and support from Alberta Innovates and NSERC through Advance Grant.

Appendix A: Generalization to arbitrary number of modes in the battery

If we have k modes (cells) in the battery and each mode interacts with the qubit separately the Hamiltonian reads

$$H = \sum_{i=0}^k \omega a_i^\dagger a_i + \omega_q q^\dagger q + \sum_{i=0}^k g_i (a_i q^\dagger + a_i^\dagger q) \quad (\text{A1})$$

$$+ F \left(e^{-i\omega_f t} a_0 + e^{i\omega_f t} a_0^\dagger \right) \quad (\text{A2})$$

where a_0 (a_0^\dagger) is the annihilation (creation) operator of the charger and a_i (a_i^\dagger), $i \neq 0$, are the annihilation (creation) operators of the cells of the battery. Following the Bogoljubov method [29], we define the super-mode operators C_i as

$$C_i = \sum_{l=0, \dots, k} \frac{g_{il}}{n_l} a_l, \quad i = 0, \dots, k, \quad (\text{A3})$$

where $n_l = \sqrt{\sum_{j=0, \dots, k} g_{jl}^2}$, and g_{ik} are constants (to be determined), such that the normalized vectors \mathbf{G}_i defined by g_{ik} as

$$\mathbf{G}_i = (g_{0i}, g_{1i}, \dots, g_{ki})/n_i, \quad i = 0, \dots, k \quad (\text{A4})$$

are mutually orthogonal and

$$g_{0l}/n_l = g_l, \quad l = 0, \dots, k. \quad (\text{A5})$$

Then the Hamiltonian in Eq. (A1) may be rewritten as

$$H = \sum_{i=0}^k \omega C_i^\dagger C_i + \omega_q q^\dagger q + \left(C_0 q^\dagger + C_0^\dagger q \right) \quad (\text{A6})$$

$$+ F \sum_{i=0}^k \chi_i \left(e^{-i\omega_f t} C_i + e^{i\omega_f t} C_i^\dagger \right). \quad (\text{A7})$$

in which χ are functions of coefficients g_{ik} . In general, the transformation in Eq. (A3) may be described by a matrix \hat{G} whose i -th column is formed by a vector \mathbf{G}_i (note that labels of columns belong to the set $\{0, 1, \dots, k\}$). We therefore have $\chi_i = [\hat{G}^{-1}]_{0i}$. Thus for $\Delta_{af} = 0$ the laser field will be on resonance with the system of charger-battery.

Appendix B: Harmonic oscillator catalyst: equations of motion

Below we list equations of motion generated by the master equation (15), with $\gamma_a = \gamma$, $\gamma_q = 0$, $N(T) = 0$ and $[q, q^\dagger] = 1$:

$$\langle \dot{a} \rangle = -iF - ig_1 \langle q \rangle - \frac{\gamma}{2} \langle a \rangle \quad (\text{B1})$$

$$\langle \dot{b} \rangle = -ig_2 \langle q \rangle, \quad (\text{B2})$$

$$\langle \dot{q} \rangle = -ig_1 \langle a \rangle - ig_2 \langle b \rangle, \quad (\text{B3})$$

$$\langle a^\dagger \dot{a} \rangle = -2F \text{Im} \langle a \rangle - 2g_1 \text{Im} \langle a^\dagger q \rangle - \gamma \langle a^\dagger a \rangle, \quad (\text{B4})$$

$$\langle b^\dagger \dot{b} \rangle = 2g_2 \text{Im} \langle b^\dagger q \rangle, \quad (\text{B5})$$

$$\langle q^\dagger \dot{q} \rangle = -2g_1 \text{Im} \langle a^\dagger q \rangle - 2g_2 \text{Im} \langle b^\dagger q \rangle. \quad (\text{B6})$$

$$\langle a^\dagger \dot{q} \rangle = iF \langle q \rangle - ig_2 \langle a^\dagger b \rangle - ig_1 (\langle a^\dagger a \rangle - \langle q^\dagger q \rangle) - \frac{\gamma}{2} \langle a^\dagger q \rangle, \quad (\text{B7})$$

$$\langle b^\dagger \dot{q} \rangle = -ig_1 \langle ab^\dagger \rangle - ig_2 \langle b^\dagger b \rangle + ig_2 \langle q^\dagger q \rangle, \quad (\text{B8})$$

$$\langle a \dot{b}^\dagger \rangle = -iF \langle b^\dagger \rangle - ig_1 \langle b^\dagger q \rangle + ig_2 \langle a q^\dagger \rangle - \frac{\gamma}{2} \langle ab^\dagger \rangle. \quad (\text{B9})$$

It is readily seen from the equations above that the solutions for the second-order momenta can be written as products of the solutions of the first-order momenta, i.e, for all $X, Z \in \{a, q, b, a^\dagger, q^\dagger, b^\dagger\}$ we have

$$\langle XZ \rangle = \langle X \rangle \langle Z \rangle. \quad (\text{B10})$$

Eq. (B10) indicates that the state of the whole system is factorized throughout the entire evolution provided the initial state is a product of coherent states. Therefore, all the subsystems are in coherent states for all times. We can write

$$\rho_{AQB}(t) = |\alpha(t)\rangle_A \langle \alpha(t)| \otimes |\alpha'(t)\rangle_Q \langle \alpha'(t)| \otimes |\alpha''(t)\rangle_B \langle \alpha''(t)| \quad (\text{B11})$$

where $|\alpha(t)\rangle_A$, $|\alpha'(t)\rangle_Q$ and $|\alpha''(t)\rangle_B$ are coherent states of A , Q and B , respectively.

-
- [1] H. Spohn, Journal of Mathematical Physics **19**, 1227 (1978).
 - [2] R. Alicki, Journal of Physics A: Mathematical and General **12**, L103 (1979).
 - [3] J. M. Parrondo, J. M. Horowitz, and T. Sagawa, Nature physics **11**, 131 (2015).
 - [4] F. Brandao, M. Horodecki, N. Ng, J. Oppenheim, and S. Wehner, Proceedings of the National Academy of Sciences **112**, 3275 (2015).
 - [5] B. Ahmadi, S. Salimi, and A. Khorashad, Scientific reports **11**, 1 (2021).
 - [6] B. Ahmadi, S. Salimi, and A. Khorashad, arXiv preprint arXiv:1912.01983 (2019).
 - [7] R. Alicki and M. Fannes, Physical Review E **87**, 042123 (2013).
 - [8] F. Campaioli, F. A. Pollock, F. C. Binder, L. Céleri, J. Goold, S. Vinjanampathy, and K. Modi, Physical Review Letters **118**, 150601 (2017).
 - [9] F. Campaioli, F. A. Pollock, and S. Vinjanampathy, *Quantum batteries - review chapter* (2018), arXiv:1805.05507.
 - [10] F. Barra, Physical Review Letters **122**, 210601 (2019).
 - [11] D. Farina, G. M. Andolina, A. Mari, M. Polini, and V. Giovannetti, Physical Review B **99**, 035421 (2019).
 - [12] S. Julià-Farré, T. Salamon, A. Riera, M. N. Bera, and M. Lewenstein, Physical Review Research **2**, 023113 (2020).
 - [13] A. Crescente, D. Ferraro, M. Carrega, and M. Sassetti, arXiv preprint arXiv:2202.01025 (2022).
 - [14] D. Ferraro, M. Campisi, G. M. Andolina, V. Pellegrini, and M. Polini, Physical review letters **120**, 117702 (2018).
 - [15] G. M. Andolina, M. Keck, A. Mari, V. Giovannetti, and M. Polini, Physical Review B **99**, 205437 (2019).
 - [16] G. M. Andolina, M. Keck, A. Mari, M. Campisi, V. Giovannetti, and M. Polini, Physical review letters **122**, 047702 (2019).
 - [17] D. Rossini, G. M. Andolina, D. Rosa, M. Carrega, and M. Polini, Physical Review Letters **125**, 236402 (2020).
 - [18] J. Kim, J. Murugan, J. Olle, and D. Rosa, Physical Review A **105**, L010201 (2022).
 - [19] J. Kim, D. Rosa, and D. Šafránek, arXiv preprint arXiv:2108.02491 (2021).
 - [20] D. Jonathan and M. B. Plenio, Physical Review Letters **83**, 3566 (1999).
 - [21] J. Eisert and M. Wilkens, Physical Review Letters **85**, 437 (2000).
 - [22] R. Loudon and F. Petruccione, *The Quantum Theory of Light* (Oxford University Press, 2000).
 - [23] H. P. Breuer and F. Petruccione, *The theory of open quantum systems* (Oxford University Press on Demand, 2002).
 - [24] A. E. Allahverdyan, R. Balian, and T. M. Nieuwenhuizen, EPL (Europhysics Letters) **67**, 565 (2004).
 - [25] A. Kossakowski, Reports on Mathematical Physics **3**, 247 (1972).
 - [26] R. Upadhyay, G. Thomas, Y.-C. Chang, D. S. Golubev, A. Guthrie, A. Gubaydullin, J. T. Peltonen, and J. P.

- Pekola, Physical Review Applied **16**, 044045 (2021).
- [27] A. Blais, A. L. Grimsmo, S. Girvin, and A. Wallraff, Reviews of Modern Physics **93**, 025005 (2021).
- [28] D. Kafri, C. Quintana, Y. Chen, A. Shabani, J. M. Martinis, and H. Neven, Physical Review A **95**, 052333 (2017).
- [29] N. N. Bogoljubov, Il Nuovo Cimento **7**, 794 (1958).