

# Joint diagnostic test of regression discontinuity designs: multiple testing problem\*

Koki Fusejima<sup>†</sup>, Takuya Ishihara<sup>‡</sup> and Masayuki Sawada<sup>§</sup>

This version: May 10, 2022

## Abstract

Diagnostic tests with many covariates have been the norm to validate regression discontinuity designs (RDD). The test procedure with many covariates lacks validity due to the multiple testing problem. Testable restrictions are designed to verify a single identification restriction, therefore, a single joint null hypothesis should be tested. In a meta-analysis of the top five economics publications, the joint null hypothesis of local randomization is massively over-rejected. This study provides joint testing procedures based on the newly shown joint asymptotic normality of RDD estimators. Simulation evidence demonstrates their favorable performance over the Bonferroni correction for dimensions fewer than 10 covariates. However, neither Bonferroni correction nor our procedure guarantees its size control with larger number of covariates.

---

\*The study is supported by JSPS KAKENHI Grant Number JP20J20046 (Fusejima); JP20J00900 (Ishihara); and 21K13269 (Sawada). We thank seminar participants at Hitotsubashi University, The University of Tokyo, Kansai Keiryo Keizaigaku Kenkyukai, and Japanese Joint Statistical Meeting. We are grateful for Masaki Oguni and Yuri Sugiyama's excellent research assistance.

<sup>†</sup>Graduate School of Economics, The University of Tokyo, 7-3-1 Hongo, Bunkyo-ku, Tokyo 113-0033, Japan; JSPS Research Fellow; World-leading Innovative Graduate Study of Advanced Economics, The University of Tokyo; Email: koki-fusejima014@g.ecc.u-tokyo.ac.jp

<sup>‡</sup>Graduate School of Economics and Management, Tohoku University; Email: takuya.ishihara.b7@tohoku.ac.jp

<sup>§</sup>Institute of Economic Research, Hitotsubashi University; Email: m-sawada@ier.hit-u.ac.jp

# 1 Introduction

The practices of regression discontinuity designs (RDD) often involve two diagnostic tests — the density test and the balance test of covariates. These diagnostic tests are of testable restrictions for a single identification restriction of local randomization; hence, a single joint null hypothesis should be tested for validating the identification restriction. However, the joint test does not fall under the current practices of RDD diagnostic tests. Most empirical studies test each testable restriction separately, thereby causing a serious size distortion due to the multiple testing problem.

In this study, we make two major contributions. First, we conduct a meta-analysis of RDD studies with diagnostic tests published in the top five economic journals. Through the meta-analysis, we demonstrate that the joint null hypothesis is indeed over-rejected and is likely driven by the multiple testing problem. Second, to the best of our knowledge, we are the first to show the joint asymptotic normality of RD estimators to provide joint testing procedures. We provide two different testing procedures — Wald (chi-square) test and max test — depending on the number of balance tests to run. When the number of covariates is less than 3, the Wald test controls the size of the test and is superior to the Bonferroni correction in its power against the alternative. When the number of covariates is larger, that is, between 3 to 10, the Wald test loses its size control. The max test controls its size and is superior to the Bonferroni correction. The Bonferroni correction may also fail to control the size when the number of covariates is as large as 25, indicating the difficulty in approximating asymptotic distributions of nonparametric estimators with finite samples.

The two testable restrictions of the RDD are from Lee (2008), who showed that his local randomization condition has three consequences: (i) identification, (ii) continuity of the density function at the cutoff, and (iii) continuity of the means of pre-treatment covariates at the cutoff.<sup>1</sup> The second and third consequences are frequently used as the testable restrictions of the local randomization. Many applied researchers use the second consequence as the null of the density test, and the third consequence as the null of the balance test. However, we should have no interest in the rejection of a particular testable restriction. Failures in any of the testable restrictions raise concerns about the single identification restriction of the local randomization. According to current practice, rejection of any particular testable restrictions is not informative. Unless one explicitly distinguishes the testable restrictions of the density test and the balance test as Ishihara and Sawada (2022) do, we should test a single joint null of all the testable restrictions holding against the

---

<sup>1</sup>More specifically, the third consequence is the continuity in the distribution functions of the covariates. However, most studies treat this consequence as the continuity of the conditional expectations except for Canay and Kamat (2018), for example.

alternative of any one of the testable restrictions failures. Consequently, separate testing of each testable restriction should result in the over-rejection of the joint null.

Diagnostic tests are developed separately as the density test (McCrary, 2008) and the balance test (Lee, 2008). These tests are further improved by Otsu et al. (2013), Cattaneo et al. (2020), Bugni and Canay (2021), and Canay and Kamat (2018), among others. None of these improvements consider the joint procedure of these tests.

Our proposed joint test is based on our following technical contribution to the asymptotic theory of the nonparametric estimates. We show the joint asymptotic normality of multiple local polynomial estimates for conditional mean functions and a density function. Calonico et al. (2014) show the asymptotic normality of a single local polynomial estimate for a conditional mean function at a boundary point after bias correction. Cattaneo et al. (2020) show the asymptotic normality of a local polynomial estimate of a density function at a boundary point. A key feature of our result is that our joint normality does not impose any restrictions on the choice of bandwidths apart from the original rate conditions. Therefore, our tests may accommodate the same mean squared error (MSE) optimal estimates for the balance test (Calonico et al., 2014) and for the density test (Cattaneo et al., 2020).

The rest of the paper proceeds as follows: Section 2 demonstrates the issue of the multiple testing problem in the meta-analysis; Section 3 shows the joint asymptotic normality of the nonparametric estimates; our joint tests are proposed in Section 4; Section 5 demonstrates the performances of our tests in simulation; and Section 6 concludes the study with recommended practices and future research questions. In Appendix A, we provide formal theoretical results with proof.

## 2 Current practices of diagnostic tests

Since Lee (2008), applied researchers often justify the RDD identification with his local randomization assumption. Lee (2008) shows that local randomization has three consequences: identification, the null of the density test, and the null of the balance test. We emphasize that both nulls of the diagnostic tests are the consequences of local randomization, and neither nulls imply identification.<sup>2</sup> Therefore, we should have no interest in rejecting any particular nulls of these diagnostic tests, and we must focus only on the rejection of identifying restriction, possibly supported by the joint null of the diagnostic tests. Current practices have not considered the joint nature of these tests, and have consequently fallen into the pitfall of the multiple testing.

In this section, we begin by introducing the diagnostic tests that are dominant in the

---

<sup>2</sup>See Ishihara and Sawada (2022) for a recent development in relation to these tests and the RDD identification.

literature and illustrate the failure in current practices using a meta-analysis of RDD studies published in the top five economics journals.

From Lee (2008), the local randomization assumption has three consequences. First, the conditional mean functions of the potential outcomes are continuous at the cutoff. Second, the density function  $f(x)$  is continuous at the cutoff. Third, the conditional mean functions of the vector of pre-treatment covariates  $\{Z_1, \dots, Z_d\}$ ,  $\mu_{Z_k}(x) \equiv E[Z_k|X = x]$ ,  $k = 1, \dots, d$ , are continuous at the cutoff. For the following section, we normalize the cutoff to 0. According to current practices, applied researchers run two diagnostic tests of the latter two consequences. In particular, they test the null of the continuity for the density (the density test),  $\tau_f = 0$ , where  $\tau_f \equiv f_+ - f_-$ ,  $f_+ \equiv \lim_{x \rightarrow 0^+} f(x)$ , and  $f_- \equiv \lim_{x \rightarrow 0^-} f(x)$ , and for each  $k = 1, \dots, d$ , the null of the continuity for the mean of covariates (the balance test),  $\tau_{Z_k} = 0$ , where  $\tau_{Z_k} \equiv \mu_{Z_k+} - \mu_{Z_k-}$ ,  $\mu_{Z_k+} \equiv \lim_{x \rightarrow 0^+} \mu_{Z_k}(x)$ ,  $\mu_{Z_k-} \equiv \lim_{x \rightarrow 0^-} \mu_{Z_k}(x)$ .

The purpose of these diagnostic tests is to verify the nontestable local randomization assumption through its testable consequences. Hence, we consider a test of all the testable consequences as the following joint null hypothesis against alternative hypotheses. In other words,

$$H_0 : (\tau_f, \tau_{Z_1}, \dots, \tau_{Z_d}) = 0 \quad \text{vs} \quad H_1 : (\tau_f, \tau_{Z_1}, \dots, \tau_{Z_d}) \neq 0.$$

However, applied researchers test each component of the above joint null and alternatives, and they consequently over-reject the null of all the testable restrictions to hold. In the following section, we demonstrate the over-rejections with a meta-analysis of the top five economics publications.

For the meta-analysis, we analyse RDD studies with some diagnostic tests. There are two widely cited methodological papers (McCrary, 2008 and Lee, 2008) and two widely cited survey papers (Imbens and Lemieux, 2008 and Lee and Lemieux, 2010). We collect their citations of 2,697 unique papers as of Nov. 5th 2021 from Web of Science.<sup>3</sup> Among 2,697 papers, we limit our focus to the publications from the top five journals in economics (*American Economic Review*, *Econometrica*, *Journal of Political Economy*, *Quarterly Journal of Economics*, *Review of Economic Studies* in its alphabetical order.). Among 98 the top five publications, 60 papers report at least one diagnostic test for validating their own empirical analysis of RDD.<sup>4</sup>

From these 60 papers, we collect the results of the balance tests or the density tests that

---

<sup>3</sup>We use Web of Science to limit our focus on the published papers.

<sup>4</sup>We exclude surveys, theoretical contributions, and other use of similar tests in manipulation detection or of kink designs. Furthermore, we limit our focus on the density test and balance test in their *standard* procedures, excluding placebo analyses and balance tests for predicted variables from covariates. We find a few studies incorporating a few joint tests combating the multiple testing problem, but we do not include these joint tests as none of them incorporated the nonparametric nature of the RDD estimates.

appeared to be their *main* specifications. In practice, many applied researchers run multiple versions of these tests in different bandwidths, kernels, and specifications, with or without covariates. We collect the total number of these tests, but our numerical analysis is limited to the main specifications. When the test statistics are available, we compute the p-values from the reported statistics.

We emphasize an important distinction from the usual meta-analyses to consider publication bias. Many studies on meta-analyses find publication bias in tests of finding causal effects. In this case, we expect that some nulls are truly wrong, and thereby we cannot distinguish the following two case of the over-rejection of the nulls: from a distorted null distribution due to publication bias; against a particular distribution of test statistics under the alternative hypotheses. Unlike the usual meta-analyses, we focus on the joint null of the diagnostic tests that we are expected to believe in. Hence, the over-rejection of the joint null may be represented well by the multiple testing problem.

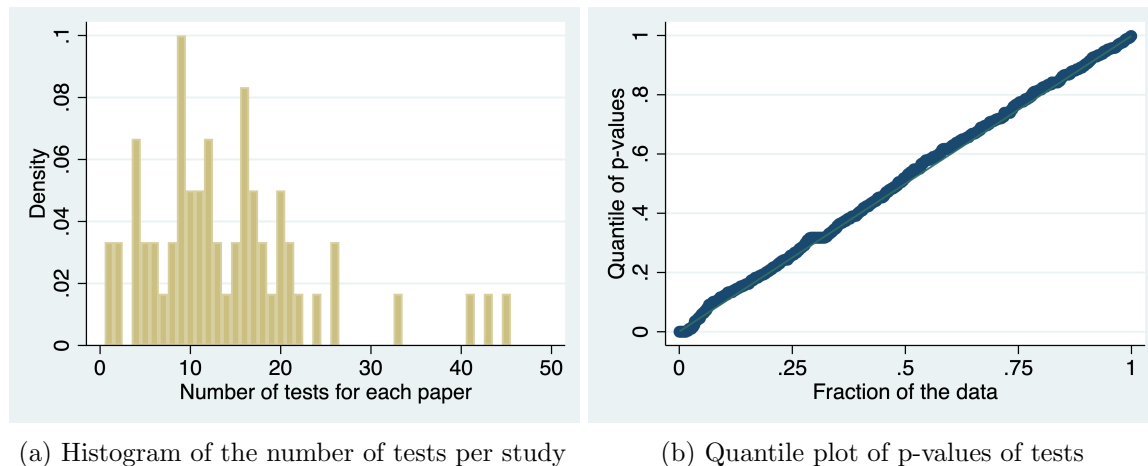


Figure 1: Descriptive plots of papers and their tests

In RDD applications, we find that testing as many balance tests as possible seems to be the norm. Figure 1a is the histogram of the number of tests reported from each paper. The distribution is right-skewed and the maximum number of tests is 45. The mean number of tests is 14.17 and the median number of tests is 12.

The authors frequently report these tests as separate tests of 5% size and appear to conduct each test honestly. Given the nature of the diagnostic tests for an RDD with reasonable anecdotes for its validity, the null hypotheses of the diagnostic tests are expected to be true. If the null of the diagnostic test is true, then these separated tests should have their p-values following the uniform distribution. Figure 1b is the quantile plot of the p-values of 799 tests from 60 papers. The quantile plot is almost equivalent to the uniform distribution.

The same pattern appears in Table 1. Table 1 summarizes the rejection probabilities by the type of test. Among the 776 balance tests and 23 density tests reported with their test statistics values, we find that 4.64% and 4.35% of the tests, respectively, are both rejected with the nominal size of 5%. Consequently, each diagnostic test is valid as a separate test of

Table 1: Rejection probabilities by type of tests

	Balance	Density	Total
Reject	4.64	4.35	4.63
Not	95.36	95.65	95.37
<i>N</i> Tests	776	23	799

its associated testable restriction. However, given the large number of tests run to test the single identification restriction, the validity of each test means a sizable over-rejection of the joint hypothesis.

Table 2: Summary Statistics

	mean	sd	p50	min	max
Number of tests per study	14.17	9.51	12	1	45
The study has some rejection	0.35	0.48	0	0	1
Number of rejected tests per study	0.75	1.54	0	0	9
<i>N</i> Papers	60				

As in Table 2 of the summary statistics, 35% of 60 papers have at least a single rejection of separately run tests. Through a naive procedure, it amounts to a substantial over-rejection of the joint null hypothesis that should have a nominal size of 5%.

Furthermore, the over-rejection tends to be extreme as the number of tests increases. Table 3 summarizes the heterogeneity in the rejection probabilities by the number of tests reported from each paper. In Table 3, we find that the rejection probabilities are higher for papers reporting the results of a larger number of tests. As a result, we conclude that each

Table 3: Heterogeneity in over-rejection by the number of tests

Number of Tests	1-5	6-10	11-15	16-20	21-25	26-30	31-35	36-45
Some rejection	10.00	28.57	25.00	42.86	50.00	50.00	100.00	100.00
No rejection	90.00	71.43	75.00	57.14	50.00	50.00	0.00	0.00
<i>N</i> Papers	10	14	12	14	4	2	1	3

author seems to report their test statistics honestly, but their honest reports of the separate multiple testings result in the over-rejection of the joint null. Without taking into account the multiple testing problem, the diagnostic test results are not informative.

In the next section, we propose alternative procedures that the applied researchers can rely on.

### 3 New joint normality result

In the previous section, we have demonstrated the issue of multiple testing that hinders the evaluation of diagnostic test results. In this section, we begin with a theoretical foundation for our alternative procedure to test the joint null hypothesis. We derive the joint asymptotic normality of the nonparametric local linear estimators evaluated at the boundary of the support.

Let  $(Z_{1,i}, \dots, Z_{d,i}, X_i)'$ ,  $i = 1, \dots, n$  be the observed random sample and let  $X_i$  have the density  $f(x)$  with respect to the Lebesgue measure. Given a known threshold  $\bar{x}$ , set to  $\bar{x} = 0$  without loss of generality, the running variable  $X_i$  determines whether unit  $i$  is assigned treatment ( $X_i \leq 0$ ) or not ( $X_i < 0$ ), while  $Z_i = (Z_{1,i}, \dots, Z_{d,i})'$  denote the pretreatment covariates. The goal is to formally test whether the density of the running variable  $f(x)$  and the conditional expectations of the pretreatment covariates  $\mu_{Z_k}(x) = E[Z_{k,i}|X_i = x]$  for  $k = 1, \dots, d$  are continuous at  $\bar{x} = 0$ . The joint null and alternative hypotheses are:

$$H_0 : (\tau_f, \tau_{Z_1}, \dots, \tau_{Z_d}) = 0 \quad \text{vs} \quad H_1 : (\tau_f, \tau_{Z_1}, \dots, \tau_{Z_d}) \neq 0,$$

where  $\tau_f = f_+ - f_-$ ,  $\tau_{Z_k} = \mu_{Z_k+} - \mu_{Z_k-}$ ,  $f_+ = \lim_{x \rightarrow 0^+} f(x)$ ,  $f_- = \lim_{x \rightarrow 0^-} f(x)$ ,  $\mu_{Z_k+} = \lim_{x \rightarrow 0^+} \mu_{Z_k}(x)$ ,  $\mu_{Z_k-} = \lim_{x \rightarrow 0^-} \mu_{Z_k}(x)$ .

Following Calonico et al. (2014) and Cattaneo et al. (2020), we employ local polynomial regressions to approximate unknown functions  $f(x)$  and  $\mu_{Z_k}(x)$  for  $k = 1, \dots, d$  flexibly near the cutoff  $\bar{x} = 0$ . These estimators are particularly well-suited for manipulation testing because of their excellent boundary properties. This hypothesis testing problem induces a nonparametric boundary point at  $\bar{x} = 0$  because we need to estimate two distinct estimands for each function using the two subsamples  $\{X_i : X_i \leq 0\}$  (approximation from the right) and  $\{X_i : X_i < 0\}$  (approximation from the left), respectively.<sup>5</sup>

Formally, the  $p$ th-order local polynomial estimators of  $\tau_{Z_k} = \mu_{Z_k+} - \mu_{Z_k-}$  for some  $p \geq 1$  and  $k = 1, \dots, d$  are

$$\begin{aligned} \hat{\tau}_{Z_k,p}(h_{k,n}) &= \hat{\mu}_{Z_k+,p}(h_{k,n}) - \hat{\mu}_{Z_k-,p}(h_{k,n}), \\ \hat{\mu}_{Z_k+,p}(h_{k,n}) &= e'_0 \hat{\beta}_{Z_k+,p}(h_{k,n}), \quad \hat{\mu}_{Z_k-,p}(h_{k,n}) = e'_0 \hat{\beta}_{Z_k-,p}(h_{k,n}), \end{aligned} \quad (3.1)$$

---

<sup>5</sup>We construct test statistics based on the local polynomial estimators of  $f(x)$  as well as  $\mu_{Z_k}(x)$ . The conventional kernel density estimator of  $f(x)$  is valid for internal points, but it is not boundary adaptive.

$$\hat{\beta}_{Z_{k+},p}(h_{k,n}) = \arg \min_{\beta \in \mathbb{R}^{p+1}} \sum_{i=1}^n 1\{X_i \geq 0\} (Z_{k,i} - r_p(X_i)' \beta)^2 K(X_i/h_{k,n})/h_{k,n}, \quad (3.2)$$

$$\hat{\beta}_{Z_{k-},p}(h_{k,n}) = \arg \min_{\beta \in \mathbb{R}^{p+1}} \sum_{i=1}^n 1\{X_i < 0\} (Z_{k,i} - r_p(X_i)' \beta)^2 K(X_i/h_{k,n})/h_{k,n}, \quad (3.3)$$

where  $e_0 = (1, 0, \dots, 0)'$  is the first  $(p+1)$ -dimensional unit vector,  $r_p(x) = (1, x, \dots, x^p)'$  is a  $p$ th order polynomial expansion,  $K(\cdot)$  denotes a kernel function and  $h_{k,n}$  is a positive bandwidth sequence. We construct smooth local one-sided approximations to the sample average of  $Z_{k,i}$  using a polynomial expansion and thus obtain the estimators  $\hat{\mu}_{Z_{k+},p}(h_{k,n})$  and  $\hat{\mu}_{Z_{k-},p}(h_{k,n})$  as the intercepts in the local polynomial regression. Similarly, the  $p$ th-order local polynomial estimator of  $\tau_f = f_+ - f_-$  for some  $p \geq 1$  is

$$\begin{aligned} \hat{\tau}_{f,p}(h_{f,n}) &= \hat{f}_{+,p}(h_{f,n}) - \hat{f}_{-,p}(h_{f,n}), \\ \hat{f}_{+,p}(h_{f,n}) &= e_1' \hat{\beta}_{f+,p}(h_{f,n}), \quad \hat{f}_{-,p}(h_{f,n}) = e_1' \hat{\beta}_{f-,p}(h_{f,n}), \end{aligned} \quad (3.4)$$

$$\hat{\beta}_{f+,p}(h_{f,n}) = \arg \min_{\beta \in \mathbb{R}^{p+1}} \sum_{i=1}^n 1\{X_i \geq 0\} (\tilde{F}(X_i) - r_p(X_i)' \beta)^2 K(X_i/h_{f,n})/h_{f,n}, \quad (3.5)$$

$$\hat{\beta}_{f-,p}(h_{f,n}) = \arg \min_{\beta \in \mathbb{R}^{p+1}} \sum_{i=1}^n 1\{X_i < 0\} (\tilde{F}(X_i) - r_p(X_i)' \beta)^2 K(X_i/h_{f,n})/h_{f,n}, \quad (3.6)$$

where  $e_1 = (0, 1, 0, \dots, 0)'$  is the second  $(p+1)$ -dimensional unit vector,  $\tilde{F}(x) \equiv n^{-1} \sum_{i=1}^n 1\{X_i \leq x\}$  denotes the empirical distribution function of  $X_i$ , and  $h_{f,n}$  is a positive bandwidth sequence. We construct smooth local one-sided approximations to the empirical distribution of  $X_i$  using a polynomial expansion and hence obtain the estimators  $\hat{f}_{+,p}(h_{f,n})$  and  $\hat{f}_{-,p}(h_{f,n})$  as the slope coefficient in the local polynomial regression.

We employ the following assumptions to derive the asymptotic distributions of the local polynomial estimators. Either Calonico et al. (2014) or Cattaneo et al. (2020) also employ each of these conditions.

**Assumption 1.** *For some  $\kappa_0 > 0$ , the following hold in the neighborhood  $(-\kappa_0, \kappa_0)$  around the cutoff  $\bar{x} = 0$ :*

- (a)  *$f(x)$  is  $\alpha$  times continuously differentiable for some  $\alpha \geq 1$  and bounded away from zero.*
- (b) *For  $k = 1, \dots, d$ ,  $\mu_{Z_k}(x)$  is  $S$  times continuously differentiable for some  $S \geq 1$ ,  $\text{Var}(Z_{k,i}|X_i = x)$  is continuous and bounded away from zero, and  $E[|Z_{k,i}|^4|X_i = x]$  is bounded.*

Assumption 1 imposes basic regularity conditions on the data-generating process. Assumption 1 (a) ensures that the density of the running variable is well defined and possesses



enough smoothness, and the presence of observations is arbitrarily close to the cutoff in large samples. Assumption 1 (b) ensures that the conditional expectations and variances of the pretreatment covariates are well defined and have enough smoothness with the existence of enough moments.

**Assumption 2.** *For some  $\kappa > 0$ , the kernel function  $K(\cdot) : [-\kappa, \kappa] \rightarrow \mathbb{R}$  is symmetric, bounded and nonnegative, zero outside the support and positive and continuous on  $(-\kappa, \kappa)$ .*

Assumption 2 imposes standard conditions on the kernel function and is satisfied for kernels commonly used in empirical work, including the triangular kernel and the uniform kernel. Our results can be extended to accommodate kernels with unbounded support or asymmetric kernels with more complex notation.

Let  $l, p \in \mathbb{N}$ ,  $h_n = (h_{1,n}, \dots, h_{d,n})'$ ,  $h_{\max,n} = \max\{h_{1,n}, \dots, h_{d,n}\}$ , and  $h_{\min,n} = \min\{h_{1,n}, \dots, h_{d,n}\}$ . We drop the sample size  $n$  sub-index notation whenever there is no confusion. The following theorem gives the joint asymptotic distribution for the local polynomial estimators of  $\tau_f$  and  $\tau_{Z_1}$ 's. All limits are taken as  $n \rightarrow \infty$  (and  $h_j \rightarrow 0$ ) unless stated otherwise.

**Theorem 1.** *Suppose Assumptions 1-2 hold with  $S \geq l + 2$  and  $\alpha \geq p$ . If  $nh_{\min} \rightarrow \infty$ ,  $nh_f^2 \rightarrow \infty$ ,  $n(h_{\max})^{2l+3} \rightarrow 0$ , and  $n(h_f)^{2p+1} \rightarrow 0$ , then*

$$\begin{aligned} & \sqrt{n}[\sqrt{h_1}(\hat{\tau}_{Z_1,l}(h_1) - \tau_{Z_1}), \dots, \sqrt{h_d}(\hat{\tau}_{Z_d,l}(h_d) - \tau_{Z_d}), \sqrt{h_f}(\hat{\tau}_{f,p}(h_f) - \tau_f)]' \\ & \xrightarrow{d} N_{d+1}(0, V_{l,p}), \end{aligned}$$

where  $N_{d+1}(\mu, \Sigma)$  denotes the multivariate normal distribution with  $(d+1)$ -dimensional mean vector  $\mu$  and  $(d+1) \times (d+1)$  covariance matrix  $\Sigma$ , and

$$V_{l,p} = \begin{pmatrix} V_{Z,l} & 0 \\ 0 & V_{f,p} \end{pmatrix}.$$

The exact forms of  $V_{Z,l}$  and  $V_{f,p}$  are given in Appendix A.3.

Theorem 1 shows that the joint asymptotic distribution of  $\hat{\tau}_{f,p}(h_f)$  and  $\hat{\tau}_{Z_k,l}(h_k)$ 's is the multivariate normal distribution under the same set of conditions as Calonico et al. (2014) and Cattaneo et al. (2020), who show the asymptotic normality of  $\hat{\tau}_{Z_k,l}(h_k)$ 's and  $\hat{\tau}_{f,p}(h_f)$ , respectively. Our joint distributional approximation is the natural generalization of the distributional approximation of each local polynomial estimator. We summarize the important features of Theorem 1 in the remarks below.

**Remark 1** (Bandwidth Selection). We allow the bandwidths to be different unless they violate the conditions stated in Theorem 1; hence, the MSE-optimal bandwidth choices derived in Calonico et al. (2014) for  $h_1, \dots, h_d$  and Cattaneo et al. (2020) for  $h_f$  are compatible with our joint distributional approximation.

**Remark 2** (Asymptotic Covariance Matrix). Theorem 1 shows that the covariance matrix of  $(\hat{\tau}_{Z_1,l}(h_1), \dots, \hat{\tau}_{Z_d,l}(h_d))'$  and the variance of  $\hat{\tau}_{f,p}(h_f)$  are asymptotically orthogonal. This simplifies the estimation of the overall asymptotic covariance matrix because we do not need to estimate the asymptotic covariance of  $\hat{\tau}_{f,p}(h_f)$  and  $\hat{\tau}_{Z_k,l}(h_k)$ 's.<sup>6</sup> We propose an estimator of the asymptotic covariance matrix as

$$\hat{V}_{l,p}(h) = \begin{pmatrix} \hat{V}_{Z,l}(h) & 0 \\ 0 & \hat{V}_{f,p}(h_f) \end{pmatrix},$$

where

$$\hat{V}_{Z,l}(h) \xrightarrow{P} V_{Z,l}, \quad \hat{V}_{f,p}(h_f) \xrightarrow{P} V_{f,p}.$$

Each diagonal element of the asymptotic covariance matrix is the asymptotic variance of each local polynomial estimator. Calonico et al. (2014) and Cattaneo et al. (2020) propose some estimation methods for asymptotic variances of  $\hat{\tau}_{Z_k,l}(h_k)$ 's and  $\hat{\tau}_{f,p}(h_f)$ , respectively, and their variance estimators are directly applicable for each diagonal element of  $\hat{V}_{Z,l}(h)$  and  $\hat{V}_{f,p}(h_f)$ . For the covariance estimator of  $\hat{\tau}_{Z_j,l}(h_j)$  and  $\hat{\tau}_{Z_k,l}(h_k)$ , we follow an approach similar to that of Calonico et al. (2014) and propose an estimator of the elements of  $\hat{V}_{Z,l}(h)$  based on the nearest-neighbor estimation, which may be more robust in finite samples than plugging in the corresponding residuals of the nonparametric regressions. The exact forms of  $\hat{V}_{Z,l}(h)$  and  $\hat{V}_{f,p}(h_f)$  are given in Appendix A.3.

## 4 Proposed joint tests

In this section, we introduce our test statistics for the joint manipulation test. We propose two testing methods.

First, we introduce the Wald (chi-square) test, which is the standard asymptotic testing method, for joint hypotheses testing. Our proposed Wald test statistic takes the form:

$$\hat{\chi}_{0,l,p}^2(h) = \|(\hat{V}_{l,p}(h))^{-1/2} \hat{T}_{0,l,p}(h)\|_2^2,$$

where

$$\hat{T}_{0,l,p}(h) = \sqrt{n}[\sqrt{h_1}\hat{\tau}_{Z_1,l}(h_1), \dots, \sqrt{h_d}\hat{\tau}_{Z_d,l}(h_d), \sqrt{h_f}\hat{\tau}_{f,p}(h_f)]'.$$

Employing our theoretical results, the following result shows that the finite sample distribution of  $\hat{\chi}_{0,l,p}^2(h)$  can be approximated by the chi-square distribution with  $(d+1)$  degrees of freedom.

---

<sup>6</sup>This relies on the construction that the bias terms are dominated fast enough so that only the residual appears in the covariance. Therefore, it does not necessarily exclude the possibility of another asymptotic variance expression with nonzero cross terms that has a better finite sample performance.

**Proposition 1.** *Suppose Assumptions 1-2 hold with  $S \geq l + 2$  and  $\alpha \geq p$ . If  $nh_{\min} \rightarrow \infty$ ,  $nh_f^2 \rightarrow \infty$ ,  $n(h_{\max})^{2l+3} \rightarrow 0$ , and  $n(h_f)^{2p+1} \rightarrow 0$ , then*

$$\begin{aligned} \text{Under } H_0 : \lim_{n \rightarrow \infty} P(\hat{\chi}_{0,l,p}^2(h) \geq \chi_{1-\alpha}^2(d+1)) &= \alpha, \\ \text{Under } H_1 : \lim_{n \rightarrow \infty} P(\hat{\chi}_{0,l,p}^2(h) \geq \chi_{1-\alpha}^2(d+1)) &= 1, \end{aligned}$$

where  $\chi_\alpha^2(d+1)$  denotes the  $\alpha$ -quantile of the chi-square distribution with  $(d+1)$  degrees of freedom.

This establishes asymptotic validity and consistency of the  $\alpha$ -level testing procedure that rejects  $H_0$  if  $\hat{\chi}_{0,l,p}^2(h)$  is larger than  $\chi_{1-\alpha}^2(d+1)$ . However, it is well known that the Wald test may suffer from severe size distortion in finite sample, in particular under many restrictions that leads to large  $d$ . Moreover, the effective sample size of our nonparametric test statistic becomes too small when the selected bandwidth is small.

Next, we introduce the “max test” that may react in a more robust manner to size distortion in finite sample. Our proposed max test statistic takes the form:

$$\hat{M}_{0,l,p}(h) = \|\hat{T}_{0,l,p}(h)\|_\infty^2.$$

Employing our theoretical results, the following result shows that the finite sample distribution of  $\hat{M}_{0,l,p}(h)$  can be approximated by the distribution of the maximum value of the  $(d+1)$ -dimensional multivariate normal random vector.

**Proposition 2.** *Suppose Assumptions 1-2 hold with  $S \geq l + 2$  and  $\alpha \geq p$ . If  $nh_{\min} \rightarrow \infty$ ,  $nh_f^2 \rightarrow \infty$ ,  $n(h_{\max})^{2l+3} \rightarrow 0$ , and  $n(h_f)^{2p+1} \rightarrow 0$ , then*

$$\begin{aligned} \text{Under } H_0 : \lim_{n \rightarrow \infty} P(\hat{M}_{0,l,p}(h) \geq \hat{m}_{1-\alpha,l,p}(d+1)) &= \alpha, \\ \text{Under } H_1 : \lim_{n \rightarrow \infty} P(\hat{M}_{0,l,p}(h) \geq \hat{m}_{1-\alpha,l,p}(d+1)) &= 1, \end{aligned}$$

where  $\hat{m}_{\alpha,l,p}(d+1)$  denotes the  $\alpha$ -quantile of the distribution of  $\|N_{d+1}(0, \hat{V}_{l,p}(h))\|_\infty^2$ .

This establishes asymptotic validity and consistency of the  $\alpha$ -level testing procedure that rejects  $H_0$  if  $\hat{M}_{0,l,p}(h)$  is larger than  $\hat{m}_{1-\alpha,l,p}(d+1)$ . We can numerically obtain the critical value  $\hat{m}_{1-\alpha,l,p}(d+1)$  by generating  $(d+1)$ -dimensional standard normal random vectors with the Monte Carlo simulation.

## 5 Simulation evidences for the joint tests

In this section, we report the main results of our Monte Carlo experiment. We conduct 3000 replications; for each replication we generate a random sample  $\{(X_i^+, X_i^-, \tilde{Z}_{1i}, \dots, \tilde{Z}_{di}, U_i)'\} : i = 1, \dots, n\}$  with size  $n = 500, 1000$ ,  $X_i^+ \sim tN(0, 0.12^2; [0, 1])$  with  $tN(\mu, \sigma^2; [0, 1])$  denoting

a truncated normal distribution with mean  $\mu$  and variance  $\sigma^2$  and lies within the interval  $[0, 1]$ ,  $X_i^- \stackrel{d}{=} -X_i^+$ ,  $U \sim Unif[0, 1]$  with  $Unif[0, 1]$  denoting a uniform distribution on the interval  $[0, 1]$ , and  $(\tilde{Z}_1, \dots, \tilde{Z}_d)' \sim N_d(0, \tilde{\Sigma})$  with  $\tilde{\Sigma}$  denoting a correlation matrix where each  $(j, k)$  entry is  $1 > \rho \geq 0$  for  $j \neq k$ . The running variable  $X_i$  and the pretreatment covariates  $Z_i = (Z_{1,i}, \dots, Z_{d,i})'$  are generated as follows:

$$X_i = (1 - M_i)X_i^- + M_iX_i^+,$$

$$Z_{ki} = \begin{cases} \lambda(X_i) + \tilde{Z}_{ki} & \text{for } k = 1, \dots, d-1 \\ \lambda(X_i) + aM_i + \tilde{Z}_{ki} & \text{for } k = d \text{ with } a \geq 0, \end{cases}$$

where  $M_i = 1\{U_i \geq p\}$  with  $p \leq 0.5$ . The functional form of  $\lambda(x)$  is obtained from the simulated data close to the data in Lee (2008) and satisfies  $\lambda(0) = 0$ . Under this data-generating process, the null hypothesis for the joint manipulation test  $H_0 : (\tau_f, \tau_{Z_1}, \dots, \tau_{Z_d}) = 0$  is true if and only if  $p = 0.5$  and  $a = 0$ . We have  $\tau_f > 0$  when  $p < 0.5$  and  $\tau_{Z_d} = a > 0$  when  $a > 0$ .

We conduct a joint manipulation test with size  $\alpha = 0.05$ , employing local polynomial estimators described in Section 3 with  $K(u) = (1 - |u|) \vee 0$ ,  $l = 2$ , and  $p = 3$ , which are the natural choices following Calonico et al. (2014) and Cattaneo et al. (2020). We report the empirical size and power of conventional and propose testing methods under null and alternative hypotheses. We compare four testing methods: (i) naive testing; (ii) Bonferroni correction of naive testing; (iii) Wald (chi-square) test proposed in Section 4; and (iv) max test proposed in Section 4. Naive testing separately conducts  $d + 1$  asymptotic  $t$  tests as described in Calonico et al. (2014) and Cattaneo et al. (2020) with size  $\alpha$  for the  $d + 1$  restrictions of the null hypothesis  $\tau_f = 0, \tau_{Z_1} = 0, \dots, \tau_{Z_d} = 0$  and rejects the null hypothesis unless all the tests cannot be rejected. Bonferroni correction also conducts asymptotic  $t$  tests separately, but the size is changed to  $\alpha/(d + 1)$  to restrict the family-wise error rate of the  $d + 1$  restrictions not to exceed  $\alpha$ .

Tables 4-6 present the empirical size of each test under the null (where  $p = 0.5$  and  $a = 0$ ) for different correlations  $\rho = 0, 0.5, 0.9$ . Naive testing suffers from size distortion and over-rejection becomes worse when  $d$  is large. The Bonferroni correction mostly avoids over-rejection but the rejection probability becomes too small when  $\rho$  is large; it allows the family-wise error rate of the  $d + 1$  restrictions, which corresponds to the size of the joint manipulation test, to be lower than  $\alpha$ . The Wald test has well size control for small  $d$  but suffers from size distortion when  $d = 5$  or larger. As discussed in Section 4, the effective sample size may be too small compared to large  $d$ . When  $d$  is large, the size of the covariance matrix becomes large, and the estimation of the inverse matrix becomes unstable typically when the effective sample size is limited. The max test has mostly well size control even if  $d$

Table 4: Empirical size of tests (i)-(iv) (corr: 0)

dim	n: 500					n: 1000				
	naive	bonfe	chisq	max	max.inv	naive	bonfe	chisq	max	max.inv
1	0.095	0.050	0.047	0.060	0.049	0.081	0.035	0.039	0.048	0.037
3	0.185	0.056	0.068	0.064	0.061	0.173	0.049	0.054	0.054	0.053
5	0.289	0.070	0.112	0.077	0.081	0.271	0.052	0.073	0.057	0.059
10	0.464	0.086	0.271	0.088	0.131	0.425	0.059	0.132	0.060	0.076
25	0.787	0.114	0.896	0.116	0.327	0.748	0.074	0.517	0.071	0.149

Table 5: Empirical size of tests (i)-(iv) (corr: 0.5)

dim	n: 500					n: 1000				
	naive	bonfe	chisq	max	max.inv	naive	bonfe	chisq	max	max.inv
3	0.177	0.053	0.072	0.061	0.054	0.167	0.045	0.054	0.051	0.044
5	0.252	0.058	0.107	0.071	0.064	0.234	0.051	0.072	0.060	0.045
10	0.362	0.076	0.248	0.092	0.084	0.327	0.051	0.119	0.062	0.048
25	0.545	0.076	0.862	0.097	0.154	0.500	0.058	0.468	0.073	0.066

Table 6: Empirical size of tests (i)-(iv) (corr: 0.9)

dim	n: 500					n: 1000				
	naive	bonfe	chisq	max	max.inv	naive	bonfe	chisq	max	max.inv
3	0.132	0.042	0.066	0.055	0.032	0.124	0.033	0.051	0.049	0.023
5	0.150	0.036	0.090	0.059	0.024	0.149	0.035	0.068	0.054	0.018
10	0.186	0.037	0.216	0.072	0.018	0.169	0.023	0.104	0.050	0.009
25	0.226	0.024	0.820	0.060	0.017	0.204	0.018	0.406	0.047	0.004

Notes: (i) “naive” denotes the empirical size of naive testing; (ii) “bonfe” denotes the empirical size of Bonferroni correction; (iii) “chisq” denotes the empirical size of Wald (chi-square) test; (iv) “max” denotes the empirical size of max test; (v) “max.inv” denotes the empirical size of max test conducted by the maximum of the studentized statistic; (vi) “dim” denotes the dimension of the pretreatment covariates  $Z_i = (Z_{1,i}, \dots, Z_{d,i})'$ ; (vii) Columns under “n: 500” and “n: 1000” report the results obtained with size  $n = 500$  and  $n = 1000$ , respectively.

is large.<sup>7 8</sup>

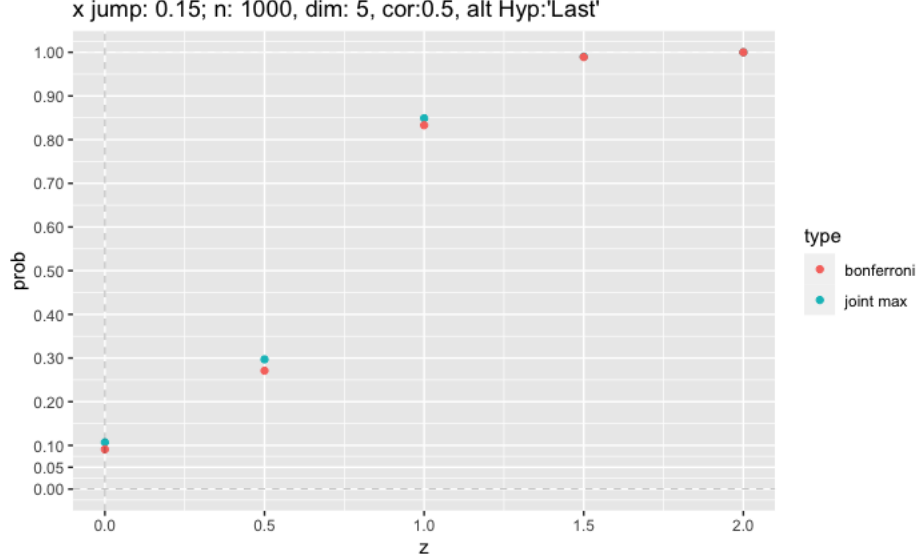


Figure 2: Empirical power of (ii) Bonferroni correction and (iv) max test (dim: 5)

Figure 2 presents the empirical power of (ii) Bonferroni correction and (iv) max test, and Figures 3-5 present the empirical size-adjusted power of (iii) Wald (chi-square) test and (iv) max test under  $\tau_f = 0.15$  and  $\tau_{Z_d}(=a) = 0, 0.5, 1, 1.5, 2$  for different dimensions  $d = 1, 3, 5$ .<sup>9</sup> The Bonferroni correction and the max test become more conservative when  $d$  is larger, but the max test has more power than the Bonferroni correction. The size-adjusted power of the Wald test is robust against larger dimension  $d$ , and the Wald test has more power than the max test.

The simulation results show that the proposed joint testing methods have vital improvements in both size control and power. For small  $d$ , the Wald test has a higher power compared to the other methods with a well size control. The max test is more robust against larger dimensions  $d$  for size control than the Wald test. The max test has a higher power compared to the conventional Bonferroni correction which has a well size control.

<sup>7</sup>Bonferroni correction and max test suffer from over-rejection when  $d$  is large. We find, from the simulation study, that the test statistic becomes less accurate at the tail of the distribution. In fact, we find that the accuracy in the tail improves when  $n = 3000$ .

<sup>8</sup>We also conduct the max test by the maximum of the studentized statistic (denoted as “max.inv” in Tables 4-6). The size control becomes more unstable compared to the unstudentized max test. This suggests that the unstable estimation of the inverse matrix affects the size control of the corresponding test statistic.

<sup>9</sup>We provide the empirical power plots of (ii) Bonferroni correction and (iv) max test for dimensions  $d = 1, 3$  in Appendix A.5.

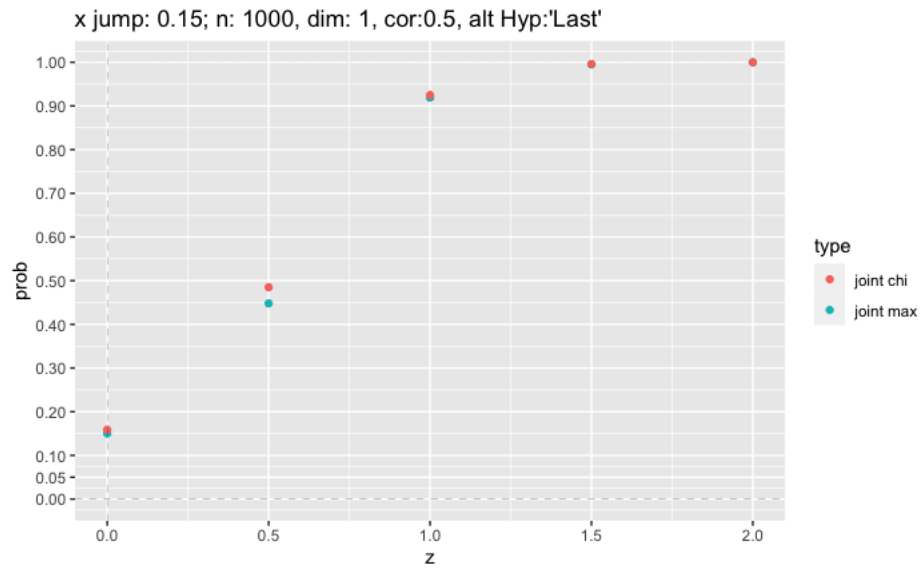


Figure 3: Empirical size-adjusted power of (iii) Wald (chi-square) test and (iv) max test (dim: 1)

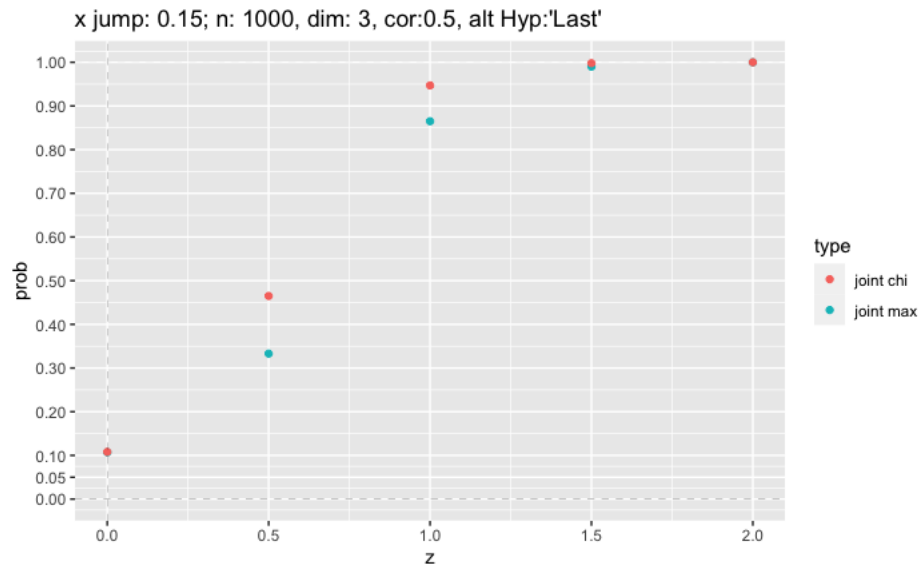


Figure 4: Empirical size-adjusted power of (iii) Wald (chi-square) test and (iv) max test (dim: 3)

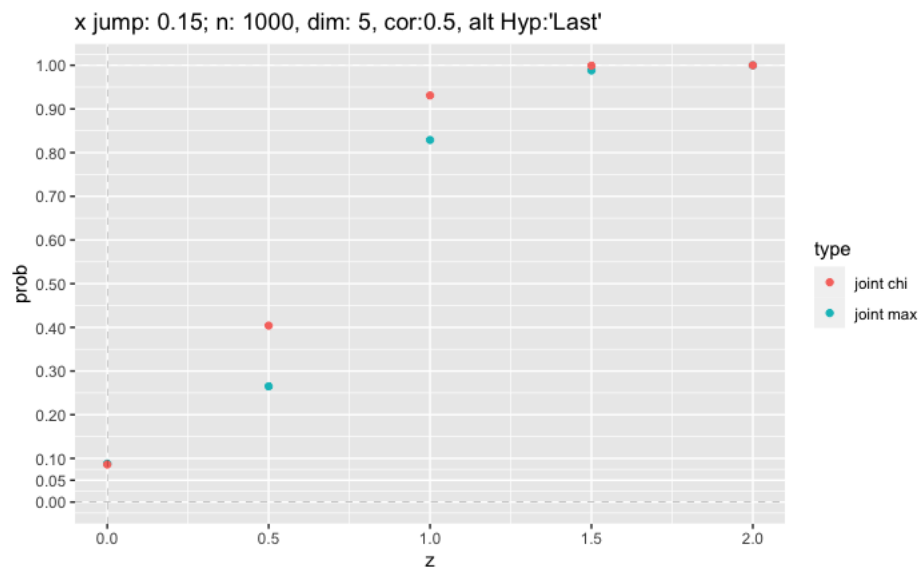


Figure 5: Empirical size-adjusted power of (iii) Wald (chi-square) test and (iv) max test (dim: 5)



## 6 Conclusion

Applied researchers who employ RDD frequently run diagnostic tests. In the meta-analysis of RDD studies, we observe that running as many balance tests as possible seems to be the norm. We argue that we should stop such a practice for two reasons.

First, we show that multiple testing issues have plagued the validity of diagnostic tests. We collect test statistics from published papers in the top five economics journals, citing at least one of four key RDD papers. From the meta-analysis, we document that a majority of the papers run more than 10 covariates but, they run these tests separately. Consequently, the rejection probability of the joint null hypothesis is 35%, which is an enormous over-rejection relative to the nominal size of 5%. Furthermore, we find that over-rejection from naive (separate) testing is larger for the papers with many covariates.

Our findings are stronger than the usual meta-analyses of publication bias in causal estimates. Usual meta-analyses may find the null hypothesis being over-rejected relative to the nominal size. However, one cannot distinguish a distorted null distribution against a particular shape of the alternative distribution when the alternative hypotheses are likely to hold. Our meta-analysis differs from those because we should expect the null hypotheses of valid RDD holding. Consequently, we can verify the validity of each separate test and conclude that the over-rejection is likely to be driven by inappropriate control of multiple testing.

Second, we show the joint asymptotic normality of the RDD estimators and provide alternative joint testing procedures. We provide two different joint tests; the proposed tests are the Wald (chi-square) test and the max test. In simulation studies, we demonstrate that the former Wald test has a much higher power against most alternative hypotheses, but has correct size control only when the number of covariates is as small as 3. We also demonstrate that the max test has correct size control and has better power properties against Bonferroni corrections. Nevertheless, the size control of tests may not be granted even for the one with Bonferroni correction when the number of covariates is larger than 10.

In conclusion, we recommend applied researchers to follow either of the following two options: limit their balance test to be a maximum of only 3 covariates and apply our Wald test; or limit their balance test to be a maximum of 10 covariates and apply our max test. In any case, the current practice of running more than 10 covariate balance tests should be prohibited.

From our findings, we discover several future research topics. First, finding another use of the testable restrictions may be preferable. In validating the local randomization, we need to focus on the joint null hypothesis and not have any interest in detecting which restrictions fail. For this reason, separate testings or other approaches such as false discovery

rate control are inappropriate. Nevertheless, if we could detect a particular subgroup of covariates that invalidates the local randomization, then such finding may provide valuable information. Second, we find that jointly testing statistics that are nonparametric estimates is difficult. Although our max test performs better than Bonferroni correction, a fundamental improvement on the joint test is still desirable. We keep these issues as future research questions.

## References

- BUGNI, F. A. AND I. A. CANAY (2021): “Testing Continuity of a Density via g-order Statistics in the Regression Discontinuity Design,” *Journal of Econometrics*, 221, 138–159.
- CALONICO, S., M. D. CATTANEO, AND R. TITIUNIK (2014): “Robust Nonparametric Confidence Intervals for Regression-Discontinuity Designs,” *Econometrica*, 82, 2295–2326.
- CANAY, I. A. AND V. KAMAT (2018): “Approximate Permutation Tests and Induced Order Statistics in the Regression Discontinuity Design,” *The Review of Economic Studies*, 85, 1577–1608.
- CATTANEO, M. D., M. JANSSON, AND X. MA (2020): “Simple local polynomial density estimators,” *Journal of the American Statistical Association*, 115, 1449–1455.
- IMBENS, G. W. AND T. LEMIEUX (2008): “Regression discontinuity designs: A guide to practice,” *Journal of Econometrics*, 142, 615–635.
- ISHIHARA, T. AND M. SAWADA (2022): “Manipulation-Robust Regression Discontinuity Designs,” *arXiv:2009.07551 [econ, stat]*.
- LEE, D. S. (2008): “Randomized Experiments from Non-Random Selection in U.S. House Elections,” *Journal of Econometrics*, 142, 675–697.
- LEE, D. S. AND T. LEMIEUX (2010): “Regression Discontinuity Designs in Economics,” *Journal of Economic Literature*, 48, 281–355.
- MCCRARY, J. (2008): “Manipulation of the Running Variable in the Regression Discontinuity Design: A Density Test,” *Journal of Econometrics*, 142, 698–714.
- OTSU, T., K.-L. XU, AND Y. MATSUSHITA (2013): “Estimation and Inference of Discontinuity in Density,” *Journal of Business & Economic Statistics*, 31, 507–524.
- VAAART, A. W. AND J. A. WELLNER (1996): “Weak convergence,” in *Weak convergence and empirical processes*, Springer, 16–28.

## A Formal results

Appendix A provides formal theoretical results and their proofs.

### A.1 Setup and Notation

Let  $|\cdot|$  denote the Euclidean matrix norm, that is,  $|A|^2 = \text{trace}(A'A) = \sum_{j=1}^n \sum_{i=1}^m a_{ij}^2$  for  $(m \times n)$  matrix  $A = \{a_{ij}\}_{i=1,\dots,m}^{j=1,\dots,n}$ , and  $|a|^4 = |aa'|^2 = \sum_{j=1}^n \sum_{i=1}^n a_i^2 a_j^2$  for  $(n \times 1)$  vector  $a = (a_1, \dots, a_n)'$ . Let  $\text{diag}(a_1, \dots, a_n)$  denote the  $(n \times n)$  diagonal matrix with diagonal elements  $a_1, \dots, a_n$ . Let  $a_n \lesssim b_n$  denote  $a_n \leq Cb_n$  for positive constant  $C$  not depending on  $n$ .

In the proof, we regress  $\tilde{F}(X_i) - \tilde{F}(0)$  instead of  $\tilde{F}(X_i)$  (in (3.5) and (3.6)) on  $r_p(X_i)$  for the local polynomial density estimators  $\hat{f}_{+,p}(h_{f,n})$  and  $\hat{f}_{-,p}(h_{f,n})$ .

$$\hat{f}_{+,p}(h_{f,n}) = e_1' \hat{\beta}_{f+,p}(h_{f,n}), \quad \hat{f}_{-,p}(h_{f,n}) = e_1' \hat{\beta}_{f-,p}(h_{f,n}), \quad (\text{A.1})$$

$$\hat{\beta}_{f+,p}(h_{f,n}) = \arg \min_{\beta \in \mathbb{R}^{p+1}} \sum_{i=1}^n 1\{X_i \geq 0\} (\tilde{F}(X_i) - \tilde{F}(0) - r_p(X_i)' \beta)^2 K(X_i/h_{f,n})/h_{f,n}, \quad (\text{A.2})$$

$$\hat{\beta}_{f-,p}(h_{f,n}) = \arg \min_{\beta \in \mathbb{R}^{p+1}} \sum_{i=1}^n 1\{X_i < 0\} (\tilde{F}(X_i) - \tilde{F}(0) - r_p(X_i)' \beta)^2 K(X_i/h_{f,n})/h_{f,n}. \quad (\text{A.3})$$

$\hat{f}_{+,p}(h_{f,n})$  and  $\hat{f}_{-,p}(h_{f,n})$  are the slope coefficients in the local polynomial regression, and they do not change numerically by this transformation.

The estimands of the local polynomial estimators are

$$\beta_{Z_{k+},p} = [\mu_{Z_{k+}}^{(1)}/1!, \dots, \mu_{Z_{k+}}^{(p)}/p!]', \quad \beta_{Z_{k-},p} = [\mu_{Z_{k-}}^{(1)}/1!, \dots, \mu_{Z_{k-}}^{(p)}/p!]',$$

$$\beta_{f+,p} = [F_+, f_+/1!, f_+^{(1)}/2!, \dots, f_+^{(p-1)}/p!]', \quad \beta_{f-,p} = [F_-, f_-/1!, f_-^{(1)}/2!, \dots, f_-^{(p-1)}/p!]',$$

where  $F(x) = E[1\{X \leq x\}]$  and  $F_+(x) = F(x) - F$ ,  $F_-(x) = F(x) - F$ . We set  $Z_k = (Z_{k,1}, \dots, Z_{k,n})'$ ,  $\tilde{F}_+(x) \equiv n^{-1} \sum_{i=1}^n 1\{0 \leq X_i \leq x\}$ ,  $\tilde{F}_-(x) \equiv -n^{-1} \sum_{i=1}^n 1\{x < X_i < 0\}$ ,  $\tilde{F}_+ = (\tilde{F}_+(X_1), \dots, \tilde{F}_+(X_n))'$ ,  $\tilde{F}_- = (\tilde{F}_-(X_1), \dots, \tilde{F}_-(X_n))'$ ,  $K_h(u) = K(u/h)/h$ ,  $H_p(h) = \text{diag}(1, h, \dots, h^p)$ ,  $X_p(h) = [r_p(X_1/h), \dots, r_p(X_n/h)]'$ ,

$$W_+(h) = \text{diag}(1\{X_1 \geq 0\}K_h(X_1), \dots, 1\{X_n \geq 0\}K_h(X_n)),$$

$$W_-(h) = \text{diag}(1\{X_1 < 0\}K_h(X_1), \dots, 1\{X_n < 0\}K_h(X_n)),$$

$$\Gamma_{+,p}(h) = X_p(h)'W_+(h)X_p(h)/n, \quad \Gamma_{-,p}(h) = X_p(h)'W_-(h)X_p(h)/n,$$

The local polynomial estimators are

$$\hat{\beta}_{Z_{k+},p}(h_k) = H_p^{-1}(h_k) \Gamma_{+,p}^{-1}(h_k) X_p(h_k)' W_+(h_k) Z_k/n,$$

$$\hat{\beta}_{Z_k-,p}(h_k) = H_p^{-1}(h_k)\Gamma_{-,p}^{-1}(h_k)X_p(h_k)'W_-(h_k)Z_k/n,$$

and

$$\hat{\beta}_{f+,p}(h_f) = H_p^{-1}(h_f)\Gamma_{+,p}^{-1}(h_f)X_p(h_f)'W_+(h_f)\tilde{F}_+/n,$$

$$\hat{\beta}_{f-,p}(h_f) = H_p^{-1}(h_f)\Gamma_{-,p}^{-1}(h_f)X_p(h_f)'W_-(h_f)\tilde{F}_-/n.$$

Let

$$\Delta\hat{\mu}_{Z_k+,l}(h_k) \equiv (h_k)^{1/2}[\hat{\mu}_{Z_k+,l}(h_k) - \mu_{Z_k+}], \quad \Delta\hat{\mu}_{Z_k-,l}(h_k) \equiv (h_k)^{1/2}[\hat{\mu}_{Z_k-,l}(h_k) - \mu_{Z_k-}],$$

$$\Delta\hat{f}_{+,p}(h_f) \equiv (h_f)^{1/2}[\hat{f}_{+,p}(h_f) - f_+], \quad \Delta\hat{f}_{-,p}(h_f) \equiv (h_f)^{1/2}[\hat{f}_{-,p}(h_f) - f_-].$$

Letting  $\mathcal{X}_n = (X_1, \dots, X_n)'$ , we decompose  $\Delta\hat{\mu}_{Z_k+,l}(h_k)$  and  $\Delta\hat{\mu}_{Z_k-,l}(h_k)$  as

$$\Delta\hat{\mu}_{Z_k+,l}(h_k) = \Delta^M\hat{\mu}_{Z_k+,l}(h_k) + \Delta^B\hat{\mu}_{Z_k+,l}(h_k),$$

$$\Delta\hat{\mu}_{Z_k-,l}(h_k) = \Delta^M\hat{\mu}_{Z_k-,l}(h_k) + \Delta^B\hat{\mu}_{Z_k-,l}(h_k),$$

where

$$\Delta^M\hat{\mu}_{Z_k+,l}(h_k) \equiv (h_k)^{1/2}\{\hat{\mu}_{Z_k+,l}(h_k) - E[\hat{\mu}_{Z_k+,l}(h_k)|\mathcal{X}_n]\},$$

$$\Delta^M\hat{\mu}_{Z_k-,l}(h_k) \equiv (h_k)^{1/2}\{\hat{\mu}_{Z_k-,l}(h_k) - E[\hat{\mu}_{Z_k-,l}(h_k)|\mathcal{X}_n]\}$$

and

$$\Delta^B\hat{\mu}_{Z_k+,l}(h_k) \equiv (h_k)^{1/2}\{E[\hat{\mu}_{Z_k+,l}(h_k)|\mathcal{X}_n] - \mu_{Z_k+}\},$$

$$\Delta^B\hat{\mu}_{Z_k-,l}(h_k) \equiv (h_k)^{1/2}\{E[\hat{\mu}_{Z_k-,l}(h_k)|\mathcal{X}_n] - \mu_{Z_k-}\}.$$

We set  $F_+ = (F_+(X_1), \dots, F_+(X_n))'$ ,  $F_- = (F_-(X_1), \dots, F_-(X_n))'$ ,

$$\hat{\mathbf{B}}_{+,p}(h_f) = \hat{\mathbf{B}}_{S+,p}(h_f) + \hat{\mathbf{B}}_{LI+,p}(h_f), \quad \hat{\mathbf{B}}_{-,p}(h_f) = \hat{\mathbf{B}}_{S-,p}(h_f) + \hat{\mathbf{B}}_{LI-,p}(h_f),$$

$$\hat{\mathbf{L}}_{+,p}(h_f) = \int_0^\infty r_p(u)(\tilde{F}_+(h_f u) - F_+(h_f u))K(u)f(h_f u)du = \frac{1}{n} \sum_{i=1}^n \hat{\mathbf{L}}_{+,p,i}(h_f),$$

$$\hat{\mathbf{L}}_{-,p}(h_f) = \int_0^\infty r_p(u)(\tilde{F}_-(-h_f u) - F_-(-h_f u))K(u)f(-h_f u)du = \frac{1}{n} \sum_{i=1}^n \hat{\mathbf{L}}_{-,p,i}(h_f),$$

$$\hat{\mathbf{R}}_{+,p}(h_f) \equiv \frac{1}{n^2} \sum_{i,j:i \neq j}^n \hat{\mathbf{U}}_{+,p,ij}(h_f), \quad \hat{\mathbf{R}}_{-,p}(h_f) \equiv \frac{1}{n^2} \sum_{i,j:i \neq j}^n \hat{\mathbf{U}}_{-,p,ij}(h_f),$$

where

$$\hat{\mathbf{B}}_{S+,p}(h_f) = X_p(h_f)'W_+(h_f)(F_+ - X_p(h_f)H_p(h_f)\beta_{f+,p})/n,$$

$$\hat{\mathbf{B}}_{S-,p}(h_f) = X_p(h_f)'W_-(h_f)(F_- - X_p(h_f)H_p(h_f)\beta_{f-,p})/n,$$

$$\hat{\mathbf{B}}_{LI+,p}(h_f) = \frac{1}{n^2} \sum_{i=1}^n 1\{X_i \geq 0\}r_p(X_i/h_f)(1 - F_+(X_i))K_{h_f}(X_i),$$

$$\begin{aligned}\hat{\mathbf{B}}_{LI-,p}(h_f) &= \frac{1}{n^2} \sum_{i=1}^n 1\{X_i < 0\} r_p(X_i/h_f)(1 - F_-(X_i))K_{h_f}(X_i), \\ \hat{\mathbf{L}}_{+,p,i}(h_f) &= \int_0^\infty r_p(u)(1\{X_i \geq 0\}1(X_i \leq h_f u) - F_+(h_f u))K(u)f(h_f u)du, \\ \hat{\mathbf{L}}_{-,p,i}(h_f) &= - \int_0^\infty r_p(u)(1(-h_f u < X_i < 0) + F_-(-h_f u))K(u)f(-h_f u)du,\end{aligned}$$

$$\begin{aligned}\hat{\mathbf{U}}_{+,p,ij}(h_f) &\equiv 1\{X_i \geq 0\}r_p(X_i/h_f)(1\{X_j \geq 0\}1[X_j \leq X_i] - F_+(X_i))K_{h_f}(X_i) \\ &\quad - E[1\{X_i \geq 0\}r_p(X_i/h_f)(1\{X_j \geq 0\}1[X_j \leq X_i] - F_+(X_i))K_{h_f}(X_i)|X_j],\end{aligned}$$

$$\begin{aligned}\hat{\mathbf{U}}_{-,p,ij}(h_f) &\equiv 1\{X_i < 0\}r_p(X_i/h_f)(1\{X_j < 0\}1[X_j \leq X_i] - F_-(X_i))K_{h_f}(X_i) \\ &\quad - E[1\{X_i < 0\}r_p(X_i/h_f)(1\{X_j < 0\}1[X_j \leq X_i] - F_-(X_i))K_{h_f}(X_i)|X_j].\end{aligned}$$

Then it follows that

$$\hat{\beta}_{f+,p}(h_f) = \beta_{f+,p} + H_p^{-1}(h_f)\Gamma_{+,p}^{-1}(h_f) \left\{ \hat{\mathbf{B}}_{+,p}(h_f) + (1 - n^{-1})\hat{\mathbf{L}}_{+,p}(h_f) + \hat{\mathbf{R}}_{+,p}(h_f) \right\},$$

$$\hat{\beta}_{f-,p}(h_f) = \beta_{f-,p} + H_p^{-1}(h_f)\Gamma_{-,p}^{-1}(h_f) \left\{ \hat{\mathbf{B}}_{-,p}(h_f) + (1 - n^{-1})H_p(-1)\hat{\mathbf{L}}_{-,p}(h_f) + \hat{\mathbf{R}}_{-,p}(h_f) \right\},$$

and we can decompose  $\Delta \hat{f}_{+,p}(h_f)$  and  $\Delta \hat{f}_{-,p}(h_f)$  as

$$\Delta \hat{f}_{+,p}(h_f) = \Delta^M \hat{f}_{+,p}(h_f) + \Delta^B \hat{f}_{+,p}(h_f), \quad \Delta \hat{f}_{-,p}(h_f) = \Delta^M \hat{f}_{-,p}(h_f) + \Delta^B \hat{f}_{-,p}(h_f),$$

where

$$\Delta^M \hat{f}_{+,p}(h_f) \equiv h_f^{-1/2} e'_1 \Gamma_{+,p}^{-1}(h_f) \hat{\mathbf{L}}_{+,p}(h_f), \quad \Delta^M \hat{f}_{-,p}(h_f) \equiv h_f^{-1/2} e'_1 \Gamma_{-,p}^{-1}(h_f) \hat{\mathbf{L}}_{-,p}(h_f)$$

and

$$\begin{aligned}\Delta^B \hat{f}_{+,p}(h_f) &\equiv h_f^{-1/2} e'_1 \Gamma_{+,p}^{-1}(h_f) (\hat{\mathbf{B}}_{+,p}(h_f) + \hat{\mathbf{R}}_{+,p}(h_f) - n^{-1} \hat{\mathbf{L}}_{+,p}(h_f)), \\ \Delta^B \hat{f}_{-,p}(h_f) &\equiv h_f^{-1/2} e'_1 \Gamma_{-,p}^{-1}(h_f) (\hat{\mathbf{B}}_{-,p}(h_f) + \hat{\mathbf{R}}_{-,p}(h_f) - n^{-1} \hat{\mathbf{L}}_{-,p}(h_f)).\end{aligned}$$

To characterize the bias and variance of the local polynomial estimators, we also employ the following notation:

$$\begin{aligned}\sigma_{Z_k+}^2 &= \lim_{x \rightarrow 0^+} \sigma_{Z_k}^2(x), \quad \sigma_{Z_k-}^2 = \lim_{x \rightarrow 0^-} \sigma_{Z_k}^2(x), \quad \sigma_{Z_k}^2(x) = \text{Var}(Z_k|X=x), \\ \sigma_{Z_j Z_k+}^2 &= \lim_{x \rightarrow 0^+} \sigma_{Z_j Z_k}(x), \quad \sigma_{Z_j Z_k-}^2 = \lim_{x \rightarrow 0^-} \sigma_{Z_j Z_k}(x), \quad \sigma_{Z_j Z_k}^2(x) = \text{Cov}(Z_j, Z_k|X=x), \\ \varepsilon_{Z_k} &= (\varepsilon_{Z_k,1}, \dots, \varepsilon_{Z_k,n})' \quad \text{with} \quad \varepsilon_{Z_k,i} = Z_{k,i} - \mu_{Z_k}(X_i), \quad \Sigma_{Z_k} = E[\varepsilon_{Z_k} \varepsilon'_{Z_k} | \mathcal{X}_n] = \\ &\text{diag}(\sigma_{Z_k}^2(X_1), \dots, \sigma_{Z_k}^2(X_n)), \quad \Sigma_{Z_j Z_k} = E[\varepsilon_{Z_j} \varepsilon'_{Z_k} | \mathcal{X}_n] = \text{diag}(\sigma_{Z_j Z_k}^2(X_1), \dots, \sigma_{Z_j Z_k}^2(X_n)), \\ S_p(h) &= [(X_1/h)^p, \dots, (X_n/h)^p]',\end{aligned}$$

$$\vartheta_{+,p,q}(h) = X_p(h)' W_+(h) S_q(h)/n, \quad \vartheta_{-,p,q}(h) = X_p(h)' W_-(h) S_q(h)/n,$$

$$\begin{aligned}
\Psi_{Z_j Z_{k+},p,q}(h_j, h_k) &= X_p(h_j)' W_+(h_j) \Sigma_{Z_j Z_k} W_+(h_k) X_q(h_k)/n, \\
\Psi_{Z_j Z_{k-},p,q}(h_j, h_k) &= X_p(h_j)' W_-(h_j) \Sigma_{Z_j Z_k} W_-(h_k) X_q(h_k)/n, \\
\Psi_{Z_{k+},p}(h) &= \Psi_{Z_k Z_{k+},p,p}(h, h) = X_p(h)' W_+(h) \Sigma_{Z_k} W_+(h) X_p(h)/n, \\
\Psi_{Z_{k-},p}(h) &= \Psi_{Z_k Z_{k-},p,p}(h, h) = X_p(h)' W_-(h) \Sigma_{Z_k} W_-(h) X_p(h)/n, \\
\tilde{\Gamma}_{+,p}(h) &= \int_0^\infty K(u) r_p(u) r_p(u)' f(uh) du, \quad \tilde{\Gamma}_{-,p}(h) = \int_0^\infty K(u) r_p(u) r_p(u)' f(-uh) du, \\
\tilde{\vartheta}_{+,p,q}(h) &= \int_0^\infty K(u) u^q r_p(u) f(uh) du, \quad \tilde{\vartheta}_{-,p,q}(h) = \int_0^\infty K(u) u^q r_p(u) f(-uh) du, \\
\tilde{\Psi}_{Z_j Z_{k+},p,q}(h_j, h_k) &= \int_0^\infty K\left(\frac{h_{jk}u}{h_j}\right) K\left(\frac{h_{jk}u}{h_k}\right) r_p\left(\frac{h_{jk}u}{h_j}\right) r_q\left(\frac{h_{jk}u}{h_k}\right)' \sigma_{Z_j Z_k}^2(uh_{jk}) f(uh_{jk}) du, \\
\tilde{\Psi}_{Z_j Z_{k-},p,q}(h_j, h_k) &= \int_0^\infty K\left(\frac{h_{jk}u}{h_j}\right) K\left(\frac{h_{jk}u}{h_k}\right) r_p\left(\frac{h_{jk}u}{h_j}\right) r_q\left(\frac{h_{jk}u}{h_k}\right)' \sigma_{Z_j Z_k}^2(-uh_{jk}) f(-uh_{jk}) du, \\
\tilde{\Psi}_{Z_{k+},p}(h) &= \tilde{\Psi}_{Z_k Z_{k+},p,p}(h, h) = \int_0^\infty K(u)^2 r_p(u) r_p(u)' \sigma_{Z_k}^2(uh) f(uh) du, \\
\tilde{\Psi}_{Z_{k-},p}(h) &= \tilde{\Psi}_{Z_k Z_{k-},p,p}(h, h) = \int_0^\infty K(u)^2 r_p(u) r_p(u)' \sigma_{Z_k}^2(-uh) f(-uh) du, \\
\tilde{\Psi}_{f+,p}(h) &= \text{Var}(h^{-1/2} \hat{\mathbf{L}}_{+,p,i}(h)) \\
&= h^{-1} \int_0^\infty \int_0^\infty r_p(u) r_p(v)' (F_+(h(u \wedge v)) - F_+(hu) F_+(hv)) K(u) K(v) f(hu) f(hv) du dv \\
\tilde{\Psi}_{f-,p}(h) &= \text{Var}(h^{-1/2} \hat{\mathbf{L}}_{-,p,i}(h)) \\
&= h^{-1} \int_0^\infty \int_0^\infty r_p(u) r_p(v)' (-F_-(-h(u \wedge v)) - F_-(-hu) F_-(-hv)) K(u) K(v) f(-hu) f(-hv) du dv \\
\Gamma_p &= \int_0^\infty K(u) r_p(u) r_p(u)' du, \quad \vartheta_{p,q} = \int_0^\infty K(u) u^q r_p(u) du,
\end{aligned}$$

where  $h_{jk} = (h_j h_k)^{1/2}$ .

$$\begin{aligned}
&\Psi_{jk,p,q} \\
&= \begin{cases} \int_0^\infty K((c_{jk})^{1/2}u) K((c_{jk})^{-1/2}u) r_p((c_{jk})^{1/2}u) r_q((c_{jk})^{-1/2}u)' du & \text{if } \rho_{jk} \rightarrow c_{jk} \in (0, \infty) \\ 0 & \text{otherwise} \end{cases} \\
&= \begin{cases} (c_{jk})^{1/2} \int_0^\infty K(c_{jk}u) K(u) r_p(c_{jk}u) r_q(u)' du & \text{if } \rho_{jk} \rightarrow c_{jk} \in (0, \infty) \\ 0 & \text{otherwise,} \end{cases}
\end{aligned}$$

$$\Psi_{p,q} = \Psi_{kk,p,q} = \int_0^\infty K(u)^2 r_p(u) r_q(u)' du,$$

$$\Psi_{f,p} = \int_0^\infty \int_0^\infty (u \wedge v) r_p(u) r_p(v)' K(u) K(v) du dv.$$

## A.2 Preliminary Lemmas

We first provide the asymptotic bias, variance, and distribution of the local polynomial estimators. We give the proofs of the Lemmas in Appendix A.4.

The following lemma gives the asymptotic bias for the local polynomial estimators:

**Lemma 1.** *Suppose Assumptions 1-2 hold with  $S \geq l + 2$  and  $\alpha \geq p$ .*

(a) *If  $nh_{\min} \rightarrow \infty$  and  $h_{\max} \rightarrow 0$ , then*

$$\Delta^B \hat{\mu}_{Z_k+,l}(h_k) = (h_k)^{3/2+l} B_{Z_k+,l}(h_k) [1 + o_p(1)], \quad (\text{A.4})$$

$$\Delta^B \hat{\mu}_{Z_k-,l}(h_k) = (h_k)^{3/2+l} B_{Z_k-,l}(h_k) [1 + o_p(1)], \quad (\text{A.5})$$

where

$$B_{Z_k+,l}(h_k) = \frac{\mu_{Z_k+}^{(l+1)}}{(l+1)!} \mathcal{B}_{+,0,l,l+1}(h_k), \quad B_{Z_k-,l}(h_k) = \frac{\mu_{Z_k-}^{(l+1)}}{(l+1)!} \mathcal{B}_{-,0,l,l+1}(h_k), \quad (\text{A.6})$$

$$\mathcal{B}_{+,s,l,r}(h_k) = s! e'_s \Gamma_{+,l}^{-1}(h_k) \vartheta_{+,l,r}(h_k) = s! e'_s \Gamma_l^{-1} \vartheta_{l,r} + o_p(1), \quad (\text{A.7})$$

$$\mathcal{B}_{-,s,l,r}(h_k) = s! e'_s \Gamma_{-,l}^{-1}(h_k) \vartheta_{-,l,r}(h_k) = (-1)^{s+r} s! e'_s \Gamma_l^{-1} \vartheta_{l,r} + o_p(1). \quad (\text{A.8})$$

(b) *If  $nh_f^2 \rightarrow \infty$  and  $h_f \rightarrow 0$ , then*

$$\Delta^B \hat{f}_{+,p}(h_f) = h_f^{p+1/2} B_{f,+,p}(h_f) [1 + o_p(1)] + O_p(n^{-1} h_f^{-1/2}) + O_p(n^{-3/2}), \quad (\text{A.9})$$

$$\Delta^B \hat{f}_{-,p}(h_f) = h_f^{p+1/2} B_{f,-,p}(h_f) [1 + o_p(1)] + O_p(n^{-1} h_f^{-1/2}) + O_p(n^{-3/2}), \quad (\text{A.10})$$

where

$$B_{f,+,p}(h_f) = \frac{f_+^{(p)}}{(p+1)!} \mathcal{B}_{+,1,p,p+1}(h_f), \quad B_{f,-,p}(h_f) = \frac{f_-^{(p)}}{(p+1)!} \mathcal{B}_{-,1,p,p+1}(h_f). \quad (\text{A.11})$$

We set

$$\begin{aligned} C_{Z_j Z_k+,l} &= \frac{\sigma_{Z_j Z_k+}^2}{f_+} e'_0 \Gamma_l^{-1} \Psi_{jk+,l} \Gamma_l^{-1} e_0, & C_{Z_j Z_k-,l} &= \frac{\sigma_{Z_j Z_k-}^2}{f_-} e'_0 \Gamma_l^{-1} \Psi_{jk-,l} \Gamma_l^{-1} e_0, \\ V_{Z_k+,l} &= C_{Z_k Z_k+,l} = \frac{\sigma_{Z_k+}^2}{f_+} e'_0 \Gamma_l^{-1} \Psi_l \Gamma_l^{-1} e_0, & V_{Z_k-,l} &= C_{Z_k Z_k-,l} = \frac{\sigma_{Z_k-}^2}{f_-} e'_0 \Gamma_l^{-1} \Psi_l \Gamma_l^{-1} e_0, \\ V_{f,+,p} &= f_+ e'_1 \Gamma_p^{-1} \Psi_{f,p} \Gamma_p^{-1} e_1, & V_{f,-,p} &= f_- e'_1 \Gamma_p^{-1} \Psi_{f,p} \Gamma_p^{-1} e_1. \end{aligned}$$

The following lemma gives the variance for the local polynomial estimators:

**Lemma 2.** *Suppose Assumptions 1-2 hold with  $S \geq l + 2$  and  $\alpha \geq p$ .*

(a) If  $nh_{\min} \rightarrow \infty$  and  $h_{\max} \rightarrow 0$ , then  $\text{Var}(\sqrt{n} \sum_{k=1}^d t_k \Delta^M \hat{\mu}_{Z_k+,l}(h_k) | \mathcal{X}_n) = t' \mathcal{V}_{Z+,l}(h) t$  and  $\text{Var}(\sqrt{n} \sum_{k=1}^d t_k \Delta^M \hat{\mu}_{Z_k-,l}(h_k) | \mathcal{X}_n) = t' \mathcal{V}_{Z-,l}(h) t$  with

$$\mathcal{V}_{Z+,l}(h) = \{\mathcal{C}_{Z_j Z_k+,l}(h_j, h_k)\}_{j,k=1,\dots,d}, \quad \mathcal{V}_{Z-,l}(h) = \{\mathcal{C}_{Z_j Z_k-,l}(h_j, h_k)\}_{j,k=1,\dots,d}, \quad (\text{A.12})$$

$$\mathcal{C}_{Z_j Z_k+,l}(h_j, h_k) = h_{jk} e'_0 \Gamma_{+,l}^{-1}(h_j) \Psi_{Z_j Z_k+,l,l}(h_j, h_k) \Gamma_{+,l}^{-1}(h_k) e_0 = C_{Z_j Z_k+,l} [1 + o_p(1)], \quad (\text{A.13})$$

$$\mathcal{C}_{Z_j Z_k-,l}(h_j, h_k) = h_{jk} e'_0 \Gamma_{-,l}^{-1}(h_j) \Psi_{Z_j Z_k-,l,l}(h_j, h_k) \Gamma_{-,l}^{-1}(h_k) e_0 = C_{Z_j Z_k-,l} [1 + o_p(1)], \quad (\text{A.14})$$

$$\mathcal{V}_{Z_k+,l}(h_k) = \mathcal{C}_{Z_k Z_k+,l}(h_k, h_k) = h_k e'_0 \Gamma_{+,l}^{-1}(h_k) \Psi_{Z_k+,l}(h_k) \Gamma_{+,l}^{-1}(h_k) e_0 = V_{Z_k+,l} [1 + o_p(1)]. \quad (\text{A.15})$$

$$\mathcal{V}_{Z_k-,l}(h_k) = \mathcal{C}_{Z_k Z_k-,l}(h_k, h_k) = h_k e'_0 \Gamma_{-,l}^{-1}(h_k) \Psi_{Z_k-,l}(h_k) \Gamma_{-,l}^{-1}(h_k) e_0 = V_{Z_k-,l} [1 + o_p(1)]. \quad (\text{A.16})$$

(b) If  $nh_f^2 \rightarrow \infty$  and  $h_f \rightarrow 0$ , then

$$\text{Var}(\sqrt{n} \Delta^M \hat{f}_{+,p}(h_f)) = \mathcal{V}_{f,+,p}(h_f), \quad \text{Var}(\sqrt{n} \Delta^M \hat{f}_{-,p}(h_f)) = \mathcal{V}_{f,-,p}(h_f) \quad (\text{A.17})$$

with

$$\mathcal{V}_{f,+,p}(h_f) = e'_1 \tilde{\Gamma}_{+,p}^{-1}(h_f) \tilde{\Psi}_{f,+,p}(h_f) \tilde{\Gamma}_{+,p}^{-1}(h_f) e_1 + o(1) = V_{f,+,p} [1 + o(1)], \quad (\text{A.18})$$

$$\mathcal{V}_{f,-,p}(h_f) = e'_1 \tilde{\Gamma}_{-,p}^{-1}(h_f) \tilde{\Psi}_{f,-,p}(h_f) \tilde{\Gamma}_{-,p}^{-1}(h_f) e_1 + o(1) = V_{f,-,p} [1 + o(1)]. \quad (\text{A.19})$$

With Lemmas 1 and 2 at hand, the following lemma gives the asymptotic distribution for the local polynomial estimators:

**Lemma 3.** Suppose Assumptions 1-2 hold with  $S \geq l+2$  and  $\alpha \geq p$ . If  $nh_{\min} \rightarrow \infty$ ,  $nh_f^2 \rightarrow \infty$ ,  $n(h_{\max})^{2l+3} \rightarrow 0$ , and  $n(h_f)^{2p+1} \rightarrow 0$ , then

$$\sqrt{n} [\Delta \hat{\mu}_{Z_1+,l}(h_1), \dots, \Delta \hat{\mu}_{Z_d+,l}(h_d), \Delta \hat{f}_{+,p}(h_f)]' \xrightarrow{d} N_{d+1}(0, V_{+,l,p}), \quad (\text{A.20})$$

$$\sqrt{n} [\Delta \hat{\mu}_{Z_1-,l}(h_1), \dots, \Delta \hat{\mu}_{Z_d-,l}(h_d), \Delta \hat{f}_{-,p}(h_f)]' \xrightarrow{d} N_{d+1}(0, V_{-,l,p}), \quad (\text{A.21})$$

where

$$V_{+,l,p} = \begin{pmatrix} V_{Z+,l} & 0 \\ 0 & V_{f,+,p} \end{pmatrix}, \quad V_{Z+,l} = \{C_{Z_j Z_k+,l}\}_{j,k=1,\dots,d},$$

$$V_{-,l,p} = \begin{pmatrix} V_{Z-,l} & 0 \\ 0 & V_{f,-,p} \end{pmatrix}, \quad V_{Z-,l} = \{C_{Z_j Z_k-,l}\}_{j,k=1,\dots,d}.$$

### A.3 Asymptotic covariance matrix and standard error estimation

With the asymptotic covariance matrices of  $(\hat{\mu}_{Z_1+,l}(h_1), \dots, \hat{\mu}_{Z_d+,l}(h_d), \hat{f}_{+,p}(h_f))'$  and  $(\hat{\mu}_{Z_1-,l}(h_1), \dots, \hat{\mu}_{Z_d-,l}(h_d), \hat{f}_{-,p}(h_f))'$  at hand, the asymptotic covariance matrix of



$(\hat{\tau}_{Z_1,l}(h_1), \dots, \hat{\tau}_{Z_d,l}(h_d), \hat{\tau}_{f,p}(h_f))'$  is

$$V_{l,p} = V_{+,l,p} + V_{-,l,p} = \begin{pmatrix} V_{Z,l} & 0 \\ 0 & V_{f,p} \end{pmatrix},$$

where  $V_{Z,l} = V_{Z+,l} + V_{Z-,l} = \{C_{Z_j Z_{k+},l} + C_{Z_j Z_{k-},l}\}_{j,k=1,\dots,d}$  and  $V_{f,p} = V_{f+,p} + V_{f-,p}$ . We propose an estimator of the asymptotic covariance matrix as

$$\hat{V}_{l,p}(h) = \hat{V}_{+,l,p}(h) + \hat{V}_{-,l,p}(h) = \begin{pmatrix} \hat{V}_{Z,l}(h) & 0 \\ 0 & \hat{V}_{f,p}(h_f) \end{pmatrix},$$

where  $\hat{V}_{Z,l}(h) = \hat{V}_{Z+,l}(h) + \hat{V}_{Z-,l}(h) = \{\hat{C}_{Z_j Z_{k+},l}(h_j, h_k) + \hat{C}_{Z_j Z_{k-},l}(h_j, h_k)\}_{j,k=1,\dots,d}$  and  $\hat{V}_{f,p}(h_f) = \hat{V}_{f+,p}(h_f) + \hat{V}_{f-,p}(h_f)$ .

For  $\hat{C}_{Z_j Z_{k+},l}(h_j, h_k)$  and  $\hat{C}_{Z_j Z_{k-},l}(h_j, h_k)$ , we follow an approach similar to the standard error estimators of Calonico et al. (2014) based on nearest-neighbor estimation. We define

$$\hat{C}_{Z_j Z_{k+},l}(h_j, h_k) = h_{jk} e_0' \Gamma_{+,l}^{-1}(h_j) \hat{\Psi}_{Z_j Z_{k+},l}(h_j, h_k) \Gamma_{+,l}^{-1}(h_k) e_0,$$

$$\hat{C}_{Z_j Z_{k-},l}(h_j, h_k) = h_{jk} e_0' \Gamma_{-,l}^{-1}(h_j) \hat{\Psi}_{Z_j Z_{k-},l}(h_j, h_k) \Gamma_{-,l}^{-1}(h_k) e_0$$

with

$$\hat{\Psi}_{Z_j Z_{k+},l}(h_j, h_k) = X_l(h_j)' W_+(h_j) \hat{\Sigma}_{Z_j Z_{k+}} W_+(h_k) X_l(h_k) / n,$$

$$\hat{\Psi}_{Z_j Z_{k-},l}(h_j, h_k) = X_l(h_j)' W_-(h_j) \hat{\Sigma}_{Z_j Z_{k-}} W_-(h_k) X_l(h_k) / n,$$

$$\hat{\Sigma}_{Z_j Z_{k+}} = \text{diag}(\hat{\sigma}_{Z_j Z_{k+}}^2(X_1), \dots, \hat{\sigma}_{Z_j Z_{k+}}^2(X_n)), \quad \hat{\Sigma}_{Z_j Z_{k-}} = \text{diag}(\hat{\sigma}_{Z_j Z_{k-}}^2(X_1), \dots, \hat{\sigma}_{Z_j Z_{k-}}^2(X_n)),$$

$$\hat{\sigma}_{Z_j Z_{k+}}^2(X_i) = 1\{X_i \geq 0\} \frac{M}{M+1} \left( Z_{j,i} - \sum_{m=1}^M \frac{Z_{j,l_m^+(i)}}{M} \right) \left( Z_{k,i} - \sum_{m=1}^M \frac{Z_{k,l_m^+(i)}}{M} \right),$$

$$\hat{\sigma}_{Z_j Z_{k-}}^2(X_i) = 1\{X_i < 0\} \frac{M}{M+1} \left( Z_{j,i} - \sum_{m=1}^M \frac{Z_{j,l_m^-(i)}}{M} \right) \left( Z_{k,i} - \sum_{m=1}^M \frac{Z_{k,l_m^-(i)}}{M} \right),$$

where  $l_m^+(i)$  and  $l_m^-(i)$  are the  $m$ th closest units to unit  $i$  among  $\{X_i : X_i \geq 0\}$  and  $\{X_i : X_i < 0\}$  respectively, and  $M$  denotes the number of neighbors. Calonico et al. (2014) shows that, if  $\sigma_{Z_j Z_k}^2(x)$  is Lipschitz continuous on  $(-\kappa_0, \kappa_0)$ , then, for any choice of  $M \in \mathbb{N}_+$ ,

$$\hat{\Psi}_{Z_j Z_{k+},l}(h_j, h_k) = \Psi_{Z_j Z_{k+},l}(h_j, h_k) + o_p(\min\{h_j^{-1}, h_k^{-1}\}),$$

$$\hat{\Psi}_{Z_j Z_{k-},l}(h_j, h_k) = \Psi_{Z_j Z_{k-},l}(h_j, h_k) + o_p(\min\{h_j^{-1}, h_k^{-1}\})$$

hold, which leads to  $\hat{V}_{Z,l}(h) \xrightarrow{P} V_{Z,l}$  combined with Lemma 2.

For  $\hat{V}_{f,p}(h_f)$ , we employ the jackknife-based standard error estimator of Cattaneo et al. (2020), which may be more robust in finite samples than plug-in estimation. We define

$$\hat{V}_{f+,p}(h_f) = e_1' \Gamma_{+,p}^{-1}(h_f) \hat{\Psi}_{f+,p}(h_f) \Gamma_{+,p}^{-1}(h_f) e_1,$$

$$\hat{V}_{f-,p}(h_f) = e_1' \Gamma_{-,p}^{-1}(h_f) \hat{\Psi}_{f-,p}(h_f) \Gamma_{-,p}^{-1}(h_f) e_1,$$

with

$$\begin{aligned} \hat{\Psi}_{f+,p}(h_f) &= \frac{1}{n} \sum_{i=1}^n \left( \frac{1}{n-1} \sum_{j:j \neq i}^n \check{\mathbf{U}}_{+,p,ij}(h_f) \right) \left( \frac{1}{n-1} \sum_{j:j \neq i}^n \check{\mathbf{U}}_{+,p,ij}(h_f) \right)' \\ &\quad - \left( \frac{2}{n(n-1)} \sum_{i,j:i \neq j}^n \check{\mathbf{U}}_{+,p,ij}(h_f) \right) \left( \frac{2}{n(n-1)} \sum_{i,j:i \neq j}^n \check{\mathbf{U}}_{+,p,ij}(h_f) \right)' \\ \hat{\Psi}_{f-,p}(h_f) &= \frac{1}{n} \sum_{i=1}^n \left( \frac{1}{n-1} \sum_{j:j \neq i}^n \check{\mathbf{U}}_{-,p,ij}(h_f) \right) \left( \frac{1}{n-1} \sum_{j:j \neq i}^n \check{\mathbf{U}}_{-,p,ij}(h_f) \right)' \\ &\quad - \left( \frac{2}{n(n-1)} \sum_{i,j:i \neq j}^n \check{\mathbf{U}}_{-,p,ij}(h_f) \right) \left( \frac{2}{n(n-1)} \sum_{i,j:i \neq j}^n \check{\mathbf{U}}_{-,p,ij}(h_f) \right)' \end{aligned}$$

$$\begin{aligned} \check{\mathbf{U}}_{+,p,ij}(h_f) &\equiv 1\{X_i \geq 0\} r_p(X_i/h_f) (1\{X_j \geq 0\} 1[X_j \leq X_i] - r_p(X_i)' \hat{\beta}_{f+,p}(h_f)) K_{h_f}(X_i) \\ &\quad + 1\{X_j \geq 0\} r_p(X_j/h_f) (1\{X_i \geq 0\} 1[X_i \leq X_j] - r_p(X_j)' \hat{\beta}_{f+,p}(h_f)) K_{h_f}(X_j), \end{aligned}$$

$$\begin{aligned} \check{\mathbf{U}}_{-,p,ij}(h_f) &\equiv 1\{X_i < 0\} r_p(X_i/h_f) (1\{X_j < 0\} 1[X_j \leq X_i] - r_p(X_i)' \hat{\beta}_{f-,p}(h_f)) K_{h_f}(X_i) \\ &\quad + 1\{X_j < 0\} r_p(X_j/h_f) (1\{X_i < 0\} 1[X_i \leq X_j] - r_p(X_j)' \hat{\beta}_{f-,p}(h_f)) K_{h_f}(X_j), \end{aligned}$$

, which is asymptotically valid as discussed in Cattaneo et al. (2020).

#### A.4 Proofs of the results

Proofs in this section use some auxiliary results (Lemma 4) collected in Appendix A.5. For Lemmas 1-3, we only give the proofs for the right-side estimators  $(\hat{\mu}_{Z_k+,l}(h_k), \hat{f}_{+,p}(h_f))$ , and the proofs for the left-side estimators  $(\hat{\mu}_{Z_k-,l}(h_k), \hat{f}_{-,p}(h_f))$  are analogous.

*Proof of Lemma 1 (a).* Applying Lemma S.A.3 (B) of Calonico et al. (2014) to  $E[\hat{\mu}_{Z_k+,l}(h_k) | \mathcal{X}_n]$  for  $k = 1, \dots, d$  gives

$$\begin{aligned} &\Delta^B \hat{\mu}_{Z_k+,l}(h_k) \\ &= (h_k)^{3/2+l} \frac{\mu_{Z_k+}^{(l+1)}}{(l+1)!} \mathcal{B}_{+,s,l,l+1}(h_k) + (h_k)^{5/2+l} \frac{\mu_{Z_k+}^{(l+2)}}{(l+2)!} \mathcal{B}_{+,0,l,l+2}(h_k) + o_p((h_k)^{5/2+l}) \quad (\text{A.22}) \\ &= (h_k)^{3/2+l} B_{Z_k+,l} [1 + o_p(1)], \end{aligned}$$

and hence (A.4) follows.  $\square$

*Proof of Lemma 1 (b).* Analogous derivation using Lemma 2 of Cattaneo et al. (2020) gives

$$\begin{aligned}
& h_f^{-1/2} 1! e_1' \Gamma_{+,p}^{-1}(h_f) \hat{\mathbf{B}}_{S+,p}(h_f) \\
&= h_f^{p+1/2} \frac{f_+^{(p)}}{(p+1)!} \mathcal{B}_{+,1,p,p+1}(h_f) + h_f^{p+3/2} \frac{f_+^{(p+1)}}{(p+2)!} \mathcal{B}_{+,1,p,p+2}(h_f) + o_p((h_f)^{p+3/2}) \quad (\text{A.23}) \\
&= h_f^{p+1/2} B_{f,+,p}(h_f) [1 + o_p(1)],
\end{aligned}$$

$\hat{\mathbf{B}}_{LI+,p}(h_f) = O_p(n^{-1})$ , and  $\text{Var}(\hat{\mathbf{R}}_{+,p}(h_f)) = O(n^{-2})$ , which implies  $\hat{\mathbf{R}}_{+,p}(h_f) = O_p(n^{-1})$  from Chebyshev's Inequality. From Lemma 4,

$$\text{Var}\left(\sqrt{n}(h_f)^{-1/2} \hat{\mathbf{L}}_{+,p}(h_f)\right) = O(1).$$

Therefore, we obtain

$$\begin{aligned}
h_f^{-1/2} 1! e_1' \Gamma_{+,p}^{-1}(h_f) \hat{\mathbf{B}}_{+,p}(h_f) &= O_p(h_f^{1/2+p}) + O_p(n^{-1} h_f^{-1/2}), \\
h_f^{-1/2} 1! e_1' \Gamma_{+,p}^{-1}(h_f) \hat{\mathbf{R}}_{+,p}(h_f) &= O_p(n^{-1} h_f^{-1/2}),
\end{aligned}$$

and

$$h_f^{-1/2} 1! e_1' \Gamma_{+,p}^{-1}(h_f) n^{-1} \hat{\mathbf{L}}_{+,p}(h_f) = O_p(n^{-3/2}),$$

and hence (A.9) follows.  $\square$

*Proof of Lemma 2.* Note that

$$\text{Var}\left(\sum_{k=1}^d t_k(h_k)^{1/2} \hat{\mu}_{Z_k+,l}(h_k) | \mathcal{X}_n\right) = \sum_{k=1}^d \frac{t_k^2}{n} \mathcal{V}_{Z_k+,l}(h_k) + 2 \sum_{j < k} \frac{t_j t_k}{n} \mathcal{C}_{Z_j Z_k+,l}(h) \quad (\text{A.24})$$

because

$$\begin{aligned}
& \text{Cov}(e_0' \hat{\beta}_{Z_j+,l}(h_j), e_0' \hat{\beta}_{Z_k+,l}(h_k) | \mathcal{X}_n) \\
&= e_0' H_l(h_j) \Gamma_{+,l}^{-1}(h_j) X_l(h_j)' W_+(h_j) \Sigma_{Z_j Z_k} W_+(h_k) X_l(h_k) \Gamma_{+,l}^{-1}(h_k) H_l(h_k) e_0 / n^2 \quad (\text{A.25}) \\
&= \frac{1}{n} e_0' \Gamma_{+,l}^{-1}(h_j) \Psi_{Z_j Z_k+,l}(h_j, h_k) \Gamma_{+,l}^{-1}(h_k) e_0 = \frac{\mathcal{C}_{Z_j Z_k+,l}(h)}{n h_{jk}}.
\end{aligned}$$

Thus, collecting terms, we obtain  $\text{Var}(\sqrt{n} \sum_{k=1}^d t_k(h_k)^{1/2} \hat{\mu}_{Z_k+,l}(h_k) | \mathcal{X}_n) = t' \mathcal{V}_{Z+,l}(h) t$ , and part (a) follows by Lemma S.A.1 of Calonico et al. (2014) and Lemma 4. Part (b) follows immediately from Lemma 4.  $\square$

*Proof of Lemma 3.* It suffices to show that

$$\frac{\sum_{k=1}^d t_k \Delta \hat{\mu}_{Z_k+,l}(h_k) + t_f \Delta \hat{f}_{+,p}(h_f)}{\sqrt{\tilde{t}' \mathcal{V}_{+,l,p}(h) \tilde{t}}} \xrightarrow{d} N(0, 1). \quad (\text{A.26})$$

From Lemma 2 and (A.26),

$$\sqrt{n} \left( \sum_{k=1}^d t_k \Delta^B \hat{\mu}_{Z_k+,l}(h_k) + t_f \Delta^B \hat{f}_{+,p}(h_f) \right) \xrightarrow{d} N(0, \tilde{t}' V_{+,l,p} \tilde{t}), \quad (\text{A.27})$$

and applying the Cramér-Wold theorem gives

$$\sqrt{n} \left\{ \Delta^B \hat{\mu}_{Z_1+,l}(h_1), \dots, \Delta^B \hat{\mu}_{Z_d+,l}(h_d), \Delta^B \hat{f}_{+,p}(h_f) \right\} \xrightarrow{d} N_{d+1}(0, V_{+,l,p}), \quad (\text{A.28})$$

which implies (A.20). To show (A.26), we decompose the left hand side as

$$\frac{\sum_{k=1}^d t_k \Delta \hat{\mu}_{Z_k+,l}(h_k) + t_f \Delta \hat{f}_{+,p}(h_f)}{\sqrt{\tilde{t}' \mathcal{V}_{+,l,p}(h) \tilde{t}}} = \xi_{1,n} + \xi_{2,n},$$

where

$$\xi_{1,n} = \frac{\sum_{k=1}^d t_k \Delta^M \hat{\mu}_{Z_k+,l}(h_k) + t_f \Delta^M \hat{f}_{+,p}(h_f)}{\sqrt{\tilde{t}' \mathcal{V}_{+,l,p}(h) \tilde{t}}}, \quad (\text{A.29})$$

and

$$\xi_{2,n} = \frac{\sum_{k=1}^d t_k \Delta^B \hat{\mu}_{Z_k+,l}(h_k) + t_f \Delta^B \hat{f}_{+,p}(h_f)}{\sqrt{\tilde{t}' \mathcal{V}_{+,l,p}(h) \tilde{t}}}, \quad (\text{A.30})$$

and show that  $\xi_{1,n} \xrightarrow{d} N(0, 1)$  and  $\xi_{2,n} = o_p(1)$ .

We first show that  $\xi_{2,n} = o_p(1)$ . Note that if  $h_{max} \rightarrow 0$ , then, from Lemma 2, using the fact that, for two random variables  $W$  and  $Y$ ,  $\text{Var}(W + Y | \mathcal{X}_n) \leq 2\{\text{Var}(W | \mathcal{X}_n) + \text{Var}(Y | \mathcal{X}_n)\}$  holds iteratively,

$$\tilde{t}' \mathcal{V}_{+,l,p}(h) \tilde{t} \lesssim \sum_{k=1}^d t_k^2 \mathcal{V}_{Z_k+,l}(h_k) + t_f^2 \mathcal{V}_{f+,p}(h_f) = O_p(1), \quad (\text{A.31})$$

and from Lemma 1,

$$\sum_{k=1}^d t_k \Delta^B \hat{\mu}_{Z_k+,l}(h_k) = O_p \left( \sum_{k=1}^d (h_k)^{3/2+l} \right), \quad (\text{A.32})$$

and

$$t_f \Delta^B \hat{f}_{+,p}(h_f) = O_p \left( h_f^{1/2+p} \right) + O_p(n^{-1} h_f^{-1/2}) + O_p(n^{-3/2}).$$

Then, for the bias, note that  $\xi_{2,n} = o_p(1)$  because

$$\begin{aligned} \xi_{2,n}^2 &= O_p(n) \{ O_p(\max\{(h_1)^{3+2l}, \dots, (h_d)^{3+2l}\}) + O_p(h_f^{1+2p}) + O_p(n^{-2} h_f^{-1}) + O_p(n^{-3}) \} \\ &= O_p(n(h_{max})^{3+2l}) + O_p(n h_f^{1+2p}) + O_p((n h_f)^{-1}) + O_p(n^{-2}). \end{aligned} \quad (\text{A.33})$$

We next show that  $\xi_{1,n} \xrightarrow{d} N(0, 1)$ . Let

$$\hat{\omega}_{1,k,i} = \frac{1}{(nh_k)^{1/2}} e'_0 \Gamma_{+,l}^{-1}(h_k) 1(X_i \geq 0) K(X_i/h_k) r_l(X_i/h_k), \quad (\text{A.34})$$

and

$$\hat{\omega}_{1,f,i} = \frac{1}{(nh_f)^{1/2}} e'_1 \Gamma_{+,p}^{-1}(h_f) \hat{\mathbf{L}}_{+,p,i}(h_f).$$

Observe that

$$\begin{aligned} & \sum_{k=1}^d t_k \Delta^M \hat{\mu}_{Z_k+,l}(h_k) + t_f \Delta^M \hat{f}_{+,p}(h_f) \\ &= \sum_{k=1}^d t_k \frac{(h_k)^{1/2}}{n} e'_0 \Gamma_{+,l}^{-1}(h_k) X_l(h_k)' W_+(h_k) \varepsilon_{Z_k} + t_f \Delta^M \hat{f}_{+,p}(h_f) \\ &= n^{-1/2} \sum_{i=1}^n \left( \sum_{k=1}^d t_k \hat{\omega}_{1,k,i} \varepsilon_{Z_k,i} + t_f \hat{\omega}_{1,f,i} \right), \end{aligned} \quad (\text{A.35})$$

and then  $\xi_{1,n}$  can be represented as

$$\xi_{1,n} = \sum_{i=1}^n \left( \sum_{k=1}^d t_k \frac{\hat{\omega}_{1,k,i}}{\sqrt{\tilde{t}' \mathcal{V}_{+,s,l,p}(h) \tilde{t}}} \varepsilon_{Z_k,i} + t_f \frac{\hat{\omega}_{1,f,i}}{\sqrt{\tilde{t}' \mathcal{V}_{+,s,l,p}(h) \tilde{t}}} \right).$$

Let

$$\tilde{\xi}_{1,n} = \sum_{i=1}^n \left( \sum_{k=1}^d t_k \frac{\omega_{1,k,i}}{\sqrt{\tilde{t}' \tilde{\omega}_2 \tilde{t}}} \varepsilon_{Z_k,i} + t_f \frac{\omega_{1,f,i}}{\sqrt{\tilde{t}' \tilde{\omega}_2 \tilde{t}}} \right), \quad (\text{A.36})$$

where

$$\begin{aligned} \omega_{1,k,i} &= \frac{1}{(nh_k)^{1/2}} e'_0 \tilde{\Gamma}_{+,l}^{-1}(h_k) 1(X_i \geq 0) K(X_i/h_k) r_l(X_i/h_k), \\ \omega_{1,f,i} &= \frac{1}{(nh_f)^{1/2}} 1 e'_1 \tilde{\Gamma}_{+,p}^{-1}(h_f) \hat{\mathbf{L}}_{+,p,i}(h_f) \end{aligned} \quad (\text{A.37})$$

and  $\tilde{\omega}_2 = \{\omega_{2,j,k}\}_{j,k=1,\dots,d,d+1}$  with

$$\omega_{2,j,k} = e'_0 \tilde{\Gamma}_{+,l}^{-1}(h_j) \tilde{\Psi}_{Z_j Z_k+,l,l}(h_j, h_k) \tilde{\Gamma}_{+,l}^{-1}(h_k) e_0, \quad (\text{A.38})$$

$$\omega_{2,j,d+1} = 0,$$

$$\omega_{2,k} = \omega_{2,k,k} = e'_0 \tilde{\Gamma}_{+,l}^{-1}(h_k) \tilde{\Psi}_{Z_k+,l}(h_k) \tilde{\Gamma}_{+,l}^{-1}(h_k) e_0, \quad (\text{A.39})$$

and

$$\omega_{2,d+1} = \omega_{2,d+1,d+1} = e'_1 \tilde{\Gamma}_{+,p}^{-1}(h_f) \tilde{\Psi}_{f+,p}(h_f) \tilde{\Gamma}_{+,p}^{-1}(h_f) e_1$$

, and we show that  $\xi_{1,n} = \tilde{\xi}_{1,n} + o_p(1)$  and  $\tilde{\xi}_{1,n} \xrightarrow{d} N(0, 1)$ .<sup>10</sup>

---

<sup>10</sup> $\tilde{\xi}_{1,n}$  is the population counterpart of  $\xi_{1,n}$ . Note that we take  $\omega_{2,jf} = 0$ , reflecting that we are evaluating the covariance of the density estimate and the conditional expectation

Note that if  $h_{max} \rightarrow 0$  and  $h_f \rightarrow 0$ , then, using Lemma S.A.1 of Calonico et al. (2014) and Lemma 4,

$$\tilde{t}'\mathcal{V}_{Z+,s,l,p}(h)\tilde{t} = \tilde{t}'\tilde{\omega}_2\tilde{t} + o_p(1), \quad \tilde{t}'\omega_2\tilde{t} = O(1) \quad (\text{A.40})$$

from Lemma 2, and then using the fact that, for  $w, y \geq 0$ ,  $|w^{-1/2} - y^{-1/2}| \leq |w - y|^{-1/2}$  holds,

$$|(\tilde{t}'\mathcal{V}_{Z+,l,p}(h)\tilde{t})^{-1/2} - (\tilde{t}'\tilde{\omega}_2\tilde{t})^{-1/2}| \leq |\tilde{t}'\mathcal{V}_{Z+,l,p}(h)\tilde{t} - \tilde{t}'\tilde{\omega}_2\tilde{t}|^{-1/2} = o_p(1). \quad (\text{A.41})$$

Also note that

$$\left(\frac{1}{nh_k}\right)^{1/2} \sum_{i=1}^n 1(X_i \geq 0)K(X_i/h_k)r_l(X_i/h_k)\varepsilon_{Z_k,i} = O_p(1) \quad (\text{A.42})$$

because, from Lemma S.A.1 of Calonico et al. (2014),

$$\begin{aligned} & \text{Var} \left( \left(\frac{1}{nh_k}\right)^{1/2} \sum_{i=1}^n 1(X_i \geq 0)K(X_i/h_k)r_l(X_i/h_k)\varepsilon_{Z_k,i} \right) \\ &= \text{Var} \left( \left(\frac{1}{nh_k}\right)^{1/2} X_l(h_k)'W_+(h_k)\varepsilon_{Z_k} \right) \\ &= E[h_k\Psi_{Z_k+,l}(h_k)] = \tilde{\Psi}_{Z_k+,l}(h_k) = O(1), \end{aligned} \quad (\text{A.43})$$

and applying Chebyshev's Inequality gives (A.42). Hence,

$$\begin{aligned} & \sum_{i=1}^n \left( \sum_{k=1}^d t_k \hat{\omega}_{1,k,i} \varepsilon_{Z_k,i} + t_f \hat{\omega}_{1,f,i} \right) \\ &= \sum_{k=1}^d \frac{1}{(nh_k)^{1/2}} t_k \{e'_0 \tilde{\Gamma}_{+,l}^{-1}(h_k) + o_p(1)\} \sum_{i=1}^n 1(X_i \geq 0)K(X_i/h_k)r_l(X_i/h_k)\varepsilon_{Z_k,i} \\ & \quad + \frac{1}{(nh_f)^{1/2}} t_f \{e'_1 \tilde{\Gamma}_{+,p}^{-1}(h_f) + o_p(1)\} \hat{\mathbf{L}}_{+,p}(h_f) \\ &= \sum_{i=1}^n \left( \sum_{k=1}^d t_k \omega_{1,k,i} \varepsilon_{Z_k,i} + t_f \omega_{1,f,i} \right) + o_p(1), \end{aligned} \quad (\text{A.44})$$

and similar derivation gives

$$\sum_{i=1}^n \left( \sum_{k=1}^d t_k \omega_{1,k,i} \varepsilon_{Z_k,i} + t_f \omega_{1,f,i} \right) = O_p(1). \quad (\text{A.45})$$

---

residuals for  $Z_j$ , and therefore, they are orthogonal.

Therefore, from the previous definitions and derivations,

$$\begin{aligned}
& \xi_{1,n} \\
&= \sum_{i=1}^n \left( \sum_{k=1}^d t_k \frac{\hat{\omega}_{1,k,i}}{\sqrt{\tilde{t}' \mathcal{V}_{+,l,p}(h) \tilde{t}}} \varepsilon_{Z_k,i} + t_f \frac{\hat{\omega}_{1,f,i}}{\sqrt{\tilde{t}' \mathcal{V}_{+,l,p}(h) \tilde{t}}} \right) \\
&= \left\{ (\tilde{t}' \tilde{\omega}_2 \tilde{t})^{-1/2} + o_p(1) \right\} \left\{ \sum_{i=1}^n \left( \sum_{k=1}^d t_k \omega_{1,k,i} \varepsilon_{Z_k,i} + t_f \omega_{1,f,i} \right) + o_p(1) \right\} \\
&= \tilde{\xi}_{1,n} + o_p(1).
\end{aligned} \tag{A.46}$$

Thus, it remains to show that  $\tilde{\xi}_{1,n} \xrightarrow{d} N(0,1)$ . Note that

$$\left\{ \sum_{k=1}^d t_k \frac{\omega_{1,k,i}}{\sqrt{\tilde{t}' \tilde{\omega}_2 \tilde{t}}} \varepsilon_{Z_k,i} + t_f \frac{\omega_{1,f,i}}{\sqrt{\tilde{t}' \tilde{\omega}_2 \tilde{t}}} \right\} : 1 \leq i \leq n \tag{A.47}$$

is a triangular array of independent random variables. We show that

$$E[\tilde{\xi}_{1,n}] = 0, \tag{A.48}$$

$$\text{Var}(\tilde{\xi}_{1,n}) = 1, \tag{A.49}$$

and

$$\sum_{i=1}^n E \left[ \left| \sum_{k=1}^d t_k \frac{\omega_{1,k,i}}{\sqrt{\tilde{t}' \tilde{\omega}_2 \tilde{t}}} \varepsilon_{Z_k,i} + t_f \frac{\omega_{1,f,i}}{\sqrt{\tilde{t}' \tilde{\omega}_2 \tilde{t}}} \right|^4 \right] = o(1). \tag{A.50}$$

Note that the Lyapunov Condition, which is a well known sufficient condition for the Lindeberg condition, is satisfied from (A.50). Therefore, from (A.48), (A.49), and (A.50), applying the Lindeberg-Feller central limit theorem gives  $\tilde{\xi}_{1,n} \xrightarrow{d} N(0,1)$ .

First, from the definition, (A.48) follows from  $E[\varepsilon_{Z_k,i}] = 0$  and  $E[\hat{\mathbf{L}}_{+,p}(h_f)] = 0$ . Next, similar to the derivation of (A.43),

$$\begin{aligned}
& \text{Cov} \left( \left( \frac{1}{nh_j} \right)^{1/2} \sum_{i=1}^n 1(X_i \geq 0) K(X_i/h_j) r_l(X_i/h_j) \varepsilon_{Z_j,i}, \right. \\
& \left. \left( \frac{1}{nh_k} \right)^{1/2} \sum_{i=1}^n 1(X_i \geq 0) K(X_i/h_k) r_l(X_i/h_k) \varepsilon_{Z_k,i} \right) \\
&= E[h_{jk} \Psi_{Z_j Z_k +, l, l}(h_j, h_k)] = \tilde{\Psi}_{Z_j Z_k +, l, l}(h_j, h_k),
\end{aligned} \tag{A.51}$$

and observe that, using (A.43) and (A.51),

$$\begin{aligned} \text{Var} \left( \sum_{i=1}^n \left( \sum_{k=1}^d t_k \omega_{1,k,i} \varepsilon_{Z_k,i} + t_f \omega_{1,f,i} \right) \right) &= \sum_{k=1}^d \text{Var} \left( t_k \sum_{i=1}^n \omega_{1,k,i} \varepsilon_{Z_k,i} \right) + \text{Var} \left( t_f \sum_{i=1}^n \omega_{1,f,i} \right) \\ &+ 2 \sum_{j < k} \text{Cov} \left( t_j \sum_{i=1}^n (\omega_{1,j,i} \varepsilon_{Z_j,i}), t_k \sum_{i=1}^n (\omega_{1,k,i} \varepsilon_{Z_k,i}) \right) = \tilde{t}' \tilde{\omega}_2 \tilde{t} \end{aligned} \quad (\text{A.52})$$

because, using  $E[\varepsilon_{Z_k,i} | \mathcal{X}_n] = 0$ ,

$$\begin{aligned} &\text{Cov} \left( \sum_{i=1}^n 1(X_i \geq 0) K(X_i/h_k) r_l(X_i/h_k) \varepsilon_{Z_k,i}, \sum_{i=1}^n \hat{\mathbf{L}}_{+,p,i}(h_f) \right) \\ &= \sum_{i=1}^n E[1(X_i \geq 0) K(X_i/h_k) r_l(X_i/h_k) \varepsilon_{Z_k,i} \\ &\quad \int_0^\infty r_p(u) (1(X_i \geq 0) 1(X_i \leq h_f u) - F_+(h_f u)) K(u) f(h_f u) du] = 0, \end{aligned}$$

and then

$$\text{Cov} \left( t_k \sum_{i=1}^n (\omega_{1,k,i} \varepsilon_{Z_k,i}), t_f \sum_{i=1}^n \omega_{1,f,i} \right) = 0.$$

Hence, we obtain (A.49). Finally, note that, similar to the proof of Lemma 3 of Cattaneo et al. (2020), we obtain

$$\begin{aligned} &E[|h_f^{-1/2} 1! e_1' \tilde{\Gamma}_{+,p}(h_f)^{-1} \hat{\mathbf{L}}_{+,p,i}(h_f)|^4] \\ &\lesssim \int_0^\infty \int_0^\infty \int_0^\infty \int_0^\infty \prod_{j=1}^4 \left[ h_f^{-1/2} 1! e_1' \tilde{\Gamma}_{+,p}(h_f)^{-1} r_p(u_j) K(u_j) \right] f du_1 du_2 du_3 du_4 + O(h_f^{-1}). \end{aligned}$$



Therefore, observe that

$$\begin{aligned}
& \sum_{i=1}^n E \left[ \left| \sum_{k=1}^d t_k \frac{\omega_{1,k,i}}{\sqrt{\tilde{t}' \tilde{\omega}_2 \tilde{t}}} \varepsilon_{Z_k,i} + t_f \frac{\omega_{1,f,i}}{\sqrt{\tilde{t}' \tilde{\omega}_2 \tilde{t}}} \right|^4 \right] \\
& \lesssim \sum_{i=1}^n \sum_{k=1}^d E \left[ \left| t_k \frac{\omega_{1,k,i}}{\sqrt{\tilde{t}' \tilde{\omega}_2 \tilde{t}}} \varepsilon_{Z_k,i} \right|^4 \right] + \sum_{i=1}^n E \left[ \left| t_f \frac{\omega_{1,f,i}}{\sqrt{\tilde{t}' \tilde{\omega}_2 \tilde{t}}} \right|^4 \right] \\
& \lesssim \sum_{k=1}^d \sum_{i=1}^n E \left[ |\omega_{1,k,i}|^4 \right] + \sum_{i=1}^n E[|\omega_{1,f,i}|^4] \\
& \lesssim \sum_{k=1}^d \frac{1}{n(h_k)^2} \int_0^\infty \left| e'_s \tilde{\Gamma}_{+,l}^{-1}(h_k) K(x/h_k) r_l(x/h_k) \right|^4 f(x) dx \\
& \quad + n^{-2} \sum_{i=1}^n E[|h_f^{-1/2} 1! e'_1 \tilde{\Gamma}_{+,p}(h_f)^{-1} \hat{\mathbf{L}}_{+,p,i}(h_f)|^4] \\
& = O\left(\frac{1}{nh_{\min}}\right) + O\left(\frac{1}{n}\right) + O\left(\frac{1}{nh_f}\right) = o(1),
\end{aligned} \tag{A.53}$$

and (A.50) follows. The first inequality in (A.53) holds from using the fact that, for two random variables  $W$  and  $Y$ ,  $E[|W+Y|^4] \leq 8\{E[W^4] + E[Y^4]\}$  holds iteratively. The second inequality in (A.53) holds because, using the fact that, for two random variables  $W$  and  $Y$ ,  $E[|W+Y|^4|X_i=x] \leq 8\{E[W^4|X_i=x] + E[Y^4|X_i=x]\}$  holds,

$$E[\varepsilon_{Z_k,i}^4|X_i=x] \leq 8\{E[|Z_{k,i}|^4|X_i=x] + \mu(x)^4\}, \tag{A.54}$$

and hence  $E[\varepsilon_{Z_k,i}^4|X_i=x]$  is bounded from Assumption 1, and (A.40).  $\square$

*Proof of Theorem 1.* This follows by the same argument given in the proof of Lemma 3 using analogues of Lemmas 1 and 2, but now applied to the estimator  $(\hat{\tau}_{Z_1,l}(h_1), \dots, \hat{\tau}_{Z_d,l}(h_d), \hat{\tau}_{f,p}(h_f))'$ .  $\square$

*Proofs of Propositions 1 and 2.* Proposition 1 follows immediately from Theorem 1. Let  $m_{\alpha,l,p}(d+1)$  be the  $\alpha$ -quantile of  $\|N_{d+1}(0, V_{l,p})\|_\infty^2$ . To prove Proposition 2, it suffices to show that  $\hat{m}_{1-\alpha,l,p}(d+1) \xrightarrow{P} m_{1-\alpha,l,p}(d+1)$ . Let  $F(\cdot; V)$  be the distribution function of  $\|N_{d+1}(0, V)\|_\infty^2$ . Suppose that  $V_m$  and  $V$  are positive definite matrices for every  $m$  and  $V_m \rightarrow V$ . Then, for all  $t \in \mathbb{R}$ , it follows from the dominated convergence theorem that we have

$$\begin{aligned}
F(t; V_m) &= \int_{-\sqrt{t}}^{\sqrt{t}} \cdots \int_{-\sqrt{t}}^{\sqrt{t}} \phi(u_1, \dots, u_{d+1}; V_m) du_1 \cdots du_{d+1} \\
&\rightarrow \int_{-\sqrt{t}}^{\sqrt{t}} \cdots \int_{-\sqrt{t}}^{\sqrt{t}} \phi(u_1, \dots, u_{d+1}; V) du_1 \cdots du_{d+1} = F(t; V),
\end{aligned}$$

where  $\phi(u_1, \dots, u_{d+1}; V)$  is the joint density function of  $N_{d+1}(0, V)$ . Because  $F(t; V)$  is continuous with respect to  $t$ ,  $F(\cdot; V_m)$  uniformly converges to  $F(\cdot; V)$ . As discussed in Section 3.9.4.2 in Vaart and Wellner (1996), the inverse map is continuous. This implies that  $F^{-1}(\alpha; V_m) \rightarrow F^{-1}(\alpha; V)$  for any  $\alpha \in (0, 1)$ . Hence, from the continuous mapping theorem, we obtain  $\hat{m}_{1-\alpha, l, p}(d+1) \xrightarrow{P} m_{1-\alpha, l, p}(d+1)$ .  $\square$

## A.5 Auxiliary Lemmas

The following lemmas establish convergence in probability of the sample matrix  $\Psi_{Z_j Z_k +, p, q}(h_j, h_k)$  to its population counterpart, and characterizes this limit.

**Lemma 4.** *Suppose Assumptions 1-2 hold.*

(a) *If  $h_{jk} \rightarrow 0$  and  $nh_{jk} \rightarrow \infty$ , then*

$$h_{jk} \Psi_{Z_j Z_k +, p, q}(h_j, h_k) = \tilde{\Psi}_{Z_j Z_k +, p, q}(h_j, h_k) + o_p(1), \quad (\text{A.55})$$

$$h_{jk} \Psi_{Z_j Z_k -, p, q}(h_j, h_k) = H_p(-1) \tilde{\Psi}_{Z_j Z_k -, p, q}(h_j, h_k) H_q(-1) + o_p(1), \quad (\text{A.56})$$

and

$$\tilde{\Psi}_{Z_j Z_k +, p, q}(h_j, h_k) = \sigma_{Z_j Z_k +}^2 f_+ \Psi_{jk, p, q} + o(1), \quad (\text{A.57})$$

$$\tilde{\Psi}_{Z_j Z_k -, p, q}(h_j, h_k) = \sigma_{Z_j Z_k -}^2 f_- \Psi_{jk, p, q} + o(1). \quad (\text{A.58})$$

(b) *If  $h_f \rightarrow 0$  and  $nh_f^2 \rightarrow \infty$ , then*

$$\tilde{\Psi}_{f+, p}(h_f) = f_+^3 \Psi_{f, p} + o(1), \quad \tilde{\Psi}_{f-, p}(h_f) = f_-^3 \Psi_{f, p} + o(1). \quad (\text{A.59})$$

**Remark 3.** In the proof of Lemma 4, we use compactness of the support of  $K(\cdot)$  in the derivation of (A.57). We can obtain (A.57) without assuming compactness of the support of  $K(\cdot)$ . If  $\rho_{jk} \rightarrow c_{jk} \in (0, \infty)$ , (A.57) follows by continuity of  $K(u)$ ,  $r_p(u)$ ,  $\sigma_{Z_j Z_k}^4(u)$ , and  $f(u)$ . For other cases, observe that

$$\begin{aligned} & \tilde{\Psi}_{Z_j Z_k +, p, q}(h_j, h_k) \\ &= \frac{1}{h_{jk}} \int_0^\infty K\left(\frac{x}{h_j}\right) K\left(\frac{x}{h_k}\right) r_p\left(\frac{x}{h_j}\right) r_q\left(\frac{x}{h_k}\right)' \sigma_{Z_j Z_k}^2(x) f(x) dx \\ &= \frac{m_{jk}}{h_{jk}} \int_0^\infty K\left(\frac{m_{jk}u}{h_j}\right) K\left(\frac{m_{jk}u}{h_k}\right) r_p\left(\frac{m_{jk}u}{h_j}\right) r_q\left(\frac{m_{jk}u}{h_k}\right)' \sigma_{Z_j Z_k}^2(um_{jk}) f(um_{jk}) du. \end{aligned} \quad (\text{A.60})$$

Suppose  $\rho_{jk, n} \rightarrow 0$ . Then  $h_{k, n} < h_{j, n}$ , and thus  $m_{jk, n}/h_{jk, n} = \rho_{jk, n}^{1/2}$  holds for sufficiently large  $n$ . Hence,  $m_{jk, n}/h_{jk, n} \rightarrow 0$ , and (A.57) follows from (A.60). The case of  $\rho_{jk, n}^{-1} \rightarrow 0$  follows from an analogous argument.

*Proof of Lemma 4 (a).* First, for  $\Psi_{Z_j Z_k +, p, q}(h_j, h_k)$ , change of variables gives

$$\begin{aligned}
& E[h_{jk} \Psi_{Z_j Z_k +, p, q}(h_j, h_k)] \\
&= E \left[ \frac{1}{n h_{jk}} \sum_{i=1}^n 1(X_i \geq 0) K\left(\frac{X_i}{h_j}\right) K\left(\frac{X_i}{h_k}\right) r_p\left(\frac{X_i}{h_j}\right) r_q\left(\frac{X_i}{h_k}\right)' \sigma_{Z_j Z_k}^2(X_i) \right] \\
&= \frac{1}{h_{jk}} \int_0^\infty K\left(\frac{x}{h_j}\right) K\left(\frac{x}{h_k}\right) r_p\left(\frac{x}{h_j}\right) r_q\left(\frac{x}{h_k}\right)' \sigma_{Z_j Z_k}^2(x) f(x) dx \\
&= \int_0^\infty K\left(\frac{h_{jk} u}{h_j}\right) K\left(\frac{h_{jk} u}{h_k}\right) r_p\left(\frac{h_{jk} u}{h_j}\right) r_q\left(\frac{h_{jk} u}{h_k}\right)' \sigma_{Z_j Z_k}^2(u h_{jk}) f(u h_{jk}) du \\
&= \tilde{\Psi}_{Z_j Z_k +, p, q}(h_j, h_k).
\end{aligned} \tag{A.61}$$

Let

$$\psi_{j,k,i} = 1(X_i \geq 0) K\left(\frac{X_i}{h_j}\right) K\left(\frac{X_i}{h_k}\right) r_p\left(\frac{X_i}{h_j}\right) r_q\left(\frac{X_i}{h_k}\right)' \sigma_{Z_j Z_k}^2(X_i), \tag{A.62}$$

where  $\psi_{j,k,i} = \{\psi_{j,k,l,m,i}\}_{l=1,\dots,(p+1)}^{m=1,\dots,(q+1)}$  is a  $(p+1) \times (q+1)$  matrix. Also let  $\psi_{j,k,l,m} = \sum_{i=1}^n \psi_{j,k,l,m,i}$  and  $\psi_{j,k} = \sum_{i=1}^n \psi_{j,k,i}$ . Observe that

$$\begin{aligned}
& h_{jk}^2 E[|\Psi_{Z_j Z_k +, p, q}(h_j, h_k) - E[\Psi_{Z_j Z_k +, p, q}(h_j, h_k)]|^2] \\
&= \frac{1}{n^2 h_{jk}^2} E[|\psi_{j,k} - E[\psi_{j,k}]|^2] \\
&= \frac{1}{n^2 h_{jk}^2} \sum_{l=1}^{p+1} \sum_{m=1}^{q+1} \text{Var}(\psi_{j,k,l,m}) \\
&= \frac{1}{n^2 h_{jk}^2} \sum_{l=1}^{p+1} \sum_{m=1}^{q+1} \sum_{i=1}^n \text{Var}(\psi_{j,k,l,m,i}) \\
&\leq \frac{1}{n^2 h_{jk}^2} \sum_{l=1}^{p+1} \sum_{m=1}^{q+1} \sum_{i=1}^n E[\psi_{j,k,l,m,i}^2] \\
&= \frac{1}{n^2 h_{jk}^2} \sum_{i=1}^n E[|\psi_{j,k,i}|^2]
\end{aligned} \tag{A.63}$$

and

$$\begin{aligned}
& \frac{1}{n^2 h_{jk}^2} \sum_{i=1}^n E[|\psi_{j,k,i}|^2] \\
&= \frac{1}{n h_{jk}^2} \int_0^\infty K\left(\frac{x}{h_j}\right)^2 K\left(\frac{x}{h_k}\right)^2 \left| r_p\left(\frac{x}{h_j}\right) \right|^2 \left| r_q\left(\frac{x}{h_k}\right) \right|^2 \sigma_{Z_j Z_k}^4(x) f(x) dx \\
&\leq \frac{1}{n m_{jk}^2} \int_0^\infty K\left(\frac{x}{h_j}\right)^2 K\left(\frac{x}{h_k}\right)^2 \left| r_p\left(\frac{x}{h_j}\right) \right|^2 \left| r_q\left(\frac{x}{h_k}\right) \right|^2 \sigma_{Z_j Z_k}^4(x) f(x) dx \\
&= \frac{1}{n m_{jk}} \int_0^\infty K\left(\frac{m_{jk} u}{h_j}\right)^2 K\left(\frac{m_{jk} u}{h_k}\right)^2 \left| r_p\left(\frac{m_{jk} u}{h_j}\right) \right|^2 \left| r_q\left(\frac{m_{jk} u}{h_k}\right) \right|^2 \sigma_{Z_j Z_k}^4(u m_{jk}) f(u m_{jk}) du \\
&= O\left(\frac{1}{n m_{jk}}\right) = o(1).
\end{aligned} \tag{A.64}$$

Thus, (A.55) follows by Markov Inequality. Second, (A.57) follows by continuity of  $K(u)$ ,  $r_p(u)$ ,  $\sigma_{Z_j Z_k}^4(u)$ , and  $f(u)$ , and compactness of the support of  $K(\cdot)$ .  $\square$

*Proof of Lemma 4 (b).* Using Taylor series expansion, observe that

$$\begin{aligned}
& f(h_f u) f(h_f v) (F_+(h_f(u \wedge v)) - F_+(h_f u) F_+(h_f v)) \\
&= \{f_+^2 + h_f(u+v)f_+ f_+^{(1)} + o(h_f)\} \{h_f(u \wedge v)f_+ + o(h_f)\} \\
&= h_f(u \wedge v) f_+^3 + o(h_f).
\end{aligned}$$

Hence, we obtain the stated result from the definition.  $\square$

## B Additional figures and tables

Figures 6 and 7 present the empirical power of (ii) Bonferroni correction and (iv) max test under  $\tau_f = 0.15$  and  $\tau_{Z_d}(=a) = 0, 0.5, 1, 1.5, 2$  for dimensions  $d = 1, 3$  for the Monte Carlo experiment in Section 5.

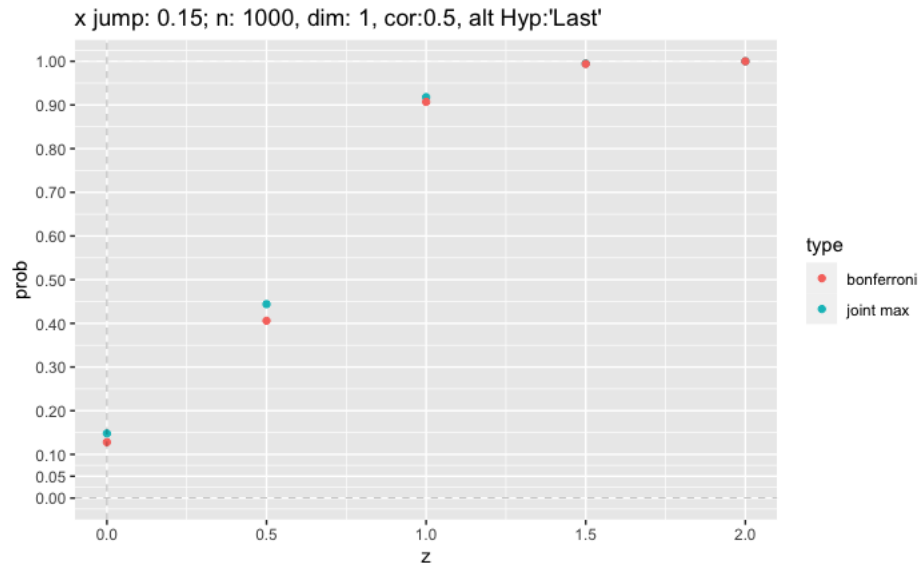


Figure 6: Empirical power of (ii) Bonferroni correction and (iv) max test (dim: 1)

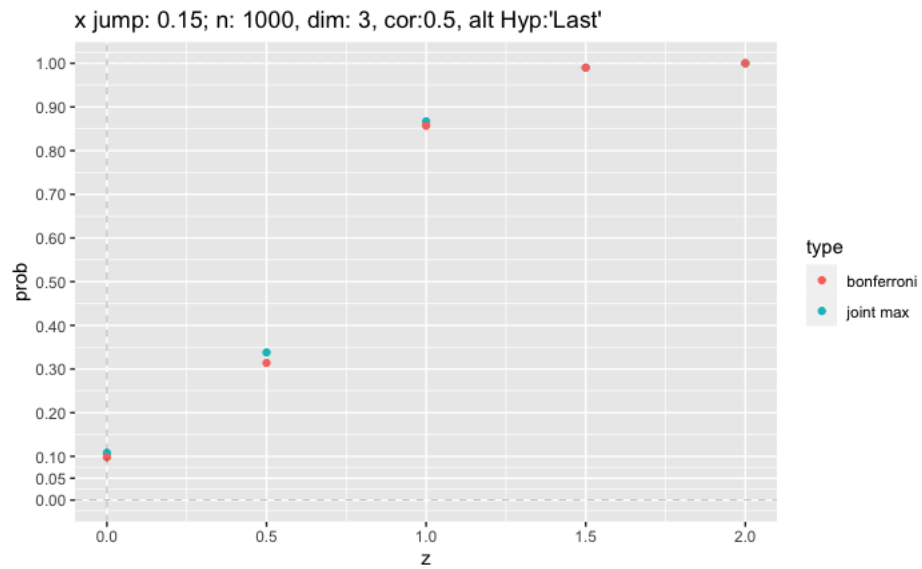


Figure 7: Empirical power of (ii) Bonferroni correction and (iv) max test (dim: 3)