

Bell inequality violations with random mutually unbiased bases

Gelo Noel M. Tabia,^{1,2,3,*} Varun Satya Raj Bavana,⁴ Shih-Xian Yang,⁵ and Yeong-Cherng Liang^{1,2,†}

¹*Department of Physics and Center for Quantum Frontiers of Research & Technology (QFort), National Cheng Kung University, Tainan 701, Taiwan*

²*Physics Division, National Center for Theoretical Sciences, Taipei 10617, Taiwan*

³*Center for Quantum Technology, National Tsing Hua University, Hsinchu 300, Taiwan*

⁴*Department of Physics, Indian Institute of Technology Kharagpur, Kharagpur, India, 721302*

⁵*Hon Hai Quantum Computing Research Center, Taipei, Taiwan*

(Dated: May 10, 2022)

We examine the problem of exhibiting Bell nonlocality for a two-qudit entangled pure state using a randomly chosen set of mutually unbiased bases (MUBs). Interestingly, even if we restrict to testing only two-setting Bell inequalities, we find a significant chance of obtaining a Bell violation if the two parties are each allowed to measure a sufficient number of MUBs. In particular, for the case of maximally entangled qutrits and ququarts, our numerical estimates indicate that we can obtain near-guaranteed Bell violation by considering only such Bell inequalities. The case of maximally entangled ququints is similar, albeit the chance of ending up with a successful trial decreases somewhat to approximately 99.84%. These results suggest that the experimental tests of Bell nonlocality for these higher-dimensional entangled states remain viable even if the two parties do not share a common reference frame.

I. INTRODUCTION

Quantum theory is a statistical theory of nature: it does not predict a specific result for an experiment. Instead, it gives the probabilities for obtaining various outcomes. In his seminal works, Bell demonstrated that this quantum indeterminism is inexplicable by any local-hidden-variable model [1] nor any locally causal model [2]. In particular, he showed that correlations produced from measurements on certain entangled quantum states in two spacelike separated locations fail to satisfy what we now call Bell inequalities. Correlations that violate Bell inequalities are said to be *Bell nonlocal* [3].

Traditionally, an experimental demonstration of Bell nonlocality was perceived only as an empirical test of local causality [4–7]. Nowadays, it also serves as a means for the generation of unpredictable random bits [8–11], the sharing of secret keys [12], and the certification of the correct functioning of quantum devices [13, 14] (see also Ref. [15]). These fascinating prospects are facilitated by the *device-independent* [16] nature of a Bell test, i.e., the possibility of inferring Bell nonlocality directly from the observed data, without relying on any assumption about how the devices involved function.

Typically, to realize Bell nonlocal correlations experimentally, one needs to make a deliberate choice of the measurement bases. Hence, the parties performing a Bell experiment will usually have to employ properly calibrated devices and rely on a shared reference frame. These impose nontrivial requirements in any practical implementation, and therefore, any form of relaxation is surely welcome. To this end, it was first shown in Ref. [17] that if the parties share a Bell state and if two measurement bases are chosen uniformly by each party from the Bloch sphere, there is a decent chance ($\approx 28\%$) of finding a Bell-violating correlation. Moreover, this can be

boosted to about 41% if each party selects a random pair of mutually unbiased bases (MUBs).

Later, this result was strengthened in Refs. [18, 19] to give guaranteed Bell-inequality violation if each party measures a randomly chosen set of three MUBs. More recently, these randomly chosen triads were also considered in Ref. [20] to show that even in a multipartite scenario, there is a decent chance of demonstrating a strong enough Bell violation for the Greenberger-Horne-Zeilinger state, thereby revealing its genuine multipartite nonlocal nature. In fact, using the tools developed in [21], the latest studies in Ref. [22] suggest that with three MUBs, one can already certify the genuine multipartite entanglement present in such states with certainty. See also Refs. [17, 23, 24] for related work based on arbitrarily chosen observables and Refs. [20, 25] for using only two MUBs but in a partially aligned scenario.

What about higher-dimensional quantum states? In this regard, Fonseca *et al.* [26] provided a first set of results for several two-qudit entangled pure states up to dimensions $d \leq 10$. Specifically, they considered the scenario where each party performs either two or three alternative measurements, and where the measurement bases are sampled either uniformly according to the Haar measure or correspond to those implementable using multipoint beam-splitters and phase-shifters. Their two-setting findings show that the probability of violation decreases monotonically with d . Although these chances can be boosted significantly to more than 70% by considering three measurement settings, they are clearly nowhere near the desired guaranteed violation (see also [27]).

In this work, we follow, instead, the approach in Ref. [18] and investigate the probability of generating Bell-inequality-violating correlation by performing randomly chosen MUBs on maximally entangled two-qudit states. Note that MUBs are known [28–30] to give maximal quantum violation of certain Bell inequalities, including the CHSH Bell inequality. More generally, MUBs find applications in quantum state estimation [31, 32], quantum key distribution [33–35], entanglement detection [36–38], and quantum error-correcting

* gelonoel-tabia@gs.ncku.edu.tw

† ycliang@mail.ncku.edu.tw

codes [39, 40].

We organize the rest of the paper as follows. We begin by discussing the background concepts and tools we use in Section II. Our results concerning Bell nonlocal correlations from the measurement of random MUBs on entangled qudits are presented in Section III. We conclude with a discussion of some key observations and possible future directions in Section IV while leaving miscellaneous details to the appendices.

II. PRELIMINARIES

A. Correlations from Bell tests

A Bell test describes a randomized experiment designed to check whether a given set of observations is compatible with any Bell-local model. In this work, we consider bipartite Bell scenarios where the two parties Alice and Bob have, respectively, μ and ν possible inputs while each input has k possible outputs. We refer to this as the $(\mu, \nu; k)$ Bell scenario. Otherwise, if Alice and Bob have the same number of inputs $m = \mu = \nu$, then we call it the $(m; k)$ -scenario.

When testing against a specific Bell inequality, a Bell experiment may equivalently be described in terms of a multi-round nonlocal game [41] played by Alice and against a referee Ted. Before the game starts, Alice and Bob are informed of the possible queries and responses, as well as the conditions for winning a round. The players can decide on any common strategy beforehand but are not allowed to communicate once the game starts.

In each round, Ted distributes the input x to Alice and y to Bob, where $x, y \in \{0, 1, \dots, m-1\}$. The players respond with outputs a and b , respectively, where $a, b \in \{0, 1, \dots, k-1\}$. Let $W(x, y|a, b)$ be a function of x, y, a, b that is equal to 1 if the winning condition is satisfied and 0 otherwise. Ted collects the outputs and declares that Alice and Bob win the round if $W(x, y|a, b) = 1$. In a quantum Bell experiment, some quantum state ρ is prepared and shared between the players who each chooses a set of m measurements with k outcomes. The input they receive determines their measurement choice in each round, and the outcome gives the output.

The observations in a Bell experiment provide statistical information about the shared resource between Alice and Bob. Formally, a Bell correlation is the joint conditional probability distribution $P(a, b|x, y)$ that characterizes their input-output relations in a Bell experiment. Since no communication is allowed, the marginal distribution of the output of each party is expected to be independent of the other party's input. This corresponds to the following no-signaling constraints [42]:

$$\begin{aligned} P(a|x) &= P(a|x, y), & \forall a, x, y; \\ P(b|y) &= P(b|x, y), & \forall b, x, y, \end{aligned} \quad (1)$$

physically motivated by relativistic causality [43], which prohibits faster-than-light information transfer.

A correlation is (Bell-)local if it can be expressed as:

$$P(a, b|x, y) = \int d\lambda P(\lambda) P(a|x, \lambda) P(b|y, \lambda), \quad (2)$$

i.e., there is a set of local variables λ with distribution $P(\lambda)$ shared between Alice and Bob that can reproduce the observed correlation without them knowing each other's input. If a correlation cannot be cast in the form of Eq. (2) then we say that it is (Bell-)nonlocal.

It is useful to give a geometric characterization of the set of all possible local correlations for a given Bell scenario, which we shall call the local set \mathcal{L} . Firstly, the set \mathcal{L} is compact and convex. Recall that a compact, convex set is given by the convex hull of its extreme points. In this case, the extreme points of \mathcal{L} correspond to local deterministic points, i.e., correlations such that each input pair (x, y) yields exactly one output pair (a, b) . Since we only consider Bell scenarios with finite m and k , we have a finite number of local deterministic points, thus \mathcal{L} is also referred to as the local polytope. If we need to specify the Bell scenario involved, we shall include it as a subscript, such as $\mathcal{L}_{\mu, \nu; k}$.

In quantum theory, we are interested in correlations obtained by Alice and Bob performing local measurements on a shared quantum state. Formally, the shared state is represented by a density operator ρ and the local measurements are each represented by a positive-operator-valued measure (POVM), which is a set of positive semidefinite operators E_i such that $\sum_i E_i = \mathbb{I}$. This means that we expect quantum statistics to be given by

$$P(a, b|x, y) = \text{tr} \left(\rho E_{a|x}^{(A)} \otimes E_{b|y}^{(B)} \right), \quad (3)$$

where $E_{a|x}^{(A)} (E_{b|y}^{(B)})$ denotes Alice's (Bob's) POVM elements. In general a quantum correlation cannot be put in the form of Eq. (2), a fact that is manifested by the violation of some Bell inequality.

B. Bell inequalities

A Bell inequality is a constraint that has to be satisfied by any correlation $\vec{P} = \{P(a, b|x, y)\}$ compatible with the Bell-locality condition, Eq. (2). The latter, in turn, can be derived, e.g., by assuming a local hidden variable model with hidden parameter λ , and that the distribution over λ is independent of the measurement settings, i.e. $p(\lambda|x, y) = p(\lambda)$ for all inputs x, y . Consider, in particular, a linear Bell inequality, which can always be expressed in the form

$$\mathcal{I}(\vec{P}) := \sum_{a, b, x, y} \beta_{abxy} P(a, b|x, y) \leq I_{\mathcal{L}}, \quad (4)$$

where $\beta_{abxy} \in \mathbb{R}$ are Bell coefficients and $I_{\mathcal{L}}$ is called the local bound. For every Bell inequality of Eq. (4), there are many other physically equivalent but mathematically distinct constraints (having different β_{abxy}) attainable by relabeling. Simple counting shows that for n parties, m inputs, and k

outputs, we can have up to $n!((k!)^{m!})$ versions. However, some relabeling may lead to the same expression so the actual inequivalent versions is often fewer.

Since the local set \mathcal{L} forms a convex polytope, it admits two different geometric representations: (i) using the convex hull of its vertices or (ii) using the intersection of a finite number of closed half-spaces. These half-spaces are known as facets of the polytope, each of which lies on some hyperplane specified by a linear inequality. In the case of \mathcal{L} , these half-spaces of maximal dimensions are known as facet (defining) Bell inequalities. In this work, two facet Bell inequalities are especially of relevance.

The first of these, known as the Clauser-Horne-Shimony-Holt (CHSH) [44] Bell inequality is the only [45] nontrivial facet Bell inequality for the (2; 2) Bell scenario:

$$\mathcal{I}^{\text{CHSH}} := \sum_{a,b,x,y=0}^1 (-1)^{a+b+xy} P(a,b|x,y) \leq 2. \quad (5)$$

Through a procedure known as lifting [46], one can also find the (lifted) CHSH inequality as a facet inequality for all the more complicated Bell scenarios.

In Bell scenarios with 2 inputs and $k \geq 2$ outputs, there is also the family of Collins-Gisin-Linden-Massar-Popescu (CGLMP) [47] Bell inequalities, which were shown by Masanes [48] to be facets of \mathcal{L} . Explicitly, these inequalities read as:

$$\begin{aligned} \mathcal{I}_k^{\text{CGLMP}} := & \sum_{i=0}^{\lfloor \frac{k}{2}-1 \rfloor} [P(A_0 = B_0 + i) + P(A_0 = B_1 - i) \\ & + P(A_1 = B_0 - i - 1) + P(A_1 = B_1 + i) \\ & - P(A_0 = B_0 - i - 1) - P(A_0 = B_1 + i + 1) \\ & - P(A_1 = B_0 + i) - P(A_1 = B_1 - i - 1)] \leq 2, \end{aligned} \quad (6a)$$

where

$$P(A_x = B_y + i) := \sum_{j=0}^{k-1} P(j, j + i \pmod k | x, y). \quad (6b)$$

Notice that for $k = 2$, inequality (6) reduces to inequality (5) after the relabeling $B_1 \leftrightarrow B_0$.

C. Mutually unbiased bases (MUBs)

Let $\mathcal{E} = \{|e_i\rangle\}_{i=0}^{d-1}$ and $\mathcal{F} = \{|f_j\rangle\}_{j=0}^{d-1}$ denote two orthonormal bases in \mathbb{C}^d . We say that \mathcal{E} and \mathcal{F} are *mutually unbiased* if for every pair $(|e_i\rangle, |f_j\rangle)$ obtained by taking one state from each basis, we have that [49]

$$|\langle e_i | f_j \rangle|^2 = \frac{1}{d}. \quad (7)$$

In quantum theory, unbiasedness is often associated with the notion of complementarity. More precisely, a pair of observables P and Q is said to be complementary if their values

cannot be measured simultaneously. The tradeoff between determining one observable at the expense of its conjugate pair can be quantified using uncertainty relations. Using Shannon entropy, Maassen and Uffink showed that for any two orthonormal bases \mathcal{E} and \mathcal{F} [50],

$$H(\vec{p}_{\mathcal{E}}) + H(\vec{p}_{\mathcal{F}}) \geq -2 \log \max_{|e_i\rangle, |f_j\rangle} |\langle e_i | f_j \rangle|, \quad (8)$$

where $\vec{p}_{\mathcal{E}}(\vec{p}_{\mathcal{F}})$ denotes the probability distribution obtained when measuring some fixed but arbitrary quantum state ρ in basis $\mathcal{E}(\mathcal{F})$, i.e., $p_{\mathcal{E}}(i) = \langle e_i | \rho | e_i \rangle$. In finite dimensions, the lower bound of inequality (8) achieves its largest value $\log d$ when \mathcal{E} and \mathcal{F} are mutually unbiased. Moreover, this is optimal [51]: if $\rho = |e_i\rangle\langle e_i|$ then $H(\vec{p}_{\mathcal{E}}) = 0$ and $H(\vec{p}_{\mathcal{F}}) = \log d$.

A simple way to construct a set of MUBs was first described by Weyl [52]. Define the unitary operators

$$X = \sum_{j=0}^{d-1} |j \oplus 1\rangle\langle j|, \quad Z = \sum_{j=0}^{d-1} \omega^j |j\rangle\langle j|, \quad (9)$$

where \oplus denotes addition modulo d and $\omega = e^{2\pi i/d}$ is the root of unity. These are sometimes referred to as the shift and phase operators, the qudit generalization of the Pauli X and Z operators for qubits. If we take the eigenbases of Z , X , and ZX , then they form a mutually unbiased set. In prime dimensions, this can be extended to a set with $(d+1)$ bases by adding the eigenbases of $ZX^2, ZX^3, \dots, ZX^{d-1}$. The special status of primes comes from the fact that every ω^k for $k \in \{1, 2, \dots, d-1\}$ is a primitive root of unity if and only if d is prime.

The largest possible number of bases in a mutually unbiased set is $(d+1)$ [31]. When this number is saturated, we say that we have a complete set of MUBs. An important open question is how many MUBs can we find in \mathbb{C}^d for a given dimension d . In prime power dimensions we know how to construct a complete set [31] but the maximal set is unknown in composite dimensions, the smallest case being $d = 6$. In this case, the largest number of MUBs known is three. One simple way to produce three MUBs is to consider the tensor product of qubit and qutrit MUBs [53]. Even though this procedure results in twelve bases for $d = 6$, only up to three of them are mutually unbiased.

D. Estimating the probability of Bell violations

For any given state $|\psi\rangle$, we are interested in determining the chance of finding a randomly chosen set of MUBs leading to a Bell-inequality-violating correlation \vec{P} . To this end, note that the mutually-unbiased nature of a set of MUBs remains intact even after an arbitrary change of basis. Thus, instead of performing a sampling over randomly chosen MUBs for each party, we can equivalently sample randomly chosen unitaries acting on the respective Hilbert spaces. The MUBs in which the measurements are performed can then be evaluated by conjugating a predefined set of MUBs with the randomly sampled unitaries.

Hence, if Alice and Bob employ, respectively, μ and ν randomly chosen MUBs, we may define the probability of violation for $|\psi\rangle$ as:

$$p_{\mu,\nu}^{|\psi\rangle} := \int d\Omega f_{\mu,\nu}^{|\psi\rangle}(\Omega) \quad (10)$$

where $d\Omega$ represents the Haar measure over two independently chosen qubit unitaries and $f_{\mu,\nu}^{|\psi\rangle}(\Omega)$ is an indicator function that returns unity if and only if the unitarily-conjugated MUBs, when acting on $|\psi\rangle$, give rise to a Bell-inequality-violating correlation via Eq. (3).

For general $\mu, \nu, k > 2$, the evaluation of $f_{\mu,\nu}^{|\psi\rangle}(\Omega)$, however, can be daunting (see, e.g., Ref. [54]). Indeed, for any given \vec{P} corresponding to a sampled pair of unitaries, this amounts to solving the membership problem with respect to $\mathcal{L}_{\mu,\nu;k}$, which has $k^{\mu+\nu}$ vertices and is of dimension $O(\mu\nu k^2)$. For simplicity, and to see how well the results of Ref. [18, 19] generalize to higher-dimensional maximally entangled states, we shall consider a *superset* relaxation of $\mathcal{L}_{\mu,\nu;k}$ formed by lifting [46] only the facet Bell inequalities of $\mathcal{L}_{2;k}$ to the $(\mu, \nu; k)$ Bell scenario. Hereafter, we denote this superset of $\mathcal{L}_{\mu,\nu;k}$ by $\mathcal{L}_{2 \rightarrow \mu,\nu;k}$, or simply $\mathcal{L}_{2 \rightarrow \mu,\nu}$ when there is no risk in confusing the value of k . Then, we shall be concerned, mostly, with the following lower bound on $p_{\mu,\nu}^{|\psi\rangle}$:

$$p_{2 \rightarrow \mu,\nu}^{|\psi\rangle} := \int d\Omega f_{2 \rightarrow \mu,\nu}^{|\psi\rangle}(\Omega), \quad (11)$$

where $f_{2 \rightarrow \mu,\nu}^{|\psi\rangle}(\Omega)$ is an indicator function that returns unity if and only if the unitarily-conjugated MUBs, when acting on $|\psi\rangle$, violates a facet Bell inequality from the $(2; k)$ Bell scenario. For comparison, we also discuss lower bound on $p_{2 \rightarrow \mu,\nu}^{|\psi\rangle}$ that arises from considering only specific facet Bell inequalities \mathcal{I} , such as those given in Eq. (6), then:

$$p_{\mu,\nu}^{|\psi\rangle} \geq p_{2 \rightarrow \mu,\nu}^{|\psi\rangle} \geq p_{\mathcal{I} \rightarrow \mu,\nu}^{|\psi\rangle} \quad (12)$$

For $d = k$, let us denote by $\{\mathcal{M}_i\}$ a complete (or a maximal) set of MUBs known for dimension d (see Section II C). To estimate these probabilities, we first generate N_{tot} pairs of unitaries sampled uniformly accordingly to the Haar measure. Then, for each of these trials, we let Alice (Bob) perform her (his) μ (ν) measurements in the U_A (U_B) conjugated MUBs on the shared state $|\psi\rangle$. From the resulting correlation \vec{P} defined for the $(\mu, \nu; k)$ Bell scenario, we then extract $\binom{\mu}{2} \binom{\nu}{2}$ correlations for $(2; k)$ -scenario and test each of them against either some specific Bell inequality \mathcal{I} (and all its relabelings) or the complete set of facet Bell inequalities for the $(2; k)$ Bell scenario. The fraction of trials $f = \frac{N_{\text{viol}}}{N_{\text{tot}}}$ that leads to a violation of \mathcal{I} or the complete set of Bell inequalities in the $(2; k)$ Bell scenario then gives rise to, respectively, an estimate of $p_{\mathcal{I} \rightarrow \mu,\nu}^{|\psi\rangle}$ and $p_{2 \rightarrow \mu,\nu}^{|\psi\rangle}$. Finally, we also report the Wilson score interval [55] for each estimate. The Wilson score interval gives a rough approximation for the error of the probability of violation by taking a weighted average of the observed fraction of violations f and $\frac{1}{2}$, where the weight of f increases with the number of trials.

Beyond the probability of violation, we are also interested to know how robust these violations are. In the context of $p_{2 \rightarrow \mu,\nu}^{|\psi\rangle}$, we may quantify this by computing, for each of the $\binom{\mu}{2} \binom{\nu}{2}$ correlations \vec{P}' extracted from \vec{P} ,

$$\begin{aligned} & \max_{\vec{P}' \in \mathcal{L}_{2;k}} v \geq 0 \\ & \text{subject to } v\vec{P}' + (1-v)\vec{P}_w \in \mathcal{L}_{2;k}, \end{aligned} \quad (13)$$

where $\vec{P}_w \in \mathcal{L}$ is the uniform probability distribution. The optimum of this linear program, denoted by v^* , is known as the white-noise visibility of \vec{P} with respect to $\mathcal{L}_{2;k}$. When $v^* \leq 1$, it is easy to see that \vec{P}' must lie outside $\mathcal{L}_{2;k}$. With some thought, one notices that the smallest such visibility obtained by solving Eq. (13) for all $\binom{\mu}{2} \binom{\nu}{2}$ subcorrelations \vec{P}' extractable from \vec{P} coincides with that obtained by solving Eq. (13) with \vec{P} replacing \vec{P}' and $\mathcal{L}_{2 \rightarrow \mu,\nu;k}$ replacing $\mathcal{L}_{2;k}$.

Similarly, we can also evaluate the white-noise robustness of any such \vec{P}' with respect to a given Bell inequality \mathcal{I} , cf. Eq. (4), by computing [56]:

$$v_{\mathcal{I}}^* = \frac{I_{\mathcal{I}} - \mathcal{I}(\vec{P}_w)}{\mathcal{I}(\vec{P}') - \mathcal{I}(\vec{P}_w)} \quad (14)$$

where $\mathcal{I}(\vec{P}_w) < I_{\mathcal{I}}$ and $\mathcal{I}(\vec{P}')$ are, respectively, the Bell value evaluated for white noise \vec{P}_w and the extracted correlation \vec{P}' . Again, when the inequality \mathcal{I} is violated by \vec{P}' , we have $\mathcal{I}(\vec{P}') > I_{\mathcal{I}} > \mathcal{I}(\vec{P}_w)$, and thus $v_{\mathcal{I}}^* < 1$. In general, for any specific \mathcal{I} , we also have $v_{\mathcal{I}}^* \geq v^*$ since we can see v^* as the value of $v_{\mathcal{I}}^*$ minimized over all Bell inequalities defined for that Bell scenario.

III. RANDOM BELL VIOLATIONS FROM MUBS

In this section, we present our numerical findings for the probability of violation $p_{2 \rightarrow \mu,\nu}^{|\psi\rangle}$, with $|\psi\rangle$ being quantum states having local Hilbert space dimension $d = 2, \dots, 7$. We focus predominantly on the maximally entangled two-qudit state $|\Phi_d\rangle = \frac{1}{\sqrt{d}} \sum_{j=0}^{d-1} |j\rangle|j\rangle$, which we abbreviate as MES_d . For $d = 3, 4$, we also include, for the purpose of comparison, $p_{\mathcal{I} \rightarrow \mu,\nu}^{|\psi\rangle}$ with \mathcal{I} being the CGLMP inequality defined in Eq. (6).

A. Qubit: guaranteed Bell violation for MES_2

The case of $d = 2$ has already been investigated rather thoroughly in Ref. [17–19]. Here, we include the result where Alice measures two MUBs while Bob measures three MUBs on MES_2 , namely, $p_{2 \rightarrow 2,3}^{\text{MES}_2} = p_{2 \rightarrow 3,2}^{\text{MES}_2} \approx 90.8\%$. For comparison, note from Ref. [17] that $p_{2 \rightarrow 2,2}^{\text{MES}_2} = p_{\text{CHSH} \rightarrow 2,2}^{\text{MES}_2} \approx 41.3\%$ and from Ref. [18, 19] that $p_{2 \rightarrow 3,3}^{\text{MES}_2} = 100\%$.

B. Qutrit: almost-guaranteed Bell violation for MES_3

1. Maximally entangled two-qutrit state

Our findings for MES_3 are summarized in Table I. Of particular importance is the observation that when a complete set of MUBs are used by both parties, and if we test against all the Bell inequalities available in the (2, 3) Bell scenario, we can *almost always* find a Bell violation based on these randomly chosen MUBs. Indeed, among the 10^6 trials carried out in this case, we only find nine instances of \vec{P} that do not lead to the violation of any two-setting three-outcome Bell inequality. Among them, the largest white-noise visibility found is 1.0061 , which implies that $p_{2 \rightarrow 4,4}^{\text{MES}_3} \neq 1$.

μ	ν	N_{tot}	$p_{2 \rightarrow \mu, \nu}^{\text{MES}_3}$	$\text{WSI}_{0.05}$	N_{tot}	$p_{2 \rightarrow \mu, \nu}^{\text{MES}_3}$	$\text{WSI}_{0.05}$
2	2	10^6	7.67	(7.62, 7.72)	10^5	32.14	(31.85, 32.43)
3	3	10^6	47.01	(46.91, 47.11)	10^5	98.41	(98.33, 98.49)
4	4	10^6	68.24	(68.15, 68.33)	10^6	100.00*	(99.9983, 99.9995)
2	3	10^6	21.63	(21.55, 21.71)	10^5	71.08	(70.8, 71.36)
2	4	10^6	40.85	(40.75, 40.95)	10^5	97.7	(97.61, 97.79)
3	4	10^6	60.98	(60.88, 61.08)	10^5	99.999	(99.994, 100)

TABLE I. Summary of the various probabilities of violation estimated for MES_3 . The first two columns summarize the number of MUBs employed by each party, μ for Alice and ν for Bob. The next three columns list the estimate for $p_{2 \rightarrow \mu, \nu}^{\text{MES}_3}$ where a Bell-violation is only witnessed by the CGLMP inequality $\mathcal{I}_3^{\text{CGLMP}}$ (abbreviated as \mathcal{I}_3) and its relabelings, the number of samples N_{tot} employed used in this estimation, and the respective Wilson score interval at confidence level $\alpha = 0.05$. In the last three columns, we give the estimate for $p_{2 \rightarrow \mu, \nu}^{\text{MES}_3}$ where a Bell-violation is witnessed by *any* Bell inequality in the (2; 3) Bell scenario, the number of samples N_{tot} employed used in this estimation, and the respective Wilson score interval [55]. The entry 100.00* means that the corresponding $p_{2 \rightarrow \mu, \nu}^{\text{MES}_3}$ is strictly less than 100%, but with a difference from unity that is too small to be displayed here (see text for details).

However, if we test these correlations directly against all the four-setting three-outcome Bell inequalities, we find that they actually lie outside $\mathcal{L}_{4;3}$, giving a white noise visibility of around 0.82 to 0.84. These results suggest that $p_{4,4}^{\text{MES}_3}$ could well be unity, i.e., we do end up with a guaranteed Bell violation for MES_3 after all. Moreover, as we can see from Fig. 1, most of the region under the green curve is far away from 1, showing that these randomly generated correlations generally offer a strong white-noise resistance with respect to the Bell polytope of $\mathcal{L}_{2 \rightarrow 4,4;3}$.

From Table I, it is also clear that the violation of these randomly generated correlation cannot all originate from the violation of a CGLMP inequality. Given that the only other non-trivial class of Bell inequalities [57] for $\mathcal{L}_{2;3}$ is the CHSH [44] Bell inequality lifted [46] to the three-output scenario, it is also natural to wonder how much of these observed violations can be attributed to these lifted inequalities. Our calculation shows that the lifted CHSH on its own can already account for the near-guaranteed violation reported in Table I, i.e., we have no instances of \vec{P} that only violate the CGLMP inequality.

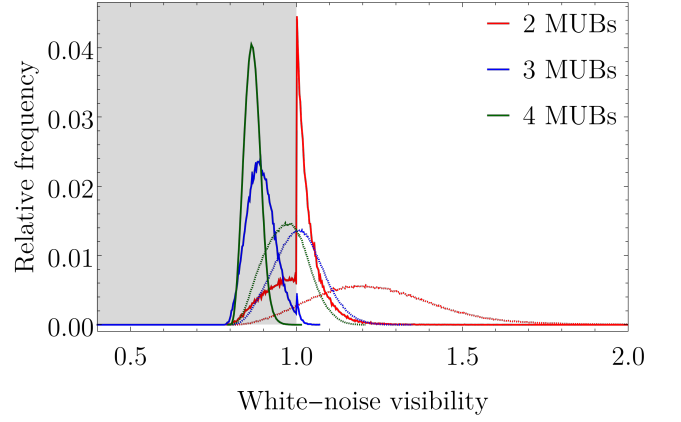


FIG. 1. White-noise visibility histograms for the correlations obtained by performing randomly chosen MUBs on the maximally entangled two-qutrit state. The solid lines in red, blue, and green represent, respectively, the visibility distribution observed during the estimation of $p_{2 \rightarrow 2,2}^{\text{MES}_3}$, $p_{2 \rightarrow 3,3}^{\text{MES}_3}$, and $p_{2 \rightarrow 4,4}^{\text{MES}_3}$, evaluated using Eq. (13); the companion dashed lines are determined using Eq. (14) based on the CGLMP value for each of the sampled \vec{P} . Here and below (unless otherwise stated), the bin width is set to be 2.5×10^{-3} while the region signifying Bell-nonlocality is shaded in gray.

2. Partially entangled two-qutrit state

One may also wonder the extent to which our observations depend on the state being maximally entangled. To this end, we also consider the following two-parameter family of (partially) entangled two-qutrit pure state in the Schmidt basis:

$$|\alpha, \beta\rangle = \cos \alpha |00\rangle + \sin \alpha \cos \beta |11\rangle + \sin \alpha \sin \beta |22\rangle, \quad (15)$$

where $\alpha \in (0, \cos^{-1} \frac{1}{\sqrt{3}})$ and $\beta \in (0, \frac{\pi}{4})$. Note that $|\alpha, \beta\rangle = |\Psi_3\rangle$ is maximally entangled when $\alpha = \cos^{-1} \frac{1}{\sqrt{3}}$ and $\beta = \frac{\pi}{4}$. To understand the dependence of the probability of violation on α and β , we estimate $p_{2 \rightarrow 4,4}^{|\alpha, \beta\rangle}$ for $31^2 = 961$ combinations of (α, β) by using $N_{\text{tot}} = 1000$ trials for each pair. Here, α and β take values, respectively, from $\alpha_i := \frac{i}{30} \cos^{-1} \frac{1}{\sqrt{3}}$ and $\beta_j := \frac{j}{30} \frac{\pi}{4}$, with $i, j = \{0, 1, 2, \dots, 30\}$.

From the results shown in Fig. 2, we see that even though $p_{2 \rightarrow 4,4}^{|\alpha, \beta\rangle}$ appears to increase with β , it is predominantly decided by the value of α . Specifically, within the fixed interval considered, $p_{2 \rightarrow 4,4}^{|\alpha, \beta\rangle}$ appears to increase monotonically when α increases. In particular, when $\alpha \approx 0.6687$ (for $i = 21$), $p_{2 \rightarrow 4,4}^{|\alpha, \beta\rangle}$ is already close to unity even though the state is still relatively far from being maximally entangled, since $\cos(0.6687) \approx 0.7846$.

C. Ququart: almost-guaranteed Bell violation

As with the case of qutrits, when a complete set of five MUBs are employed, *almost all* the correlations randomly generated from MES_4 are provably Bell-nonlocal by using only two-setting four-outcome Bell inequalities, see Table II.

μ	ν	N_{tot}	$p_{\mathcal{I}_4 \rightarrow \mu, \nu}^{\text{MES}_4}$	WSI _{0.05}	N_{tot}	$p_{2 \rightarrow \mu, \nu}^{\text{MES}_4}$	WSI _{0.05}
2	2	2×10^4	0.29	(0.22, 0.37)	10^5	14.74	(14.52, 14.96)
3	3	10^4	2.25	(1.98, 2.56)	10^5	76.39	(76.13, 76.65)
4	4	10^4	7.15	(6.65, 7.66)	10^5	99.87	(99.85, 99.89)
5	5	10^4	12.92	(12.28, 13.59)	5×10^6	100.00*	(99.999887, 99.999996)
2	3	10^4	0.79	(0.63, 0.98)	10^4	37.11	(36.17, 38.06)
2	4	10^4	1.65	(1.42, 1.92)	10^4	62.31	(61.36, 63.25)
2	5	10^4	2.80	(2.49, 3.14)	10^4	83.74	(83.74, 84.45)
3	4	10^4	3.82	(3.46, 4.21)	10^4	95.57	(95.15, 95.96)
3	5	10^4	6.28	(5.82, 6.77)	10^4	99.62	(99.48, 99.72)
4	5	10^4	10.27	(9.69, 10.88)	10^4	99.99	(99.943, 99.998)

TABLE II. Summary of the various probabilities of violation estimated for MES_4 . As with Table I, the first two columns summarize the number of MUBs employed by each party, the next three columns list the data and results pertinent to the estimate of $p_{\mathcal{I}_4 \rightarrow \mu, \nu}^{\text{MES}_3}$ (with \mathcal{I}_4 being a shorthand for the CGLMP inequality $\mathcal{I}_4^{\text{CGLMP}}$), and the last three columns list the data and results pertinent to the estimate of $p_{2 \rightarrow \mu, \nu}^{\text{MES}_4}$.

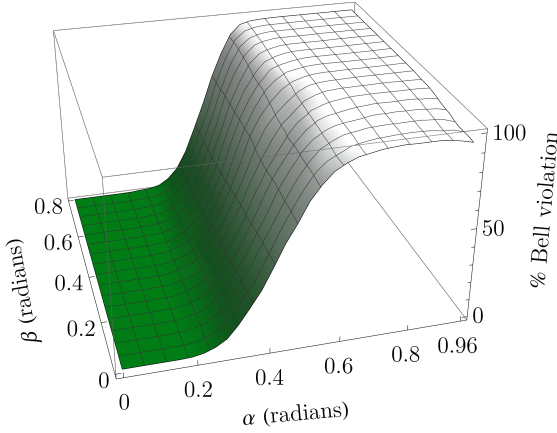


FIG. 2. Probability of Bell violation $p_{2 \rightarrow 4,4}^{|\alpha, \beta\rangle}$ for the two-parameter family of pure two-qutrit entangled states $|\alpha, \beta\rangle$ defined in Eq. (15). Here, the surface plot is interpolated from 31 equally-spaced values of α from 0 to $\cos^{-1} \frac{1}{\sqrt{3}}$ and 31 equally-spaced values of β from 0 to $\frac{\pi}{4}$ each, making a total 961 combinations of (α, β) , see text for details.

In fact, with just four MUBs each for Alice and Bob, we already get $p_{2 \rightarrow 4,4}^{\text{MES}_4} \approx 99.8\%$. However, when all five MUBs are considered, we do find one correlation \vec{P} among 10^6 sampled from MES_4 that does not violate any two-setting four-outcome Bell inequality. This exceptional correlation \vec{P} has a white-noise visibility of 1.0005, thus showing that $p_{2 \rightarrow 5,5}^{\text{MES}_4} \neq 1$.

However, as with the qutrit case, if we test this \vec{P} against all the five-setting four-outcome Bell inequalities via Eq. (13), we find that it actually lies outside $\mathcal{L}_{5,4}$, giving a white noise visibility of 0.8309. Again, this suggests that $p_{5,5}^{\text{MES}_4}$ may indeed be unity.

Also, as with the two-qutrit case, we see from the purple solid line in Fig. 3 that most of these Bell-nonlocal correlations seem to be fairly robust against the mixture of white noise.

On the other hand, if we restrict ourselves to testing these correlations using only the CGLMP inequalities, then unsur-

prisingly, the chance of identifying their Bell-nonlocality decreases drastically as compared with the qutrit case, see Table I and Table II.

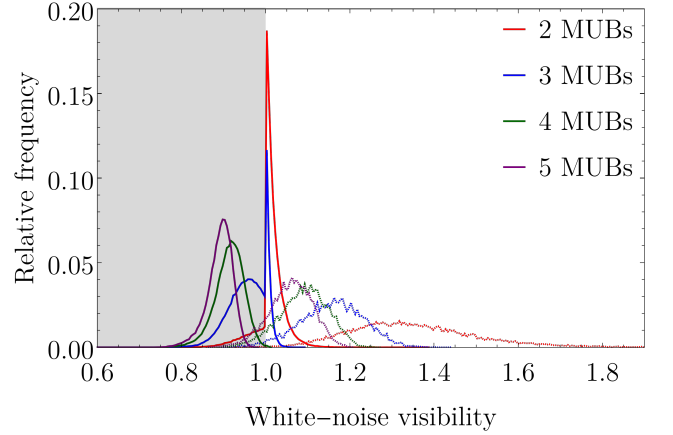


FIG. 3. White-noise visibility histograms for the correlations obtained by performing randomly chosen MUBs on the maximally entangled two-ququart state. The solid lines in red, blue, green, and violet represent, respectively, the visibility distribution observed during the estimation of $p_{2 \rightarrow 2,2}^{\text{MES}_4}$, $p_{2 \rightarrow 3,3}^{\text{MES}_4}$, $p_{2 \rightarrow 4,4}^{\text{MES}_4}$, and $p_{2 \rightarrow 5,5}^{\text{MES}_4}$, evaluated using Eq. (13); the companion dashed lines are determined using Eq. (14) based on the CGLMP value for each of the sampled \vec{P} .

D. Ququint: highly-likely Bell violation

In this case, as can be seen in Table III, even if a complete set of six MUBs are used to generate the sampled correlations, several instances of the latter are found not to violate any two-setting Bell inequalities. This can also be seen clearly from the corresponding white-noise visibility distribution shown in Fig. 4. Specifically, based on 10^4 trials, our estimate for $p_{2 \rightarrow 6,6}^{\text{MES}_5}$ is 99.84%.

However, as with both the qutrit and ququart case, if more-setting Bell inequalities are allowed, all these correlations are certifiably Bell-nonlocal, see Table IV. This again leaves

the possibility of a guaranteed Bell violation for MES_5 with MUBs open.

μ	ν	N_{tot}	$p_{2 \rightarrow \mu, \nu}^{\text{MES}_5}$	$\text{WSI}_{0.05}$
2	2	10^4	3.08	(2.76, 3.44)
3	3	10^4	23.28	(22.46, 24.12)
4	4	10^4	64.84	(63.9, 65.77)
5	5	10^4	94.00	(93.52, 94.45)
6	6	10^4	99.84	(99.74, 99.9)
2	3	10^4	8.38	(7.85, 8.94)
2	4	10^4	15.33	(14.64, 16.05)
2	5	10^4	25.49	(24.65, 26.35)
2	6	10^4	35.91	(34.98, 36.86)
3	4	10^4	40.81	(39.85, 41.78)
3	5	10^4	57.93	(56.96, 58.89)
3	6	10^4	73.7	(72.83, 74.55)
4	5	10^4	82.46	(81.7, 83.19)
4	6	10^4	92.39	(91.85, 92.89)
5	6	10^4	98.58	(98.33, 98.79)

TABLE III. Probabilities of violation $p_{2 \rightarrow \mu, \nu}^{\text{MES}_5}$ estimated for MES_5 .

Smallest visibility $v_{(2;5)}^*$	Smallest visibility $v_{(3;5)}^*$
1.00002	0.97848
1.00008	0.97707
1.00011	0.95696
1.00019	0.95161
1.00031	0.94172
1.00062	0.97782
1.00069	0.96014
1.00071	0.96421
1.00073	0.96287
1.00086	0.94129
1.00088	0.95822
1.00092	0.96384
1.00127	0.97256
1.00165	0.96569
1.00199	0.95567
1.00357	0.96540

TABLE IV. White-noise visibilities for the 16 instances of \vec{P} obtained from MES_5 that do not violate any two-setting Bell inequalities. On the left, we list the smallest visibilities $v_{(2;5)}^*$ with respect to only two-setting Bell inequalities (lifted to a six-setting Bell scenario) whereas on the right, we list the corresponding smallest visibilities $v_{(3;5)}^*$ with respect to only three-setting Bell inequalities.

E. Higher-dimensional cases

For $d = 6$, we consider only two or three MUBs for each party, see Section II C. In contrast with the $d < 6$ cases, our results summarized in Table V show that the probability of violation $p_{2 \rightarrow \mu, \nu}^{\text{MES}_6}$ is tiny. For completeness, we include in Appendix A a plot showing the visibility distribution in this case, see Fig. 8.

For $d = 7$, although we once again have a complete set of MUBs, the probability of violation $p_{2 \rightarrow \mu, \nu}^{\text{MES}_7}$, as summarized

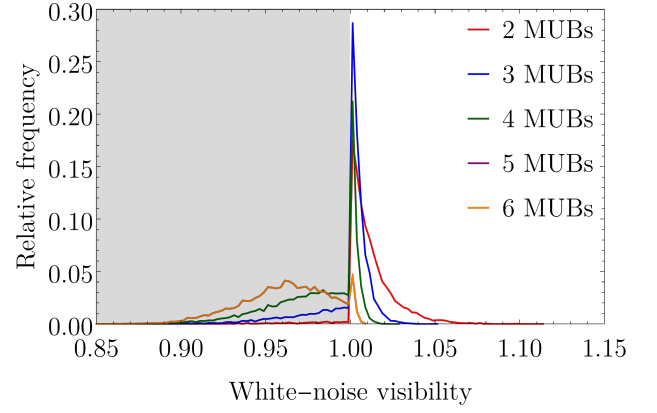


FIG. 4. White-noise visibility histograms for the correlations obtained by performing randomly chosen MUBs on the maximally entangled two-quint state, cf. Eq. (13). The solid lines in red, blue, green, violet, and orange represent, respectively, the visibility distribution observed during the estimation of $p_{2 \rightarrow 2,2}^{\text{MES}_5}$, $p_{2 \rightarrow 3,3}^{\text{MES}_5}$, $p_{2 \rightarrow 4,4}^{\text{MES}_5}$, $p_{2 \rightarrow 5,5}^{\text{MES}_5}$, and $p_{2 \rightarrow 6,6}^{\text{MES}_5}$.

μ	ν	N_{tot}	$p_{2 \rightarrow \mu, \nu}^{\text{MES}_6}$	$\text{WSI}_{0.05}$
2	2	10^4	0.28	(0.19, 0.4)
3	3	10^4	2.77	(2.47, 3.11)
2	3	10^4	1.01	(0.83, 1.23)

TABLE V. Probability of violation $p_{2 \rightarrow \mu, \nu}^{\text{MES}_6}$ estimated for MES_6 .

in Table VI, is substantially smaller than those found for the $d < 6$ cases. In fact, even when all eight MUBs are employed, the chance of finding a two-setting Bell-inequality violation from these randomly generated correlations is less than 20%. The corresponding visibility distribution is shown in Fig. 5 when six or more MUBs are considered, and in Fig. 9 when fewer MUBs are considered.

μ	ν	N_{tot}	$p_{2 \rightarrow \mu, \nu}^{\text{MES}_7}$	$\text{WSI}_{0.05}$
2	2	10^4	0.03	(0.0018, 0.0566)
3	3	10^4	0.17	(0.0909, 0.247)
4	4	10^4	1.00	(0.502, 0.816)
5	5	10^4	2.32	(1.81, 2.37)
6	6	10^4	5.16	(4.47, 5.31)
7	7	10^4	11.46	(8.59, 9.72)
8	8	10^4	15.79	(14.80, 16.22)

TABLE VI. Probabilities of violation $p_{2 \rightarrow \mu, \nu}^{\text{MES}_7}$ estimated for MES_7 .

IV. CONCLUDING REMARKS

Motivated by the results of guaranteed Bell-inequality violation presented in [18] for a Bell state, we investigate the chance of finding a Bell-inequality-violating correlation by performing uniformly and randomly chosen mutually-unbiased bases (MUBs) d -outcome measurements on a two-

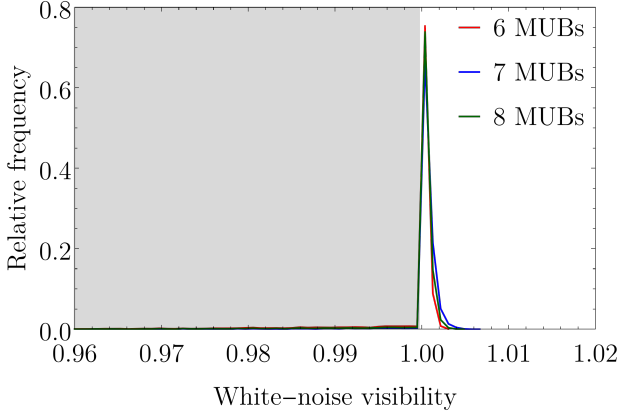


FIG. 5. White-noise visibility histograms for the correlations obtained by performing randomly chosen MUBs on the maximally entangled two-qudit state with $d = 7$, cf. Eq. (13). The solid lines in red, blue, and green represent, respectively, the visibility distribution observed during the estimation of $p_{2 \rightarrow 6,6}^{\text{MES}_5}$, $p_{2 \rightarrow 7,7}^{\text{MES}_5}$, and $p_{2 \rightarrow 8,8}^{\text{MES}_5}$. The bin width is set to 9×10^{-4} in this case.

qudit maximally entangled state $|\Phi_d\rangle$. Specifically, we consider $d = 3, 4, 5, 6$, and 7 , and with both parties employing up to $d + 1$ MUBs, if available.

Our results show that even if we consider only two-setting Bell inequalities, as in the case of Refs. [18, 26], we can obtain for $d = 3$ and 4 almost-guaranteed Bell-inequality violation on $|\Phi_d\rangle$ if we employ the complete set of $(d + 1)$ MUBs and optimize over all $\left[\frac{d(d+1)}{2}\right]^2$ pairs of MUBs chosen. Similarly, for $d = 5$, when all six MUBs are considered and the same optimization is performed, we end up with $\approx 99.85\%$ chance of finding a correlation that violates a two-setting Bell inequality. Unfortunately, we do not see the same trend when we consider higher-dimensional $|\Phi_d\rangle$. For $d = 6$ and 7 , this chance drops, respectively, to below 3% and 16% .

More generally, we have observed that for a given d , the chance of finding an μ -tuple of Bell-inequality-violating MUBs generally increases with μ , see Fig. 6. This can be appreciated by noting that as μ increases, the number two-setting Bell tests that one can perform with the observed correlation increases as $\frac{\mu(\mu-1)}{2}$. This is reminiscent to the observation made in the context of probability of violation for a given state in [18, 26, 27] as well as that found for the sampling of correlations directly from the non-signaling space in [54, 58].

On the other hand, if we fix the number of MUBs and increases d , a rapidly decreasing trend is observed. Interestingly, the same observation was also found [26] for measurements based on multipoint-beam-splitter and phase-shifters. These observations are consistent with the one recently found in Ref. [54], which estimates that the relative volume of the local set to the no-signaling for a fixed number of settings rapidly increases with the number of outcomes. In particular, for two and three measurement settings, they showed that the local set is almost 100% when $d \geq 6$.

Finally, let us mention some open problems left from the present work. Clearly, we have only provided numerical evi-

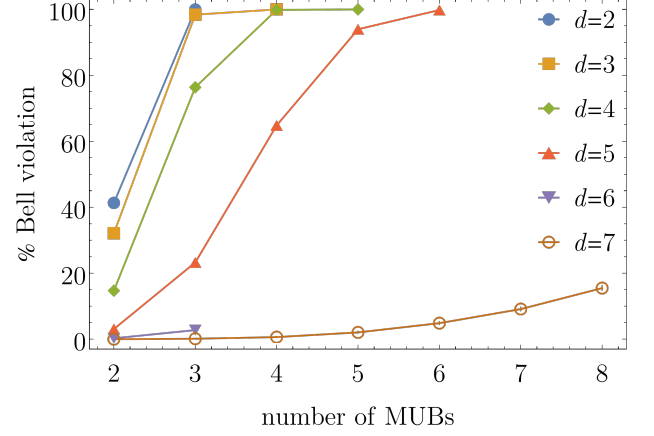


FIG. 6. Probability of Bell violation $p_{2 \rightarrow \mu, \mu}^{\text{MES}_d}$ as a function of μ , the number of d -outcome MUBs measurements employed by both Alice and Bob on the maximally entangled two-qudit state, for $d = 2, 3, \dots, 7$.

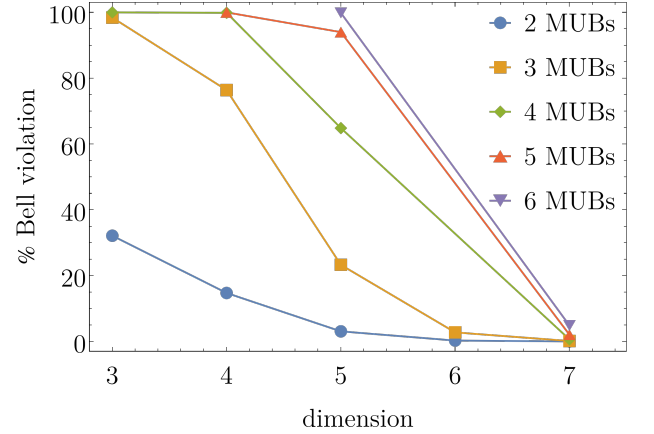


FIG. 7. Probability of Bell violation $p_{2 \rightarrow \mu, \mu}^{\text{MES}_d}$ as a function of d , the local Hilbert space dimension when the number of MUBs employed are $2, 3, \dots, 6$.

dence of “guaranteed” Bell-violation if we employ all possible Bell inequalities available for the particular Bell scenario relevant to the qutrit, ququart, and ququint case. An obvious question that remains open is whether one can provide an analytic proof for these observations, or a counterexample to the conjecture that one gets guaranteed Bell violation in these cases, except for a set of measure zero. Secondly, an observant reader has probably noticed that in many of these visibility distributions presented, one finds a sharp change in the probability amplitude at $v^* = 1$. We suspect that this reflects some subtle structure of the set of correlations attainable by maximally entangled states [59], but the precise nature of this implication on the geometry [54, 60] remains to be clarified.

ACKNOWLEDGMENTS

We would like to thank Cyril Branciard for discussions. This work is supported by the Ministry of Science and Technology, Taiwan (Grants No. 107-2112-M-006-005-MY2, 109-2627-M-006-004, 109-2112-M-006-010-MY3), and the National Center for Theoretical Sciences, Taiwan.

-
- [1] J. S. Bell, *Physics* **1**, 195 (1964).
 - [2] J. S. Bell, *Speakable and Unspeakable in Quantum Mechanics: Collected Papers on Quantum Philosophy*, 2nd ed. (Cambridge University Press, 2004).
 - [3] N. Brunner, D. Cavalcanti, S. Pironio, V. Scarani, and S. Wehner, *Rev. Mod. Phys.* **86**, 419 (2014).
 - [4] B. Hensen, H. Bernien, A. E. Dreau, A. Reiserer, N. Kalb, M. S. Blok, J. Ruitenbergh, R. F. L. Vermeulen, R. N. Schouten, C. Abellan, W. Amaya, V. Pruneri, M. W. Mitchell, M. Markham, D. J. Twitchen, D. Elkouss, S. Wehner, T. H. Taminiau, and R. Hanson, *Nature (London)* **526**, 682 (2015).
 - [5] L. K. Shalm, E. Meyer-Scott, B. G. Christensen, P. Bierhorst, M. A. Wayne, M. J. Stevens, T. Gerrits, S. Glancy, D. R. Hamel, M. S. Allman, K. J. Coakley, S. D. Dyer, C. Hodge, A. E. Lita, V. B. Verma, C. Lambrocco, E. Tortorici, A. L. Migdall, Y. Zhang, D. R. Kumor, W. H. Farr, F. Marsili, M. D. Shaw, J. A. Stern, C. Abellán, W. Amaya, V. Pruneri, T. Jennewein, M. W. Mitchell, P. G. Kwiat, J. C. Bienfang, R. P. Mirin, E. Knill, and S. W. Nam, *Phys. Rev. Lett.* **115**, 250402 (2015).
 - [6] M. Giustina, M. A. M. Versteegh, S. Wengerowsky, J. Handsteiner, A. Hochrainer, K. Phelan, F. Steinlechner, J. Kofler, J.-A. Larsson, C. Abellán, W. Amaya, V. Pruneri, M. W. Mitchell, J. Beyer, T. Gerrits, A. E. Lita, L. K. Shalm, S. W. Nam, T. Scheidl, R. Ursin, B. Wittmann, and A. Zeilinger, *Phys. Rev. Lett.* **115**, 250401 (2015).
 - [7] W. Rosenfeld, D. Burchardt, R. Garthoff, K. Redeker, N. Ortégel, M. Rau, and H. Weinfurter, *Phys. Rev. Lett.* **119**, 010402 (2017).
 - [8] R. Colbeck and A. Kent, *J. Phys. A Math. Theor.* **44**, 095305 (2011).
 - [9] S. Pironio, A. Acín, S. Massar, A. B. d. I. Girdoy, D. N. Matsukevich, P. Maunz, S. Olmschenk, D. Hayes, L. Luo, T. A. Manning, and C. Monroe, *Nature (London)* **464**, 1021 (2010).
 - [10] L. K. Shalm, Y. Zhang, J. C. Bienfang, C. Schlager, M. J. Stevens, M. D. Mazurek, C. Abellán, W. Amaya, M. W. Mitchell, M. A. Alhejji, H. Fu, J. Ornstein, R. P. Mirin, S. W. Nam, and E. Knill, *Nature Physics* **17**, 452 (2021).
 - [11] W.-Z. Liu, M.-H. Li, S. Ragy, S.-R. Zhao, B. Bai, Y. Liu, P. J. Brown, J. Zhang, R. Colbeck, J. Fan, Q. Zhang, and J.-W. Pan, *Nature Physics* **17**, 448 (2021).
 - [12] D. P. Nadlinger, P. Drmota, B. C. Nichol, G. Araneda, D. Main, R. Srinivas, D. M. Lucas, C. J. Ballance, K. Ivanov, E. Y.-Z. Tan, P. Sekatski, R. L. Urbanke, R. Renner, N. Sangouard, and J.-D. Bancal, *arXiv:2109.14600* (2021).
 - [13] S. Schwarz, B. Bessire, A. Stefanov, and Y.-C. Liang, *New J. Phys.* **18**, 035001 (2016).
 - [14] K. T. Goh, C. Perumangatt, Z. X. Lee, A. Ling, and V. Scarani, *Phys. Rev. A* **100**, 022305 (2019).
 - [15] G. Chen, W.-H. Zhang, P. Yin, C.-F. Li, and G.-C. Guo, *Fundam. Res.* **1**, 27 (2021).
 - [16] V. Scarani, *Acta Phys. Slovaca* **62**, 347 (2012).
 - [17] Y.-C. Liang, N. Harrigan, S. D. Bartlett, and T. Rudolph, *Phys. Rev. Lett.* **104**, 050401 (2010).
 - [18] P. Shadbolt, T. Vértesi, Y.-C. Liang, C. Branciard, N. Brunner, and J. L. O'Brien, *Sci. Rep.* **2**, 470 (2012).
 - [19] J. J. Wallman and S. D. Bartlett, *Phys. Rev. A* **85**, 024101 (2012).
 - [20] C. Furkan Senel, T. Lawson, M. Kaplan, D. Markham, and E. Diamanti, *Phys. Rev. A* **91**, 052118 (2015).
 - [21] T. Moroder, J.-D. Bancal, Y.-C. Liang, M. Hofmann, and O. Gühne, *Phys. Rev. Lett.* **111**, 030501 (2013).
 - [22] S.-X. Yang, G. N. Tabia, P.-S. Lin, and Y.-C. Liang, *Phys. Rev. A* **102**, 022419 (2020).
 - [23] A. de Rosier, J. Gruca, F. Parisio, T. Vértesi, and W. Laskowski, *Phys. Rev. A* **96**, 012101 (2017).
 - [24] A. de Rosier, J. Gruca, F. Parisio, T. Vértesi, and W. Laskowski, *Phys. Rev. A* **101**, 012116 (2020).
 - [25] J. J. Wallman, Y.-C. Liang, and S. D. Bartlett, *Phys. Rev. A* **83**, 022110 (2011).
 - [26] A. Fonseca, A. de Rosier, T. Vértesi, W. Laskowski, and F. Parisio, *Phys. Rev. A* **98**, 042105 (2018).
 - [27] V. Lipinska, F. J. Curchod, A. Máttar, and A. Acín, *New J. Phys.* **20**, 063043 (2018).
 - [28] S.-W. Ji, J. Lee, J. Lim, K. Nagata, and H.-W. Lee, *Phys. Rev. A* **78**, 052103 (2008).
 - [29] Y.-C. Liang, C.-W. Lim, and D.-L. Deng, *Phys. Rev. A* **80**, 052116 (2009).
 - [30] A. Tavakoli, M. Farkas, D. Rosset, J.-D. Bancal, and J. Kaniewski, *Sci. Adv.* **7**, eabc3847 (2021).
 - [31] W. K. Wootters and B. D. Fields, *Ann. Phys.* **191**, 363 (1989).
 - [32] I. D. Ivonovic, *J. Phys. A Math. Gen.* **14**, 3241 (1981).
 - [33] C. H. Bennett and G. Brassard, *Theor. Comput. Sci.* **560**, 7 (2014).
 - [34] D. Bruß, *Phys. Rev. Lett.* **81**, 3018 (1998).
 - [35] N. J. Cerf, M. Bourennane, A. Karlsson, and N. Gisin, *Phys. Rev. Lett.* **88**, 127902 (2002).
 - [36] Y. Huang, *Phys. Rev. A* **82**, 012335 (2010).
 - [37] C. Spengler, M. Huber, S. Brierley, T. Adaktylos, and B. C. Hiesmayr, *Phys. Rev. A* **86**, 022311 (2012).
 - [38] J. Bae, B. C. Hiesmayr, and D. McNulty, *New J. Phys.* **21**, 013012 (2019).
 - [39] D. Gottesman, *Phys. Rev. A* **54**, 1862 (1996).
 - [40] A. R. Calderbank, E. M. Rains, P. W. Shor, and N. J. A. Sloane, *Phys. Rev. Lett.* **78**, 405 (1997).
 - [41] R. Cleve, P. Hoyer, B. Toner, and J. Watrous, in *Proceedings. 19th IEEE Annual Conference on Computational Complexity, 2004.* (2004) pp. 236–249.
 - [42] J. Barrett, N. Linden, S. Massar, S. Pironio, S. Popescu, and D. Roberts, *Phys. Rev. A* **71**, 022101 (2005).
 - [43] S. Popescu and D. Rohrlich, *Found. Phys.* **24**, 379 (1994).
 - [44] J. F. Clauser, M. A. Horne, A. Shimony, and R. A. Holt, *Phys. Rev. Lett.* **23**, 880 (1969).
 - [45] A. Fine, *Phys. Rev. Lett.* **48**, 291 (1982).

- [46] S. Pironio, *J. Math. Phys.* **46**, 062112 (2005).
- [47] D. Collins, N. Gisin, N. Linden, S. Massar, and S. Popescu, *Phys. Rev. Lett.* **88**, 040404 (2002).
- [48] L. Masanes, *Quantum Info. Comput.* **3**, 345 (2002).
- [49] D. Thomas, B.-G. Englert, I. Bengtsson, and K. Życzkowski, *Int. J. Quantum Inf.* **08**, 535 (2010).
- [50] H. Maassen and J. B. M. Uffink, *Phys. Rev. Lett.* **60**, 1103 (1988).
- [51] A. Ambainis, *Quantum Info. Comput.* **10**, 848 (2010).
- [52] H. Weyl, *The theory of groups and quantum mechanics* (Courier Corporation, 1950).
- [53] D. McNulty and S. Weigert, *J. Phys. A Math. Theor.* **45**, 135307 (2012).
- [54] P.-S. Lin, T. Vértesi, and Y.-C. Liang, *arXiv:2107.05646* (2021).
- [55] E. B. Wilson, *J. Am. Stat. Assoc.* **22**, 209 (1927).
- [56] B. Grandjean, Y.-C. Liang, J.-D. Bancal, N. Brunner, and N. Gisin, *Phys. Rev. A* **85**, 052113 (2012).
- [57] D. Collins and N. Gisin, *J. Phys. A Math. Theor.* **37**, 1775 (2004).
- [58] C. Duarte, S. Brito, B. Amaral, and R. Chaves, *Phys. Rev. A* **98**, 062114 (2018).
- [59] B. Lang, T. Vértesi, and M. Navascués, *J. Phys. A Math. Theor.* **47**, 424029 (2014).
- [60] K. T. Goh, J. Kaniewski, E. Wolfe, T. Vértesi, X. Wu, Y. Cai, Y.-C. Liang, and V. Scarani, *Phys. Rev. A* **97**, 022104 (2018).

Appendix A: Visibilities

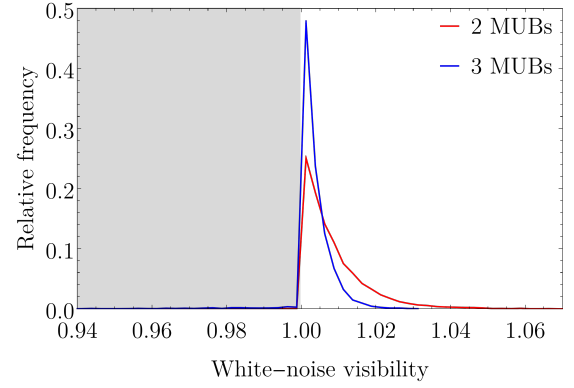


FIG. 8. White-noise visibility distribution for the correlations obtained by performing randomly chosen MUBs on the maximally entangled two-qudit state MES_6 , cf. Eq. (13). The solid lines in red, and blue correspond, respectively, to the visibility distribution used in the estimation of $p_{2 \rightarrow 2,2}^{\text{MES}_6}$ and $p_{2 \rightarrow 3,3}^{\text{MES}_6}$. The region where the corresponding visibility signifies Bell-nonlocality is shaded in gray.

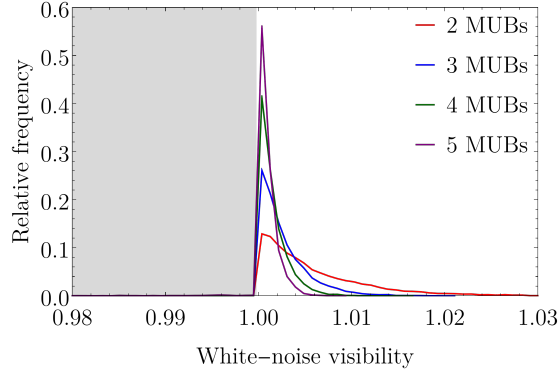


FIG. 9. White-noise visibility histograms for the correlations obtained by performing randomly chosen MUBs on the maximally entangled two-qudit state MES_7 , cf. Eq. (13). The solid lines in red, blue, green, and violet represent, respectively, the visibility distribution observed during the estimation of $p_{2 \rightarrow 2,2}^{\text{MES}_7}$, $p_{2 \rightarrow 3,3}^{\text{MES}_7}$, $p_{2 \rightarrow 4,4}^{\text{MES}_7}$, and $p_{2 \rightarrow 5,5}^{\text{MES}_7}$. The bin width is set to 9×10^{-4} in this case.